Prepared for



Georgia Power Company
241 Ralph McGill Blvd NE
Atlanta, Georgia 30308

2024 SEMIANNUAL GROUNDWATER MONITORING AND CORRECTIVE ACTION REPORT

PLANT HAMMOND ASH POND 1 (AP-1)

Prepared by



engineers | scientists | innovators

1255 Roberts Boulevard, Suite 200
Kennesaw, Georgia 30144

Project Number GW6581E

August 2024

Geosyntec
consultants

CERTIFICATION STATEMENT

This *2024 Semiannual Groundwater Monitoring and Corrective Action Report, Plant Hammond Ash Pond 1 (AP-1)* has been prepared in compliance with the United States Environmental Protection Agency Coal Combustion Residual Rule (40 Code of Federal Regulations [CFR] 257 Subpart D), specifically § 257.90(e), and the Georgia Environmental Protection Division Rules for Solid Waste Management 391-3-4-.10 by a qualified groundwater scientist or engineer with Geosyntec Consultants, Inc. I hereby certify that I am a qualified groundwater scientist, in accordance with the Georgia Rules of Solid Waste Management 391-3-4-.01.



_____ August 30, 2024

Whitney B. Law — Date

Georgia Professional Engineer No. 36641

SUMMARY

This summary of the *2024 Semiannual Groundwater Monitoring and Corrective Action Report* provides the status of the groundwater monitoring and corrective action program for the reporting period of January through July 2024 (referred to herein as the "semiannual reporting period") at Georgia Power Company's (Georgia Power's) Plant Hammond Ash Pond 1 (AP-1) (the Site). This summary was prepared by Geosyntec Consultants, Inc. (Geosyntec) on behalf of Georgia Power to meet the requirements listed in Part A, Section 6[1] of the United States Environmental Protection Agency (USEPA) Coal Combustion Residual Rule (federal CCR Rule) (40 Code of Federal Regulations [CFR] 257 Subpart D).

Plant Hammond is located at 5963 Alabama Highway SW, approximately 10 miles west of Rome in Floyd County, Georgia. CCR material resulting from power generation were historically transferred and stored in AP-1 until 1969. After 1969, AP-1 was utilized as a co-treatment pond to handle return water flows from the other ponds and for recycling of process water for plant operations. The Site is located on the southeastern portion of the Plant Hammond property. The Georgia Environmental Protection Division (GA EPD) approved closure permit no. 057-023D(CCR) for AP-1 on June 22, 2020.



Plant Hammond and the Site

Groundwater at the Site is monitored using a comprehensive monitoring network that meets federal and state monitoring requirements. Routine sampling and reporting began after the background groundwater conditions were established between May 2016 and May 2017. Based on groundwater conditions at the Site, an assessment monitoring program and assessment of corrective measures program were established in January 2018 and January 2019, respectively. A *Draft Remedy Selection Report*, which summarizes the evaluation and proposed selection of a corrective measure, or measures, was submitted to GA EPD on August 31, 2022. Following GA EPD's approval of the *HGWC-8 Pilot Study Workplan* (Geosyntec, 2023a) and the *HGWC-13 Pilot Study*

[1] 80 FR 21468, Apr. 17, 2015, as amended at 81 FR 51807, Aug. 5, 2016; 83 FR 36452, July 30, 2018; 85 FR 53561, Aug. 28, 2020

Workplan (Geosyntec, 2023b) on August 24, 2023, a pilot study was initiated at AP-1 in support of the ongoing remedy selection process.

During the semiannual reporting period, Geosyntec conducted one groundwater sampling event in February 2024 in support of the assessment monitoring program. Groundwater samples were submitted to Pace Analytical Services, LLC, for analysis. Per the federal CCR Rule, groundwater data from the February 2024 semiannual assessment monitoring event conducted during the semiannual reporting period were evaluated in accordance with the certified statistical methods. The evaluations identified statistically significant values of select Appendix III[2] and Appendix IV[3] constituents in excess of established groundwater protection standards (GWPS) in select monitoring wells, as summarized in the table below for the semiannual reporting period.

Appendix III Constituent	**February 2024**
Boron	HGWC-7, HGWC-8, HGWC-9, HGWC-11, HGWC-12, HGWC-13
Calcium	HGWC-9, HGWC-12, HGWC-13
Chloride	HGWC-9
Sulfate	HGWC-7, HGWC-8, HGWC-9, HGWC-11, HGWC-12, HGWC-13
Total Dissolved Solids	HGWC-9, HGWC-12, HGWC-13
Appendix IV Constituent[4]	**February 2024**
Arsenic	HGWC-13
Molybdenum	HGWC-8

Based on a review of the Appendix III and Appendix IV statistical results completed for the groundwater monitoring and corrective action program for the semiannual reporting period, the Site will continue in assessment monitoring. Georgia Power will continue routine groundwater monitoring and reporting at the Site. Reports will be posted to Georgia Power's CCR Rule Compliance website and provided to GA EPD semiannually.

[2] Boron, calcium, chloride, fluoride, pH, sulfate, and total dissolved solids
[3] Antimony, arsenic, barium, beryllium, cadmium, chromium, cobalt, fluoride, lead, lithium, mercury, molybdenum, selenium, thallium, and radium 226 + 228
[4] A statistically significant level (SSL)-related constituent is determined by comparing the confidence intervals developed to either the constituent's MCL, if available; where an MCL has not been established, then a CCR-rule specific GWPS; or background concentrations for constituents where the concentration is greater than the MCL or rule specified GWPS.

Geosyntec consultants

TABLE OF CONTENTS

SUMMARY i

1.0 INTRODUCTION 1
- 1.1 Site Description and Background 2
- 1.2 Regional Geology and Hydrogeologic Setting 2
  - 1.2.1 Regional and Site Geology 2
  - 1.2.2 Hydrogeologic Setting 3
- 1.3 Groundwater Monitoring Well Network 4

2.0 GROUNDWATER MONITORING ACTIVITIES 5
- 2.1 Monitoring Well Installation and Maintenance 5
- 2.2 Assessment Monitoring 5
- 2.3 Additional Groundwater Evaluations 6
- 2.4 Assessment of Corrective Measures 6

3.0 SAMPLING METHODOLOGY AND ANALYSES 8
- 3.1 Groundwater and Surface Water Level Measurement 8
- 3.2 Groundwater Gradient and Flow Velocity 8
- 3.3 Groundwater Sampling Procedures 9
- 3.4 Laboratory Analyses 10
- 3.5 Quality Assurance and Quality Control Summary 11

4.0 STATISTICAL ANALYSIS 12
- 4.1 Statistical Methods 12
  - 4.1.1 Appendix III Statistical Methods 12
  - 4.1.2 Appendix IV Statistical Methods 13
- 4.2 Statistical Analyses Results 14
  - 4.2.1 February 2024 Data 14
  - 4.2.2 Summary of Statistical Analyses 14

5.0 NATURE AND EXTENT 15
- 5.1 Alternate Source Demonstrations 15

6.0 MONITORING PROGRAM STATUS 17

6.1 Assessment Monitoring Status 17
6.2 Assessment of Corrective Measures 17

7.0 CONCLUSIONS AND FUTURE ACTIONS 19

8.0 REFERENCES 20

LIST OF TABLES

Table 1A	Monitoring Well Network Summary
Table 1B	Piezometer Network Summary
Table 2	Groundwater Sampling Event Summary
Table 3	Summary of Groundwater and Surface Water Elevations
Table 4	Horizontal Groundwater Gradient and Flow Velocity Calculations
Table 5	Summary of Assessment Monitoring Groundwater Analytical Data
Table 6	Summary of Surface Water Analytical Data
Table 7	Summary of Background Concentrations and Groundwater Protection Standards
Table 8	Summary of Pilot Study Groundwater Analytical Data

LIST OF FIGURES

Figure 1	Site Location Map
Figure 2	Monitoring Well Network and Sampling Location Map
Figure 3	Potentiometric Surface Contour Map – February 2024
Figure 4	Iso-Concentration Map, Arsenic – February 2024
Figure 5	Iso-Concentration Map, Molybdenum – February 2024

LIST OF APPENDICES

Appendix A	Well Design, Installation, and Development Report – Addendum No. 6
Appendix B	Well Maintenance and Repair Documentation Memorandum
Appendix C	Laboratory Analytical and Field Sampling Reports
Appendix D	Statistical Analysis Report
Appendix E	Pilot Study Documentation

LIST OF ACRONYMS AND ABBREVIATIONS

ACM	Assessment of Corrective Measures
AP-1	Ash Pond 1
ASD	Alternate Source Demonstration
CCR	coal combustion residuals
CFR	Code of Federal Regulations
DO	dissolved oxygen
$FeSO_4$	ferrous sulfate
ft/day	feet per day
ft/ft	feet per foot
g/L	grams per liter
gal	gallons
GA-20	Georgia Highway 20
GA EPD	Georgia Environmental Protection Division
Georgia Power	Georgia Power Company
Geosyntec	Geosyntec Consultants, Inc.
GSC	Groundwater Stats Consulting
GWPS	groundwater protection standard
HAR	Hydrogeologic Assessment Report
i	horizontal hydraulic gradient
K_h	horizontal hydraulic conductivity
MCL	Maximum Contaminant Level
mg/L	milligram per liter
MgO	magnesium oxide
MNA	Monitored Natural Attenuation
n_e	effective porosity
NELAP	National Environmental Laboratory Accreditation Program
NTU	nephelometric turbidity units
ORP	oxidation reduction potential
Pace Analytical	Pace Analytical Services, LLC.
PE	professional engineer
PL	prediction limit
QA/QC	Quality Assurance/Quality Control
SSI	statistically significant increase
SSL	statistically significant level
s.u.	standard unit
Unified Guidance	Statistical Analysis of Groundwater Data at RCRA Facilities Unified Guidance

Unified Guidance	Statistical Analysis of Groundwater Data at RCRA Facilities Unified Guidance
USEPA	United States Environmental Protection Agency

1.0 INTRODUCTION

In accordance with the United States Environmental Protection Agency (USEPA) Coal Combustion Residual Rule (federal CCR Rule) (40 Code of Federal Regulations [CFR] Part 257, Subpart D) and the Georgia Environmental Protection Division (GA EPD) Rules for Solid Waste Management 391-3-4-.10, Geosyntec Consultants, Inc. (Geosyntec) has prepared this *2024 Semiannual Groundwater Monitoring and Corrective Action Report* to document groundwater monitoring activities conducted at Georgia Power Company (Georgia Power) Plant Hammond (Site) Ash Pond 1 (AP-1) for the reporting period of January through July 2024 (referred to herein as the semiannual reporting period).

Groundwater monitoring and reporting for the CCR unit is performed in accordance with the monitoring requirements of § 257.90 through 257.95 of the federal CCR Rule, and GA EPD Rules for Solid Waste Management 391-3-4-.10(6). To specify groundwater monitoring requirements, GA EPD rule 391-3-4-.10(6)(a) incorporates by reference the federal CCR Rule. For ease of reference, the federal CCR Rule is cited within this report in lieu of citing both sets of regulations. Also, the closure permit issued by GA EPD (i.e., no. 057-023D(CCR)) stipulates that groundwater monitoring is required while CCR waste remains in place at the CCR unit and for no less than 5-years after removal of the material.

Due to statistically significant levels (SSLs) of arsenic and molybdenum identified in the *2018 Annual Groundwater Monitoring and Corrective Action Report* (Geosyntec, 2019a), Georgia Power initiated an assessment of corrective measures (ACM) program for AP-1 in January 2019. Pursuant to § 257.96(b), Georgia Power continues to monitor groundwater associated with AP-1 in accordance with the assessment monitoring program established for the unit, including semiannual monitoring and reporting pursuant to § 257.90 through § 257.95 of the federal CCR Rule and GA EPD Rules for Solid Waste Management 391-3-4-.10(6)(a). A *Draft Remedy Selection Report,* which summarizes the evaluation and proposed selection of a corrective measure, or measures, was submitted to GA EPD on August 31, 2022, (Geosyntec, 2022a) and is currently under review.

The current reporting period groundwater data indicate that SSLs for arsenic and molybdenum concentrations are horizontally and vertically delineated to below their corresponding groundwater protection standards (GWPS) and contained within the property boundary.

1.1 Site Description and Background

Plant Hammond is located in Floyd County, Georgia, approximately 10 miles west of Rome and is bordered by Georgia Highway 20 (GA-20) on the north, the Coosa River on the south, Cabin Creek and industrial land on the east, and sparsely populated, forested, rural and industrial land on the west (**Figure 1**). The physical address of the plant is 5963 Alabama Highway, Rome, Georgia, 30165.

Plant Hammond was a four-unit, coal-fired electric generating facility. All four units at Plant Hammond were decommissioned in July 2019 and no longer produce electricity.

AP-1 is a 35-acre surface impoundment located at Plant Hammond that received CCR materials from its commission in 1952 until 1969. After 1969, AP-1 was utilized as a co-treatment pond to handle return water flows from the other ponds and for recycling of process water for plant operations. Georgia Power has commenced closure of AP-1 through removal of the CCR material from the CCR unit; closure activities will be conducted in accordance with § 257.102 and corresponding Rule 391-3-4-.10(7)(b). The proposed closure by removal approach provides a source control measure that reduces the potential for migration of CCR constituents to groundwater. Details of the closure approach are provided in the Written Closure Plan, published to Georgia Power's CCR Rule Compliance website. Closure permit no. 057-023D(CCR) was approved by GA EPD on June 22, 2020.

1.2 Regional Geology and Hydrogeologic Setting

The following section summarizes the geologic and hydrogeologic conditions at AP-1 as described in the *Hydrogeologic Assessment Report Revision 01 – AP-1* (HAR Rev 01) submitted to GA EPD in December 2019 in support of the AP-1 solid waste handling permit (Geosyntec, 2019c).

1.2.1 Regional and Site Geology

The Site is located within the Great Valley District of the Valley and Ridge Physiographic Province (Valley and Ridge) in northwest Georgia. The Valley and Ridge is characterized by Paleozoic sedimentary rocks that have been folded and faulted into the ridges and valleys that gave this region its name. Geologic mapping performed at the Site by Petrologic Solutions, Inc., under the direction of Golder (Golder, 2018), indicates that AP-1 is underlain by the middle units of the Cambrian age Conasauga Formation, consisting of mostly shaley limestone. Subsurface investigations at AP-1 describe the

bedrock as limestone or shaley limestone. AP-1 is underlain primarily by five lithologic units: (i) fill; (ii) terrace alluvium; (iii) residuum; (iv) highly weathered/fractured shaley limestone bedrock; and (v) competent shaley limestone bedrock.

Based on subsurface investigations, the fill material is composed of lean clay or gravelly lean clay with sand from the construction of the pond. The terrace alluvium consists of unconsolidated sediments associated with deposition from the Coosa River and Cabin Creek. Alluvium was variously described as well sorted and poorly sorted sand, clayey sand, sandy gravel, clayey gravel, or gravelly clay. The residuum clay layer or native soils have been derived from the in-place weathering of the shaley limestone bedrock. The residuum is generally described as a lean to fat clay, sometimes silty with some sand, and rarely gravel. The subsurface investigation data suggest that the residuum thins out in places, and the alluvial deposits is in direct contact with the upper fractured or the unweathered limestone bedrock. Just below the residuum clay layer is a gradational zone of varying proportions of clayey residuum and sand, gravel, and cobble-sized angular pieces of partially weathered limestone, grading into a zone of fractured shaley limestone, before grading into unweathered, fresh shaley limestone bedrock. The upper highly weathered zone appears more as residuum with various sized rock fragments. The lower zone becomes less clayey with depth and is estimated to be approximately 10 feet thick. The limestone is described as medium to dark gray, very finely laminated with lighter and darker gray layers, and contains interbeds of calcareous shale.

1.2.2 Hydrogeologic Setting

The uppermost aquifer at AP-1 is a regional groundwater aquifer that occurs in the terrace alluvium, residuum, and the weathered and fractured bedrock. The uppermost aquifer is considered to be unconfined; however, localized, semi-confined conditions may be encountered due to the low-permeability clayey nature of the residual soils, or as a result of perched groundwater or poorly interconnected fracture networks in the bedrock. The movement of groundwater in the uppermost aquifer can be characterized as low-to moderate permeability porous media flow. Groundwater flow in the more competent underlying bedrock is characterized as fracture flow. The regional groundwater flow direction is expected to be from north to south; however, the local flow direction proximal to AP-1 is to both the east and south under current pre-closure conditions. Under post-closure conditions, the groundwater flow direction is anticipated to resemble the regional flow regime more closely (north to south toward the Coosa River).

1.3 Groundwater Monitoring Well Network

In accordance with § 257.91, a groundwater monitoring system was installed at AP-1 that consists of a sufficient number of wells installed at appropriate locations and depths to yield groundwater samples from the uppermost aquifer to represent the groundwater quality both upgradient of the units (i.e., background conditions) and passing the waste boundary of the units. The number, spacing, and depths of the groundwater monitoring wells were selected based on the characterization of site specific hydrogeologic conditions.

As part of the assessment monitoring program, assessment monitoring wells have been installed since 2018 to supplement the pre-existing detection monitoring wells and characterize the nature and extent of SSLs in groundwater downgradient of AP-1. Pursuant to § 257.195(g)(1)(iv), the wells classified as "assessment monitoring wells" will continue to be sampled concurrently with the detection monitoring well network as part of the ongoing assessment groundwater monitoring program.

An on-site network of piezometers is used in combination with the detection and assessment monitoring well networks to gauge water levels to define groundwater flow direction and gradients. The piezometers may be sampled as needed to support the ACM program.

The locations of the detection monitoring wells, assessment monitoring wells, and piezometers are shown on **Figure 2**; well and piezometer construction details are listed in **Table 1A** and **Table 1B,** respectively.

2.0 GROUNDWATER MONITORING ACTIVITIES

In accordance with § 257.90(e), the following describes monitoring-related activities performed during the semiannual reporting period and discusses any change in status of the monitoring program. Groundwater sampling was performed in accordance with § 257.93.

2.1 Monitoring Well Installation and Maintenance

Five piezometers (PT-11, PT-12, PT-13, PT-14, and PT-15) were installed in April 2024; the locations of these five piezometers are shown on **Figure 2**. The additional piezometers were installed to specifically monitor the performance of the upcoming supplemental pilot study injection activities in support of the ACM program. A well installation report that includes detailed boring and well construction logs for the installation of these piezometers was submitted to GA EPD in August 2024 under separate cover and is provided in **Appendix A**.

The well and piezometer networks are inspected semiannually to evaluate if any repairs or corrective actions are necessary to meet the requirements of the Georgia Water Well Standards Act (O.C.G.A. § 12-5-134(5)(d)(vii)). In February 2024, the networks were inspected, necessary corrective actions were identified and subsequently completed, as documented in **Appendix B**. This documentation was prepared under the direction of a professional geologist or engineer registered in the State of Georgia.

2.2 Assessment Monitoring

Georgia Power initiated an assessment monitoring program for groundwater at AP-1 in January 2018 based on statically significant increases (SSIs) of Appendix III constituents documented in the *2017 Annual Groundwater Monitoring and Corrective Action Report* (ERM, 2018). A notice of assessment monitoring was placed in the operating record on May 15, 2018. Currently identified SSLs of Appendix IV constituents exceeding their respective GWPS at AP-1 are arsenic in HGWC-13 and molybdenum in HGWC-8.

Pursuant to § 257.96, an ACM was initiated for AP-1 in January 2019. An *Assessment of Corrective Measures Report – Plant Hammond Ash Pond 1 (AP-1)* (ACM Report) was subsequently prepared for AP-1 (Geosyntec, 2019b) and submitted to GA EPD in June 2019 and posted to Georgia Power's CCR Rule Compliance website in July 2019. A *Draft Remedy Selection Report,* which summarizes the evaluation and proposed selection of a corrective measure, or measures, was submitted to GA EPD on August 31, 2022

(Geosyntec, 2022a). In accordance with § 257.96(b), groundwater continues to be monitored at AP-1 under the assessment monitoring program while the ACM phase is implemented.

In support of the routine assessment monitoring program, the semiannual assessment monitoring event was conducted in February 2024. The wells sampled and the dates the samples were collected at AP-1 during the semiannual reporting period are summarized in **Table 2**. Details of these events and analytical results are discussed in Section 3.

2.3 Additional Groundwater and Surface Water Evaluations

Supplemental groundwater samples were collected from the entire AP-1 detection and assessment well networks during the February 2024 event and were analyzed for major cations, major anions, iron, and manganese. The data were collected in support of evaluating the geochemical composition of the groundwater in conjunction with the ACM activities.

Due to the presence of surface water features immediately downgradient of select wells reporting concentrations of select constituents above the GWPS, Georgia Power proactively collected surface water samples in February 2024 from one location at Cabin Creek east of AP-1, as shown on **Figure 2** (H-SCC, H-SCC NBR, and H +0.25).

The laboratory reports associated with the additional evaluations are provided in **Appendix C**.

2.4 Assessment of Corrective Measures

As presented in the *Draft Remedy Selection Report* (Geosyntec, 2022a), in-situ geochemical injections, coupled with monitored natural attenuation (MNA), have been proposed as corrective measures to address the SSLs of molybdenum and arsenic in detection monitoring wells HGWC-8 and HGWC-13, respectively. Design of in-situ geochemical injection corrective measures includes multiple assessment and design components, including pilot studies to evaluate injection delivery and the performance of injectates prior to implementing a full scale remedy. Following GA EPD approval, Georgia Power initiated a pilot study in vicinity of these wells in September 2023, as detailed in the *HGWC-8 Pilot Study Workplan* (Geosyntec, 2023a) and the *HGWC-13 Pilot Study Workplan* (Geosyntec, 2023b). Supplemental pilot study workplans for HGWC-8 and HGWC-13 were submitted to GA EPD on March 29, 2024 (Geosyntec 2024b, Geosyntec, 2024c), describing the additional injections necessary to inform

corrective action design near monitoring wells HGWC-8 and HGWC-13. The supplemental pilot study workplans were approved by GA EPD's Underground Injection Control (UIC) and Solid Waste Management Programs on May 6 and June 21, 2024, respectively.

A post-injection performance monitoring program was initiated in October 2023 during which groundwater samples were collected from performance monitoring piezometers PT-07 through PT-10, and subsequently expanded to include additional performance monitoring piezometers installed in April 2024 (i.e., PZ-11 through PZ-15). Post injection performance monitoring continued during the 2024 semiannual reporting period. Groundwater samples collected from these performance monitoring piezometers were analyzed for the complete suite of Appendix III and Appendix IV constituents (except total radium), and select metals and inorganics necessary to evaluate groundwater geochemistry. Details of these events and analytical results between December 2023 and June 2024 are discussed in Section 6.

3.0 SAMPLING METHODOLOGY AND ANALYSES

The following section presents a summary of the field sampling procedures that were implemented, and the groundwater sampling results that were obtained in connection with the assessment monitoring program conducted at AP-1 during the semiannual reporting period.

3.1 Groundwater and Surface Water Level Measurement

A synoptic round of depth-to-groundwater-level measurements were recorded from the AP-1 wells and piezometers during the February 2024 assessment monitoring event and used to calculate the corresponding groundwater elevations, which are presented in **Table 3**. The February 2024 groundwater elevations are generally consistent with the overall decreasing trend reported for wells downgradient of AP-1 as a result of the ongoing dewatering and closure activities.

A surface water elevation was recorded at the Coosa River staff gauge located downgradient of AP-1. The location of the Coosa River staff gauge is shown on **Figure 2**. A water level within AP-1 was not recorded in February 2024 as the staff gauge was reportedly removed due to closure construction activities.

The groundwater and surface water elevation data were used to prepare a potentiometric surface map for the February 2024 gauging event, which is presented on **Figure 3**. Groundwater in the AP-1 area flows under the influence of topography from slightly higher elevations on the north side of the Site in a generally easterly and southerly direction. This groundwater flow pattern is consistent with previous observations.

3.2 Groundwater Gradient and Flow Velocity

The horizontal groundwater hydraulic gradients within the uppermost aquifer beneath AP-1 were calculated using the groundwater elevation data from the February 2024 gauging event. Horizontal hydraulic gradients were calculated along the flow path south of AP-1 between HGWC-13 and MW-7 and between HGWC-8 and MW-20 along the flow path east of AP-1. The supporting calculations are presented in **Table 4.** The table also presents the average hydraulic gradients calculated from the February 2024 gauging events. The general trajectory of the flow paths used in the calculations and associated potentiometric contour lines are shown on **Figure 3**. The calculated average hydraulic gradients along the southerly and easterly groundwater flow path lines associated with

AP-1 for the semiannual reporting period is 0.009 feet per foot (ft/ft) between HGWC-13 and MW-7, and HGWC-8 and MW-20.

The approximate horizontal flow velocities associated with AP-1 were calculated using the following derivative of Darcy's Law. The calculations are presented on **Table 4**.

$$V = \frac{K_h * i}{n_e}$$

where:

V = Groundwater flow velocity $\left(\frac{feet}{day}\right)$

K_h = Horizontal Hydraulic Conductivity $\left(\frac{feet}{day}\right)$

i = Horizontal hydraulic gradient $\left(\frac{feet}{foot}\right) = \frac{h_1 - h_2}{L}$

h_1 and h_2 = Groundwater elevation at location 1 and 2

L = Distance between location 1 and 2

n_e = Effective porosity

The average horizontal hydraulic conductivity (K_h) for AP-1 of 11.82 feet per day (ft/day) was computed from slug test data derived from ten locations across the AP-1 area and presented in the HAR Rev 01 (Geosyntec, 2019c). An estimated effective porosity (n_e) of 0.15 is used to represent average conditions at AP-1, derived based on review of literature (Kresic, 2007), observed site lithology, and professional judgement. With these variables defined, and accounting for the averaged hydraulic gradient discussed above for the February 2024 gauging event, the average groundwater flow velocity in the vicinity of AP-1 for the semiannual reporting period was calculated to be 0.7 ft/day (i.e., average of the southerly and easterly flow velocities).

3.3 Groundwater Sampling Procedures

Groundwater samples were collected using low-flow sampling procedures in accordance with § 257.93(a). Purging and sampling was performed using dedicated bladder pumps with dedicated tubing, non-dedicated bladder pumps, and peristaltic pumps. For wells sampled with non-dedicated bladder pumps and peristaltic pumps, the pump intake was lowered to the midpoint of the well screen (or as appropriate based on the groundwater

level). Non-dedicated bladder pump and peristaltic pump samples were collected using new disposable polyethylene tubing; all non-dedicated tubing was disposed of following the sampling event. All non-disposable equipment was decontaminated before use and between well locations.

An in-situ water quality field meter (Aqua TROLL 400) was used to monitor and record field water quality parameters [i.e., pH, conductivity, dissolved oxygen (DO), temperature, and oxidation reduction potential (ORP)] during well purging to verify stabilization prior to sampling. Turbidity was monitored using a portable turbidity meter (i.e., LaMotte 2020we or similar). Groundwater samples were collected once the following stabilization criteria were met:

- pH ± 0.1 standard units (s.u.).
- Conductivity ± 5%.
- ± 0.2 milligrams per liter (mg/L) or ± 10% (whichever is greater) for DO > 0.5 mg/L. No criterion applies if DO < 0.5 mg/L, record only.
- Turbidity measured less than 5 nephelometric turbidity units (NTU) or measured between 5 and 10 NTU following three hours of purging.

Following purging, and once stabilization was achieved, unfiltered samples were collected into appropriately preserved laboratory-supplied sample containers. Sample bottles were placed in ice-packed coolers and submitted to Pace Analytical Services, LLC (Pace Analytical) in Peachtree Corners, Georgia, following chain-of-custody protocol. The field sampling and equipment calibration forms generated during the semiannual reporting period are provided in **Appendix C**; forms generated during monitoring events associated with the pilot studies are provided in a subsequent appendix as discussed in Section 6.

3.4 Laboratory Analyses

Laboratory analyses were performed by Pace Analytical, which is accredited by the National Environmental Laboratory Accreditation Program (NELAP). Pace Analytical maintains a NELAP certification for the Appendix III and Appendix IV constituents analyzed for this project. Analytical methods used for groundwater sample analyses, and associated results, are listed in the analytical laboratory reports included in **Appendix C**. The groundwater analytical results from the semiannual reporting period are summarized

in **Table 5**; surface water analytical results are summarized in **Table 6**. The laboratory reports generated during monitoring events associated with the pilot studies are provided in a subsequent appendix as discussed in Section 6.

3.5 Quality Assurance and Quality Control Summary

Quality assurance/quality control (QA/QC) samples were collected during the groundwater monitoring events in accordance with the site's *Groundwater Monitoring Plan* (Geosyntec, 2021b), and included the following: field duplicates, equipment blanks, and field blank samples. QA/QC samples were collected in appropriately preserved laboratory-provided containers and submitted under the same chain of custody as the primary samples for analysis of the same constituents by Pace Analytical.

In addition to collecting QA/QC samples, the data were validated based on the pertinent methods referenced in the laboratory reports, professional and technical judgment, and applicable federal guidance documents (USEPA, 2011; USEPA, 2017). Where necessary, the data were qualified with supporting documentation and justifications. The validated data are considered usable for meeting project objectives. The associated data validation reports are provided in **Appendix C**, along with the laboratory reports.

4.0 STATISTICAL ANALYSIS

The following section summarizes the statistical analysis of Appendix III groundwater monitoring data performed pursuant to § 257.93. In addition, pursuant to § 257.95(d)(2), Georgia Power established GWPS for the Appendix IV constituents and completed statistical analyses of the Appendix IV groundwater monitoring data obtained during the semiannual reporting period. The data were analyzed by Groundwater Stats Consulting (GSC); the report generated from the analyses are provided in **Appendix D**.

4.1 Statistical Methods

Groundwater data from the semiannual reporting period were statistically analyzed in accordance with the Professional Engineer-certified (PE-certified) Statistical Analysis Method Certification (October 2017, revised January 2020) (Environmental Resource Management, 2017 and Geosyntec, 2020a). The Sanitas groundwater statistical software was used to perform the statistical analyses. Sanitas is a decision-support software package that incorporates the statistical tests required of Subtitle C and D facilities by USEPA regulations and guidance as recommended in the USEPA document *Statistical Analysis of Groundwater Data at RCRA Facilities Unified Guidance* (Unified Guidance) (USEPA, 2009).

Appendix III statistical analysis was performed to assess if Appendix III constituents have returned to background levels. Appendix IV constituents were evaluated to assess if concentrations statistically exceeded the established GWPS. Detailed statistical methods used for Appendix III and Appendix IV constituents are discussed in the statistical analysis reports provided in **Appendix D** and summarized in Sections 4.1.1 and 4.1.2. The GWPS were finalized pursuant to § 257.95(d)(2) and presented in **Table 7**.

4.1.1 Appendix III Statistical Methods

Based on guidance from GA EPD, statistical tests used to evaluate the groundwater monitoring data consist of interwell prediction limits (PLs) combined with a 1-of-2 verification resample plan for each of the Appendix III constituents. Interwell PLs pool upgradient well data to establish a background limit for an individual constituent, and the most recent sample from each downgradient well is compared to the same limit for each constituent. The most recent sample from each downgradient well is compared to the background limit to assess whether there are statistically significant increases (SSIs). An "initial exceedance" occurs when an Appendix III constituent reported in the groundwater of a downgradient detection monitoring well exceeds the constituent's associated PL.

The 1-of-2 resample plan allows for collection of an independent resample. A confirmed exceedance is noted only when the resample confirms the initial exceedance by also exceeding the statistical limit. If the resample falls within its respective PL, no exceedance is declared.

4.1.2 Appendix IV Statistical Methods

To statistically compare groundwater data to GWPS, confidence intervals are constructed for each of the detected Appendix IV constituents in each downgradient detection and assessment monitoring well with a minimum of four samples. In accordance with Section 21.1.1 of the Unified Guidance (USEPA, 2009), four independent data are the minimum population size recommended to construct confidence intervals required to assess SSLs for Appendix IV constituents. Due to previous non-routine (or ACM investigation) sampling, some Appendix IV constituents at a well location have differing number of analytical data points.

The confidence intervals are compared to the GWPS. Only when the entire confidence interval is above a GWPS is the well/constituent pair considered to exceed its GWPS. If a confidence interval exceeds a GWPS, an SSL is identified.

USEPA revised the federal CCR Rule on July 30, 2018, updating GWPS for cobalt, lead, lithium, and molybdenum. As described in § 257.95(h)(1-3), the GWPS is defined by the below criteria. These criteria were adopted into the GA EPD Rules for Solid Waste Management 391-3-4-.10 on February 22, 2022.

(1) The MCL established under § 141.62 and § 141.66.

(2) Where an MCL has not been established:

(i) Cobalt 0.006 mg/L;

(ii) Lead 0.015 mg/L;

(iii) Lithium 0.04 mg/L; and

(iv) Molybdenum 0.1 mg/L.

(3) Background levels for constituents where the background level is higher than the MCL or rule-specified GWPS.

Following the above requirements, GWPS have been established for statistical comparison of Appendix IV constituents and are presented in **Table 6**.

4.2 Statistical Analyses Results

Based on review of the Appendix III statistical analyses presented in **Appendix D**, groundwater conditions have not returned to background and assessment monitoring should continue. Based on the statistical analyses, select Appendix IV constituents exceeded the GWPS during the semiannual reporting period.

4.2.1 February 2024 Data

- Arsenic: HGWC-13
- Molybdenum: HGWC-8

Wells with SSLs were further evaluated using the Sen's Slope/Mann Kendall trend test (**Appendix D**). A statistically significant increasing trend was identified for arsenic in HGWC-13 in February 2024. No statistically significant trend of molybdenum was identified for HGWC-8.

4.2.2 Summary of Statistical Analyses

The SSLs identified for the semiannual reporting period are consistent with the 2023 annual reporting period.

5.0 NATURE AND EXTENT

Based on the groundwater data presented herein, the SSLs for wells and constituents identified in Section 4.2 have been horizontally and vertically delineated to below the established GWPS and are contained within the property boundary. Delineation is determined by confidence intervals (statistical analysis) prepared for the assessment wells discussed in the following paragraphs. Results of the statistical analyses are provided in **Appendix D**.

The identified SSL of arsenic in HGWC-13 is horizontally and vertically delineated to below the GWPS by MW-19 and MW-24D, respectively. Similarly, the SSL of molybdenum in HGWC-8 is horizontally and vertically delineated by MW-20 and MW-27D, respectively. A single exceedance of the molybdenum GWPS was identified in MW-53 in August 2023. While the piezometer was not sampled in February 2024, Georgia Power proactively collected a surface water sample downgradient of MW-53 in February 2024. Molybdenum was not detected above the laboratory reporting limit (0.010 mg/L) in the surface water sample collected in February 2024 from the location in Cabin Creek (H-SCC) shown on **Figure 2**. No molybdenum impacts to surface water have been detected.

The groundwater data from the February 2024 assessment monitoring event were used to generate the arsenic and molybdenum iso-concentration maps presented on **Figure 4** and **Figure 5**.

5.1 Alternate Source Demonstrations

An alternate source demonstration (ASD) was submitted to GA EPD on January 29, 2021, to address the fluoride and lithium SSLs reported for MW-30D, and molybdenum SSL reported for MW-40D (Geosyntec, 2021a). The ASD presented multiple lines of evidence that the SSLs are not associated with a release from AP-1, but are instead a result of natural variation in groundwater quality due to the limited (i.e., MW-30D) or no (i.e., MW-40D) connection these wells have to the uppermost aquifer as evidenced by (i) slow recharge encountered within the deeper delineation wells installed in less fractured bedrock zones; (ii) starkly different groundwater elevations in these wells compared to other site wells; and (iii) very different geochemical conditions. Additionally, all previous SSLs of molybdenum reported in MW-40D have at all times complied with the current GWPS of 0.1 mg/L.

An ASD to address the previous SSL of lithium identified in MW-25D was submitted to GA EPD in August 2022 (Geosyntec, 2022b). Geochemical evaluations using Piper and Stiff diagrams indicate that the chemical composition of groundwater sampled from well MW-25D shows no evidence of a CCR impact (i.e., as compared to the geochemistry of AP-1 pore water) and is similar to other deep background and slow recharge wells screened in bedrock (HGWA-43D, MW-30D, MW-40D). Secondly, all previous SSLs of lithium reported in MW-25D have at all times complied with the current GWPS of 0.064 mg/L.

6.0 MONITORING PROGRAM STATUS

6.1 Assessment Monitoring Status

Pursuant to § 257.96(b), Georgia Power will continue to monitor the groundwater at AP-1 in accordance with the assessment monitoring program regulations of § 257.95 while ACM efforts are implemented to address SSLs of arsenic and molybdenum in select AP-1 wells. Pursuant to § 257.95(g)(1)(iv), the assessment monitoring wells will continue to be sampled as part of the ongoing assessment groundwater monitoring program.

6.2 Assessment of Corrective Measures

A *Draft Remedy Selection Repor*t was submitted to GA EPD on August 31, 2022 (Geosyntec, 2022a). The *Draft Remedy Selection Report* was submitted under separate cover and is currently being reviewed by GA EPD. The report summarizes:

- The current groundwater conceptual site model applicable to evaluating groundwater corrective measures proposed in the ACM Report (Geosyntec, 2019b);
- An evaluation of each corrective measure retained for further consideration following the completed investigations; and
- An evaluation of corrective measure options using the comparative criteria such as long- and short-term effectiveness and protectiveness, source control effectiveness, and ease of implementation. The *Draft Remedy Selection Report* presents geochemical approaches (in-situ injections) coupled with monitored natural attenuation as the proposed groundwater remedy for AP-1.

In the interim of GA EPD's review of the *Draft Remedy Selection Report,* the state agency issued a letter on September 23, 2022, stating their support for Georgia Power to initiate a pilot study at AP-1 to facilitate further remedy design. In June 2023, Georgia Power submitted to GA EPD both a Pilot Test Notification Form and separate workplans outlining the design and implementation of a pilot study in vicinity of HGWC-8 and HGWC-13 (Geosyntec, 2023a, 2023b). GA EPD's UIC Program approved the Pilot Test Notification Form on August 24, 2023. Geosyntec completed pilot study injection activities September through December 2023. Injection volumes are summarized in **Appendix E.** September through October 2023 AP-1 pilot study activities were summarized in the *Pilot Study Post-Injection Event Report* (Geosyntec, 2023c).

Additional injections were completed in the vicinity of HGWC-8 and HGWC-13 in December, 2023. Approximately 2,750 gallons (gal) of 20 mg/L ferrous sulfate ($FeSO_4$) and 2,750 gal of 1 gram per liter (g/L) magnesium oxide (MgO) was injected at the HGWC-8 pilot study area in December 2023. Approximately 2,500 gal of 1 g/L MgO was injected at the HGWC-13 pilot study area in December 2023. All pilot study injection activities were completed in accordance with the GA EPD approved Pilot Test Notification Form and pilot study workplans. Interim post-injection performance monitoring was initiated in 2023 and continued into the current 2024 reporting period.

On March 29, 2024, Georgia Power submitted an additional Pilot Test Notification Form and supplemental pilot study work plans describing additional injections necessary to inform corrective action design near monitoring wells HGWC-8 and HGWC-13. The supplemental injections were initiated in early July 2024 and are anticipated to continue into the next semiannual reporting period.

The laboratory reports and field logs associated with post-injection performance monitoring events conducted through November 2023 were provided with the prior annual groundwater monitoring report (Geosyntec, 2024a). The groundwater analytical results from the post-injection performance monitoring events between December 2023 and June 2024 are summarized in **Table 8**; the laboratory reports associated with these results are provided in **Appendix E**. Results received after June 2024 will be summarized in the next groundwater monitoring and corrective action report.

Updates concerning the pilot study results will be reported to GA EPD as brief summaries included as part of subsequent semiannual groundwater monitoring and corrective action reporting. A comprehensive technical memorandum will be prepared at the conclusion of the post-injection performance monitoring program associated with the pilot study and submitted as a stand-alone document. This technical memorandum will summarize pilot study results and provide recommendations for the design and implementation of the full-scale groundwater remedy. If pilot study results support full-scale implementation, Georgia Power anticipates receiving written authorization from GA EPD to hold the public meeting with the selected remedy of geochemical approaches (in-situ injection) and MNA. After the public meeting, Georgia Power will revise the *Draft Remedy Selection Report*, incorporating results of the pilot study and public meeting comments.

7.0 CONCLUSIONS AND FUTURE ACTIONS

This *2024 Semiannual Groundwater Monitoring and Corrective Action Report* for Plant Hammond AP-1 was prepared to fulfill the requirements of the federal CCR Rule and GA EPD Rules for Solid Waste Management 391-3-4-.10. Statistical analyses of the groundwater monitoring data for AP-1 for the semiannual reporting period identified the continued presence of SSLs of arsenic and molybdenum in HGWC-13 and HGWC-8, respectively. Based on the most current groundwater quality, the SSLs are vertically and horizontally delineated to below their respective GWPS within the property boundary.

Georgia Power will continue to monitor AP-1 groundwater under the assessment monitoring program as aspects of the ACM program are implemented to address the Appendix IV SSLs. A *Draft Remedy Selection Report*, which summarizes the evaluation and proposed selection of a corrective measure, or measures, was submitted to GA EPD on August 31, 2022 (Geosyntec, 2022a). The next routine semiannual assessment monitoring event for AP-1 is tentatively scheduled for August 2024. Progress made regarding the pilot studies and corrective action design will be documented as a brief summary in the next groundwater monitoring and corrective action report. A comprehensive technical memorandum will be prepared at the conclusion of the post-injection performance monitoring program associated with the pilot study.

8.0 REFERENCES

Environmental Resource Management, 2017. *Statistical Analysis Method Certification 40 CFR § 257.93 – Plant Hammond Ash Pond 1 (AP-1) – Georgia Power Company.* October 2017.

Environmental Resources Management, 2018. *2017 Annual Groundwater Monitoring and Corrective Action Report - Plant Hammond Ash Ponds 1 & 2 (AP-1 and AP- 2)*. Atlanta, Georgia. January 2018.

Geosyntec, 2019a. *2018 Annual Groundwater Monitoring and Corrective Action Report – Plant Hammond Ash Ponds 1 & 2 (AP-1 and AP-2)*. January 2019.

Geosyntec, 2019b. *Assessment of Corrective Measures Report – Plant Hammond Ash Pond 1 (AP-1)*. June 2019.

Geosyntec, 2019c. *Hydrogeologic Assessment Report (Revision 1) – Plant Hammond Ash Pond 1 (AP-1)*. December 2019.

Geosyntec, 2020a. *Statistical Analysis Method Certification (REV 01) – Georgia Rule 391-3-4-.10(6) and 40 CFR § 257.93(f) – Plant Hammond Ash Pond 1 – Georgia Power Company*. January 2020.

Geosyntec, 2021a. *Alternate Source Demonstration – Fluoride, Lithium, Molybdenum, Georgia Power Company, Plant Hammond Ash Pond 1.* January 2021.

Geosyntec, 2021b. *Groundwater Monitoring Plan – Plant Hammond – Ash Pond 1 (AP-1).* September 2021 revision.

Geosyntec, 2022a. *Draft Remedy Selection Report, Georgia Power Company, Plant Hammond Ash Pond 1.* August 2022.

Geosyntec, 2022b. *Alternate Source Demonstration – Lithium, Georgia Power Company, Plant Hammond Ash Pond 1.* August 2022.

Geosyntec, 2023a. *HGWC-8 Pilot Study Workplan – Plant Hammond Ash Pond 1 (AP- 1)*. June 2023

Geosyntec, 2023b. *HGWC-13 Pilot Study Workplan – Plant Hammond Ash Pond 1 (AP- 1)*. June 2023

Geosyntec, 2023c. *Pilot Study Post-Injection Event Report*. November 2023.

Geosyntec, 2024a. *2023 Annual Groundwater Monitoring and Corrective Action Report – Plant Hammond Ash Pond 1 (AP-1)*. January 2024.

Geosyntec, 2024b. *HGWC-8 Supplemental Pilot Study Workplan – Plant Hammond Ash Pond 1 (AP- 1)*. March 2024

Geosyntec, 2024c. *HGWC-13 Supplemental Pilot Study Workplan – Plant Hammond Ash Pond 1 (AP- 1)*. March 2024

Golder Associates, 2018. *Geologic and Hydrogeologic Report – Plant Hammond*. November 2018.

Kresic, Neven, 2007. *Hydrogeology and Groundwater Modeling, Second Edition*. CRC Press.

Sanitas: Groundwater Statistical Software, v. 9.6.05, 2018. Sanitas Technologies©, Boulder, Colorado.

USEPA, 2009. *Statistical Analysis of Groundwater Monitoring Data at RCRA Facilities, Unified Guidance*. Office of Resource Conservation and Recovery – Program Implementation and Information Division. March 2009.

USEPA, 2011. *Region IV Data Validation Standard Operating Procedures.* Science and Ecosystem Support Division. Region IV. Athens, GA. September 2011.

USEPA, 2017. *National Functional Guidelines for Inorganic Superfund Methods Data Review*. Office of Superfund Remediation and Technology Innovation. OLEM 9355.0-135 [EPA-540-R-2017-001]. Washington, DC. January 2017.

TABLES

Table 1A
Monitoring Well Network Summary
Plant Hammond AP-1, Floyd County, Georgia

Well ID	Hydraulic Location	Installation Date	Northing [1]	Easting [1]	Ground Surface Elevation (ft)	Top of Casing Elevation [1] (ft)	Top of Screen Elevation [1] (ft)	Bottom of Screen Elevation [1] (ft)	Well Depth (ft BTOC) [2]	Screen Interval Length (ft)
Detection Monitoring Well										
HGWA-1	Upgradient	12/3/2014	1550423.32	1940770.00	592.32	595.21	573.12	563.12	32.49	10
HGWA-2	Upgradient	12/2/2015	1549796.87	1939845.15	585.29	587.92	570.29	560.29	27.95	10
HGWA-3	Upgradient	12/2/2015	1549794.41	1939833.39	585.23	587.74	553.23	543.23	44.51	10
HGWA-43D	Upgradient	8/26/2020	1550422.85	1940753.81	592.08	595.08	544.08	534.08	61.25	10
HGWA-44D	Upgradient	8/25/2020	1550409.13	1940756.19	592.01	594.79	491.76	481.76	113.50	10
HGWC-7	Downgradient	12/3/2015	1549520.67	1942319.75	576.55	579.18	561.55	551.55	27.96	10
HGWC-8	Downgradient	12/8/2015	1549114.61	1942392.56	577.14	579.82	564.64	554.64	25.51	10
HGWC-9	Downgradient	12/9/2015	1548693.30	1942215.03	577.72	580.36	543.72	533.72	46.97	10
HGWC-10	Downgradient	12/8/2015	1548469.25	1941644.43	576.76	579.37	566.76	556.76	22.94	10
HGWC-11	Downgradient	12/15/2015	1548477.91	1941146.79	578.12	580.67	565.19	555.19	25.78	10
HGWC-12	Downgradient	12/9/2015	1548476.53	1941152.34	578.14	580.73	555.64	545.64	35.42	10
HGWC-13	Downgradient	12/10/2015	1548628.03	1940900.60	592.94	595.76	560.94	550.94	45.15	10
Assessment Monitoring Well										
MW-5	Downgradient	11/4/2014	1548436.02	1942448.85	578.00	581.14	560.70	550.70	30.84	10
MW-6	Downgradient	11/4/2014	1548383.12	1941689.01	579.18	581.84	559.28	549.28	32.96	10
MW-7	Downgradient	10/30/2014	1548230.47	1941087.44	574.94	577.73	561.24	551.24	26.89	10
MW-19	Downgradient	9/26/2018	1548422.94	1940943.01	577.46	580.65	561.45	551.45	29.53	10
MW-20	Downgradient	9/27/2018	1549029.68	1942736.85	575.96	579.00	554.96	544.96	34.37	10
MW-24D	Downgradient	11/7/2018	1548638.80	1940900.37	592.91	595.68	532.91	522.91	72.77	10
MW-25D	Downgradient	11/6/2018	1548473.00	1941162.20	577.71	580.59	527.71	517.71	63.21	10
MW-26D	Downgradient	11/14/2018	1548699.91	1942222.36	577.63	580.41	512.63	502.63	78.11	10
MW-27D	Downgradient	11/8/2018	1549103.57	1942390.80	576.84	579.70	526.84	516.84	63.19	10
MW-28D	Downgradient	11/13/2018	1549510.90	1942321.14	576.20	579.08	531.20	521.20	58.21	10
MW-29	Downgradient	11/13/2018	1549437.67	1942633.60	572.14	575.06	557.14	547.14	28.25	10

Notes:
ft = feet
ft BTOC = feet below top of casing
(1) Coordinates in North American Datum (NAD) 1983, State Plane, Georgia-West, feet. Elevations referenced to the North American Vertical Datum of 1988 (NAVD88). Survey data certified by GEL Solutions May 19, 2020. Survey data for HGWA-43D and HGWA-44D certified by GEL Solutions September 10, 2020.
(2) Total well depth accounts for sump if data provided on well construction logs.

Table 1B
Piezometer Network Summary
Plant Hammond AP-1, Floyd County, Georgia

Well ID	Hydraulic Location	Installation Date	Northing [(1)]	Easting [(1)]	Ground Surface Elevation (ft)	Top of Casing Elevation [(1)] (ft)	Top of Screen Elevation [(1)] (ft)	Bottom of Screen Elevation [(1)] (ft)	Well Depth (ft BTOC) [(2)]	Screen Interval Length (ft)
AP1A-1	Upgradient	12/15/2015	1550080.01	1941614.12	584.78	587.44	575.84	565.84	21.93	10
MW-1	Upgradient	12/2/2014	1549938.24	1941589.06	585.63	588.66	567.93	557.93	31.06	10
MW-8	Downgradient	10/29/2014	1548171.86	1940016.70	584.25	586.93	565.05	555.05	32.72	10
MW-30D	Downgradient	6/19/2019	1549530.00	1942318.45	576.20	578.59	481.20	471.20	107.72	10
MW-40D	Downgradient	4/29/2020	1549542.29	1942316.55	576.41	578.92	450.41	440.41	138.84	10
MW-53	Downgradient	6/2/2023	1548835.51	1942399.62	577.64	580.59	554.54	544.54	36.45	10
MW-54	Downgradient	6/2/2023	1548699.51	1940805.03	592.98	592.66	564.98	554.98	38.30	10
PT-07	Downgradient	6/3/2023	1548675.24	1940933.39	592.00	591.75	554.40	544.40	47.99	10
PT-08	Downgradient	6/3/2023	1548666.82	1940929.58	592.10	591.83	560.20	550.20	42.32	10
PT-09	Downgradient	6/1/2023	1549049.74	1942393.11	577.33	580.35	560.18	550.18	30.47	10
PT-10	Downgradient	6/1/2023	1549040.34	1942413.88	577.39	580.44	560.29	550.29	30.45	10
INW-03	Downgradient	4/30/2024	1549052.751	1942388.277	577.38	577.07	577.38	577.38	27.40	10
INW-04	Downgradient	4/26/2024	1548671.734	1940929.979	592.01	591.58	592.01	592.01	45.30	10
INW-05	Downgradient	4/27/2024	1548680.071	1940935.894	591.81	591.31	591.81	591.81	45.30	10
PT-11	Downgradient	4/30/2024	1549055.61	1942390.89	577.35	576.955	577.35	577.35	26.90	10
PT-12	Downgradient	5/1/2024	1549045.43	1942391.10	577.34	576.841	577.34	577.34	27.30	10
PT-13	Downgradient	4/25/2024	1548676.04	1940939.23	591.88	591.471	591.88	591.88	45.30	10
PT-14	Downgradient	4/25/2024	1548673.63	1940926.52	592.06	591.624	592.06	524.08	45.30	10
PT-15	Downgradient	4/24/2024	1548668.35	1940937.45	591.90	591.373	591.90	591.90	45.30	10

Notes:
ft = feet
ft BTOC = feet below top of casing
(1) Coordinates in North American Datum (NAD) 1983, State Plane, Georgia-West, feet. Elevations referenced to the North American Vertical Datum of 1988 (NAVD88). Survey data certified by GEL Solutions May 19, 2020. Survey data for MW-53, MW-54, PT-07 through PT-10 certified by GEL Solutions July 17, 2023, and August 30, 2023. Survey data for PT-11 through PT-15, and INW-03 through INW-05 certified by GEL Solutions June 6, 2024.
(2) Total well depth accounts for sump if data provided on well construction logs.

Table 2

Groundwater Sampling Event Summary

Plant Hammond AP-1, Floyd County, Georgia

Well ID	Hydraulic Location	February 12 - February 16, 2023	Status of Monitoring Well
Purpose of Sampling Event:		**Assessment**	
Detection Monitoring Well			
HGWA-1	Upgradient	X	Assessment
HGWA-2	Upgradient	X	Assessment
HGWA-3	Upgradient	X	Assessment
HGWA-43D	Upgradient	X	Assessment
HGWA-44D	Upgradient	X	Assessment
HGWC-7	Downgradient	X	Assessment
HGWC-8	Downgradient	X	Assessment
HGWC-9	Downgradient	X	Assessment
HGWC-10	Downgradient	X	Assessment
HGWC-11	Downgradient	X	Assessment
HGWC-12	Downgradient	X	Assessment
HGWC-13	Downgradient	X	Assessment
Assessment Monitoring Well			
MW-5	Downgradient	X	Assessment
MW-6	Downgradient	X	Assessment
MW-7	Downgradient	X	Assessment
MW-19	Downgradient	X	Assessment
MW-20	Downgradient	X	Assessment
MW-24D	Downgradient	X	Assessment
MW-25D	Downgradient	X	Assessment
MW-26D	Downgradient	X	Assessment
MW-27D	Downgradient	X	Assessment
MW-28D	Downgradient	X	Assessment
MW-29	Downgradient	X	Assessment

Table 3
Summary of Groundwater and Surface Water Elevations
Plant Hammond AP-1, Floyd County, Georgia

Well ID	Top of Casing Elevation[(1)] (ft)	February 12, 2024	
		Depth to Water (ft BTOC)	Groundwater Elevation[(1)] (ft)
Detection Monitoring Well			
HGWA-1	595.21	17.30	577.91
HGWA-2	587.92	14.21	573.71
HGWA-3	587.74	13.80	573.94
HGWA-43D	595.08	17.35	577.73
HGWA-44D	594.79	18.48	576.31
HGWC-7	579.18	8.16	571.02
HGWC-8	579.82	11.61	568.21
HGWC-9	580.36	16.39	563.97
HGWC-10	579.37	14.43	564.94
HGWC-11	580.67	17.92	562.75
HGWC-12	580.73	17.74	562.99
HGWC-13	595.76	29.09	566.67
Assessment Monitoring Well			
MW-5	581.14	17.84	563.30
MW-6	581.84	18.42	563.42
MW-7	577.73	15.01	562.72
MW-19	580.65	16.11	564.54
MW-20	579.00	13.95	565.05
MW-24D	595.68	30.82	564.86
MW-25D	580.59	17.74	562.85
MW-26D	580.41	16.45	563.96
MW-27D	579.70	13.30	566.40
MW-28D	579.08	8.05	571.03
MW-29	575.06	3.27	571.79
Piezometer			
AP1A-1	587.44	8.05	579.39
MW-1	588.66	8.95	579.71
MW-8	586.93	21.43	565.50
MW-30D	578.59	10.39	568.20
MW-40D	578.92	108.33	470.59
MW-53	580.59	15.14	565.45
MW-54	592.66	25.33	567.33
PT-07	591.75	26.10	565.65
PT-08	591.83	25.13	566.70
PT-09	580.35	12.47	567.88
PT-10	580.44	12.54	567.90
Surface Water Level Gauge Point			
Coosa River	--	--	562.50

Notes:
-- = not applicable
ft = feet
ft BTOC = feet below top of casing
(1) Elevations referenced to the North American Vertical Datum of 1988 (NAVD 88). Survey data certified by GEL Solutions May 19, 2020. Survey data for HGWA-43D and HGWA-44D certified by GEL Solutions September 10, 2020. Survey data for MW-53, MW-54, PT-07 through PT-10 certified by GEL Solutions July 13, 2023, and August 30, 2023.

Table 4

Horizontal Groundwater Gradient and Flow Velocity Calculations

Plant Hammond AP-1, Floyd County, Georgia

	February 12, 2024				
Flow Path Direction [1]	**h_1 (ft)**	**h_2 (ft)**	**L (ft)**	**i (ft/ft)**	**Average i (ft/ft)**
Southerly Flow Path (HGWC-13 to MW-7)	566.67	562.72	450	0.009	0.009
Easterly Flow Path (HGWC-8 to MW-20)	568.21	565.05	350	0.009	

			Average for February 2024	
Flow Path Direction [1]	**K_h (ft/day)**	**n_e**	**i (ft/ft)**	**V (ft/day)[2,3]**
Southerly Flow Path (HGWC-13 to MW-7)	11.82	0.15	0.009	0.7
Easterly Flow Path (HGWC-8 to MW-20)	11.82	0.15		

Notes:

ft = feet

ft/day = feet per day

ft/ft = feet per foot

h_1 and h_2 = groundwater elevation at location 1 and 2

$i = h_1-h_2/L$ = horizontal hydraulic gradient

K_h = horizontal hydraulic conductivity

L = distance between location 1 and 2 along the flow path

n_e = effective porosity

V = groundwater flow velocity

(1) Flow path direction relative to the orientation of AP-1 and illustrated on Figures 3 of associated report.

(2) Groundwater flow velocity equation: $V = [K_h * i] / n_e$

(3) Average groundwater flow velocity for unit.

Table 5
Summary of Assessment Monitoring Groundwater Analytical Data
Plant Hammond AP-1, Floyd County, Georgia

	Well ID:	HGWA-1	HGWA-2	HGWA-3	HGWA-43D	HGWA-44D	HGWC-7	HGWC-8	HGWC-9	HGWC-10	HGWC-11	HGWC-12	HGWC-13
	Sample Date:	2/13/2024	2/13/2024	2/13/2024	2/13/2024	2/13/2024	2/14/2024	2/14/2024	2/14/2024	2/15/2024	2/15/2024	2/15/2024	2/16/2024
	Parameter [1,2,3]												
APPENDIX III	Boron	0.02 J	0.051	<0.012	0.037 J	0.49	0.98	1.6	2.1	0.089	0.85	1.6	1
	Calcium	116.00	38.8	83.6	53.3	9.9	109	96.2	148	68.4	125	173	152
	Chloride	10	6.3	5.3	3.9	27.7	35.8	32.9	83.2	2.6	14.5	37.6	16.7
	Fluoride	0.071 J	0.17	<0.05	0.2	1.5	0.081 J	0.3	0.087 J	0.12	0.21	0.19	0.33
	pH	7.06	5.49	7.35	7.47	8.10	7.30	6.66	6.82	6.93	6.36	7.02	6.90
	Sulfate	50.40	93.9	35.5	28.9	2	102	137	199	51.2	208	239	285
	TDS	402	214	284	291	379	440	407	663	229	491	699	666
APPENDIX IV	Antimony	<0.00054	<0.00054	<0.00054	<0.00054	<0.00054	<0.00054	<0.00054	<0.00054	<0.00054	<0.00054	<0.00054	<0.00054
	Arsenic	<0.00084	<0.00084	<0.00084	0.00097 J	0.0014 J	<0.00084	<0.00084	<0.00084	<0.00084	<0.00084	0.0028 J	0.5
	Barium	0.039	0.062	0.13	0.28	0.12	0.067	0.048	0.054	0.048	0.037	0.068	0.056
	Beryllium	<0.000094	0.00022 J	<0.000094	<0.000094	<0.000094	<0.000094	<0.000094	<0.000094	<0.000094	<0.000094	<0.000094	<0.000094
	Cadmium	<0.0001	0.00027 J	<0.0001	<0.0001	<0.0001	<0.0001	0.00025 J	<0.0001	<0.0001	<0.0001	<0.0001	<0.0001
	Chromium	<0.0019	<0.0019	<0.0019	<0.0019	<0.0019	<0.0019	<0.0019	<0.0019	<0.0019	<0.0019	<0.0019	<0.0019
	Cobalt	<0.00032	0.022	<0.00032	<0.00032	<0.00032	0.00084 J	0.0016 J	0.001 J	<0.00032	<0.00032	0.0012 J	0.023
	Fluoride	0.071 J	0.17	<0.05	0.2	1.5	0.081 J	0.3	0.087 J	0.12	0.21	0.19	0.33
	Lead	<0.00016	0.00018 J	<0.00016	<0.00016	<0.00016	<0.00016	<0.00016	<0.00016	<0.00016	<0.00016	<0.00016	<0.00016
	Lithium	<0.0016	0.0017 J	0.0034 J	0.0024 J	0.088	0.0016 J	<0.0016	0.0031 J	<0.0016	<0.0016	0.0071 J	0.052
	Mercury	<0.00013	<0.00013	<0.00013	<0.00013	<0.00013	<0.00013	<0.00013	<0.00013	<0.00013	<0.00013	<0.00013	<0.00013
	Molybdenum	<0.00062	<0.00062	<0.00062	0.0015 J	0.0018 J	0.028	0.18	0.01	<0.00062	0.029	0.046	0.013
	Comb. Radium 226/228	0.194 U	0.325 U	0.213 U	0.86 U	0.909	0.401 U	0.529 U	0.461 U	0.31 U	0.819 U	0.359 U	0.338 U
	Selenium	<0.00096	0.002 J	<0.00096	<0.00096	<0.00096	<0.00096	<0.00096	<0.00096	0.0038 J	0.0063	<0.00096	<0.00096
	Thallium	<0.00038	<0.00038	<0.00038	<0.00038	<0.00038	<0.00038	<0.00038	<0.00038	<0.00038	<0.00038	<0.00038	<0.00038
GEOCHEM	Bicarbonate Alkalinity	303	42.6	213	231	292	193	100	142	131	131	194	142
	Iron	0.034 J	0.15	0.94	0.42	0.19	<0.025	<0.025	0.096	<0.025	0.032 J	0.044	12.4
	Magnesium	4.80	4.4	5.3	17.9	4.5	9.6	13.3	17.7	4.4	14.1	16.7	19
	Manganese	0.12	0.78	0.26	0.017 J	<0.011	0.22	0.3	0.48	<0.011	0.013 J	1.7	7.8
	Potassium	0.59	1.4	0.52	0.89	3	1.9	6.3	3.2	4.6	3.7	7.6	6.3
	Sodium	21.20	11.6	6.2	20.6	140	9.9	8.7	12.8	3.7	5.5	9.2	7.6
	Sulfide	<0.022	<0.022	<0.022	0.034 J	0.19	<0.022	<0.022	<0.022	<0.022	<0.022	<0.022	<0.022

Notes:
-- = Parameter was not analyzed.
< = Indicates the parameter was not detected above the analytical method detection limit (MDL).
J = Indicates the parameter was estimated a detected between the MDL a the reporting limit (RL).
TDS = Total dissolved solids
U = Indicates the parameter was not detected above the analytical minimum detectable concentration (MDC) (Specific to combined radium 226/228).
(1) Appendix III/IV parameter per 40 CFR 257 Subpart D. Parameters are reported in units of milligrams per liter (mg/L), except for pH reported as s.u. (standard units) and combined radium reported as picocuries per liter (pCi/L).
(2) Metals were analyzed by EPA Methods 6010D, 6020B and 7470A, anions were analyzed by EPA Method 300.0 Rev 2.1, ions were analyzed by EPA Method 6010D, alkalinity was analyzed by SM2320B, sulfide was analyzed by SM4500-S2D, TDS was analyzed by SM2540C, and combined radium by EPA Methods 9315/9320.
(3) The pH value presented was recorded at the time of sample collection in the field.

Table 5
Summary of Assessment Monitoring Groundwater Analytical Data
Plant Hammond AP-1, Floyd County, Georgia

	Well ID:	MW-5	MW-6	MW-7	MW-19	MW-20	MW-24D	MW-25D	MW-26D	MW-27D	MW-28D	MW-29
	Sample Date:	2/15/2024	2/14/2024	2/14/2024	2/15/2024	2/14/2024	2/15/2024	2/15/2024	2/15/2024	2/16/2024	2/14/2024	2/14/2024
	Parameter [1,2,3]											
APPENDIX III	Boron	0.046	0.65	0.038 J	0.25	0.12	0.38	0.3	1.7	0.12	0.41	1.1
	Calcium	72.9	174	25.4	109	128	84	23.50	181	26.5	70.3	146
	Chloride	0.95 J	24.7	0.74 J	7.5	30.2	27.8	14	73.7	35.8	23.4	56.3
	Fluoride	0.086 J	0.076 J	0.053 J	0.06 J	0.06 J	0.12	1.4	0.097 J	0.2	0.16	0.058 J
	pH	6.17	7.05	6.57	6.11	6.95	7.85	7.70	7.23	9.12	7.50	7.06
	Sulfate	110	189	24.5	161	104	115	<0.5	219	6.7	61.6	146
	TDS	328	633	113	402	459	343	334	666	348 D6	356	612
APPENDIX IV	Antimony	<0.00054	<0.00054	<0.00054	<0.00054	<0.00054	<0.00054	<0.00054	<0.00054	<0.00054	<0.00054	<0.00054
	Arsenic	<0.00084	<0.00084	<0.00084	<0.00084	<0.00084	<0.00084	<0.00084	<0.00084	<0.00084	<0.00084	<0.00084
	Barium	0.039	0.067	0.042	0.03	0.095	0.034	0.69	0.058	0.65	0.61	0.065
	Beryllium	<0.000094	<0.000094	<0.000094	<0.000094	<0.000094	<0.000094	<0.000094	<0.000094	<0.000094	<0.000094	<0.000094
	Cadmium	<0.0001	<0.0001	<0.0001	<0.0001	<0.0001	<0.0001	<0.0001	<0.0001	<0.0001	<0.0001	0.00053
	Chromium	0.0029 J	<0.0019	<0.0019	<0.0019	<0.0019	<0.0019	<0.0019	<0.0019	<0.0019	<0.0019	<0.0019
	Cobalt	<0.00032	0.00035 J	<0.00032	0.011	<0.00032	<0.00032	<0.00032	0.00054 J	<0.00032	<0.00032	0.00052 J
	Fluoride	0.086 J	0.076 J	0.053 J	0.06 J	0.06 J	0.12	1.4	0.097 J	0.2	0.16	0.058 J
	Lead	<0.00016	<0.00016	<0.00016	<0.00016	<0.00016	<0.00016	<0.00016	<0.00016	<0.00016	<0.00016	<0.00016
	Lithium	<0.0016	<0.0016	<0.0016	<0.0016	<0.0016	0.0031 J	0.038	0.0035 J	0.011 J	0.0078 J	0.0021 J
	Mercury	<0.00013	<0.00013	<0.00013	<0.00013	<0.00013	<0.00013	<0.00013	<0.00013	<0.00013	<0.00013	<0.00013
	Molybdenum	<0.00062	0.0025 J	<0.00062	<0.00062	<0.00062	0.0085 J	<0.00062	0.025	0.0052 J	0.0053 J	0.002 J
	Comb. Radium 226/228	0.463 U	0.441 U	0.089 U	0.459 U	0.341 U	0.5 U	0.938	0.418 U	1.31	0.79 U	0.0655 U
	Selenium	0.0043 J	0.0013 J	<0.00096	0.0082	<0.00096	<0.00096	<0.00096	<0.00096	<0.00096	<0.00096	<0.00096
	Thallium	<0.00038	<0.00038	<0.00038	<0.00038	<0.00038	<0.00038	<0.00038	<0.00038	<0.00038	<0.00038	<0.00038
GEOCHEM	Bicarbonate Alkalinity	127	274	55	128	213	103	302	188	100	211	185
	Iron	<0.025	0.17	0.073	0.25	2.3	0.14	0.45	0.1	0.13	0.044	0.064
	Magnesium	8.5	13.8	2.9	10.8	9.4	10.8	10.5	18.1	13.1	24.1	12.4
	Manganese	<0.011	0.4	<0.011	1.2	0.11	0.028 J	0.018 J	0.27	0.049	0.098	0.89
	Potassium	0.84	1.3	0.78	1	0.28 J	1.5	0.53	3.1	1.6	1.1	1.1
	Sodium	14.5	11.8	4.6	5	11.4	9.8	100	12.4	28	13.3	11.5
	Sulfide	<0.022	<0.022	<0.022	<0.022	<0.022	<0.022	0.19	<0.022	<0.022	0.18	<0.022

Table 6
Summary of Surface Water Analytical Data
Plant Hammond AP-1, Floyd County, Georgia

	Sample ID[3]:	HAM-H-SCC	HAM-H-SCC-NBR	HAM-H +0.25
	Sample Date:	2/16/2024	2/16/2024	2/16/2024
	Parameter[1,2]			
APP. III	Boron	<0.040	<0.040	<0.040
	Calcium	10.9	11.1	9.7
	Chloride	1.3	1.2	3.8
	Fluoride	<0.10	<0.10	<0.10
	Sulfate	9.2	9.6	5.4
	TDS	71.0	96.0	75.0
APP. IV	Fluoride	<0.10	0.1	<0.10
	Molybdenum	<0.010	<0.010	<0.010
GEOCHEM	Bicarbonate Alkalinity	29.5	28.5	29.9
	Magnesium	2.2	2.2	2.5
	Potassium	1.1	0.95	2.8
	Sodium	1.5	1.5	3.3

Notes:

< = Indicates the parameter was not detected above the analytical reporting limit (RL).

TDS = Total dissolved solids

(1) Appendix (App.) III/IV parameter per 40 CFR 257 Subpart D. Parameters are reported in units of milligrams per liter (mg/L).

(2) Metals were analyzed by EPA Method 6010D/6020B, anions were analyzed by EPA Method 300.0, and TDS was analyzed by SM2540C.

(3) Refer to Figure 2 for location.

Table 7
Summary of Background Concentrations and Groundwater Protection Standards
Plant Hammond AP-1, Floyd County, Georgia

Analyte	Units	MCL	CCR-Rule Specified [1]	Background Limit [2]	GWPS [3]
Antimony	mg/L	0.006	N/A	0.003	0.006
Arsenic	mg/L	0.01	N/A	0.005	0.01
Barium	mg/L	2	N/A	0.46	2
Beryllium	mg/L	0.004	N/A	0.0005	0.004
Cadmium	mg/L	0.005	N/A	0.0005	0.005
Chromium	mg/L	0.1	N/A	0.0079	0.1
Cobalt	mg/L	N/A	0.006	0.038	0.038
Fluoride	mg/L	4	N/A	1.5	4
Lead	mg/L	N/A	0.015	0.001	0.015
Lithium	mg/L	N/A	0.04	0.064	0.064
Mercury	mg/L	0.002	N/A	0.0002	0.002
Molybdenum	mg/L	N/A	0.1	0.01	0.1
Selenium	mg/L	0.05	N/A	0.005	0.05
Thallium	mg/L	0.002	N/A	0.001	0.002
Combined Radium-226/228	pCi/L	5	N/A	4.36	5

Notes:
CCR = Coal Combustion Residuals
GWPS = Groundwater Protection Standard
MCL = Maximum Contaminant Level
mg/L = milligrams per liter
N/A = Not Applicable
pCi/L = picocuries per liter
(1) On February 22, 2022, the Georgia Environmental Protection Division (GA EPD) adopted the federally promulgated GWPS for cobalt, lithium, lead, and molybdenum.
(2) The background limits were used when determining the GWPS under 40 CFR 257.95(h) and GA EPD Rule 391-3-4-.10(6)(a).
(3) Under 40 CFR 257.95(h)(1-3) the GWPS is: (i) the maximum contaminant level (MCL) established under §§141.62 and 141.66 of this title; (ii) where an MCL has not been established a rule-specific GWPS; or (iii) background levels for constituents where the background level is higher than the MCL or rule-specified GWPS.

Table 8
Summary of Pilot Study Groundwater Analytical Data
Plant Hammond AP-1, Floyd County, Georgia

	Pilot Study Area:	Southwest Area																			
	Well ID:	INW-04	INW-04	INW-05	INW-05	PT-07	PT-07	PT-07	PT-07	PT-07	PT-07	PT-07	PT-07	PT - 07	PT - 07	PT-08	PT-08	PT-08	PT-08	PT-08	PT-08	PT-08
	Sample Date:	5/2/2024	5/15/2024	5/2/2024	5/15/2024	12/8/2023	12/14/2023	12/20/2023	12/27/2023	1/3/2024	1/16/2024	2/15/2024	3/13/2024	5/9/2024	5/16/2024	12/8/2023	12/14/2023	12/20/2023	12/27/2023	1/3/2024	1/16/2024	2/15/2024
	Parameter [1,2,3]																					
APPENDIX III	Boron	0.61	0.59	0.54	0.51	--	1.0	1.0	1.2	1.2	1.1	0.86	0.79	0.55	0.5	--	1.0	0.90	1.1	1.2	0.95	0.88
	Calcium	110	107	108	101	--	116	--	138	--	162	190	203	98	96	--	108	--	105	--	100	109
	Chloride	8	9.9	6	6.9	--	19.4	--	17.7	--	23.6	15.4	13.6	9.2	10	--	18.0	--	18.9	--	18.9	15.4
	Fluoride	0.47	0.28	0.59	0.37	--	0.38	--	0.34	--	0.39	0.29	0.35	0.33	0.31	--	0.28	--	0.24	--	0.27	0.15
	pH	6.78	6.94	6.87	7.01	7.20	7.17	7.13	7.21	7.02	6.91	6.84	6.8	6.86	6.98	7.41	6.78	6.84	6.87	6.76	6.63	6.36
	Sulfate	180	187	206	181	179	279	280	276	302	374	452	488	177	171	217	193	191	180	205	196	251
	TDS	482	483	526	456	--	596	--	661	--	743	876	932	463	450	--	471	--	469	--	494	516
APPENDIX IV	Antimony	<0.00054	<0.00054	0.00098 J	<0.00054	--	<0.00054	--	<0.00054	--	<0.00054	0.00069 J	0.00078 J	0.00059 J	<0.00054	--	<0.00054	--	<0.00054	--	0.00061 J	<0.00054
	Arsenic	0.21	0.19	0.24	0.23	0.18	0.19	0.24	0.28	0.31	0.31	0.30	0.36	0.3	0.27	0.39	0.22	0.22	0.19	0.28	0.21	0.19
	Barium	0.042	0.043	0.032	0.033	--	0.065	--	0.074	--	0.080	0.064	0.068	0.037	0.034	--	0.040	--	0.047	--	0.048	0.055
	Beryllium	<0.000094	<0.000094	0.000099 J	0.00012 J	--	0.000097 J	--	0.00011 J	--	0.00011 J	<0.000094	0.00011 J	0.00010 J	<0.000094	--	<0.000094	--	0.00012 J	--	0.0001	0.00011 J
	Cadmium	<0.0001	<0.00010	<0.0001	<0.00010	--	<0.0001	--	<0.0001	--	<0.0001	<0.0001	<0.0001	<0.0001	<0.00010	--	<0.0001	--	<0.0001	--	<0.00010	<0.0001
	Chromium	<0.0019	<0.0019	<0.0019	<0.0019	--	<0.0019	--	<0.0019	--	<0.0019	<0.0019	<0.0019	<0.0019	<0.0019	--	<0.0019	--	<0.0019	--	<0.0019	<0.0019
	Cobalt	0.029	0.031	0.028	0.026	--	0.025	--	0.052	--	0.072	0.084	0.12	0.041	0.052	--	0.026	--	0.031	--	0.035	0.033
	Fluoride	0.47	0.28	0.59	0.37	--	0.38	--	0.34	--	0.39	0.29	0.35	0.33	0.31	--	0.28	--	0.24	--	0.27	0.15
	Lead	<0.00016	<0.00016	<0.00016	<0.00016	--	<0.00016	--	<0.00016	--	<0.00016	<0.00016	0.35	<0.00016	<0.00016	--	<0.00016	--	<0.00016	--	<0.00016	<0.00016
	Lithium	0.048	0.043	0.06	0.057	--	0.061	--	0.079	--	0.080	0.069	0.071	0.064	0.056	--	0.017 J	--	0.015 J	--	0.018	0.026 J
	Mercury	<0.00013	<0.00013	<0.00013	<0.00013	--	<0.00013	--	<0.00013	--	<0.00013	<0.00013	<0.00013	<0.00013	<0.00013	--	<0.00013	--	<0.00013	--	<0.00013	<0.00013
	Molybdenum	0.016	0.015	0.0094 J	0.0096 J	--	0.012	--	0.011	--	0.010	0.011	0.013	0.01	0.0093 J	--	0.031	--	0.035	--	0.028	0.0096 J
	Selenium	0.0016 J	<0.00096	0.0015 J	<0.00096	--	<0.00096	--	<0.00096	--	<0.00096	<0.00096	<0.00096	<0.00096	<0.00096	--	<0.00096	--	<0.00096	--	<0.00096	<0.00096
	Thallium	0.00048 J	<0.00038	<0.00038	<0.00038	--	<0.00038	--	<0.00038	--	<0.00038	<0.00038	<0.00038	<0.00038	<0.00038	--	<0.00038	--	<0.00038	--	<0.00038	<0.00038
GEOCHEM	Alkalinity (Bicarbonate) as $CaCO_3$	128	133	109	123	--	132	--	137	--	131	89.6	98.7	117	116	--	141	--	122	--	116	69
	Alkalinity (Carbonate) as $CaCO_3$	<5.0	<5.0	<5.0	<5.0	--	<5.0	--	<5.0	--	<5.0	<5.0	<5.0	<5.0	<5.0	--	<5.0	--	<5.0	--	<5.0	<5.0
	Alkalinity (Total) as $CaCO_3$	128	133	109	123	--	132	--	137	--	131	89.6	98.7	117	116	--	141	--	122	--	116	69
	Iron	10.3	8.4	17.3	16.9	28.4	10.5	13.4	15.8	20.9	22.8	24.5	25.3	16.9	15.7	37.9	5	4.8	4.9	5.9	6.9	10.6
	Magnesium	13.5	13.1	12.6	11.8	--	35.6	--	24.4	--	23.7	26.4	24.9	12.5	12.1	--	12.8	--	11.8	--	13.5	14.8
	Manganese	4.2	4.4	3.6	3.3	--	3.3	--	4.3	--	5.0	5.8	5.7	3.2	3.4	--	2.9	--	2.3	--	2.7	2.9
	Potassium	5.4	4.8	5.2	4.7	--	6.2	--	6.8	--	7.1	7.1	6.3	5.6	4.9	--	5.2	--	5.3	--	5.9	5.9
	Sodium	6.9	7	6.5	6.7	--	7.4	--	7.8	--	7.4	7.5	6.9	6.8	7	--	6.4	--	7.1	--	7.3	7.1
	Sulfide	<0.022	<0.022	<0.022	<0.022	--	1	--	<0.022	--	<0.022	<0.022	<0.022	<0.022	<0.022	--	<0.022	--	<0.022	--	<0.022	<0.022
FIELD	Dissolved Oxygen	0.72	0.48	0.06	0.36	2.34	0.2	0.43	0.25	0.10	0.35	1.38	1.12	0.37	2.33	3.61	1.35	0.21	0.59	0.71	0.33	0.18
	Oxidation-Reduction Potential (mV)	-96.1	-97.4	-120.9	-124.3	-126.5	34.4	-120.5	52.9	-119.7	-124.4	-105.6	-97.3	-100.6	-91.9	-118.2	59.7	-62.3	77.7	-21.6	-27.7	33.2
	Temperature (°C)	20.57	19.86	18.17	19.19	19.41	18.33	18.29	17.01	17.83	17.31	19.11	18.39	20.53	19.39	16.75	17.76	17.84	17.61	17.09	8.69	16.85
	Specific Conductance (µS/cm)	674.04	693.25	706.51	675.78	621.06	854.78	817.25	804.84	839.53	957.88	1151.6	1282.1	665.99	671.25	763.31	688.68	631.07	606.55	662.72	600.76	733.81
	pH (s.u.)	6.78	6.94	6.87	7.01	7.20	7.17	7.13	7.21	7.02	6.91	6.84	6.8	6.86	6.98	7.41	6.78	6.84	6.87	6.76	6.63	6.36
	Turbidity (NTU)	4.11	4.92	4.15	4.97	634	4.63	2.51	1.82	4.73	1.36	2.97	0	1.06	13.80	194	4.43	3.51	0.56	3.17	1.55	4.89

Notes:
-- = Parameter was not analyzed.
< = Indicates the parameter was not detected above the analytical method detection limit (MDL).
°C = degrees Celsius
J = Indicates the parameter was estimated and detected between the MDL and the reporting limit (RL).
µS/cm = microsiemens per centimeter
mV = millivolts
NTU = nephelometric turbidity units
s.u. = standard units
TDS = Total dissolved solids
(1) Appendix III/IV parameter per 40 CFR 257 Subpart D. Analysis of combined radium omitted from the pilot study monitoring program. Unless otherwise indicated, parameters are reported in units of milligrams per liter (mg/L).
(2) Metals were analyzed by EPA Method 6010D, 6020B, and 7470A, anions were analyzed by EPA Method 300.0, TDS was analyzed by SM2540C-2015, and combined radium 226/228 by EPA Methods 9315/9320.
(3) The pH value presented was recorded at the time of sample collection in the field.
(4) Baseline charictarization samples were collected on July 13 and August 9, 2023. Subsequent samples were collected after injections began at AP-1 on September 25, 2023.

Table 8
Summary of Pilot Study Groundwater Analytical Data
Plant Hammond AP-1, Floyd County, Georgia

	Pilot Study Area:	Southwest Area									East Area											
	Well ID:	PT-08	PT-08	PT-08	PT-13	PT-13	PT-14	PT-14	PT-15	PT-15	AS-01	AS-01	AS-01	INW-03	PT-09	PT-09	PT-09	PT-09	PT-09	PT-09	PT-09	PT-09
	Sample Date:	3/13/2024	5/2/2024	5/16/2024	5/9/2024	5/15/2024	5/2/2024	5/15/2024	5/2/2024	5/15/2024	5/14/2024	5/29/2024	6/26/2024	6/26/2024	12/14/2023	12/20/2023	12/27/2023	1/3/2024	1/16/2024	2/15/2024	3/13/2024	5/14/2024
	Parameter [1,2,3]																					
APPENDIX III	Boron	0.79	0.83	0.73	0.54	0.52	0.51	0.51	0.75	0.76	1.5	1.5	1.4	1.6	0.19	0.44	0.99	1.2	1	1.6	1.8	1.4
	Calcium	86.6	98.2	89.4	94.4	99.2	101	97.4	141	141	127	144	141	85.1	144	144	144	144	55.5	111	82.7	82.8
	Chloride	16.3	15.4	16.7	9	9.5	7.9	10.5	11.8	12.6	56.9	61.6	60.8	44.1	7.4	--	30.4	--	30.8	48	57.2	44.4
	Fluoride	0.16	0.36	0.19	0.35	0.34	0.43	0.26	0.55	0.35	0.2	0.13	0.12	0.46	0.43	--	0.39	--	0.45	0.37	0.4	0.37
	pH	6.31	6.53	6.49	6.84	6.93	6.83	6.78	6.95	7.01	7.68	7.36	7.28	7.53	10.81	9.55	9.14	8.48	7.77	7.23	7.19	7.16
	Sulfate	175	176	159	195	190	169	175	278	271	178	187	183	133	24.9	97.1	147	173	128	132	139	130
	TDS	409	477	410	472	459	462	461	638	639	564	610	611	480	136	--	401	--	368	477	460	436
APPENDIX IV	Antimony	0.0011 J	<0.00054	<0.00054	<0.00054	<0.00054	<0.00054	<0.00054	<0.00054	<0.00054	<0.00054	<0.00054	<0.00054	<0.00054	<0.00054	--	<0.00054	--	<0.00054	<0.00054	<0.00054	<0.00054
	Arsenic	0.16	0.26	0.23	0.3	0.29	0.22	0.21	0.41	0.39	<0.00084	0.0022 J	<0.00084	<0.00084	<0.00084	--	0.0010 J	--	<0.00084	<0.00084	0.0011 J	<0.00084
	Barium	0.047	0.045	0.041	0.036	0.033	0.037	0.038	0.044	0.043	0.075	0.12	0.11	0.075	0.010	--	0.060	--	0.043	0.051	0.064	0.058
	Beryllium	0.00012 J	<0.000094	<0.000094	<0.000094	<0.000094	<0.000094	0.00016 J	<0.000094	<0.000094	<0.000094	<0.000094	<0.000094	<0.000094	<0.000094	--	<0.000094	--	<0.000094	<0.000094	<0.000094	<0.000094
	Cadmium	<0.0001	<0.0001	<0.00010	<0.0001	<0.00010	<0.0001	<0.00010	<0.0001	<0.00010	<0.00010	<0.00010	<0.00010	<0.00010	0.00013 J	--	0.00015 J	--	0.00014 J	0.00014 J	0.00024 J	0.00015 J
	Chromium	<0.0019	<0.0019	<0.0019	<0.0019	<0.0019	<0.0019	<0.0019	<0.0019	<0.0019	<0.0019	<0.0019	<0.0019	<0.0019	<0.0019	--	<0.0019	--	<0.0019	<0.0019	<0.0019	<0.0019
	Cobalt	0.034	0.054	0.046	0.026	0.024	0.021	0.02	0.052	0.059	0.0007 J	0.00087 J	0.0007 J	0.00089 J	0.00058 J	--	0.00051 J	--	0.00058 J	0.00071 J	0.00085 J	0.0012 J
	Fluoride	0.16	0.36	0.19	0.35	0.34	0.43	0.26	0.55	0.35	0.2	0.13	0.12	0.46	0.43	--	0.39	--	0.45	0.37	0.4	0.37
	Lead	<0.00016	<0.00016	0.0079	<0.00016	<0.00016	<0.00016	0.00046 J	<0.00016	<0.00016	<0.00016	<0.00016	<0.00016	<0.00016	<0.00016	--	<0.00016	--	<0.00016	<0.00016	<0.00016	0.00017 J
	Lithium	0.0092 J	0.016 J	0.01 J	0.061	0.058	0.055	0.051	0.051	0.047	0.005 J	0.0048 J	0.0037 J	<0.0016	<0.0016	--	<0.0016	--	<0.0016	<0.0016	<0.0016	<0.0016
	Mercury	<0.00013	<0.00013	<0.00013	<0.00013	<0.00013	<0.00013	<0.00013	<0.00013	<0.00013	<0.00013	<0.00013	<0.00013	<0.00013	<0.00013	--	<0.00013	--	<0.00013	<0.00013	<0.00013	<0.00013
	Molybdenum	0.017	0.017	0.017	0.0095 J	0.0087 J	0.011	0.011	0.017	0.021	0.082	0.06	0.05	0.38	0.55	0.54	0.56	0.51	0.5	0.38	0.26	0.27
	Selenium	<0.00096	0.0012 J	<0.00096	<0.00096	<0.00096	0.0014 J	<0.00096	<0.00096	<0.00096	<0.00096	0.0016 J	<0.00096	<0.00096	<0.00096	--	<0.00096	--	<0.00096	<0.00096	<0.00096	<0.00096
	Thallium	<0.00038	<0.00038	<0.00038	<0.00038	<0.00038	<0.00038	<0.00038	<0.00038	<0.00038	<0.00038	<0.00038	<0.00038	<0.00038	<0.00038	--	<0.00038	--	<0.00038	<0.00038	<0.00038	<0.00038
GEOCHEM	Alkalinity (Bicarbonate) as $CaCO_3$	83	108	104	106	111	121	121	124	134	175	176	162	139	118	--	90.4	--	111	129	148	139
	Alkalinity (Carbonate) as $CaCO_3$	<5.0	<5.0	<5.0	<5.0	<5.0	<5.0	<5.0	<5.0	<5.0	<5.0	<5.0	<5.0	<5.0	103	--	<5.0	--	<5.0	<5.0	<5.0	<5.0
	Alkalinity (Total) as $CaCO_3$	83	108	104	106	111	121	121	124	134	175	176	162	139	118	--	90.4	--	111	129	148	139
	Iron	6.5	8.5	8	15.5	15	13.7	14.9	9.7	9.2	0.11	0.14	0.27	0.85	0.061	0.24	0.27	0.071	0.11	10.7	0.28	0.42
	Magnesium	11.2	12	11.5	11.4	12	12.7	12.7	15.6	16.1	17.1	16.5	15.8	22.3	27.7	--	34.1	--	26.1	14.9	33.6	23.7
	Manganese	2.2	3.9	3.3	3.5	3.6	3.1	3.1	5.6	5.7	0.45	1.2	0.96	0.31	0.014 J	--	0.042	--	0.15	3	0.2	0.19
	Potassium	5.1	5.3	4.8	5	5	5.4	5	5.2	5.3	13.8	6.1	5.4	6.6	1.6	--	4.0	--	5	6	6.7	6.1
	Sodium	6.7	7.2	7.2	6.9	7.8	6.7	6.7	6.8	8.1	12.4	11.1	11.4	10.5	2.2	--	6.9	--	9.9	7.2	11.6	9.3
	Sulfide	<0.022	<0.022	<0.022	<0.022	<0.022	<0.022	<0.022	<0.022	<0.022	<0.022	<0.022	<0.022	<0.022	<0.022	--	<0.022	--	<0.022	<0.022	<0.022	<0.022
FIELD	Dissolved Oxygen	0.95	0.96	0.51	0.16	1.10	0.05	0.05	-0.03	0.10	0.25	0.61	0.13	0.08	6.91	0.94	1.51	0.12	0.27	0.08	0.25	0.04
	Oxidation-Reduction Potential (mV)	17.6	151	-29.0	-104	-98.3	-116.5	-110.0	93.8	-118.3	43.0	-26.7	-47.7	13.1	-65.7	169.2	-6.9	-63.0	-0.5	-6.6	10.6	49.9
	Temperature (°C)	18.96	21.85	19.16	20.75	18.64	19.09	18.75	21.71	20.45	18.77	20.17	20.48	21.41	18.03	17.65	18.78	16.43	14.23	18.42	17.39	17.76
	Specific Conductance (µS/cm)	581.66	687.71	626.30	670.23	683.83	636.04	671.71	868.60	863.09	835.04	864.90	867.29	651.67	282.14	403.87	533.31	617.95	511.03	678.76	731.33	681.69
	pH (s.u.)	6.31	6.53	6.49	6.84	6.93	6.83	6.78	6.95	7.01	7.68	7.36	7.28	7.53	10.81	9.55	9.14	8.48	7.77	7.23	7.19	7.16
	Turbidity (NTU)	0.04	8.60	4.10	2.27	4.82	4.27	4.99	2.99	0.77	4.98	0.56	4.66	4.88	2.51	4.95	4.97	2.52	3.62	4.68	4.43	4.98

Table 8
Summary of Pilot Study Groundwater Analytical Data
Plant Hammond AP-1, Floyd County, Georgia

	Pilot Study Area:	East Area																	
	Well ID:	PT-09	PT-09	PT-10	PT-10	PT-10	PT-10	PT-10	PT-10	PT-10	PT-10	PT-10	PT-10	PT-11	PT-11	PT-11	PT-12	PT-12	PT-12
	Sample Date:	5/30/2024	6/26/2024	12/14/2023	12/20/2023	12/27/2023	1/3/2024	1/16/2024	2/15/2024	3/13/2024	5/15/2024	5/30/2024	6/26/2024	5/14/2024	5/29/2024	6/26/2024	5/14/2024	5/29/2024	6/26/2024
	Parameter [1,2,3]																		
APPENDIX III	Boron	1.5	1.5	1.6	1.3	1.6	1.7	2.1	2	1.6	1.5	1.4	1.4	1.6	1.4	1.3	1.6	1.5	1.3
	Calcium	94.9	93.2	137	--	109	--	120	112	114	108	95.9	104	90.9	95.7	96	99.7	91	89.8
	Chloride	52.4	48.9	46.9	--	37.3	--	55.2	60.3	93.5	50.1	53	47.2	41.4	39.4	42.5	50.3	48	45.5
	Fluoride	0.33	0.33	0.33	--	0.32	--	0.27	0.18	0.2	0.22	0.17	0.22	0.34	0.31	0.35	0.2	0.31	0.36
	pH	7.06	6.88	7.09	6.66	6.99	6.97	7.05	6.68	6.84	6.92	6.81	6.88	6.98	7.0	7.05	6.58	6.82	6.92
	Sulfate	133	125	206	165	157	170	163	139	37.6	146	124	135	122	118	121	125	131	129
	TDS	532	469	569	--	488	--	512	518	507	503	495	480	441	474	468	523	488	479
APPENDIX IV	Antimony	<0.00054	<0.00054	<0.00054	--	<0.00054	--	<0.00054	<0.00054	<0.00054	<0.00054	<0.00054	<0.00054	<0.00054	<0.00054	<0.00054	<0.00054	<0.00054	<0.00054
	Arsenic	0.0022 J	<0.00084	<0.00084	--	<0.00084	--	<0.00084	<0.00084	0.0011 J	<0.00084	0.0018 J	<0.00084	<0.00084	0.0021 J	<0.00084	<0.00084	0.0026 J	<0.00084
	Barium	0.062	0.07	0.063	--	0.055	--	0.062	0.055	0.061	0.054	0.052	0.05	0.057	0.072	0.074	0.069	0.069	0.066
	Beryllium	<0.000094	0.00015 J	<0.000094	--	<0.000094	--	<0.000094	<0.000094	<0.000094	<0.000094	<0.000094	<0.000094	<0.000094	<0.000094	<0.000094	<0.000094	<0.000094	<0.000094
	Cadmium	0.0001 J	0.0001 J	<0.0001	--	<0.0001	--	<0.0001	<0.0001	<0.0001	<0.00010	<0.00010	<0.00010	0.00013 J	0.00013 J	<0.00010	0.00014 J	0.00011 J	0.00012 J
	Chromium	<0.0019	<0.0019	<0.0019	--	<0.0019	--	<0.0019	<0.0019	<0.0019	<0.0019	<0.0019	<0.0019	<0.0019	<0.0019	<0.0019	<0.0019	<0.0019	<0.0019
	Cobalt	0.001 J	0.0015 J	0.0027 J	--	0.0023 J	--	0.002 J	0.0018 J	0.0014 J	0.0016 J	0.0014 J	0.0015 J	0.0016 J	0.0013 J	0.0015 J	0.0044 J	0.0021 J	0.0015 J
	Fluoride	0.33	0.33	0.33	--	0.32	--	0.27	0.18	0.2	0.22	0.17	0.22	0.34	0.31	0.35	0.2	0.31	0.36
	Lead	<0.00016	0.00033 J	<0.00016	--	<0.00016	--	<0.00016	<0.00016	<0.00016	<0.00016	<0.00016	<0.00016	<0.00016	<0.00016	<0.00016	0.00017 J	<0.00016	<0.00016
	Lithium	<0.0016	<0.0016	0.0026 J	--	0.0021 J	--	<0.0016	<0.0016	<0.0016	<0.0016	<0.0016	<0.0016	<0.0016	<0.0016	<0.0016	<0.0016	<0.0016	<0.0016
	Mercury	<0.00013	<0.00013	<0.00013	--	<0.00013	--	<0.00013	<0.00013	<0.00013	<0.00013	<0.00013	<0.00013	<0.00013	<0.00013	<0.00013	<0.00013	<0.00013	<0.00013
	Molybdenum	0.24	0.28	0.21	0.20	0.22	0.24	0.097	0.065	0.074	0.092	0.053	0.13	0.24	0.17	0.24	0.085	0.22	0.3
	Selenium	<0.00096	<0.00096	<0.00096	--	<0.00096	--	<0.00096	<0.00096	<0.00096	<0.00096	<0.00096	<0.00096	<0.00096	<0.00096	<0.00096	<0.00096	0.0015 J	<0.00096
	Thallium	<0.00038	<0.00038	<0.00038	--	<0.00038	--	<0.00038	<0.00038	<0.00038	<0.00038	<0.00038	<0.00038	<0.00038	<0.00038	<0.00038	<0.00038	<0.00038	<0.00038
GEOCHEM	Alkalinity (Bicarbonate) as $CaCO_3$	138	117	141	--	135	--	158	139	135	132	116	121	125	143	131	129	136	129
	Alkalinity (Carbonate) as $CaCO_3$	<5.0	<5.0	<5.0	--	<5.0	--	<5.0	<5.0	<5.0	<5.0	<5.0	<5.0	<5.0	<5.0	<5.0	<5.0	<5.0	<5.0
	Alkalinity (Total) as $CaCO_3$	138	117	141	--	135	--	158	139	135	132	116	121	125	143	131	129	136	129
	Iron	0.24	1.2	0.71	0.78	0.51	0.46	0.3	0.32	0.61	0.24	0.21	0.13	<0.025	0.1	0.34	0.33	0.032 J	0.18
	Magnesium	19.9	17.1	18.9	--	13.9	--	16.1	15.3	14.4	14.3	13.1	14.1	16.2	16.7	18.8	16.6	18.6	21.6
	Manganese	0.28	0.22	0.59	--	0.47	--	0.63	0.67	0.64	0.74	0.52	0.54	0.28	0.27	0.22	1	0.75	0.43
	Potassium	6.2	7.2	7.5	--	6.5	--	8	7.2	6.6	6.7	6.6	7.2	6	6.5	7.2	6.8	5.7	6.3
	Sodium	11.5	12.1	8.9	--	7.7	--	9.3	9.5	8.7	9.2	9.5	9.6	8.8	9.2	10	11.8	9.6	10
	Sulfide	<0.022	<0.022	<0.022	--	<0.022	--	<0.022	<0.022	<0.022	<0.022	<0.022	<0.022	<0.022	<0.022	<0.022	<0.022	<0.022	<0.022
FIELD	Dissolved Oxygen	0.05	0.18	0.09	0.19	0.85	0.66	0.41	0.06	0.07	0.25	0.43	0.06	0.07	0.42	0.11	0.32	0.71	0.04
	Oxidation-Reduction Potential (mV)	83.4	29.6	-129.5	-10.3	-79.6	-40.5	-24.1	-3.5	-22.6	20.1	52.5	37.3	28.7	161.9	35.6	58.8	81.4	103.9
	Temperature (°C)	19.69	21.18	19.15	16.12	18.65	16.78	17.09	18.42	18.52	20.00	20.16	22.57	18.11	19.15	21.32	18.81	19.36	19.56
	Specific Conductance (µS/cm)	703.83	685.71	711.29	708.31	627.32	648.52	731.31	731.35	739.98	707.36	664.75	700.17	676.01	708.73	598.90	685.68	678.21	690.36
	pH (s.u.)	7.06	6.88	7.09	6.66	6.99	6.97	7.05	6.68	6.84	6.92	6.81	6.88	6.98	7.0	7.05	6.58	6.82	6.92
	Turbidity (NTU)	4.71	81.30	4.94	4.81	4.74	4.10	3.57	2.66	4.39	4.92	3.01	2.14	1.43	3.84	5.31	4.71	0.73	4.92

FIGURES

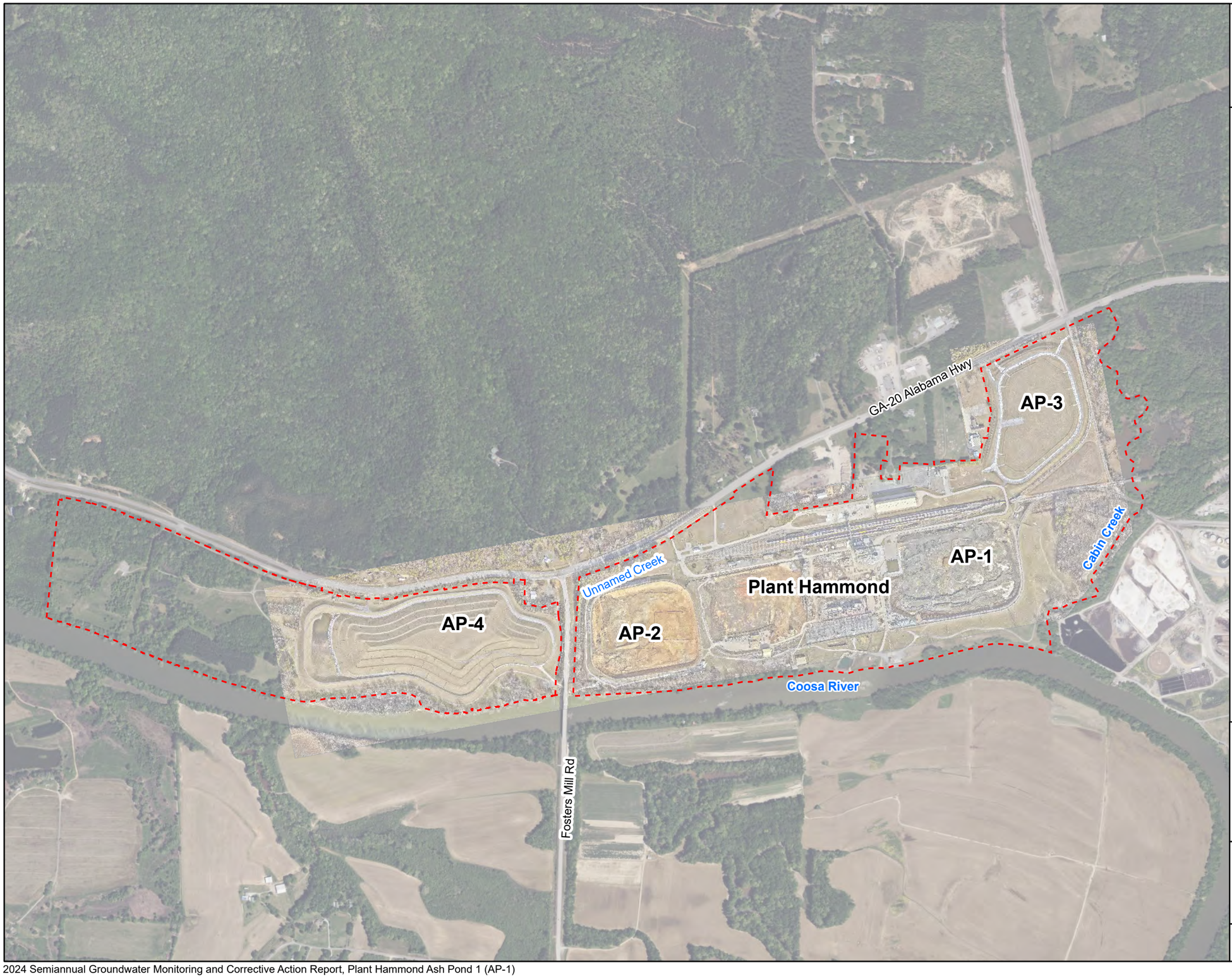

N

LEGEND

Plant Hammond Property Boundary



Note:
1. Aerial photograph source: 2024 Microsoft Corporation, 2024 Maxar NES, Distribution Airbus DS, and Georgia Power Company, January 2024.

0 500 1,000 2,000

SCALE IN FEET

SITE LOCATION MAP

GEORGIA POWER COMPANY
PLANT HAMMOND
ROME, FLOYD COUNTY, GEORGIA

Prepared For: Georgia Power

Prepared By: Geosyntec consultants

KENNESAW, GA | AUGUST 2024

FIGURE 1

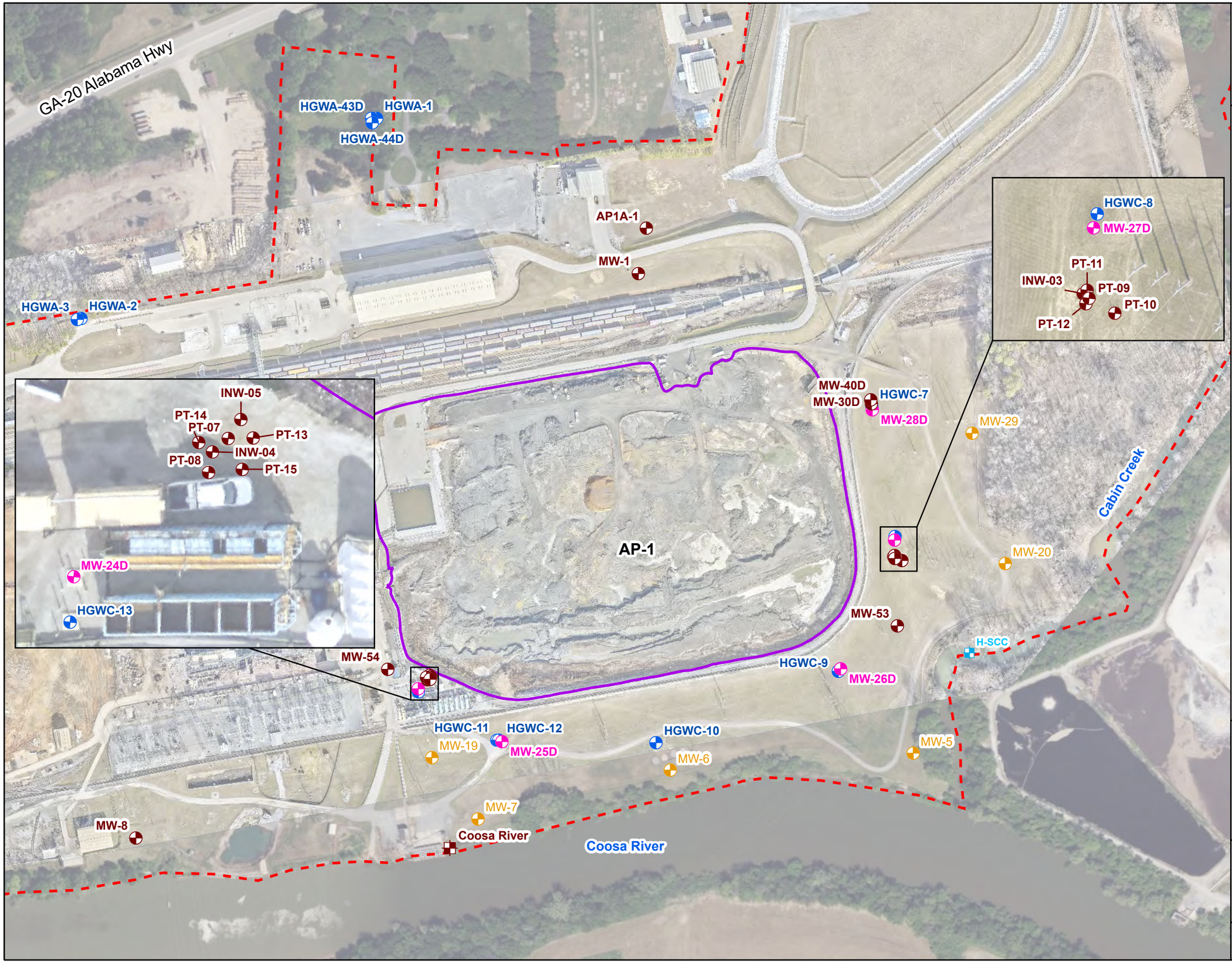

LEGEND

- Detection Monitoring Well
- Horizontal Assessment Monitoring Well
- Vertical Assessment Monitoring Well
- Piezometer
- Surface Water Level Gauge Point
- Surface Water Sampling Point
- Approximate AP-1 Boundary
- Plant Hammond Property Boundary

Notes:

1. Piezometers INW-03, INW-04, INW-05, PT-07, PT-08, PT-09, PT-10, PT-11, PT-12, PT-13, PT-14, PT-15, MW-53 and MW-54 were installed in support of an Assessment of Corrective Measures geochemical injections pilot study and are not included in the routine semiannual sampling of the monitoring well network.
2. Aerial photograph source: 2024 Microsoft Corporation, 2024 Maxar NES, Distribution Airbus DS, and Georgia Power Company, January 2024.
3. Surface water sampling point H+0.25 is located approximately 2,000 feet west (downstream) of the Coosa River surface water level gauge point. Surface water sampling point H-SCC NBR is located approximately 3,300 feet to the north (upstream) of H-SCC along Cabin Creek.

0 155 310 620

SCALE IN FEET

MONITORING WELL NETWORK AND SAMPLING LOCATION MAP

GEORGIA POWER COMPANY
PLANT HAMMOND AP-1
ROME, FLOYD COUNTY, GEORGIA

Prepared For: Georgia Power

Prepared By: Geosyntec consultants

KENNESAW, GA | AUGUST 2024

FIGURE 2

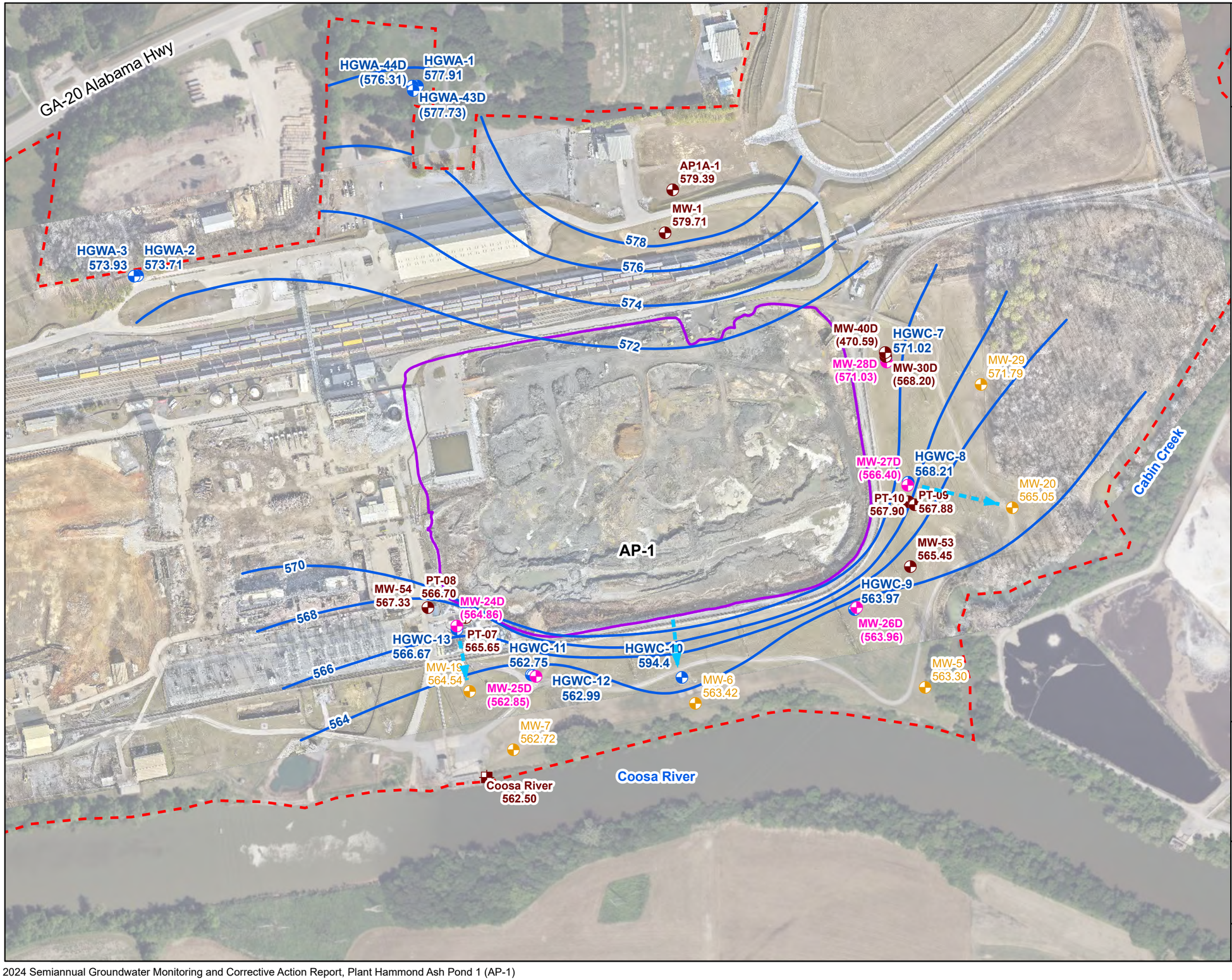

N

LEGEND

- Detection Monitoring Well
- Horizontal AssessmentMonitoring Well
- Vertical Assessment Monitoring Well
- Piezometer
- Surface Water Level Gauge Point
- Groundwater Elevation Contour
- Approximate Groundwater Flow Direction
- Approximate AP-1 Boundary
- Plant Hammond Property Boundary

GEORGIA REGISTERED No. PE036510 PROFESSIONAL ENGINEER WHITNEY B. LAW

Notes:
1. Water level elevation recorded on February 12, 2024. Elevation provided in feet (ft) referenced to the North American Vertical Datum of 1988 (NAVD 88).
2. Groundwater elevations in parentheses were not used to make the groundwater contours because these wells are screened at a different elevation in the formation/aquifer.
3. Aerial photograph source: 2024 Microsoft Corporation, 2024 Maxar NES, Distribution Airbus DS, and Georgia Power Company, January 2024.

0 162.5 325 650

SCALE IN FEET

POTENTIOMETRIC SURFACE CONTOUR MAP - FEBRUARY 2024

GEORGIA POWER COMPANY
PLANT HAMMOND AP-1
ROME, FLOYD COUNTY, GEORGIA

Prepared For: Georgia Power

Prepared By: Geosyntec consultants

KENNESAW, GA | AUGUST 2024

FIGURE 3

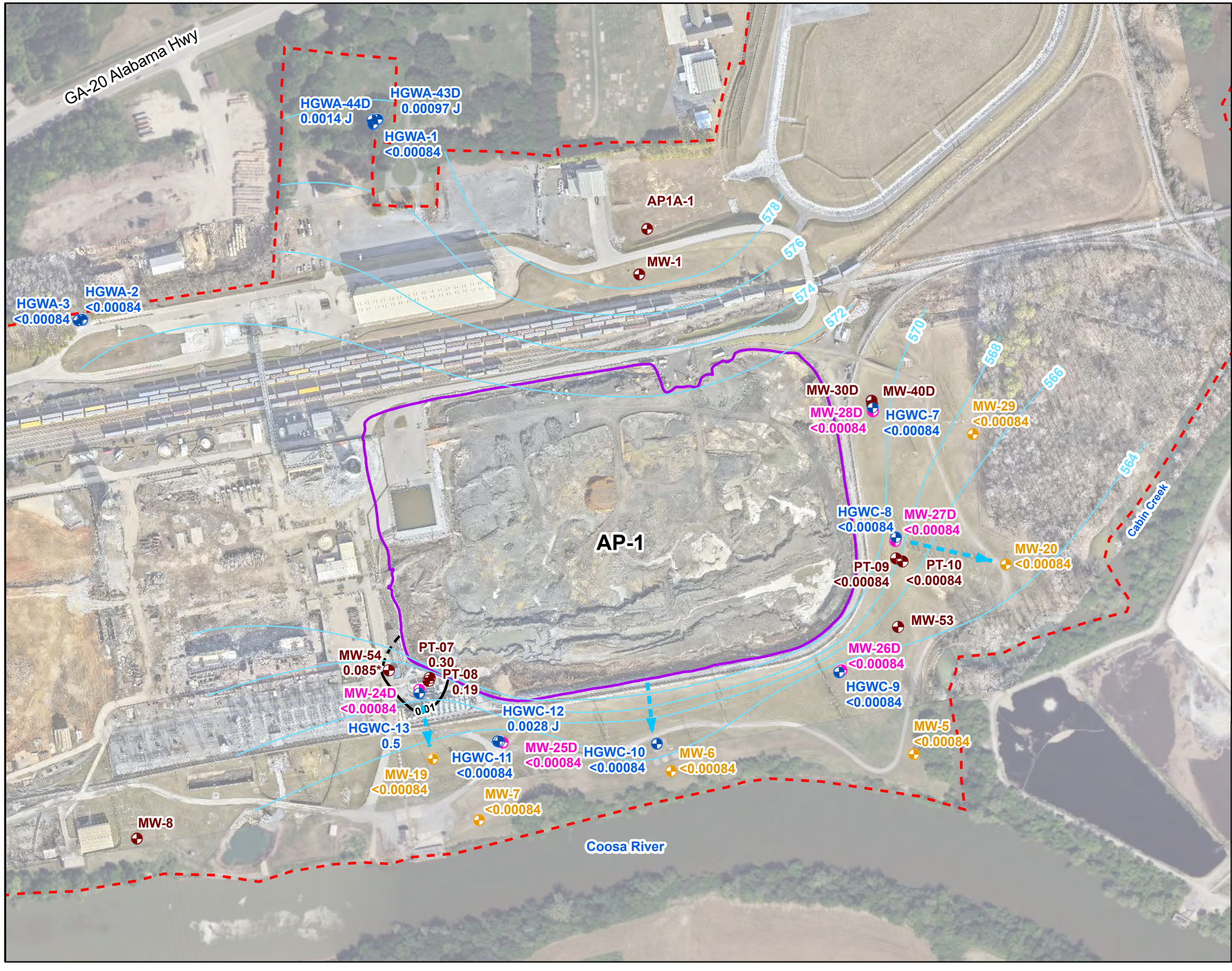

N

LEGEND

- Detection Monitoring Well
- Horizontal Assessment Monitoring Well
- Vertical Assessment Monitoring Well
- Piezometer
- GWPS Arsenic Iso-Concentration Contour (mg/L) (dashed where inferred)
- Groundwater Elevation Iso-Contour
- Approximate Groundwater Flow Direction
- Approximate AP-1 Boundary
- Plant Hammond Property Boundary

Notes:
1. Concentration data from groundwater samples collected during the February 2024 semiannual monitoring event. Data reported for wells screened deeper in the aquifer were not used to generate the iso-concentration contour (HGWA-43D, HGWA-44D, MW-24D, MW-25D, MW-26D, MW-27D, MW-28D). Concentrations are reported in mg/L.
2. Water level elevation recorded on February 12, 2024. Elevation provided in feet (ft) referenced to the North American Vertical Datum (NAVD) 88.
3. The Groundwater Protection Standard (GWPS) for arsenic is 0.01 mg/L.
4. Piezometers may be sampled as needed for constituent specific site characterization.
5. Aerial photograph source: 2024 Microsoft Corporation, 2024 Maxar NES, Distribution Airbus DS, and Georgia Power Company, January 2024.
6. *Analytical result is from the August 2023 semiannual monitoring event.

0 300 600

SCALE IN FEET

ISO-CONCENTRATION MAP
ARSENIC - FEBRUARY 2024

GEORGIA POWER COMPANY
PLANT HAMMOND AP-1
ROME, FLOYD COUNTY, GEORGIA

Prepared For: Georgia Power

Prepared By: Geosyntec consultants

KENNESAW, GA | AUGUST 2024

FIGURE 4



N

LEGEND

- Detection Monitoring Well
- Horizontal Assessment Monitoring Well
- Vertical Assessment Monitoring Well
- Piezometer
- Surface Water Sample Point
- GWPS Molybdenum Iso-Concentration Contour (mg/L) (dashed where inferred)
- Groundwater Elevation Iso-Contour
- Approximate Groundwater Flow Direction
- Approximate AP-1 Boundary
- Plant Hammond Property Boundary

Notes:

1. Concentration data from groundwater samples collected during the February 2024 semiannual monitoring event. Data reported for wells screened deeper in the aquifer were not used to generate the iso-concentration contour (HGWA-43D, HGWA-44D, MW-24D, MW-25D, MW-26D, MW-27D, MW-28D). Concentrations are reported in mg/L.
2. Water level elevation recorded on February 12, 2024. Elevation provided in feet (ft) referenced to the North American Vertical Datum (NAVD) 88.
3. The Groundwater Protection Standard (GWPS) for molybdenum is 0.1 mg/L.
4. Piezometers may be sampled as needed for constituent specific site characterization.
5. Surface water sampling points H+0.25 and H-SCC NBR (see Figure 2 for location) were non-detect (<0.010 mg/L) for molybdenum.
6. Aerial photograph source: 2024 Microsoft Corporation, 2024 Maxar NES, Distribution Airbus DS, and Georgia Power Company, January 2024.
7. *Analytical result is from the August 2023 semiannual monitoring event.

0 150 300 600

SCALE IN FEET

ISO-CONCENTRATION MAP MOLYBDENUM - FEBRUARY 2024

GEORGIA POWER COMPANY
PLANT HAMMOND AP-1
ROME, FLOYD COUNTY, GEORGIA

Prepared For: Georgia Power

Prepared By: Geosyntec consultants

KENNESAW, GA | AUGUST 2024

FIGURE 5

APPENDIX A

Well Design, Installation, and Development Report – Addendum No. 6

Prepared for



Georgia Power Company
241 Ralph McGill Blvd NE
Atlanta, Georgia 30308

WELL DESIGN, INSTALLATION, AND DEVELOPMENT REPORT - ADDENDUM No. 6

PLANT HAMMOND ASH POND 1 (AP-1)

Prepared by



engineers | scientists | innovators

1255 Roberts Boulevard, Suite 200
Kennesaw, Georgia 30144

Project Number GW6581E

August 2024

Georgia Power

CERTIFICATION PAGE

I hereby certify that this *Well Design, Installation, and Development Report – Addendum No. 6, Plant Hammond Ash Pond 1 (AP-1)* has been prepared by, or under the direct supervision of, a Qualified Groundwater Scientist with Geosyntec Consultants, Inc. and is in compliance with the United States Environmental Protection Agency Coal Combustion Residual Rule [40 Code of Federal Regulations 257 Subpart D], specifically §257.91(e)(1), and the Georgia Environmental Protection Division Rules for Solid Waste Management 391-3-4-.10.

According to 391-3-4-.01, a Qualified Groundwater Scientist is "a professional engineer or geologist registered to practice in Georgia who has received a baccalaureate or post-graduate degree in the natural sciences or engineering and has sufficient training and experience in groundwater hydrology and related fields that enable individuals to make sound professional judgments regarding groundwater monitoring, contaminant fate and transport, and corrective action."



Christine Hug P.G. — August 23, 2024
Date

Georgia Professional Geologist No. 002221
Project Manager
Geosyntec Consultants

TABLE OF CONTENTS

1. INTRODUCTION 1

2. DRILLING AND WELL INSTALLATION 2
   2.1 Drilling Method 2
   2.2 Screened Interval 2
   2.3 Well Casings and Screens 2
   2.4 Well Intake Design 3
   2.5 Filter Pack 3
   2.6 Annular Seal 4
   2.7 Cap and Protective Casing 4

3. WELL DEVELOPMENT 4

4. SURVEY 5

5. REFERENCES 6

LIST OF TABLES

Table 1 Summary of Well Construction Details

LIST OF FIGURES

Figure 1 Groundwater Monitoring Network Map

LIST OF APPENDICES

Appendix A Well Driller Performance Bonds
Appendix B Boring and Well Construction Logs
Appendix C Well Development and Equipment Calibration Forms
Appendix D Certified Well Survey Data

LIST OF ACRONYMS

ACM	Assessment of Corrective Measures
AP	Ash Pond
ASTM	American Society for Testing and Materials
CCR	coal combustion residual
CFR	Code of Federal Regulations
DO	dissolved oxygen
GA EPD	Georgia Environmental Protection Division
Georgia Power	Georgia Power Company
Geosyntec	Geosyntec Consultants, Inc.
NAD	North America Datum
NAVD	North American Vertical Datum
NSF	National Sanitation Foundation
ORP	oxygen reduction potential
PG	professional geologist
PVC	polyvinyl chloride
SCS	Southern Company Services
TOC	top of casing
US EPA	United States Environmental Protection Agency

1. INTRODUCTION

This report provides details regarding the design, installation, and development of twelve piezometers[1] (AS-01, AS-02, AS-03, AS-04, INW-03, INW-04, INW-05, PT-11, PT-12, PT-13, PT-14, and PT-15) to supplement the current groundwater monitoring system at Georgia Power Company (Georgia Power) Plant Hammond (Site) Ash Pond 1 (AP-1). The report was prepared as an addendum to previously submitted well design, installation, development and decommissioning reports issued for the Site (ERM, 2017; Geosyntec 2019, 2020a, 2020b, 2020c, and 2023), and meets the requirements promulgated in the United States Environmental Protection Agency (US EPA) coal combustion residual (CCR) rule [40 Code of Federal Regulations (CFR) Part 257, Subpart D], specifically 40 CFR §257.91(e)(1) and Georgia Environmental Protection Division (GA EPD) Rules for Solid Waste Management 391-3-4-.10.

Plant Hammond is located in Floyd County, approximately 10 miles west of Rome, Georgia. The physical address of the plant is 5963 Alabama Highway, Rome, Georgia, 30165. The current groundwater monitoring system at AP-1 includes a network of detection monitoring wells, assessment monitoring wells, and piezometers. The locations of these wells and piezometers are shown on **Figure 1**.

Wells AS-01, AS-02, AS-03, and AS-04 were installed as air sparge points for the supplemental pilot study in support of the Assessment of Corrective Measures (ACM) Program. Wells INW-03, INW-04, and INW-05 were installed as injection points, and wells PT-11, PT-12, PT-13, PT-14, and PT-15 were installed to specifically monitor the performance of the supplemental pilot study injections in support of the ACM program.

[1] For the purposes of this report, unless otherwise specified, the term "well" will be used interchangeably with "piezometer".

2. DRILLING AND WELL INSTALLATION

Well installation and development activities were performed according to accepted industry standards and following guidelines within the Manual for Groundwater Monitoring (GA EPD, 1991). Well drilling, installation, and surface completion activities were performed by Cascade Drilling, Inc. of Midland, North Carolina. In accordance with the Georgia Water Well Standards Act, the driller was required to have an insurance bond on file with the State of Georgia at the time of drilling. A copy of this bond is provided in **Appendix A**. A geologist under the supervision of a professional geologist (PG) registered to practice in the State of Georgia, both of whom are employed with Geosyntec Consultants (Geosyntec), documented the drilling and installation efforts to record observations, soil and rock descriptions, subsurface stratigraphy, water elevations, and other field activities. Geosyntec was also responsible for the development of the newly installed wells.

The locations of the new piezometers are shown on **Figure 1**. Well construction details are provided in **Table 1**; boring and well construction logs are included in **Appendix B**.

2.1 Drilling Method

The boreholes were advanced using rotosonic drilling techniques with continuous core collection. A Terra Sonic compact crawler size track mounted rig with a 6-inch sonic drill rod was used to install the wells. Care was taken so that the drilling methods did not introduce contamination of the groundwater from surface activities. Drilling equipment was cleaned prior to mobilizing to the site.

2.2 Screened Interval

Details regarding the well screened intervals are provided in **Table 1**. The wells are screened in the uppermost water bearing unit of the Site. Screened elevations across the new wells range from approximately 560.75 to 542.97 feet (referenced to the North American Vertical Datum of 1988). Performance monitoring and injection (PT and INW) wells were constructed with a 10 foot well screen segment. Air sparge (AS) wells were installed with a 2 foot well screen.

2.3 Well Casings and Screens

The wells were constructed of 2-inch inner diameter Schedule 40 polyvinyl chloride (PVC) casing with flush-threaded fittings. Performance monitoring and injection wells

were installed with a 10-foot nominal length pre-packed dual-wall well screen with 0.010-inch slots, air sparge wells were installed with a 2-foot nominal length well screen with 0.010-inch slots. The casing and pre-packed screens arrived pre-cleaned and packaged by the manufacturer. The pre-packed well screens were constructed onsite by packing sand between slotted PVC and the well screen. Well construction materials are sufficiently durable to resist chemical and physical degradation and do not interfere with the quality of groundwater samples. Casing and screen are flush-threaded. Solvent or glue was not used to construct the wells. A threaded bottom cap was attached to the bottom of each well screen. The PVC products used were American Society for Testing and Materials (ASTM) and National Sanitation Foundation (NSF) rated. Well screen interval details are provided in **Table 1**.

2.4 Well Intake Design

The wells were designed and constructed to: (1) allow sufficient groundwater flow to the well for sampling (for performance monitoring and injection wells); (2) minimize the passage of formation materials (turbidity) into the well; and (3) ensure sufficient structural integrity to prevent collapse of the well. The annular space between the face of the formation and the screens was filled to minimize passage of formation materials into the well. A filter pack of clean, well-rounded, quartz sand was installed in each well. The 0.010-inch slot size was selected to minimize the inflow of formation material without impairing influent groundwater flow.

2.5 Filter Pack

Highly Pure Quartzite silica sand filter pack was used as the appropriate gradation for the wells. The filter pack material meets the ASTM D5092 uniformity coefficient specification of 2.5 or less, with a uniformity coefficient of 1.6.

Filter pack material was placed within the pre-packed dual-wall well screens and in the annular space between the outside of the pre-pack screen and borehole wall to ensure an adequate thickness of filter pack material between the wells and the formation. Placement of the filter pack between the borehole wall and PVC was placed via gravity-pouring. Filter pack material placed in the annular space outside of the well screens extended a minimum of 2 feet above the top of screens. No bridging occurred during filter pack placement at any of the well locations.

Upon placement of the filter pack, the wells were pumped with a submersible pump to assure settlement of the filter pack. The top of filter pack depth was measured following

pumping to ensure appropriate extension of filter sand above the screens. The depth of top of filter pack was measured and recorded on the well construction logs provided in **Appendix B**.

2.6 Annular Seal

A minimum of two feet of bentonite chips (un-coated 3/8-inch and 1/2-inch bentonite pellets) were placed immediately above the filter pack by gravity-pouring into the annular space and hydrated per manufacture's specifications. A tremie pipe was used to probe the annular space to ensure that no bridging occurred. The bentonite was hydrated with potable water for a duration meeting the manufacture's specifications prior to grouting the remaining annulus.

The annulus above the bentonite seal was grouted with a bentonite grout placed via tremie pipe and direct pour methods from the top of the bentonite seal. During grouting, care was taken to assure that the bentonite seal was not disturbed by locating the base of the tremie pipe approximately 2 feet above the bentonite seal and injecting grout at low pressure/velocity. A cement apron 2-feet by 2-feet by 4-inches was poured around flush mount casings at all locations. A metal survey pin was placed on the front side of the concrete pad, several inches from the well vault. The pads were mounded slightly outward to direct surface drainage away from the wells.

2.7 Cap and Protective Casing

All wells were installed with flush-mounted well vaults and watertight flush-mounted well covers. The wells were clearly marked with the proper well identification number on a secured aluminum well tag on the manhole covers.

Construction details are documented on the well construction logs provided in **Appendix B**.

3. WELL DEVELOPMENT

The wells were developed using a combination of surging and pumping to (1) restore the natural hydraulic conductivity of the formation, and (2) to remove fine-grained sediment to ensure low-turbidity groundwater samples. The wells were alternately surged and purged until visually clear of particulates. Turbidity, pH, temperature, conductivity, oxidation-reduction potential (ORP), and dissolved oxygen (DO) measurements were

recorded to ensure that each well was fully developed. The well development and calibration field forms are included in **Appendix C**.

4. SURVEY

Upon completion of the well installations, select horizontal locations and vertical elevations were surveyed by a Georgia-licensed surveyor. The top of the PVC well casing [top of casing (TOC) elevation] and the survey pin installed at the well pads were surveyed to within 0.5-foot horizontal accuracy and to 0.01-foot vertical accuracy. The horizontal location (i.e., northings and eastings) was recorded in feet relative to the North America Datum of 1983 (NAD) with the vertical elevation recorded in feet relative to the North American Vertical Datum of 1988 (NAVD 88). Certified survey data are provided in the well construction table (**Table 1**). A copy of the certified well survey data for the new wells are provided in **Appendix D**.

5. REFERENCES

Environmental Resources Management (ERM), 2017. *Well Design, Installation, Development, and Decommissioning Report – Plant Hammond Ash Ponds 1 and 2*. October 2017.

Georgia Environmental Protection Division (GA EPD), Georgia Department of Natural Resources, 1991. *Manual for Groundwater Monitoring*. September 1991.

Geosyntec Consultants, 2019. Well Design, Installation and Development Report – Addendum, Plant Hammond Ash Ponds 1 and 2 (AP-1 and AP-2). June 2019.

Geosyntec Consultants, 2020a. Well Design, Installation and Development Report – Addendum No 2, Plant Hammond Ash Pond 1 (AP-1). January 2020.

Geosyntec Consultants, 2020b. Well Design, Installation and Development Report – Addendum No 3, Plant Hammond Ash Pond 1 (AP-1). July 2020.

Geosyntec Consultants, 2020c. Well Design, Installation and Development Report – Addendum No 4, Plant Hammond Ash Pond 1 (AP-1). November 2020.

Geosyntec Consultants, 2023. Well Design, Installation and Development Report – Addendum No 5, Plant Hammond Ash Pond 1 (AP-1). October 2023.

United States Environmental Protection Agency. 2015a. Federal Register. Volume 80. No. 74. Friday April 17, 2015. Part II. Environmental Protection Agency. 40 CFR Parts 257 and 261. Hazardous and Solid Waste Management System; Disposal of Coal Combustion Residuals from Electric Utilities; Final Rule. [EPA-HQ-RCRA–2009–0640; FRL–9919–44–OSWER]. RIN–2050–AE81, April 2015

TABLE

Table 1
Summary of Well Construction Details
Plant Hammond AP-1, Floyd County, Georgia

Well ID	Purpose	Well Completion	Geological Formation	Installation Date	Northing [1]	Easting [1]	Ground Surface Elevation [1] (ft)	Top of Casing Elevation [1] (ft)	Top of Screen Elevation (ft)	Bottom of Screen Elevation (ft)	Well Depth (ft bgs) [2]
AS-01	Piezometer	Flush Mount	Residual	5/7/2024	1549048.28	1942388.06	577.46	577.08	548.46	546.46	31.30
AS-02	Piezometer	Flush Mount	Residual	5/6/2024	1549049.08	1942400.03	577.14	576.72	547.14	545.14	32.30
AS-03	Piezometer	Flush Mount	Residual/Limestone	4/28/2024	1548670.10	1940933.87	591.98	591.60	545.98	543.98	48.30
AS-04	Piezometer	Flush Mount	Residual/Limestone	4/28/2024	1548680.80	1940930.83	591.97	591.50	544.97	542.97	49.30
INW-03	Piezometer	Flush Mount	Alluvium	5/6/2024	1549052.75	1942388.28	577.38	577.07	560.28	550.28	27.40
INW-04	Piezometer	Flush Mount	Alluvium	4/28/2024	1548671.73	1940929.98	592.01	591.58	557.01	547.01	45.30
INW-05	Piezometer	Flush Mount	Alluvium	4/28/2024	1548680.07	1940935.89	591.81	591.31	556.81	546.81	45.30
PT-11	Piezometer	Flush Mount	Alluvium	5/7/2024	1549055.61	1942390.89	577.35	576.96	560.75	550.75	26.90
PT-12	Piezometer	Flush Mount	Alluvium	5/7/2024	1549045.43	1942391.10	577.34	576.84	560.34	550.34	27.30
PT-13	Piezometer	Flush Mount	Residual	4/28/2024	1548676.04	1940939.23	591.88	591.47	556.88	546.88	45.30
PT-14	Piezometer	Flush Mount	Alluvium	4/28/2024	1548673.63	1940926.52	592.06	591.62	557.06	547.06	45.30
PT-15	Piezometer	Flush Mount	Alluvium	4/28/2024	1548668.35	1940937.45	591.90	591.37	556.90	546.90	45.30

Notes:
ft = feet
ft bgs = feet below ground surface.
(1) Coordinates in North American Datum (NAD) 1983, State Plane, Georgia-West, feet. Elevations referenced to the North American Vertical Datum of 1988 (NAVD88). Survey data was certified by GEL Solutions July 1, 2024.
(2) Total well depth accounts for 0.3 ft sump.

FIGURE

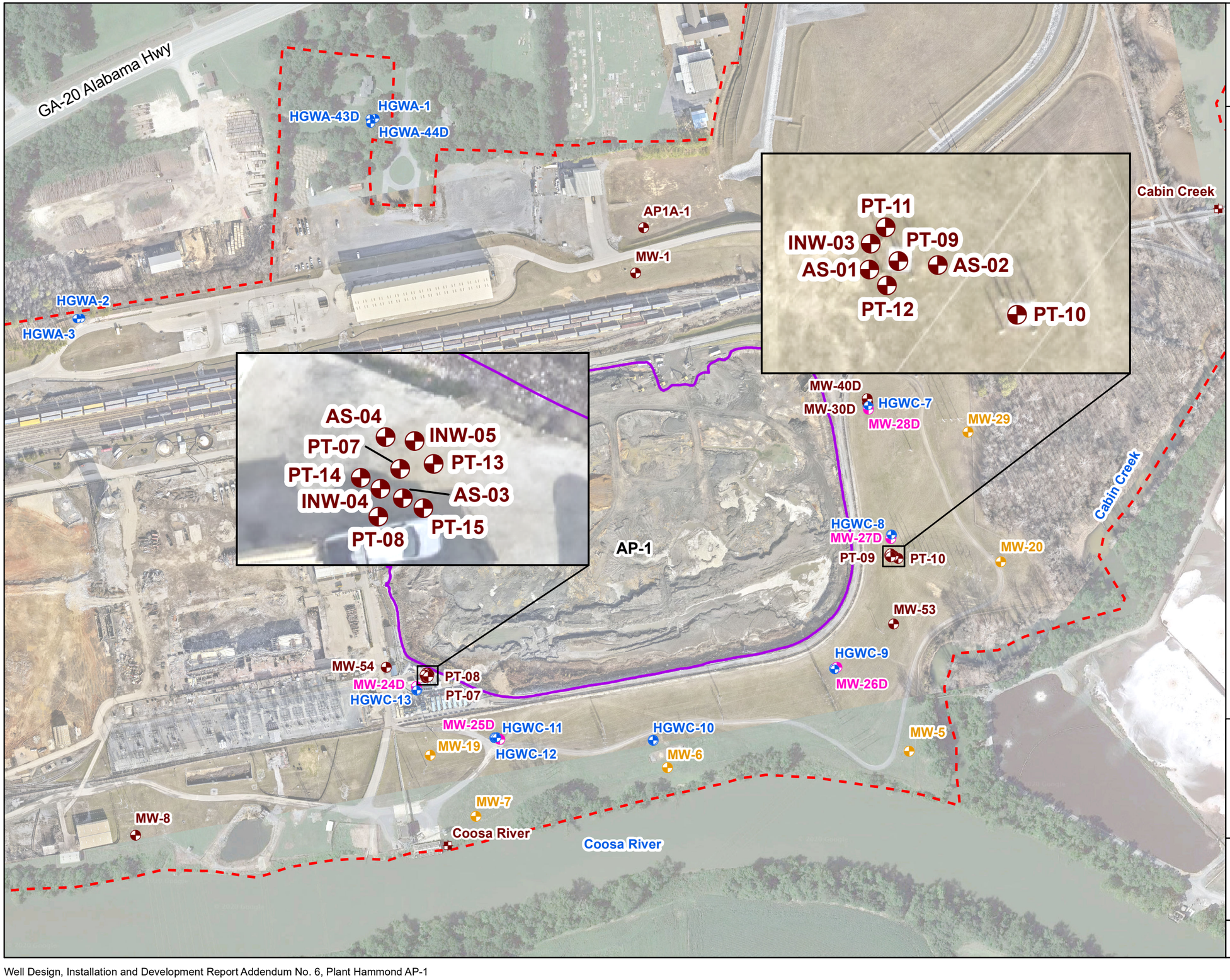

N

LEGEND

- Detection Monitoring Well
- Horizontal Assessment Monitoring Well
- Vertical Assessment Monitoring Well
- Piezometer
- Surface Water Level Gauge Point
- Approximate AP-1 Boundary
- Plant Hammond Property Boundary

Notes:

1. Piezometers INW-03, INW-04, INW-05, AS-01 through AS-04, and PT-7 through PT-15 were installed in support of an Assesment of Corrective Measures (ACM) geochemical injections pilot study and are not included in the routine semiannual sampling of the monitoring well network.
2. Aerial photograph source: Google Earth Pro, August 2019, and Georgia Power Company, January 2024.

0 150 300 600

SCALE IN FEET

GROUNDWATER MONITORING NETWORK MAP

GEORGIA POWER COMPANY
PLANT HAMMOND AP-1
ROME, FLOYD COUNTY, GEORGIA

Prepared For: Georgia Power

Prepared By: Geosyntec consultants

KENNESAW, GA | AUGUST 2024

FIGURE 1

APPENDIX A

Well Driller Performance Bonds

CONTINUATION
CERTIFICATE

Atlantic Specialty Insurance Company , Surety upon

a certain Bond No. 800033976

dated effective September 27, 2017
(MONTH-DAY-YEAR)

on behalf of Ricky Davis / Cascade Drilling, L.P.
(PRINCIPAL)

and in favor of Department of Natural Resources, State of Georgia
(OBLIGEE)

does hereby continue said bond in force for the further period

beginning on June 30, 2023
(MONTH-DAY-YEAR)

and ending on June 30, 2025
(MONTH-DAY-YEAR)

Amount of bond Thirty Thousand and 00/100 Dollars ($30,000.00)

Description of bond Performance Bond for Water Well Contractors

Premium:

PROVIDED: That this continuation certificate does not create a new obligation and is executed upon the express condition and provision that the Surety's liability under said bond and this and all Continuation Certificates issued in connection therewith shall not be cumulative and that the said Surety's aggregate liability under said bond and this and all such Continuation Certificates on account of all defaults committed during the period (regardless of the number of years) said bond had been and shall be in force, shall not in any event exceed the amount of said bond as hereinbefore set forth.

Signed and dated on April 13, 2023
(MONTH-DAY-YEAR)

Atlantic Specialty Insurance Company

By _____
ATTORNEY-IN-FACT Carlos A. Albelo

intact INSURANCE

Power of Attorney

KNOW ALL MEN BY THESE PRESENTS, that ATLANTIC SPECIALTY INSURANCE COMPANY, a New York corporation with its principal office in Plymouth, Minnesota, does hereby constitute and appoint: **Megan Sivley, Melissa Haddick, Sandra Parker, Orlando Aguirre, Stacy Killebrew, Carlos A. Albelo**, each individually if there be more than one named, its true and lawful Attorney-in-Fact, to make, execute, seal and deliver, for and on its behalf as surety, any and all bonds, recognizances, contracts of indemnity, and all other writings obligatory in the nature thereof; provided that no bond or undertaking executed under this authority shall exceed in amount the sum of: **unlimited** and the execution of such bonds, recognizances, contracts of indemnity, and all other writings obligatory in the nature thereof in pursuance of these presents, shall be as binding upon said Company as if they had been fully signed by an authorized officer of the Company and sealed with the Company seal. This Power of Attorney is made and executed by authority of the following resolutions adopted by the Board of Directors of ATLANTIC SPECIALTY INSURANCE COMPANY on the twenty-fifth day of September, 2012:

Resolved: That the President, any Senior Vice President or Vice-President (each an "Authorized Officer") may execute for and in behalf of the Company any and all bonds, recognizances, contracts of indemnity, and all other writings obligatory in the nature thereof, and affix the seal of the Company thereto; and that the Authorized Officer may appoint and authorize an Attorney-in-Fact to execute on behalf of the Company any and all such instruments and to affix the Company seal thereto; and that the Authorized Officer may at any time remove any such Attorney-in-Fact and revoke all power and authority given to any such Attorney-in-Fact.

Resolved: That the Attorney-in-Fact may be given full power and authority to execute for and in the name and on behalf of the Company any and all bonds, recognizances, contracts of indemnity, and all other writings obligatory in the nature thereof, and any such instrument executed by any such Attorney-in-Fact shall be as binding upon the Company as if signed and sealed by an Authorized Officer and, further, the Attorney-in-Fact is hereby authorized to verify any affidavit required to be attached to bonds, recognizances, contracts of indemnity, and all other writings obligatory in the nature thereof.

This power of attorney is signed and sealed by facsimile under the authority of the following Resolution adopted by the Board of Directors of ATLANTIC SPECIALTY INSURANCE COMPANY on the twenty-fifth day of September, 2012:

Resolved: That the signature of an Authorized Officer, the signature of the Secretary or the Assistant Secretary, and the Company seal may be affixed by facsimile to any power of attorney or to any certificate relating thereto appointing an Attorney-in-Fact for purposes only of executing and sealing any bond, undertaking, recognizance or other written obligation in the nature thereof, and any such signature and seal where so used, being hereby adopted by the Company as the original signature of such officer and the original seal of the Company, to be valid and binding upon the Company with the same force and effect as though manually affixed.

IN WITNESS WHEREOF, ATLANTIC SPECIALTY INSURANCE COMPANY has caused these presents to be signed by an Authorized Officer and the seal of the Company to be affixed this first day of January, 2023.

ATLANTIC SPECIALTY INSURANCE COMPANY CORPORATE SEAL 1986 NEW YORK

By _____
Sarah A. Kolar, General Counsel

STATE OF MINNESOTA
HENNEPIN COUNTY

On this first day of January, 2023, before me personally came Sarah A. Kolar, General Counsel of ATLANTIC SPECIALTY INSURANCE COMPANY, to me personally known to be the individual and officer described in and who executed the preceding instrument, and she acknowledged the execution of the same, and being by me duly sworn, that she is the said officer of the Company aforesaid, and that the seal affixed to the preceding instrument is the seal of said Company and that the said seal and the signature as such officer was duly affixed and subscribed to the said instrument by the authority and at the direction of the Company.

ALISON DWAN NASH-TROUT
NOTARY PUBLIC - MINNESOTA
My Commission Expires
January 31, 2026

_____
Notary Public

I, the undersigned, Secretary of ATLANTIC SPECIALTY INSURANCE COMPANY, a New York Corporation, do hereby certify that the foregoing power of attorney is in full force and has not been revoked, and the resolutions set forth above are now in force.

Signed and sealed. Dated 13th day of April, 2023.

ATLANTIC SPECIALTY INSURANCE COMPANY CORPORATE SEAL 1986 NEW YORK

This Power of Attorney expires
January 31, 2025

_____
Kara Barrow, Secretary

Please direct bond verifications to surety@intactinsurance.com

APPENDIX B

Boring and Well Construction Logs

Geosyntec consultants

engineers | scientists | innovators

AS-01

CLIENT Southern Company Services
PROJECT NAME Plant Hammond Well Installation
PROJECT NUMBER GW6581E
PROJECT LOCATION Plant Hammond
DATE STARTED 5/6/24 **COMPLETED** 5/7/24
NORTHING 1549048.28 ft **EASTING** 1942388.06 ft
DRILLER Cascade Drilling
GROUND ELEVATION 577.46 ft **BORING DIAMETER** 4x6 in
DRILLING METHOD Sonic
TOP OF CASING ELEVATION 577.08 ft
SAMPLING METHOD Sonic Core
GEOPHYSICAL CONTRACTOR ---
RIG TYPE Terrasonic Compact Crawler
LOGGED BY T. Kessler **CHECKED BY** C. Hug

DEPTH (ft)	ELEVATION (ft)	REMARKS	GRAPHIC LOG	MATERIAL DESCRIPTION
0	575			SILTY CLAY, yellowish-brown, trace fine sand, trace angular fine gravel, medium to low plasticity, abundant organics from 0-1 foot bgs, trace black mottling with trace light gray throughout, moist.
5	570			
10	565			
15	560			SANDY CLAY, light gray, firm, subrounded to subangular medium to fine sand, some angular to subangular medium gravel, medium to low plasticity, moist.
20	555			SILTY SAND, brownish yellow, subrounded to subangular fine to coarse sand, some subrounded to rounded medium gravel.
25	550			SAND, very pale brown, subrounded to subangular medium to fine sand, some subrounded to rounded gravel, wet.
30	545	Rock encountered.		SILTY SAND, brownish yellow, subrounded to subangular fine to coarse sand, some subrounded to rounded medium gravel, moist. From 24.7 ft: Black staining.
35				SANDY CLAY, light yellowish-brown, soft, somesubangular to subrounded fine gravel, trace fine sand, low plasticity, wet.
				No recovery (27.7 to 30 ft).
				LIMESTONE, medium gray, hard, wet.

Bottom of borehole at 35.0 feet below ground surface (ft bgs).

CONSTRUCTION DIAGRAM

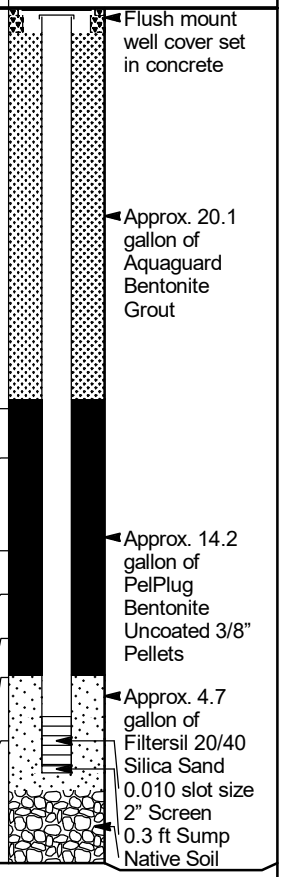

Geosyntec consultants

engineers | scientists | innovators

AS-02

CLIENT Southern Company Services
PROJECT NAME Plant Hammond Well Installation
PROJECT NUMBER GW6581E
PROJECT LOCATION Plant Hammond
DATE STARTED 4/29/24 **COMPLETED** 5/6/24
NORTHING 1549049.08 ft **EASTING** 1942400.03 ft
DRILLER Cascade Drilling
GROUND ELEVATION 577.14 ft **BORING DIAMETER** 4x6 in
DRILLING METHOD Sonic
TOP OF CASING ELEVATION 576.72 ft
SAMPLING METHOD Sonic Core
GEOPHYSICAL CONTRACTOR ---
RIG TYPE Terrasonic Compact Crawler
LOGGED BY T. Kessler **CHECKED BY** C. Hug

DEPTH (ft)	ELEVATION (ft)	REMARKS	GRAPHIC LOG	MATERIAL DESCRIPTION	CONSTRUCTION DIAGRAM
0	575			SILTY CLAY, dark yellowish-brown, trace fine sand, trace angular fine gravel, medium plasticity, abundant organics from 0-1 foot bgs, moist. From 2 ft: Yellowish brown.	Flush mount well cover set in concrete
5					
	570	Drilling increases in difficulty; slow from 7-10 ft bgs.			
10				SILTY CLAY, dark yellowish brown, firm, trace sand, medium plasticity, trace light gray mottling throughout, moist.	Approx. 24.5 gallon of Aquaguard Bentonite Grout
	565				
15					
	560			SANDY CLAY, light gray, firm, medium to low plasticity, subrounded to subangular medium to fine sand, trace subangular medium gravel, moist.	
20				CLAYEY SAND, light gray to brownish yellow, subrounded , medium sand, some rounded to subrounded gravel, medium plasticity clay, moist.	Approx. 8 gallon of PelPlug Bentonite Uncoated 3/8" Pellets
	555			SILTY SAND, brownish yellow, subrounded to rounded, medium to fine sand, some rounded medium gravel, trace rounded coarse gravel, wet.	
25					
	550			SANDY CLAY, dark grayish brown, soft, fine sand, abundant angular rock fragments (limestone), low plasticity, wet.	
				No recovery (28.5 to 30 ft).	
30		Rock encountered at 32.85 ft bgs.		SANDY CLAY, dark grayish brown, soft, fine sand, abundant angular rock fragments (limestone), low plasticity, wet.	Approx. 4.7 gallon of Filtersil 20/40 Silica Sand 0.010 slot size 2" Screen 0.3 ft Sump Native Soil
	545			LIMESTONE, medium dark gray, hard, dry.	

Bottom of borehole at 32.9 feet below ground surface (ft bgs).

Geosyntec consultants

engineers | scientists | innovators

AS-03

CLIENT Southern Company Services
PROJECT NAME Plant Hammond Well Installation
PROJECT NUMBER GW6581E
PROJECT LOCATION Plant Hammond
DATE STARTED 4/27/24 **COMPLETED** 4/28/24
NORTHING 1548670.10 ft **EASTING** 1940933.87 ft
DRILLER Cascade Drilling
GROUND ELEVATION 591.98 ft **BORING DIAMETER** 4x6 in
DRILLING METHOD Sonic
TOP OF CASING ELEVATION 591.60 ft
SAMPLING METHOD Sonic Core
GEOPHYSICAL CONTRACTOR ---
RIG TYPE Terrasonic Compact Crawler
LOGGED BY T. Kessler **CHECKED BY** C. Hug

DEPTH (ft)	ELEVATION (ft)	REMARKS	MATERIAL DESCRIPTION
0	590		SILTY SAND, light brownish gray, subrounded to angular, medium to fine sand, some angular medium to coarse gravel, dry.
			SANDY CLAY, light yellowish-brown, firm to hard, abundant fine sand, trace subrounded to subangular medium gravel, medium to low plasticity, moist.
5			No recovery (5.4 to 10 ft).
10	585	Easy drilling.	SILTY CLAY, dark grayish brown, firm, some angular medium to coarse sand from 10-13 ft bgs, trace fine sand from 10-15 ft bgs, medium plasticity, moist. From 11.2 ft: Abundant angular fine gravel to 12 ft bgs. From 12 ft: Trace subangular fine gravel to 18.2 ft bgs.
	580	Suspect collapse in core material down to 20 ft bgs.	
15			
	575		From 17 ft: Grades to very pale brown.
			No recovery (18 to 20 ft).
20	570		SILTY CLAY, yellow, firm, trace rounded fine gravel, medium plasticity, reddish yellow and light gray mottling throughout, moist.
25			From 25.8 ft: Trace fine sand to 30 ft bgs.
	565		From 27.8 ft: Trace subangular medium sand to 30 ft bgs.
30			SANDY CLAY, light yellowish brown, abundant fine sand, trace rounded fine gravel, low plasticity, moist to wet.
	560		
35			SILTY SAND, light yellowish brown, subrounded to angular medium to coarse sand, some rounded medium gravel, wet.
	555		
			No recovery (38.3 to 40 ft).
40			SILTY SAND, light yellowish brown, subrounded to angular medium to coarse sand, some rounded medium gravel, wet.
	550		SILTY CLAY, yellowish-brown, soft, trace fine sand, low plasticity, moist to wet.
45			
	545	Rock/hard drilling at 47.25 ft bgs.	LIMESTONE, medium gray, competent, abundant calcite crystals.
50			Bottom of borehole at 50.0 feet below ground surface (ft bgs).

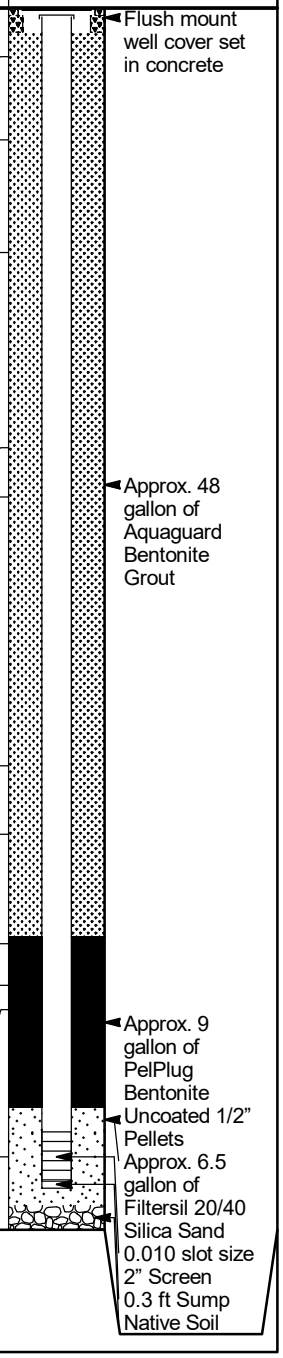

Geosyntec consultants

engineers | scientists | innovators

AS-04

CLIENT Southern Company Services
PROJECT NAME Plant Hammond Well Installation
PROJECT NUMBER GW6581E
PROJECT LOCATION Plant Hammond
DATE STARTED 4/28/24 **COMPLETED** 4/28/24
NORTHING 1548680.80 ft **EASTING** 1940930.83 ft
DRILLER Cascade Drilling
GROUND ELEVATION 591.97 ft **BORING DIAMETER** 4x6 in
DRILLING METHOD Sonic
TOP OF CASING ELEVATION 591.50 ft
SAMPLING METHOD Sonic Core
GEOPHYSICAL CONTRACTOR ---
RIG TYPE Terrasonic Compact Crawler
LOGGED BY T. Kessler **CHECKED BY** C. Hug

DEPTH (ft)	ELEVATION (ft)	REMARKS	GRAPHIC LOG	MATERIAL DESCRIPTION
0	590			SILTY SAND, light gray, fine, some medium to coarse subangular to angular sand, some angular gravel, dry.
				SANDY CLAY, very pale brown, firm, abundant fine sand and silt, trace rounded to subrounded medium gravel, low to medium plasticity, moist. From 4 ft: Yellowish-brown mottling to 7.7 ft bgs.
5	585			No recovery (7.7 to 10 ft).
10	580	Suspect fall in from 10-11 ft bgs.		SILTY SAND, light gray, fine, some medium to coarse subangular to angular sand, some angular gravel, dry.
				SILTY CLAY, very pale brown, soft to firm, trace fine sand, medium plasticity, moist. From 12 ft: Brownish yellow to 13 ft bgs. From 13.5 ft: Trace organic material.
15	575			
20	570			No recovery (19.1 to 20 ft).
				SILTY CLAY, very pale brown, soft to firm, trace fine sand, medium plasticity, moist.
				SILTY CLAY, reddish yellow, firm, some fine sands, medium plasticity, yellowish red and light gray mottling throughout, moist.
25	565			From 25 ft: Trace subangular fine to medium gravel to 30 ft bgs.
30	560			From 29.1 ft: Coarse angular silty sand to 29.3 ft bgs.
				SILTY SAND, brownish yellow, subrounded to subangular medium to fine sand, trace rounded to subrounded coarse gravel, wet.
35	555			No recovery (35 to 40 ft).
40	550			SILTY SAND, brownish yellow, subrounded to subangular medium to fine sand, some rounded medium gravel, wet.
				SILTY CLAY, brownish yellow, firm, trace fine sand, medium to low plasticity, moist.
45	545			SILTY CLAY, very dark brown, firm, medium plasticity, abundant weathered limestone fragments throughout, moist.
50				LIMESTONE, medium gray, hard, abundant calcite throughout, dry.

Bottom of borehole at 50.3 feet below ground surface (ft bgs).



Geosyntec consultants

engineers | scientists | innovators

INW-03

CLIENT Southern Company Services
PROJECT NAME Plant Hammond Well Installation
PROJECT NUMBER GW6581E
PROJECT LOCATION Plant Hammond
DATE STARTED 4/30/24 **COMPLETED** 5/6/24
NORTHING 1549052.75 ft **EASTING** 1942388.28 ft
DRILLER Cascade Drilling
GROUND ELEVATION 577.38 ft **BORING DIAMETER** 4x6 in
DRILLING METHOD Sonic
TOP OF CASING ELEVATION 577.07 ft
SAMPLING METHOD Sonic Core
GEOPHYSICAL CONTRACTOR ---
RIG TYPE Terrasonic Compact Crawler
LOGGED BY T. Kessler **CHECKED BY** C. Hug

DEPTH (ft)	ELEVATION (ft)	REMARKS	GRAPHIC LOG	MATERIAL DESCRIPTION	CONSTRUCTION DIAGRAM
0	575	.		SILTY CLAY, yellowish-brown, trace fine sand, trace angular fine gravel, medium to low plasticity, abundant organics from 0-1 foot bgs, moist.	Flush mount well cover set in concrete
5	570				Approx. 11 gallon of Aquaguard Bentonite Grout
10	565			SILTY CLAY, brownish yellow, firm, trace sand, medium plasticity, trace light gray mottling throughout, moist.	Approx. 2.5 gallon of PelPlug Bentonite Uncoated 3/8" Pellets
15	560			SANDY CLAY, light gray, firm, subrounded to subangular medium to fine sand, trace subangular medium gravel, medium to low plasticity, moist.	Approx. 15 gallon of Filtersil 20/40 Silica Sand
20	555			SILTY SAND, brownish yellow, abundant subrounded to rounded medium to coarse sand, some subangular to rounded medium gravel, trace rounded coarse gravel.	0.010 slot size 2" Pre Pack, U-Pack Screen
25	550			SAND, very pale brown, subrounded to subangular medium to fine sand, trace rounded fine gravel, wet. From 24 ft: Black staining.	0.3 ft Sump
				SANDY CLAY, light yellowish-brown, soft, fine sand, some fine subangular to rounded gravel, low plasticity, wet. No recovery (26.3 to 29.5 ft).	

Bottom of borehole at 29.5 feet below ground surface (ft bgs).

Geosyntec consultants

engineers | scientists | innovators

INW-04

CLIENT Southern Company Services
PROJECT NAME Plant Hammond Well Installation
PROJECT NUMBER GW6581E
PROJECT LOCATION Plant Hammond
DATE STARTED 4/26/24 **COMPLETED** 4/28/24
NORTHING 1548671.73 ft **EASTING** 1940929.98 ft
DRILLER Cascade Drilling
GROUND ELEVATION 592.01 ft **BORING DIAMETER** 4x6 in
DRILLING METHOD Sonic
TOP OF CASING ELEVATION 591.58 ft
SAMPLING METHOD Sonic Core
GEOPHYSICAL CONTRACTOR ---
RIG TYPE Terrasonic Compact Crawler
LOGGED BY T. Kessler **CHECKED BY** C. Hug

DEPTH (ft)	ELEVATION (ft)	REMARKS	GRAPHIC LOG	MATERIAL DESCRIPTION
0	590			SILTY SAND, dark grayish brown, angular medium to coarse sand, some coarse gravel, dry.
				SANDY CLAY, brownish yellow, firm, trace rounded medium gravel, medium to low plasticity, with organic matter (roots) from 6-6.2 ft bgs, moist.
5	585			From 6 ft: Grades to grayish brown.
				No recovery (7 to 10 ft).
10	580			SILTY SAND, yellowish-brown, some angular medium gravel, dry.
				SANDY CLAY, yellowish-brown, firm, medium to low plasticity, gray mottling throughout, moist.
15	575			SILTY CLAY, brownish yellow, firm, trace fine sand, medium plasticity, grades to pale brown, moist.
				No recovery (17.7 to 20 ft).
20	570			SILTY CLAY, yellow, firm, trace fine sand and rounded medium gravel, sandy with angular medium to coarse gravel from 20-21 ft bgs, medium plasticity, reddish yellow and light gray mottling throughout, moist.
25	565			
30	560	Easy drilling; no return on 6 inch.		From 30 ft: Becoming light gray.
				SANDY CLAY, yellow, firm, abundant fine sand, trace rounded gravel, low plasticity, moist to wet.
35	555			SILTY SAND, yellow, subrounded to subangular medium sand, some rounded medium to fine gravel, wet.
				No recovery (37 to 40 ft).
40	550			SILTY SAND, yellow, subrounded to subangular medium sand, some rounded medium to fine gravel, wet.
				SILTY CLAY, yellow, firm, trace fine sand, medium plasticity, moist to wet.
45				

CONSTRUCTION DIAGRAM



Bottom of borehole at 46.4 feet below ground surface (ft bgs).

Geosyntec consultants

engineers | scientists | innovators

INW-05

CLIENT Southern Company Services
PROJECT NAME Plant Hammond Well Installation
PROJECT NUMBER GW6581E
PROJECT LOCATION Plant Hammond
DATE STARTED 4/27/24 **COMPLETED** 4/28/24
NORTHING 1548680.07 ft **EASTING** 1940935.89 ft
DRILLER Cascade Drilling
GROUND ELEVATION 591.81 ft **BORING DIAMETER** 4x6 in
DRILLING METHOD Sonic
TOP OF CASING ELEVATION 591.31 ft
SAMPLING METHOD Sonic Core
GEOPHYSICAL CONTRACTOR ---
RIG TYPE Terrasonic Compact Crawler
LOGGED BY T. Kessler **CHECKED BY** C. Hug

DEPTH (ft)	ELEVATION (ft)	REMARKS	GRAPHIC LOG	MATERIAL DESCRIPTION	CONSTRUCTION DIAGRAM
0	590	Drill rig chatter from 0-3 ft bgs.		SILTY SAND, brown, subrounded to angular medium to fine sand, some angular medium to coarse gravel, trace rounded medium gravel, dry.	Flush mount well cover set in concrete
				SANDY CLAY, dark brown, firm, abundant fine sand, trace subrounded to subangular medium gravel, medium to low plasticity, moist.	
5	585			No recovery (5.2 to 10 ft).	
10	580			SANDY CLAY, dark brown, firm, abundant fine sand, trace subrounded to subangular medium gravel, medium to low plasticity, moist.	
				SILTY SAND, brown, abundant subrounded to angular medium to fine sand, some angular medium to coarse gravel, trace rounded medium gravel, dry.	Approx. 33.5 gallon of Aquaguard Bentonite Grout
15	575			SILTY CLAY, brown to very pale brown, soft, trace fine sand, medium plasticity, dark yellowish brown mottling throughout, moist. From 13 ft: Trace subrounded fine gravel to 13.5 ft bgs.	
				No recovery (17 to 20 ft).	
20	570			SILTY CLAY, yellow, firm, abundant fine sand, trace subangular fine to medium gravel, medium plasticity, light gray mottling throughout, moist.	
25	565			From 28.4 ft: Light gray, soft, with coarse sand and subrounded fine gravel to 29 ft bgs.	Approx. 2.5 gallon of PelPlug Bentonite Uncoated 3/8" Pellets
30	560			SILTY SAND, brownish yellow, subrounded to subangular medium to fine sand, trace subrounded fine gravel, wet.	
				SILTY SAND, brownish yellow, rounded to subangular coarse sand, trace medium sand, wet.	Approx. 15 gallon of Filtersil 20/40 Silica Sand
35	555			SILTY CLAY, brownish yellow, soft, trace coarse sand, medium plasticity, wet.	
				No recovery (39 to 40 ft).	0.010 slot size 2" Pre Pack, U-Pack Screen
40	550			SILTY CLAY, brownish yellow, trace fine sand, medium to low plasticity, wet to moist.	
45					0.3 ft Sump
					Native Soil

Bottom of borehole at 46.3 feet below ground surface (ft bgs).

Geosyntec consultants

engineers | scientists | innovators

PT-11

CLIENT Southern Company Services
PROJECT NAME Plant Hammond Well Installation
PROJECT NUMBER GW6581E
PROJECT LOCATION Plant Hammond
DATE STARTED 4/30/24 **COMPLETED** 5/7/24
NORTHING 1549055.61 ft **EASTING** 1942390.89 ft
DRILLER Cascade Drilling
GROUND ELEVATION 577.35 ft **BORING DIAMETER** 4x6 in
DRILLING METHOD Sonic
TOP OF CASING ELEVATION 576.96 ft
SAMPLING METHOD Sonic Core
GEOPHYSICAL CONTRACTOR ---
RIG TYPE Terrasonic Compact Crawler
LOGGED BY T. Kessler **CHECKED BY** C. Hug

DEPTH (ft)	ELEVATION (ft)	REMARKS	GRAPHIC LOG	MATERIAL DESCRIPTION
0	575	0		SILTY CLAY, yellowish-brown, trace fine sand, trace angular fine gravel, medium to low plasticity, abundant organics from 0-1 foot bgs, moist.
5	570			
10	565			SILTY CLAY, brownish yellow, firm, trace sand, medium plasticity, trace light gray mottling throughout, moist.
15	560			SANDY CLAY, light gray, firm, subrounded to subangular medium to fine sand, trace subangular medium gravel, medium to low plasticity, moist.
20	555			SILTY SAND, brownish yellow, subrounded to rounded, fine to coarse sand, some subangular to rounded medium gravel, trace rounded coarse gravel, moist.
25	550			SAND, very pale brown, subrounded to subangular medium to fine sand, trace rounded fine gravel, wet.
				SANDY CLAY, brownish yellow, soft, abundant subangular to rounded fine gravel, trace fine sand, low plasticity, wet.
				No recovery (27 to 28 ft).

Bottom of borehole at 28.0 feet below ground surface (ft bgs).

CONSTRUCTION DIAGRAM

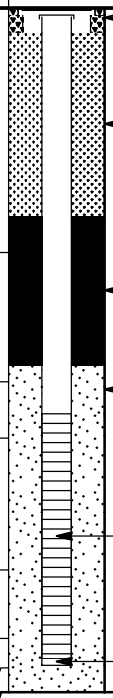

Geosyntec consultants

engineers | scientists | innovators

PT-12

CLIENT Southern Company Services
PROJECT NAME Plant Hammond Well Installation
PROJECT NUMBER GW6581E
PROJECT LOCATION Plant Hammond
DATE STARTED 5/1/24 **COMPLETED** 5/7/24
NORTHING 1549045.43 ft **EASTING** 1942391.10 ft
DRILLER Cascade Drilling
GROUND ELEVATION 577.34 ft **BORING DIAMETER** 4x6 in
DRILLING METHOD Sonic
TOP OF CASING ELEVATION 576.84 ft
SAMPLING METHOD Sonic Core
GEOPHYSICAL CONTRACTOR ---
RIG TYPE Terrasonic Compact Crawler
LOGGED BY T. Kessler **CHECKED BY** C. Hug

DEPTH (ft)	ELEVATION (ft)	REMARKS	GRAPHIC LOG	MATERIAL DESCRIPTION
0	575	Lots of rig chatter, increasing vibration; hard drilling.		SILTY CLAY, yellowish-brown, trace fine sand, trace angular fine gravel, medium to low plasticity, abundant organics from 0-1 foot bgs, trace black mottling from 0-5 ft bgs, moist.
5	570			From 5 ft: Trace light gray mottling to 10 ft bgs.
10	565			
15	560			SANDY CLAY, light gray, firm, subrounded to subangular medium to fine sand, trace subangular medium gravel, medium to low plasticity, moist.
20	555			SILTY SAND, brownish yellow, abundant subrounded to subangular fine to coarse sand, some subangular to rounded medium gravel, trace rounded coarse gravel, moist to wet.
				SAND, very pale brown, subrounded to subangular medium to fine sand, some rounded fine gravel, wet.
25	550			SILTY SAND, brownish yellow, subrounded to subangular fine to coarse sand, some subangular to rounded medium gravel, trace rounded coarse gravel, moist.
				SANDY CLAY, light yellowish-brown, soft, abundant subangular to rounded fine gravel, trace fine sand, low plasticity, wet. From 25 ft: Dark brown mottling to 27 ft bgs.
30				Bottom of borehole at 30.0 feet below ground surface (ft bgs).

CONSTRUCTION DIAGRAM

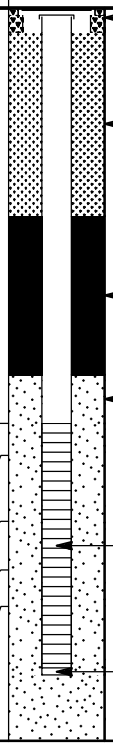

Geosyntec consultants

engineers | scientists | innovators

PT-13

CLIENT Southern Company Services
PROJECT NAME Plant Hammond Well Installation
PROJECT NUMBER GW6581E
PROJECT LOCATION Plant Hammond
DATE STARTED 4/25/24 **COMPLETED** 4/28/24
NORTHING 1548676.04 ft **EASTING** 1940939.23 ft
DRILLER Cascade Drilling
GROUND ELEVATION 591.88 ft **BORING DIAMETER** 4x6 in
DRILLING METHOD Sonic
TOP OF CASING ELEVATION 591.47 ft
SAMPLING METHOD Sonic Core
GEOPHYSICAL CONTRACTOR ---
RIG TYPE Terrasonic Compact Crawler
LOGGED BY T. Kessler **CHECKED BY** C. Hug

DEPTH (ft)	ELEVATION (ft)	REMARKS	MATERIAL DESCRIPTION
0	590		SANDY CLAY, gray, abundant angular to rounded coarse gravel, abundant fine sand and silt, medium to low plasticity, wet.
			CLAY, light brown, firm, trace rounded fine gravel, trace subrounded to subangular medium sand, trace silt, medium to low plasticity, dark reddish-brown mottling throughout, dry.
5	585		
10		Very easy drilling from 10-30 ft bgs.	
	580		SILTY SAND, pinkish gray, subrounded to subangular medium to coarse sand, some angular fine gravel, wet.
			CLAY, light brownish gray, firm, trace sand and fine silt, medium plasticity, moist.
15			No recovery (14 to 20 ft).
	575		
20			CLAY, light brownish gray, firm, trace sand and fine silt, medium plasticity, moist.
	570		CLAY, yellowish-brown, firm, trace fine sand and silt, medium plasticity, abundant light gray and red mottling throughout, moist.
25			From 26 ft: Some subrounded medium sand, subrounded fine gravel, dry to moist.
	565	Drilling water observed daylighting around well pad to PT-07.	
30			SILTY SAND, yellowish-brown, some subrounded to rounded fine to coarse gravel, wet.
	560		
35			From 36 ft: Trace white mottling to 37 ft bgs.
	555		SILTY CLAY, yellowish-brown, trace fine sand, medium plasticity, moist.
40		Daylighting observed above has stopped from 40-46 ft bgs.	SILTY CLAY, yellowish-brown, firm, trace fine sand, brown mottling throughout, moist.
	550		
45			LIMESTONE, very dark gray, recovered as angular medium to coarse gravel, dry.

Bottom of borehole at 46.0 feet below ground surface (ft bgs).

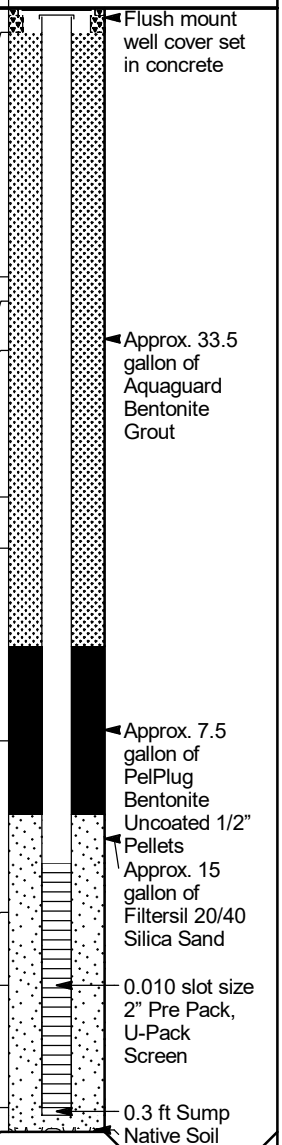

Geosyntec consultants

engineers | scientists | innovators

PT-14

CLIENT Southern Company Services
PROJECT NAME Plant Hammond Well Installation
PROJECT NUMBER GW6581E
PROJECT LOCATION Plant Hammond
DATE STARTED 4/25/24 **COMPLETED** 4/28/24
NORTHING 1548673.63 ft **EASTING** 1940926.52 ft
DRILLER Cascade Drilling
GROUND ELEVATION 592.06 ft **BORING DIAMETER** 4x6 in
DRILLING METHOD Sonic
TOP OF CASING ELEVATION 591.62 ft
SAMPLING METHOD Sonic Core
GEOPHYSICAL CONTRACTOR ---
RIG TYPE Terrasonic Compact Crawler
LOGGED BY T. Kessler **CHECKED BY** C. Hug

DEPTH (ft)	ELEVATION (ft)	REMARKS	MATERIAL DESCRIPTION
0	590	Likely fill from 0-2 ft bgs.	SILTY SAND, light gray, fine sand, some angular medium gravel, dry.
			SANDY CLAY, brown, firm to hard, trace subrounded medium to fine gravel, medium to low plasticity, moist.
5			From 5.2 ft: Trace subangular medium sand ~1 inch thick.
	585		No recovery (6 to 10 ft).
10		Rods fall ~1 foot during over drill from 10-11 ft bgs.	SILTY SAND, light yellowish-brown, subangular fine to medium sand, some subrounded fine to medium gravel, yellowish-brown mottling throughout, dry.
	580		CLAY, yellowish-brown, firm, medium plasticity, abundant silt from 12.3-15 ft bgs, trace fine sand, gray mottling throughout, moist.
15		Driller describes drilling as "tight" from 16-34 ft bgs.	
	575		No recovery (17 to 20 ft).
20			CLAY, yellowish-brown, firm, medium plasticity, abundant silt from 12.3-15 ft bgs, trace fine throughout, light olive brown mottling throughout, moist.
	570		CLAY, reddish yellow, firm, trace silt and fine sand, medium to low plasticity, gray mottling throughout, moist.
25			
	565		No recovery (27 to 30 ft).
30			CLAY, gray, firm, trace silt and fine sand, medium plasticity, reddish yellow mottling throughout, moist.
	560		
35		Grades to coarser with depth from 35-39 ft bgs.	SILTY SAND, brownish yellow, subrounded to subangular fine to medium sand, some subrounded to rounded medium to coarse gravel, wet.
	555		From 36 ft: Trace rounded coarse gravel to 37 ft bgs.
			No recovery (37 to 40 ft).
40			SILTY SAND, brownish yellow, subrounded to subangular fine to medium sand, wet.
	550		SILTY CLAY, yellow, soft to firm grading to firm with depth, trace fine sand, medium plasticity, moist.
45			From 45 ft: Trace subrounded to subangular gravel to 46 ft bgs.

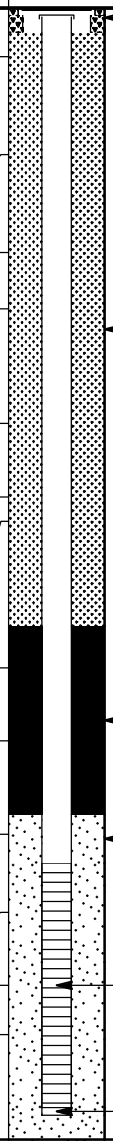

CONSTRUCTION DIAGRAM

- Flush mount well cover set in concrete
- Approx. 32.5 gallon of Aquaguard Bentonite Grout
- Approx. 8 gallon of PelPlug Bentonite Uncoated 3/8" Pellets
- Approx. 15 gallon of Filtersil 20/40 Silica Sand
- 0.010 slot size 2" Pre Pack, U-Pack Screen
- 0.3 ft Sump

Bottom of borehole at 46.3 feet below ground surface (ft bgs).

Geosyntec consultants

engineers | scientists | innovators

PT-15

CLIENT Southern Company Services
PROJECT NAME Plant Hammond Well Installation
PROJECT NUMBER GW6581E
PROJECT LOCATION Plant Hammond
DATE STARTED 4/24/24 **COMPLETED** 4/28/24
NORTHING 1548668.35 ft **EASTING** 1940937.45 ft
DRILLER Cascade Drilling
GROUND ELEVATION 591.91 ft **BORING DIAMETER** 4x6 in
DRILLING METHOD Sonic
TOP OF CASING ELEVATION 591.37 ft
SAMPLING METHOD Sonic Core
GEOPHYSICAL CONTRACTOR ---
RIG TYPE Terrasonic Compact Crawler
LOGGED BY T. Kessler **CHECKED BY** C. Hug

DEPTH (ft)	ELEVATION (ft)	REMARKS	GRAPHIC LOG	MATERIAL DESCRIPTION
0	591	Likely fill from 0-2 ft bgs.		SILTY SAND, gray, fine sand, some angular fine to medium gravel, moist.
	590			CLAY, light reddish-brown, trace fine sand and subangular gravel, medium to low plasticity, dark reddish-brown mottling throughout, moist.
5	585			
10	580			From 10 ft: Moist to wet. From 11 ft: Grades to gray.
		Hard drilling with 6-inch override from 13-18 ft bgs.		SANDY CLAY, brown grading to reddish yellow, abundant fine sand, trace subangular medium gravel, trace silt, medium plasticity, trace organic material (roots), moist.
15	575			
20	570			SILTY CLAY, very pale brown, soft, abundant angular medium gravel, abundant fine sand, trace subangular medium sand, low plasticity, wet.
25	565			CLAY, reddish yellow, firm, trace subangular gravel, trace fine sand, medium plasticity, trace pinkish white mottling throughout, moist.
30	560	Easy drilling/less resistance from 31-40 ft bgs.		SILTY SAND, brownish yellow, abundant subangular to angular fine to coarse sand, some angular medium to coarse gravel, wet. From 33.7 ft: Black to 34 feet bgs.
35	555			From 37 ft: Abundant rounded gravel to 37.8 ft bgs.
				SILTY CLAY, yellow, soft, some fine sand, medium to low plasticity, moist.
40	550			SILTY CLAY, yellow grading to gray, soft, trace rounded fine gravel, trace fine sand, medium to low plasticity, moist.
45				

CONSTRUCTION DIAGRAM

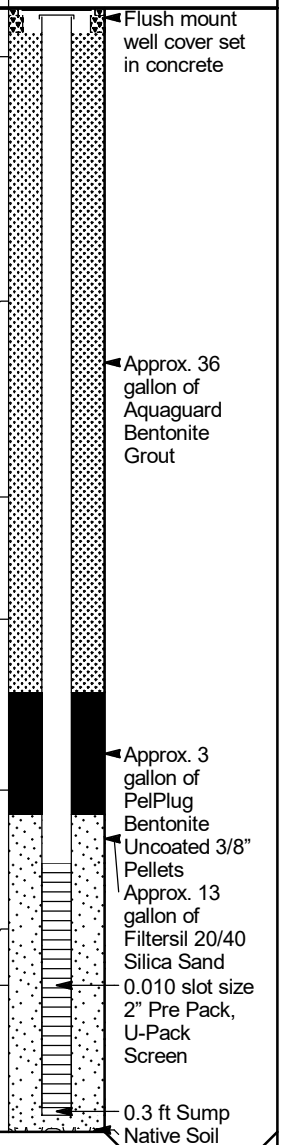

Bottom of borehole at 46.0 feet below ground surface (ft bgs).

APPENDIX C

Well Development and Equipment Calibration Forms

Low-Flow Test Report:

Test Date / Time: 5/10/2024 10:41:35 AM
Project: Plant Hammond
Operator Name: Jamie Newsome

Location Name: AS-01 **Well Diameter: 2 in** **Casing Type: PVC** **Screen Length: 10 ft** **Top of Screen: 29 ft** **Total Depth: 31 ft** **Initial Depth to Water: 11.25 ft**	**Pump Type: Monsoon** **Tubing Type: Polyethylene** **Pump Intake From TOC: 30 ft** **Estimated Total Volume Pumped: 112.5 gal** **Flow Cell Volume: 90 ml** **Final Flow Rate: 2.5 gal/min Final Draw Down: 2.58 ft**	**Instrument Used: Aqua TROLL 400** **Serial Number: 966105**

Test Notes:
Well Development, Purge 1

Weather Conditions:
Cloudy, 75 degrees F.

Low-Flow Readings:

Date Time	Elapsed Time	pH	Temperature	Specific Conductivity	RDO Concentration	Turbidity	ORP	Depth to Water	Flow
		+/- 0.1	+/- 0.5	+/- 3 %	+/- 0.2	+/- 10	+/- 10	+/- 0.3	
5/10/2024 10:41 AM	00:00	7.20 pH	18.52 °C	803.10 µS/cm	0.01 mg/L	877.00 NTU	-37.1 mV	12.75 ft	2.50 gal/min
5/10/2024 10:46 AM	05:00	7.18 pH	18.58 °C	784.96 µS/cm	-0.01 mg/L	108.00 NTU	-57.8 mV	12.75 ft	2.50 gal/min
5/10/2024 10:51 AM	10:00	7.18 pH	18.52 °C	783.98 µS/cm	-0.01 mg/L	91.00 NTU	-30.5 mV	12.75 ft	2.50 gal/min
5/10/2024 10:56 AM	15:00	7.44 pH	19.23 °C	790.32 µS/cm	0.40 mg/L	81.00 NTU	26.9 mV	12.75 ft	2.50 gal/min
5/10/2024 11:01 AM	20:00	7.22 pH	18.52 °C	785.34 µS/cm	-0.01 mg/L	22.10 NTU	-31.3 mV	12.75 ft	2.50 gal/min
5/10/2024 11:06 AM	25:00	7.22 pH	18.52 °C	781.98 µS/cm	-0.01 mg/L	29.10 NTU	-33.7 mV	13.70 ft	2.50 gal/min
5/10/2024 11:11 AM	30:00	7.19 pH	18.55 °C	779.75 µS/cm	-0.02 mg/L	25.90 NTU	-32.5 mV	13.70 ft	2.50 gal/min
5/10/2024 11:16 AM	35:00	7.19 pH	18.56 °C	776.73 µS/cm	-0.02 mg/L	11.48 NTU	-13.2 mV	13.83 ft	2.50 gal/min
5/10/2024 11:21 AM	40:00	7.18 pH	18.57 °C	775.47 µS/cm	-0.02 mg/L	7.48 NTU	-27.9 mV	13.83 ft	2.50 gal/min
5/10/2024 11:26 AM	45:00	7.17 pH	18.56 °C	773.67 µS/cm	-0.02 mg/L	4.99 NTU	-25.7 mV	13.83 ft	2.50 gal/min

Samples

Sample ID:	Description:

Low-Flow Test Report:

Test Date / Time: 5/10/2024 11:36:06 AM
Project: Plant Hammond
Operator Name: Jamie Newsome

Location Name: AS-01 **Well Diameter: 2 in** **Casing Type: PVC** **Screen Length: 10 ft** **Top of Screen: 29 ft** **Total Depth: 31 ft** **Initial Depth to Water: 11.25 ft**	**Pump Type: Monsoon** **Tubing Type: Polyethylene** **Pump Intake From TOC: 30 ft** **Estimated Total Volume Pumped: 25 liter** **Flow Cell Volume: 90 ml** **Final Flow Rate: 250 ml/min** **Final Draw Down: 0.00 ft**	**Instrument Used: Aqua TROLL 400** **Serial Number: 966105**

Test Notes:
Well Development, Purge 2

Weather Conditions:
Sunny, 80 degrees F.

Low-Flow Readings:

Date Time	Elapsed Time	pH	Temperature	Specific Conductivity	RDO Concentration	Turbidity	ORP	Depth to Water	Flow
		+/- 0.1	+/- 0.5	+/- 3 %	+/- 0.2	+/- 10	+/- 10	+/- 0.3	
5/10/2024 11:36 AM	00:00	7.21 pH	19.99 °C	785.76 µS/cm	0.00 mg/L	10.84 NTU	-14.8 mV	11.25 ft	250.00 ml/min
5/10/2024 11:41 AM	05:00	7.24 pH	20.09 °C	781.31 µS/cm	0.01 mg/L	16.10 NTU	-9.5 mV	11.25 ft	250.00 ml/min
5/10/2024 11:46 AM	10:00	7.27 pH	19.95 °C	786.57 µS/cm	0.01 mg/L	23.20 NTU	-16.3 mV	11.25 ft	250.00 ml/min
5/10/2024 11:51 AM	15:00	7.29 pH	20.07 °C	791.85 µS/cm	0.01 mg/L	29.40 NTU	-8.1 mV	11.25 ft	250.00 ml/min
5/10/2024 11:56 AM	20:00	7.30 pH	20.26 °C	795.51 µS/cm	0.02 mg/L	32.90 NTU	6.3 mV	11.25 ft	250.00 ml/min
5/10/2024 12:01 PM	25:00	7.30 pH	19.97 °C	795.45 µS/cm	0.01 mg/L	29.50 NTU	4.7 mV	11.25 ft	250.00 ml/min
5/10/2024 12:06 PM	30:00	7.31 pH	20.11 °C	796.56 µS/cm	0.01 mg/L	27.20 NTU	9.4 mV	11.25 ft	250.00 ml/min
5/10/2024 12:11 PM	35:00	7.31 pH	20.04 °C	794.22 µS/cm	0.01 mg/L	24.50 NTU	13.7 mV	11.25 ft	250.00 ml/min
5/10/2024 12:16 PM	40:00	7.32 pH	19.97 °C	793.30 µS/cm	0.01 mg/L	17.70 NTU	16.8 mV	11.25 ft	250.00 ml/min
5/10/2024 12:21 PM	45:00	7.31 pH	20.16 °C	796.76 µS/cm	0.01 mg/L	14.10 NTU	18.8 mV	11.25 ft	250.00 ml/min
5/10/2024 12:26 PM	50:00	7.32 pH	19.72 °C	793.65 µS/cm	0.01 mg/L	15.66 NTU	20.6 mV	11.25 ft	250.00 ml/min
5/10/2024 12:31 PM	55:00	7.32 pH	19.32 °C	795.79 µS/cm	0.02 mg/L	11.30 NTU	20.8 mV	11.25 ft	250.00 ml/min
5/10/2024 12:36 PM	01:00:00	7.31 pH	19.70 °C	799.18 µS/cm	0.02 mg/L	10.54 NTU	20.5 mV	11.25 ft	250.00 ml/min

5/10/2024 12:41 PM	01:05:00	7.31 pH	19.90 °C	798.44 µS/cm	0.02 mg/L	8.90 NTU	20.6 mV	11.25 ft	250.00 ml/min
5/10/2024 12:46 PM	01:10:00	7.31 pH	20.07 °C	797.58 µS/cm	0.02 mg/L	6.96 NTU	21.2 mV	11.25 ft	250.00 ml/min
5/10/2024 12:51 PM	01:15:00	7.32 pH	19.41 °C	796.94 µS/cm	0.01 mg/L	7.96 NTU	21.9 mV	11.25 ft	250.00 ml/min
5/10/2024 12:56 PM	01:20:00	7.32 pH	19.96 °C	795.55 µS/cm	0.01 mg/L	6.71 NTU	21.9 mV	11.25 ft	250.00 ml/min
5/10/2024 1:01 PM	01:25:00	7.31 pH	19.43 °C	798.81 µS/cm	0.01 mg/L	5.89 NTU	22.3 mV	11.25 ft	250.00 ml/min
5/10/2024 1:06 PM	01:30:00	7.32 pH	19.67 °C	797.87 µS/cm	0.02 mg/L	5.41 NTU	22.2 mV	11.25 ft	250.00 ml/min
5/10/2024 1:11 PM	01:35:00	7.31 pH	19.99 °C	798.78 µS/cm	0.01 mg/L	5.39 NTU	22.3 mV	11.25 ft	250.00 ml/min
5/10/2024 1:16 PM	01:40:00	7.32 pH	19.53 °C	796.14 µS/cm	0.01 mg/L		23.4 mV	11.25 ft	250.00 ml/min

Samples

Sample ID:	Description:

Created using VuSitu from In-Situ, Inc.

Low-Flow Test Report:

Test Date / Time: 5/13/2024 1:53:35 PM
Project: Plant Hammond
Operator Name: Jamie Newsome

Location Name: AS-02 **Well Diameter: 2 in** **Casing Type: PVC** **Screen Length: 2 ft** **Top of Screen: 32 ft** **Total Depth: 34 ft** **Initial Depth to Water: 11.00 ft**	**Pump Type: Monsoon** **Tubing Type: Polyethylene** **Pump Intake From TOC: 33 ft** **Estimated Total Volume Pumped: 90 gal** **Flow Cell Volume: 90 ml** **Final Flow Rate: 2 gal/min** **Final Draw Down: 0.40 ft**	**Instrument Used: Aqua TROLL 400** **Serial Number: 966105**

Test Notes:
Well Development, Purge 1

Weather Conditions:
Cloudy, 60 degrees F.

Low-Flow Readings:

Date Time	Elapsed Time	pH	Temperature	Specific Conductivity	RDO Concentration	Turbidity	ORP	Depth to Water	Flow
		+/- 0.1	+/- 0.5	+/- 3 %	+/- 0.2	+/- 10	+/- 10	+/- 0.3	
5/13/2024 1:53 PM	00:00	7.16 pH	18.24 °C	688.19 µS/cm	0.02 mg/L	2,086.0 NTU	10.6 mV	11.32 ft	2.00 gal/min
5/13/2024 1:58 PM	05:00	7.13 pH	18.17 °C	683.36 µS/cm	-0.00 mg/L	61.00 NTU	9.5 mV	11.32 ft	2.00 gal/min
5/13/2024 2:03 PM	10:00	7.13 pH	18.08 °C	684.83 µS/cm	-0.01 mg/L	38.80 NTU	9.0 mV	11.35 ft	2.00 gal/min
5/13/2024 2:08 PM	15:00	7.12 pH	18.10 °C	684.54 µS/cm	-0.01 mg/L	85.00 NTU	8.7 mV	11.35 ft	2.00 gal/min
5/13/2024 2:13 PM	20:00	7.12 pH	18.11 °C	686.84 µS/cm	-0.01 mg/L	45.00 NTU	11.9 mV	11.35 ft	2.00 gal/min
5/13/2024 2:18 PM	25:00	7.11 pH	18.12 °C	686.59 µS/cm	-0.02 mg/L	18.10 NTU	12.8 mV	11.35 ft	2.00 gal/min
5/13/2024 2:23 PM	30:00	7.11 pH	18.11 °C	684.15 µS/cm	-0.02 mg/L	11.60 NTU	12.6 mV	11.35 ft	2.00 gal/min
5/13/2024 2:28 PM	35:00	7.11 pH	18.11 °C	684.87 µS/cm	-0.02 mg/L	9.41 NTU	13.1 mV	11.40 ft	2.00 gal/min
5/13/2024 2:33 PM	40:00	7.11 pH	18.11 °C	686.55 µS/cm	-0.02 mg/L	6.71 NTU	13.2 mV	11.40 ft	2.00 gal/min
5/13/2024 2:38 PM	45:00	7.11 pH	18.10 °C	684.20 µS/cm	-0.02 mg/L	4.22 NTU	12.9 mV	11.40 ft	2.00 gal/min

Samples

Sample ID:	Description:

Low-Flow Test Report:

Test Date / Time: 5/13/2024 2:54:11 PM
Project: Plant Hammond
Operator Name: Jamie Newsome

Location Name: AS-02 **Well Diameter: 2 in** **Casing Type: PVC** **Screen Length: 2 ft** **Top of Screen: 32 ft** **Total Depth: 34 ft** **Initial Depth to Water: 11.11 ft**	**Pump Type: Monsoon** **Tubing Type: Polyethylene** **Pump Intake From TOC: 33 ft** **Estimated Total Volume Pumped: 21.25 liter** **Flow Cell Volume: 90 ml** **Final Flow Rate: 250 ml/min** **Final Draw Down: 0.04 ft**	**Instrument Used: Aqua TROLL 400** **Serial Number: 966105**

Test Notes:
Well Development, Purge 2

Weather Conditions:
Cloudy, 60 degrees F.

Low-Flow Readings:

Date Time	Elapsed Time	pH	Temperature	Specific Conductivity	RDO Concentration	Turbidity	ORP	Depth to Water	Flow
		+/- 0.1	+/- 0.5	+/- 3 %	+/- 0.2	+/- 10	+/- 10	+/- 0.3	
5/13/2024 2:54 PM	00:00	7.09 pH	18.78 °C	683.25 µS/cm	0.02 mg/L	4.47 NTU	0.4 mV	11.11 ft	250.00 ml/min
5/13/2024 2:59 PM	05:00	7.08 pH	18.83 °C	686.16 µS/cm	0.02 mg/L	11.80 NTU	-0.2 mV	11.11 ft	250.00 ml/min
5/13/2024 3:04 PM	10:00	7.07 pH	18.84 °C	684.77 µS/cm	0.03 mg/L	10.80 NTU	-0.4 mV	11.11 ft	250.00 ml/min
5/13/2024 3:09 PM	15:00	7.06 pH	18.79 °C	685.11 µS/cm	0.03 mg/L	13.37 NTU	-6.1 mV	11.11 ft	250.00 ml/min
5/13/2024 3:14 PM	20:00	7.06 pH	18.75 °C	685.82 µS/cm	0.03 mg/L	13.17 NTU	-4.6 mV	11.11 ft	250.00 ml/min
5/13/2024 3:19 PM	25:00	7.05 pH	18.72 °C	686.30 µS/cm	0.03 mg/L	11.00 NTU	-2.7 mV	11.11 ft	250.00 ml/min
5/13/2024 3:24 PM	30:00	7.05 pH	18.74 °C	686.60 µS/cm	0.04 mg/L	15.34 NTU	-0.9 mV	11.11 ft	250.00 ml/min
5/13/2024 3:29 PM	35:00	7.05 pH	18.74 °C	687.19 µS/cm	0.04 mg/L	13.25 NTU	0.7 mV	11.11 ft	250.00 ml/min
5/13/2024 3:34 PM	40:00	7.05 pH	18.79 °C	687.44 µS/cm	0.04 mg/L	11.65 NTU	1.9 mV	11.11 ft	250.00 ml/min
5/13/2024 3:39 PM	45:00	7.04 pH	18.79 °C	687.50 µS/cm	0.04 mg/L	11.08 NTU	2.7 mV	11.11 ft	250.00 ml/min
5/13/2024 3:44 PM	50:00	7.04 pH	18.79 °C	687.98 µS/cm	0.05 mg/L	11.35 NTU	3.5 mV	11.15 ft	250.00 ml/min
5/13/2024 3:49 PM	55:00	7.05 pH	18.81 °C	688.57 µS/cm	0.04 mg/L	10.49 NTU	7.5 mV	11.15 ft	250.00 ml/min
5/13/2024 3:54 PM	01:00:00	7.05 pH	18.88 °C	688.11 µS/cm	0.04 mg/L	9.80 NTU	4.5 mV	11.15 ft	250.00 ml/min

5/13/2024 3:59 PM	01:05:00	7.06 pH	18.94 °C	688.53 µS/cm	0.04 mg/L	8.79 NTU	5.1 mV	11.15 ft	250.00 ml/min
5/13/2024 4:04 PM	01:10:00	7.06 pH	19.01 °C	688.26 µS/cm	0.04 mg/L	8.07 NTU	8.6 mV	11.15 ft	250.00 ml/min
5/13/2024 4:09 PM	01:15:00	7.06 pH	19.05 °C	688.40 µS/cm	0.04 mg/L	7.97 NTU	6.6 mV	11.15 ft	250.00 ml/min
5/13/2024 4:14 PM	01:20:00	7.06 pH	19.14 °C	688.63 µS/cm	0.04 mg/L	5.43 NTU	6.9 mV	11.15 ft	250.00 ml/min
5/13/2024 4:19 PM	01:25:00	7.06 pH	19.23 °C	688.61 µS/cm	0.04 mg/L	4.94 NTU	7.1 mV	11.15 ft	250.00 ml/min

Samples

Sample ID:	Description:

Created using VuSitu from In-Situ, Inc.

Low-Flow Test Report:

Test Date / Time: 4/30/2024 1:08:29 PM
Project: Plant Hammond
Operator Name: Elisabeth Russell

Location Name: AS-03 **Well Diameter: 2 in** **Casing Type: PVC** **Screen Length: 10 ft** **Top of Screen: 34.95 ft** **Total Depth: 44.95 ft** **Initial Depth to Water: 25.28 ft**	**Pump Type: Monsoon** **Tubing Type: Polyethylene** **Pump Intake From TOC: 43 ft** **Estimated Total Volume Pumped: 490 liter** **Flow Cell Volume: 90 ml** **Final Flow Rate: 5000 ml/min** **Final Draw Down: 2.12 ft**	**Instrument Used: Aqua TROLL 400** **Serial Number: 883546**

Test Notes:
Well Development

Low-Flow Readings:

Date Time	Elapsed Time	pH	Temperature	Specific Conductivity	RDO Concentration	Turbidity	ORP	Depth to Water	Flow
		+/- 0.1	+/- 0.5	+/- 5 %	+/- 0.2	+/- 5	+/- 10	+/- 0.5	
4/30/2024 1:08 PM	00:00	6.90 pH	25.15 °C	730.98 µS/cm	-0.03 mg/L	107.00 NTU	4.0 mV	27.08 ft	5,000.0 ml/min
4/30/2024 1:14 PM	06:06	6.88 pH	24.18 °C	783.00 µS/cm	-0.05 mg/L	105.10 NTU	1.4 mV	27.30 ft	5,000.0 ml/min
4/30/2024 1:19 PM	11:06	6.88 pH	22.64 °C	812.64 µS/cm	-0.06 mg/L	77.30 NTU	2.3 mV	27.50 ft	5,000.0 ml/min
4/30/2024 1:24 PM	16:06	6.88 pH	22.54 °C	820.73 µS/cm	-0.06 mg/L	50.00 NTU	3.8 mV	27.58 ft	5,000.0 ml/min
4/30/2024 1:29 PM	21:06	6.88 pH	22.28 °C	829.41 µS/cm	-0.06 mg/L	34.60 NTU	5.2 mV	27.62 ft	5,000.0 ml/min
4/30/2024 1:34 PM	26:06	6.87 pH	22.13 °C	835.25 µS/cm	0.03 mg/L	73.90 NTU	32.7 mV	27.50 ft	5,000.0 ml/min
4/30/2024 1:39 PM	31:06	6.88 pH	21.97 °C	840.38 µS/cm	-0.06 mg/L	18.80 NTU	6.7 mV	27.55 ft	5,000.0 ml/min
4/30/2024 1:44 PM	36:06	6.88 pH	21.79 °C	844.30 µS/cm	0.58 mg/L	39.70 NTU	5.5 mV	27.57 ft	5,000.0 ml/min
4/30/2024 1:49 PM	41:06	6.87 pH	21.75 °C	847.97 µS/cm	-0.06 mg/L	33.80 NTU	8.2 mV	27.60 ft	5,000.0 ml/min
4/30/2024 1:54 PM	46:06	6.87 pH	21.61 °C	849.37 µS/cm	-0.05 mg/L	14.40 NTU	8.1 mV	27.62 ft	5,000.0 ml/min
4/30/2024 1:59 PM	51:06	6.87 pH	21.73 °C	850.76 µS/cm	-0.05 mg/L	78.60 NTU	8.8 mV	27.63 ft	5,000.0 ml/min
4/30/2024 2:04 PM	56:06	6.87 pH	21.67 °C	851.17 µS/cm	-0.06 mg/L	19.50 NTU	10.5 mV	27.64 ft	5,000.0 ml/min
4/30/2024 2:09 PM	01:01:06	6.87 pH	21.71 °C	852.86 µS/cm	-0.07 mg/L	13.30 NTU	11.0 mV	27.65 ft	5,000.0 ml/min
4/30/2024 2:14 PM	01:06:06	6.88 pH	21.83 °C	851.85 µS/cm	0.01 mg/L	18.30 NTU	9.9 mV	27.66 ft	5,000.0 ml/min
4/30/2024 2:19 PM	01:11:06	6.87 pH	21.68 °C	856.52 µS/cm	-0.07 mg/L	16.70 NTU	12.1 mV	27.60 ft	5,000.0 ml/min

4/30/2024 2:24 PM	01:16:06	6.87 pH	21.70 °C	856.98 µS/cm	-0.07 mg/L	13.40 NTU	12.5 mV	27.40 ft	5,000.0 ml/min
4/30/2024 2:29 PM	01:21:06	6.87 pH	21.64 °C	856.30 µS/cm	-0.07 mg/L	7.11 NTU	12.7 mV	27.40 ft	5,000.0 ml/min
4/30/2024 2:34 PM	01:26:06	6.88 pH	21.68 °C	856.80 µS/cm	-0.07 mg/L	6.12 NTU	13.3 mV	27.40 ft	5,000.0 ml/min
4/30/2024 2:39 PM	01:31:06	6.88 pH	21.67 °C	857.41 µS/cm	-0.07 mg/L	4.74 NTU	13.5 mV	27.40 ft	5,000.0 ml/min

Samples

Sample ID:	Description:

Created using VuSitu from In-Situ, Inc.

Low-Flow Test Report:

Test Date / Time: 4/30/2024 10:41:40 AM
Project: Plant Hammond
Operator Name: Zain W.

Location Name: AS-04 **Well Diameter: 2 in** **Casing Type: PVC** **Screen Length: 10 ft** **Top of Screen: 38.5 ft** **Total Depth: 48.5 ft** **Initial Depth to Water: 25.87 ft**	**Pump Type: Monsoon** **Tubing Type: Polyethylene** **Pump Intake From TOC: 43.5 ft** **Estimated Total Volume Pumped: 96 liter** **Flow Cell Volume: 90 ml** **Final Flow Rate: 8000 ml/min** **Final Draw Down: 0.91 ft**	**Instrument Used: Aqua TROLL 400** **Serial Number: 966105**

Test Notes:
Well Development

Weather Conditions:
Rain, 65 degrees F.

Low-Flow Readings:

Date Time	Elapsed Time	pH	Temperature	Specific Conductivity	RDO Concentration	Turbidity	ORP	Depth to Water	Flow
		+/- 0.1	+/- 0.5	+/- 5 %	+/- 0.2	+/- 5	+/- 10	+/- 0.3	
4/30/2024 10:41 AM	00:00	7.78 pH	18.46 °C	3.57 µS/cm	8.76 mg/L	++++	87.2 mV	25.87 ft	8,000.0 ml/min
4/30/2024 10:46 AM	05:00	7.89 pH	18.30 °C	2.86 µS/cm	9.13 mg/L	++++	72.9 mV	25.87 ft	8,000.0 ml/min
4/30/2024 10:51 AM	10:00	7.13 pH	18.66 °C	677.09 µS/cm	0.07 mg/L	++++	48.0 mV	25.87 ft	8,000.0 ml/min
4/30/2024 10:56 AM	15:00	7.18 pH	18.65 °C	570.07 µS/cm	0.51 mg/L	++++	-36.9 mV	25.87 ft	8,000.0 ml/min
4/30/2024 11:01 AM	20:00	6.93 pH	18.56 °C	704.43 µS/cm	0.00 mg/L	870.00 NTU	-60.6 mV	25.87 ft	8,000.0 ml/min
4/30/2024 11:06 AM	25:00	6.99 pH	18.54 °C	621.54 µS/cm	1.96 mg/L	++++	-54.3 mV	25.87 ft	8,000.0 ml/min
4/30/2024 11:11 AM	30:00	6.92 pH	18.51 °C	706.93 µS/cm	-0.00 mg/L	++++	-71.8 mV	25.87 ft	8,000.0 ml/min
4/30/2024 11:16 AM	35:00	6.91 pH	18.51 °C	710.60 µS/cm	-0.01 mg/L	986.00 NTU	-54.2 mV	25.87 ft	8,000.0 ml/min
4/30/2024 11:21 AM	40:00	6.90 pH	18.52 °C	712.85 µS/cm	-0.01 mg/L	46.80 NTU	-79.4 mV	25.87 ft	8,000.0 ml/min
4/30/2024 11:26 AM	45:00	6.88 pH	18.52 °C	713.89 µS/cm	-0.01 mg/L	13.50 NTU	-57.7 mV	25.87 ft	8,000.0 ml/min
4/30/2024 11:31 AM	50:00	6.87 pH	18.52 °C	714.20 µS/cm	-0.01 mg/L	12.90 NTU	-81.1 mV	25.87 ft	8,000.0 ml/min
4/30/2024 11:36 AM	55:00	6.85 pH	18.52 °C	714.25 µS/cm	-0.01 mg/L	12.10 NTU	-81.8 mV	25.87 ft	8,000.0 ml/min
4/30/2024 11:41 AM	01:00:00	6.82 pH	18.52 °C	713.14 µS/cm	-0.01 mg/L	--	-58.2 mV	25.87 ft	8,000.0 ml/min

4/30/2024 11:46 AM	01:05:00	6.80 pH	18.52 °C	713.07 µS/cm	-0.01 mg/L	--	-80.0 mV	25.87 ft	8,000.0 ml/min
4/30/2024 11:51 AM	01:10:00	6.77 pH	18.54 °C	712.62 µS/cm	-0.01 mg/L	11.00 NTU	-62.8 mV	27.34 ft	8,000.0 ml/min
4/30/2024 11:56 AM	01:15:00	6.76 pH	18.55 °C	714.46 µS/cm	-0.01 mg/L	--	-50.7 mV	27.34 ft	8,000.0 ml/min
4/30/2024 12:01 PM	01:20:00	6.75 pH	18.52 °C	715.77 µS/cm	-0.01 mg/L	12.40 NTU	-72.6 mV	27.34 ft	8,000.0 ml/min
4/30/2024 12:06 PM	01:25:00	6.89 pH	18.84 °C	717.14 µS/cm	-0.01 mg/L	83.30 NTU	-57.2 mV	27.34 ft	8,000.0 ml/min
4/30/2024 12:11 PM	01:30:00	6.97 pH	19.18 °C	716.28 µS/cm	-0.01 mg/L	61.30 NTU	-84.9 mV	26.56 ft	8,000.0 ml/min
4/30/2024 12:16 PM	01:35:00	6.96 pH	19.17 °C	712.07 µS/cm	-0.01 mg/L	16.60 NTU	-83.8 mV	26.56 ft	8,000.0 ml/min
4/30/2024 12:21 PM	01:40:00	6.96 pH	19.27 °C	709.42 µS/cm	-0.01 mg/L	16.40 NTU	-84.9 mV	26.56 ft	8,000.0 ml/min
4/30/2024 12:26 PM	01:45:00	6.95 pH	19.93 °C	716.72 µS/cm	0.00 mg/L	35.20 NTU	-88.9 mV	26.56 ft	8,000.0 ml/min
4/30/2024 12:31 PM	01:50:00	6.96 pH	18.83 °C	703.66 µS/cm	-0.01 mg/L	12.98 NTU	-86.2 mV	26.56 ft	8,000.0 ml/min
4/30/2024 12:36 PM	01:55:00	6.96 pH	18.85 °C	702.93 µS/cm	-0.01 mg/L	8.91 NTU	-88.6 mV	26.56 ft	8,000.0 ml/min
4/30/2024 12:41 PM	02:00:00	6.96 pH	18.74 °C	701.17 µS/cm	-0.01 mg/L	3.40 NTU	-64.8 mV	26.78 ft	8,000.0 ml/min

Samples

Sample ID:	Description:

Low-Flow Test Report:

Test Date / Time: 5/13/2024 10:03:08 AM
Project: Plant Hammond
Operator Name: Jamie Newsome

Location Name: INW-03 **Well Diameter: 2 in** **Casing Type: PVC** **Screen Length: 2 ft** **Top of Screen: 17 ft** **Total Depth: 27 ft** **Initial Depth to Water: 11.15 ft**	**Pump Type: Monsoon** **Tubing Type: Polyethylene** **Pump Intake From TOC: 22 ft** **Estimated Total Volume Pumped: 120 gal** **Flow Cell Volume: 90 ml** **Final Flow Rate: 2 gal/min** **Final Draw Down: 0.55 ft**	**Instrument Used: Aqua TROLL 400** **Serial Number: 966105**

Test Notes:
Well Development, Purge 1

Weather Conditions:
Light rain, 60 degrees F.

Low-Flow Readings:

Date Time	Elapsed Time	pH	Temperature	Specific Conductivity	RDO Concentration	Turbidity	ORP	Depth to Water	Flow
		+/- 0.1	+/- 0.5	+/- 3 %	+/- 0.2	+/- 10	+/- 10	+/- 0.3	
5/13/2024 10:03 AM	00:00	7.62 pH	18.08 °C	745.76 µS/cm	0.03 mg/L	263.00 NTU	20.6 mV	11.65 ft	2.00 gal/min
5/13/2024 10:08 AM	05:00	7.58 pH	18.07 °C	717.23 µS/cm	0.01 mg/L	135.00 NTU	21.3 mV	11.65 ft	2.00 gal/min
5/13/2024 10:13 AM	10:00	7.55 pH	18.08 °C	715.83 µS/cm	-0.00 mg/L	41.30 NTU	10.1 mV	11.65 ft	2.00 gal/min
5/13/2024 10:18 AM	15:00	7.71 pH	18.07 °C	713.84 µS/cm	-0.01 mg/L	73.30 NTU	-6.0 mV	11.65 ft	2.00 gal/min
5/13/2024 10:23 AM	20:00	7.58 pH	18.07 °C	711.66 µS/cm	-0.01 mg/L	65.50 NTU	1.7 mV	11.65 ft	2.00 gal/min
5/13/2024 10:28 AM	25:00	7.57 pH	18.06 °C	712.92 µS/cm	-0.01 mg/L	19.70 NTU	-16.2 mV	11.70 ft	2.00 gal/min
5/13/2024 10:33 AM	30:00	7.58 pH	18.04 °C	711.15 µS/cm	-0.01 mg/L	15.00 NTU	-10.4 mV	11.70 ft	2.00 gal/min
5/13/2024 10:38 AM	35:00	7.59 pH	18.06 °C	713.24 µS/cm	-0.01 mg/L	12.00 NTU	-24.6 mV	11.70 ft	2.00 gal/min
5/13/2024 10:43 AM	40:00	7.59 pH	18.05 °C	713.65 µS/cm	-0.02 mg/L	10.94 NTU	-25.5 mV	11.70 ft	2.00 gal/min
5/13/2024 10:48 AM	45:00	7.59 pH	18.05 °C	712.34 µS/cm	-0.02 mg/L	8.49 NTU	-13.0 mV	11.70 ft	2.00 gal/min
5/13/2024 10:53 AM	50:00	7.59 pH	18.05 °C	710.78 µS/cm	-0.02 mg/L	7.61 NTU	-12.4 mV	11.70 ft	2.00 gal/min
5/13/2024 10:58 AM	55:00	7.58 pH	18.05 °C	711.66 µS/cm	-0.02 mg/L	6.09 NTU	-11.9 mV	11.70 ft	2.00 gal/min
5/13/2024 11:03 AM	01:00:00	7.59 pH	18.04 °C	712.48 µS/cm	-0.02 mg/L	4.89 NTU	-12.0 mV	11.70 ft	2.00 gal/min

Samples

Sample ID:	Description:

Low-Flow Test Report:

Test Date / Time: 5/13/2024 11:35:20 AM
Project: Plant Hammond
Operator Name: Jamie Newsome

Location Name: INW-03 **Well Diameter: 2 in** **Casing Type: PVC** **Screen Length: 2 ft** **Top of Screen: 17 ft** **Total Depth: 27 ft** **Initial Depth to Water: 11.35 ft**	**Pump Type: Monsoon** **Tubing Type: Polyethylene** **Pump Intake From TOC: 22 ft** **Estimated Total Volume Pumped: 13.75 liter** **Flow Cell Volume: 90 ml** **Final Flow Rate: 250 ml/min Final Draw Down: 0.00 ft**	**Instrument Used: Aqua TROLL 400** **Serial Number: 966105**

Test Notes:
Well Development, Purge 2

Weather Conditions:
Light rain, 60 degrees F.

Low-Flow Readings:

Date Time	Elapsed Time	pH	Temperature	Specific Conductivity	RDO Concentration	Turbidity	ORP	Depth to Water	Flow
		+/- 0.1	+/- 0.5	+/- 3 %	+/- 0.2	+/- 10	+/- 10	+/- 0.3	
5/13/2024 11:35 AM	00:00	7.39 pH	17.81 °C	736.68 µS/cm	0.04 mg/L	2.62 NTU	-18.6 mV	11.35 ft	250.00 ml/min
5/13/2024 11:40 AM	05:00	7.37 pH	17.85 °C	747.14 µS/cm	0.04 mg/L	4.66 NTU	-15.8 mV	11.35 ft	250.00 ml/min
5/13/2024 11:45 AM	10:00	7.37 pH	18.01 °C	751.85 µS/cm	0.03 mg/L	4.46 NTU	-27.4 mV	11.35 ft	250.00 ml/min
5/13/2024 11:50 AM	15:00	7.38 pH	18.16 °C	750.05 µS/cm	0.03 mg/L	6.02 NTU	-13.5 mV	11.35 ft	250.00 ml/min
5/13/2024 11:55 AM	20:00	7.38 pH	18.25 °C	751.39 µS/cm	0.03 mg/L	5.80 NTU	-22.8 mV	11.35 ft	250.00 ml/min
5/13/2024 12:00 PM	25:00	7.39 pH	18.43 °C	751.31 µS/cm	0.03 mg/L	5.69 NTU	-10.3 mV	11.35 ft	250.00 ml/min
5/13/2024 12:05 PM	30:00	7.39 pH	18.38 °C	752.63 µS/cm	0.03 mg/L	6.01 NTU	-19.7 mV	11.35 ft	250.00 ml/min
5/13/2024 12:10 PM	35:00	7.39 pH	18.39 °C	753.05 µS/cm	0.03 mg/L	5.59 NTU	-8.6 mV	11.35 ft	250.00 ml/min
5/13/2024 12:15 PM	40:00	7.40 pH	18.59 °C	754.17 µS/cm	0.03 mg/L	5.43 NTU	-18.5 mV	11.35 ft	250.00 ml/min
5/13/2024 12:20 PM	45:00	7.40 pH	18.73 °C	753.36 µS/cm	0.03 mg/L	5.19 NTU	-18.6 mV	11.35 ft	250.00 ml/min
5/13/2024 12:25 PM	50:00	7.40 pH	18.77 °C	754.03 µS/cm	0.04 mg/L	4.60 NTU	-17.8 mV	11.35 ft	250.00 ml/min

Samples

Sample ID:	Description:

Low-Flow Test Report:

Test Date / Time: 4/30/2024 3:55:27 PM
Project: Plant Hammond
Operator Name: Elisabeth Russell

Location Name: INW-04 **Well Diameter: 2 in** **Casing Type: PVC** **Screen Length: 10 ft** **Top of Screen: 34.95 ft** **Total Depth: 44.95 ft** **Initial Depth to Water: 25.28 ft**	**Pump Type: Monsoon** **Tubing Type: Polyethylene** **Pump Intake From TOC: 43 ft** **Estimated Total Volume Pumped: 1135 liter** **Flow Cell Volume: 90 ml** **Final Flow Rate: 8000 ml/min** **Final Draw Down: 1.71 ft**	**Instrument Used: Aqua TROLL 400** **Serial Number: 883546**

Test Notes:
Well Development

Low-Flow Readings:

Date Time	Elapsed Time	pH	Temperature	Specific Conductivity	RDO Concentration	Turbidity	ORP	Depth to Water	Flow
		+/- 0.1	+/- 0.5	+/- 5 %	+/- 0.2	+/- 5	+/- 10	+/- 0.5	
4/30/2024 3:55 PM	00:00	6.92 pH	24.47 °C	694.89 µS/cm	0.86 mg/L	1,750.0 NTU	10.8 mV	36.60 ft	10,000.0 ml/min
4/30/2024 4:00 PM	05:00	6.91 pH	22.93 °C	726.77 µS/cm	1.33 mg/L	161.00 NTU	5.7 mV	36.60 ft	10,000.0 ml/min
4/30/2024 4:04 PM	08:46	6.89 pH	23.33 °C	724.28 µS/cm	1.42 mg/L	125.00 NTU	7.9 mV	36.60 ft	10,000.0 ml/min
4/30/2024 4:09 PM	13:48	6.88 pH	22.57 °C	736.51 µS/cm	1.45 mg/L	84.00 NTU	7.5 mV	36.60 ft	10,000.0 ml/min
4/30/2024 4:11 PM	16:05	6.88 pH	22.24 °C	742.59 µS/cm	1.46 mg/L	80.20 NTU	7.1 mV	36.60 ft	10,000.0 ml/min
4/30/2024 4:16 PM	21:05	6.88 pH	21.35 °C	757.06 µS/cm	1.39 mg/L	79.50 NTU	5.7 mV	36.60 ft	10,000.0 ml/min
4/30/2024 4:21 PM	26:05	6.87 pH	21.13 °C	760.89 µS/cm	1.37 mg/L	119.00 NTU	5.7 mV	36.60 ft	8,000.0 ml/min
4/30/2024 4:26 PM	31:05	6.86 pH	21.11 °C	766.29 µS/cm	1.51 mg/L	2,272.0 NTU	15.8 mV	36.60 ft	8,000.0 ml/min
4/30/2024 4:31 PM	36:05	6.84 pH	21.12 °C	765.68 µS/cm	1.65 mg/L	1,290.0 NTU	19.4 mV	36.60 ft	8,000.0 ml/min
4/30/2024 4:33 PM	38:01	6.84 pH	21.42 °C	761.81 µS/cm	1.70 mg/L	172.00 NTU	19.0 mV	36.60 ft	8,000.0 ml/min
4/30/2024 4:38 PM	43:01	6.84 pH	21.26 °C	764.96 µS/cm	1.62 mg/L	37.00 NTU	18.0 mV	36.60 ft	8,000.0 ml/min
4/30/2024 4:43 PM	48:01	6.84 pH	21.17 °C	770.33 µS/cm	1.53 mg/L	92.00 NTU	18.3 mV	36.60 ft	8,000.0 ml/min
4/30/2024 4:45 PM	50:03	6.83 pH	21.35 °C	766.06 µS/cm	1.56 mg/L	77.00 NTU	18.1 mV	36.60 ft	8,000.0 ml/min
4/30/2024 4:50 PM	55:03	6.84 pH	21.19 °C	770.20 µS/cm	1.19 mg/L	49.30 NTU	20.1 mV	36.60 ft	8,000.0 ml/min
4/30/2024 4:53 PM	58:27	6.84 pH	21.21 °C	769.86 µS/cm	1.20 mg/L	43.00 NTU	13.8 mV	36.60 ft	8,000.0 ml/min

4/30/2024 4:58 PM	01:03:27	6.83 pH	20.92 °C	779.12 µS/cm	1.66 mg/L	38.90 NTU	15.7 mV	36.60 ft	8,000.0 ml/min
4/30/2024 5:03 PM	01:08:27	6.83 pH	20.97 °C	776.99 µS/cm	1.57 mg/L	23.60 NTU	16.1 mV	36.60 ft	8,000.0 ml/min
4/30/2024 5:08 PM	01:13:27	6.84 pH	20.91 °C	774.36 µS/cm	1.29 mg/L	84.10 NTU	16.3 mV	36.60 ft	8,000.0 ml/min
4/30/2024 5:13 PM	01:18:08	6.83 pH	21.22 °C	770.38 µS/cm	1.36 mg/L	10.84 NTU	18.2 mV	36.60 ft	8,000.0 ml/min
4/30/2024 5:18 PM	01:23:08	6.84 pH	21.07 °C	791.57 µS/cm	1.28 mg/L	76.00 NTU	35.1 mV	36.60 ft	8,000.0 ml/min
4/30/2024 5:23 PM	01:28:08	6.84 pH	21.14 °C	774.63 µS/cm	1.35 mg/L	37.60 NTU	9.7 mV	36.60 ft	8,000.0 ml/min
4/30/2024 5:28 PM	01:33:08	6.83 pH	21.15 °C	772.90 µS/cm	1.28 mg/L	18.00 NTU	9.9 mV	36.60 ft	8,000.0 ml/min
4/30/2024 5:33 PM	01:38:08	6.84 pH	21.01 °C	776.07 µS/cm	1.32 mg/L	15.00 NTU	23.8 mV	36.60 ft	8,000.0 ml/min
4/30/2024 5:38 PM	01:43:08	6.84 pH	20.75 °C	788.36 µS/cm	1.43 mg/L	14.90 NTU	11.6 mV	36.60 ft	8,000.0 ml/min
4/30/2024 5:43 PM	01:48:08	6.83 pH	20.68 °C	787.12 µS/cm	1.45 mg/L	16.60 NTU	15.1 mV	36.60 ft	8,000.0 ml/min
4/30/2024 5:48 PM	01:53:08	6.84 pH	20.64 °C	788.52 µS/cm	1.42 mg/L	16.00 NTU	11.8 mV	36.60 ft	8,000.0 ml/min
4/30/2024 5:53 PM	01:58:08	6.85 pH	20.72 °C	809.29 µS/cm	0.50 mg/L	18.70 NTU	48.4 mV	29.00 ft	8,000.0 ml/min
4/30/2024 5:58 PM	02:03:08	6.84 pH	21.15 °C	793.48 µS/cm	0.30 mg/L	12.00 NTU	48.9 mV	27.00 ft	8,000.0 ml/min
4/30/2024 6:03 PM	02:08:08	6.85 pH	20.72 °C	798.59 µS/cm	0.33 mg/L	10.70 NTU	37.5 mV	26.88 ft	8,000.0 ml/min
4/30/2024 6:08 PM	02:13:08	6.84 pH	20.57 °C	804.55 µS/cm	0.31 mg/L	7.67 NTU	48.8 mV	26.90 ft	8,000.0 ml/min
4/30/2024 6:13 PM	02:18:08	6.84 pH	20.55 °C	809.91 µS/cm	0.29 mg/L	4.56 NTU	72.4 mV	26.99 ft	8,000.0 ml/min

Samples

Sample ID:	Description:

Created using VuSitu from In-Situ, Inc.

Low-Flow Test Report:

Test Date / Time: 4/30/2024 1:18:01 PM
Project: Plant Hammond
Operator Name: Zain W.

Location Name: INW-05 **Well Diameter: 2 in** **Casing Type: PVC** **Screen Length: 10 ft** **Top of Screen: 34.65 ft** **Total Depth: 44.65 ft** **Initial Depth to Water: 24.90 ft**	**Pump Type: Monsoon** **Tubing Type: Polyethylene** **Pump Intake From TOC: 39.65 ft** **Estimated Total Volume Pumped: 405 liter** **Flow Cell Volume: 90 ml** **Final Flow Rate: 4500 ml/min** **Final Draw Down: 1.51 ft**	**Instrument Used: Aqua TROLL 400** **Serial Number: 966105**

Test Notes:
Well Development

Weather Conditions:
Cloudy, 70 degrees F.

Low-Flow Readings:

Date Time	Elapsed Time	pH	Temperature	Specific Conductivity	RDO Concentration	Turbidity	ORP	Depth to Water	Flow
		+/- 0.1	+/- 0.5	+/- 5 %	+/- 0.2	+/- 5	+/- 10	+/- 0.3	
4/30/2024 1:18 PM	00:00	7.08 pH	17.75 °C	643.85 µS/cm	0.01 mg/L	154.00 NTU	-120.4 mV	24.90 ft	4500.0 ml/min
4/30/2024 1:23 PM	05:00	7.09 pH	17.72 °C	649.16 µS/cm	-0.00 mg/L	64.70 NTU	-122.3 mV	26.46 ft	4500.0 ml/min
4/30/2024 1:28 PM	10:00	7.09 pH	17.72 °C	651.66 µS/cm	-0.01 mg/L	26.90 NTU	-142.0 mV	26.46 ft	4500.0 ml/min
4/30/2024 1:33 PM	15:00	7.08 pH	17.70 °C	652.59 µS/cm	-0.01 mg/L	19.40 NTU	-142.9 mV	26.43 ft	4500.0 ml/min
4/30/2024 1:38 PM	20:00	7.07 pH	17.70 °C	653.95 µS/cm	-0.01 mg/L	12.89 NTU	-142.9 mV	26.50 ft	4500.0 ml/min
4/30/2024 1:43 PM	25:00	7.06 pH	17.68 °C	654.82 µS/cm	-0.01 mg/L	11.22 NTU	-142.7 mV	26.52 ft	4500.0 ml/min
4/30/2024 1:48 PM	30:00	7.05 pH	17.67 °C	655.84 µS/cm	-0.01 mg/L	5.94 NTU	-142.2 mV	26.53 ft	4500.0 ml/min
4/30/2024 1:53 PM	35:00	7.03 pH	17.72 °C	656.45 µS/cm	-0.00 mg/L	73.00 NTU	-138.4 mV	26.40 ft	4500.0 ml/min
4/30/2024 1:58 PM	40:00	7.03 pH	17.72 °C	656.14 µS/cm	-0.01 mg/L	11.90 NTU	-139.2 mV	26.40 ft	4500.0 ml/min
4/30/2024 2:03 PM	45:00	7.00 pH	17.77 °C	659.55 µS/cm	0.00 mg/L	93.90 NTU	-136.8 mV	26.30 ft	4500.0 ml/min
4/30/2024 2:08 PM	50:00	7.01 pH	17.79 °C	657.70 µS/cm	-0.01 mg/L	5.91 NTU	-136.8 mV	26.28 ft	4500.0 ml/min
4/30/2024 2:13 PM	55:00	7.02 pH	17.85 °C	657.01 µS/cm	-0.02 mg/L	2,111.0 NTU	-138.9 mV	26.20 ft	4500.0 ml/min
4/30/2024 2:18 PM	01:00:00	7.05 pH	17.80 °C	657.18 µS/cm	-0.02 mg/L	3.57 NTU	-141.3 mV	26.16 ft	4500.0 ml/min

4/30/2024 2:23 PM	01:05:00	7.06 pH	17.92 °C	660.31 µS/cm	-0.02 mg/L	3,147.0 NTU	-141.6 mV	26.17 ft	4500.0 ml/min
4/30/2024 2:28 PM	01:10:00	7.08 pH	17.84 °C	657.52 µS/cm	-0.02 mg/L	12.90 NTU	-143.2 mV	26.43 ft	4500.0 ml/min
4/30/2024 2:33 PM	01:15:00	7.09 pH	17.85 °C	658.45 µS/cm	-0.02 mg/L	1.33 NTU	-143.3 mV	26.31 ft	4500.0 ml/min
4/30/2024 2:38 PM	01:20:00	7.08 pH	17.86 °C	655.90 µS/cm	-0.02 mg/L	10.28 NTU	-140.8 mV	26.34 ft	4500.0 ml/min
4/30/2024 2:43 PM	01:25:00	7.09 pH	17.83 °C	656.39 µS/cm	-0.02 mg/L	0.25 NTU	-123.7 mV	26.41 ft	4500.0 ml/min

Samples

Sample ID:	Description:

Created using VuSitu from In-Situ, Inc.

Low-Flow Test Report:

Test Date / Time: 5/9/2024 2:07:43 PM
Project: Plant Hammond
Operator Name: Jamie Newsome

Location Name: PT-11 **Well Diameter: 2 in** **Casing Type: PVC** **Screen Length: 10 ft** **Top of Screen: 17 ft** **Total Depth: 27 ft** **Initial Depth to Water: 11.45 ft**	**Pump Type: Monsoon** **Tubing Type: Poly** **Pump Intake From TOC: 22 ft** **Estimated Total Volume Pumped: 424.02 gal** **Flow Cell Volume: 90 ml** **Final Flow Rate: 3.33 gal/min** **Final Draw Down: 0.15 ft**	**Instrument Used: Aqua TROLL 400** **Serial Number: 966105**

Test Notes:
Well Development, Purge 1

Weather Conditions:
Sunny, 66 degrees F.

Low-Flow Readings:

Date Time	Elapsed Time	pH	Temperature	Specific Conductivity	RDO Concentration	Turbidity	ORP	Depth to Water	Flow
		+/- 0.1	+/- 0.5	+/- 3 %	+/- 0.2	+/- 10	+/- 10	+/- 0.3	
5/9/2024 2:07 PM	00:00	7.11 pH	18.01 °C	683.08 µS/cm	-0.00 mg/L	1,273.0 NTU	-25.2 mV	11.50 ft	3.33 gal/min
5/9/2024 2:12 PM	05:00	7.13 pH	18.03 °C	682.27 µS/cm	-0.01 mg/L	2,053.0 NTU	-49.7 mV	11.53 ft	3.33 gal/min
5/9/2024 2:17 PM	10:00	7.16 pH	18.07 °C	685.05 µS/cm	-0.01 mg/L	2,185.0 NTU	-57.7 mV	11.55 ft	3.33 gal/min
5/9/2024 2:22 PM	15:00	7.16 pH	18.08 °C	685.58 µS/cm	-0.01 mg/L	1,089.0 NTU	-53.4 mV	11.55 ft	3.33 gal/min
5/9/2024 2:27 PM	20:00	7.14 pH	18.08 °C	686.10 µS/cm	-0.01 mg/L	1,903.0 NTU	-46.9 mV	11.55 ft	3.33 gal/min
5/9/2024 2:32 PM	25:00	7.16 pH	18.08 °C	686.60 µS/cm	-0.02 mg/L	644.00 NTU	-54.2 mV	11.56 ft	3.33 gal/min
5/9/2024 2:37 PM	30:00	7.16 pH	18.10 °C	686.88 µS/cm	-0.02 mg/L	1,745.0 NTU	-31.4 mV	11.56 ft	3.33 gal/min
5/9/2024 2:42 PM	35:00	7.15 pH	18.08 °C	686.81 µS/cm	-0.02 mg/L	946.00 NTU	-46.6 mV	11.60 ft	3.33 gal/min
5/9/2024 2:47 PM	40:00	7.16 pH	18.08 °C	687.83 µS/cm	-0.02 mg/L	1,047.0 NTU	-46.2 mV	11.60 ft	3.33 gal/min
5/9/2024 2:52 PM	45:00	7.15 pH	18.12 °C	688.22 µS/cm	-0.02 mg/L	1,166.0 NTU	-45.8 mV	11.60 ft	3.33 gal/min
5/9/2024 2:57 PM	50:00	7.15 pH	18.12 °C	687.10 µS/cm	-0.02 mg/L	1,228.0 NTU	-26.0 mV	11.60 ft	3.33 gal/min
5/9/2024 3:02 PM	55:00	7.14 pH	18.08 °C	687.74 µS/cm	-0.02 mg/L	822.00 NTU	-19.1 mV	11.60 ft	3.33 gal/min
5/9/2024 3:07 PM	01:00:00	7.14 pH	18.12 °C	688.51 µS/cm	-0.02 mg/L	1,080.0 NTU	-23.3 mV	11.60 ft	3.33 gal/min

5/9/2024 3:12 PM	01:05:00	7.14 pH	18.08 °C	689.21 µS/cm	-0.02 mg/L	727.00 NTU	-20.2 mV	11.60 ft	3.33 gal/min
5/9/2024 3:17 PM	01:10:00	7.15 pH	18.08 °C	689.08 µS/cm	-0.02 mg/L	127.00 NTU	-40.1 mV	11.60 ft	3.33 gal/min
5/9/2024 3:22 PM	01:15:00	7.14 pH	18.08 °C	689.64 µS/cm	-0.02 mg/L	865.00 NTU	-22.3 mV	11.60 ft	3.33 gal/min
5/9/2024 3:27 PM	01:20:00	7.16 pH	18.07 °C	687.61 µS/cm	-0.02 mg/L	104.00 NTU	-23.9 mV	11.60 ft	3.33 gal/min
5/9/2024 3:32 PM	01:25:00	7.15 pH	18.10 °C	689.15 µS/cm	-0.02 mg/L	54.20 NTU	-43.5 mV	11.60 ft	3.33 gal/min
5/9/2024 3:37 PM	01:30:00	7.14 pH	18.09 °C	689.93 µS/cm	-0.02 mg/L	33.70 NTU	-39.8 mV	11.60 ft	3.33 gal/min
5/9/2024 3:42 PM	01:35:00	7.15 pH	18.08 °C	689.12 µS/cm	-0.02 mg/L	15.70 NTU	-41.8 mV	11.60 ft	3.33 gal/min
5/9/2024 3:47 PM	01:40:00	7.13 pH	18.14 °C	688.20 µS/cm	-0.02 mg/L	53.20 NTU	-18.9 mV	11.60 ft	3.33 gal/min
5/9/2024 3:52 PM	01:45:00	7.13 pH	18.12 °C	690.98 µS/cm	-0.02 mg/L	11.80 NTU	-38.6 mV	11.60 ft	3.33 gal/min
5/9/2024 3:57 PM	01:50:00	7.13 pH	18.15 °C	691.02 µS/cm	-0.02 mg/L	11.46 NTU	-39.3 mV	11.60 ft	3.33 gal/min
5/9/2024 4:02 PM	01:55:00	7.13 pH	18.13 °C	691.85 µS/cm	-0.02 mg/L	6.82 NTU	-38.1 mV	11.60 ft	3.33 gal/min
5/9/2024 4:07 PM	02:00:00	7.13 pH	18.12 °C	690.99 µS/cm	-0.02 mg/L	6.44 NTU	-19.3 mV	11.60 ft	3.33 gal/min
5/9/2024 4:12 PM	02:05:00	7.12 pH	18.16 °C	690.87 µS/cm	-0.02 mg/L	3.28 NTU	-35.4 mV	11.60 ft	3.33 gal/min
5/9/2024 4:15 PM	02:07:20	7.13 pH	18.12 °C	691.93 µS/cm	-0.02 mg/L		-35.7 mV	11.60 ft	3.33 gal/min

Samples

Sample ID:	Description:

Low-Flow Test Report:

Test Date / Time: 5/9/2024 4:23:25 PM
Project: Plant Hammond
Operator Name: Jamie Newsome

Location Name: PT-11 **Well Diameter: 2 in** **Casing Type: PVC** **Screen Length: 10 ft** **Top of Screen: 17 ft** **Total Depth: 27 ft** **Initial Depth to Water: 11.60 ft**	**Pump Type: Monsoon** **Tubing Type: Polyethylene** **Pump Intake From TOC: 22 ft** **Estimated Total Volume Pumped: 88.5 gal** **Flow Cell Volume: 90 ml** **Final Flow Rate: 1 gal/min** **Final Draw Down: 0.00 ft**	**Instrument Used: Aqua TROLL 400** **Serial Number: 966105**

Test Notes:
Well Development, Purge 2

Weather Conditions:
Sunny, 66 degrees F.

Low-Flow Readings:

Date Time	Elapsed Time	pH	Temperature	Specific Conductivity	RDO Concentration	Turbidity	ORP	Depth to Water	Flow
		+/- 0.1	+/- 0.5	+/- 3 %	+/- 0.2	+/- 10	+/- 10	+/- 0.3	
5/9/2024 4:23 PM	00:00	7.10 pH	19.12 °C	690.09 µS/cm	-0.02 mg/L	3.29 NTU	-25.2 mV	11.60 ft	1.00 gal/min
5/9/2024 4:28 PM	05:00	7.11 pH	19.11 °C	3.19 µS/cm	2.01 mg/L	8.18 NTU	24.3 mV	11.60 ft	1.00 gal/min
5/9/2024 4:33 PM	10:00	7.04 pH	21.96 °C	694.75 µS/cm	0.06 mg/L	12.50 NTU	-8.7 mV	11.60 ft	1.00 gal/min
5/9/2024 4:38 PM	15:00	7.02 pH	21.80 °C	691.97 µS/cm	0.01 mg/L	11.20 NTU	-14.0 mV	11.60 ft	1.00 gal/min
5/9/2024 4:43 PM	20:00	7.01 pH	21.46 °C	689.01 µS/cm	0.00 mg/L	12.18 NTU	-14.3 mV	11.60 ft	1.00 gal/min
5/9/2024 4:48 PM	25:00	7.01 pH	21.81 °C	688.57 µS/cm	0.00 mg/L	11.74 NTU	-28.2 mV	11.60 ft	1.00 gal/min
5/9/2024 4:53 PM	30:00	7.02 pH	21.80 °C	688.81 µS/cm	0.00 mg/L	11.08 NTU	-28.1 mV	11.60 ft	1.00 gal/min
5/9/2024 4:58 PM	35:00	7.03 pH	21.58 °C	689.43 µS/cm	0.00 mg/L	10.02 NTU	-28.8 mV	11.60 ft	1.00 gal/min
5/9/2024 5:03 PM	40:00	7.04 pH	21.42 °C	689.88 µS/cm	0.00 mg/L	9.68 NTU	-27.6 mV	11.60 ft	1.00 gal/min
5/9/2024 5:08 PM	45:00	7.04 pH	21.59 °C	689.25 µS/cm	-0.00 mg/L	10.90 NTU	-27.1 mV	11.60 ft	1.00 gal/min
5/9/2024 5:13 PM	50:00	7.05 pH	21.25 °C	695.17 µS/cm	-0.00 mg/L	8.56 NTU	-12.8 mV	11.60 ft	1.00 gal/min
5/9/2024 5:18 PM	55:00	7.05 pH	23.61 °C	698.55 µS/cm	0.02 mg/L	8.53 NTU	-11.8 mV	11.60 ft	1.00 gal/min
5/9/2024 5:23 PM	01:00:00	7.00 pH	24.67 °C	690.40 µS/cm	0.02 mg/L	11.60 NTU	-15.9 mV	11.60 ft	1.00 gal/min

5/9/2024 5:28 PM	01:05:00	6.94 pH	24.28 °C	695.53 µS/cm	0.02 mg/L	10.70 NTU	-12.6 mV	11.60 ft	1.00 gal/min
5/9/2024 5:33 PM	01:10:00	6.92 pH	21.74 °C	675.07 µS/cm	-0.00 mg/L	8.73 NTU	-5.6 mV	11.60 ft	1.00 gal/min
5/9/2024 5:38 PM	01:15:00	7.00 pH	21.15 °C	680.97 µS/cm	-0.01 mg/L	5.55 NTU	-17.4 mV	11.60 ft	1.00 gal/min
5/9/2024 5:43 PM	01:20:00	7.04 pH	20.75 °C	686.31 µS/cm	-0.01 mg/L	5.81 NTU	-20.9 mV	11.60 ft	1.00 gal/min
5/9/2024 5:48 PM	01:25:00	7.05 pH	21.17 °C	688.43 µS/cm	-0.01 mg/L	4.04 NTU	-10.1 mV	11.60 ft	1.00 gal/min

Samples

Sample ID:	Description:

Created using VuSitu from In-Situ, Inc.

Low-Flow Test Report:

Test Date / Time: 5/10/2024 2:44:37 PM
Project: Plant Hammond
Operator Name: Jamie Newsome

Location Name: PT-12 **Well Diameter: 2 in** **Casing Type: PVC** **Screen Length: 10 ft** **Top of Screen: 22 ft** **Total Depth: 27 ft** **Initial Depth to Water: 11.55 ft**	**Pump Type: Monsoon** **Tubing Type: Polyethylene** **Pump Intake From TOC: 22 ft** **Estimated Total Volume Pumped: 262.5 gal** **Flow Cell Volume: 90 ml** **Final Flow Rate: 2.5 gal/min** **Final Draw Down: 0.05 ft**	**Instrument Used: Aqua TROLL 400** **Serial Number: 966105**

Test Notes:
Well Development, Purge 1

Weather Conditions:
Sunny, 80 degrees F.

Low-Flow Readings:

Date Time	Elapsed Time	pH	Temperature	Specific Conductivity	RDO Concentration	Turbidity	ORP	Depth to Water	Flow
		+/- 0.1	+/- 0.5	+/- 3 %	+/- 0.2	+/- 10	+/- 10	+/- 0.3	
5/10/2024 2:44 PM	00:00	6.97 pH	19.23 °C	680.65 µS/cm	0.01 mg/L	++++	55.7 mV	11.55 ft	2.50 gal/min
5/10/2024 2:49 PM	05:00	7.00 pH	18.30 °C	700.43 µS/cm	0.01 mg/L	++++	9.2 mV	11.55 ft	2.50 gal/min
5/10/2024 2:54 PM	10:00	7.02 pH	18.30 °C	697.77 µS/cm	-0.00 mg/L	1,696.0 NTU	-7.6 mV	11.55 ft	2.50 gal/min
5/10/2024 2:59 PM	15:00	7.02 pH	18.30 °C	698.80 µS/cm	-0.01 mg/L	1,304.0 NTU	3.8 mV	11.55 ft	2.50 gal/min
5/10/2024 3:04 PM	20:00	7.02 pH	18.25 °C	700.74 µS/cm	-0.01 mg/L	1,375.0 NTU	0.8 mV	11.55 ft	2.50 gal/min
5/10/2024 3:09 PM	25:00	7.03 pH	18.21 °C	698.85 µS/cm	-0.01 mg/L	1,551.0 NTU	1.9 mV	11.55 ft	2.50 gal/min
5/10/2024 3:14 PM	30:00	7.02 pH	18.27 °C	700.11 µS/cm	-0.01 mg/L	1,098.0 NTU	-6.9 mV	11.55 ft	2.50 gal/min
5/10/2024 3:19 PM	35:00	7.02 pH	18.25 °C	700.16 µS/cm	-0.01 mg/L	1,071.0 NTU	-9.6 mV	11.55 ft	2.50 gal/min
5/10/2024 3:24 PM	40:00	7.01 pH	18.31 °C	701.16 µS/cm	-0.01 mg/L	851.00 NTU	-13.5 mV	11.55 ft	2.50 gal/min
5/10/2024 3:29 PM	45:00	7.01 pH	18.31 °C	700.96 µS/cm	-0.01 mg/L	1,070.0 NTU	-15.7 mV	11.55 ft	2.50 gal/min
5/10/2024 3:34 PM	50:00	7.05 pH	18.30 °C	697.20 µS/cm	-0.01 mg/L	895.00 NTU	-15.8 mV	11.55 ft	2.50 gal/min
5/10/2024 3:39 PM	55:00	7.04 pH	18.29 °C	697.30 µS/cm	-0.01 mg/L	52.50 NTU	-7.1 mV	11.60 ft	2.50 gal/min
5/10/2024 3:44 PM	01:00:00	7.03 pH	18.29 °C	698.22 µS/cm	-0.01 mg/L	84.40 NTU	-8.4 mV	11.60 ft	2.50 gal/min

5/10/2024 3:49 PM	01:05:00	7.03 pH	18.27 °C	697.90 µS/cm	-0.01 mg/L	34.00 NTU	-2.5 mV	11.60 ft	2.50 gal/min
5/10/2024 3:54 PM	01:10:00	7.03 pH	18.27 °C	697.29 µS/cm	-0.01 mg/L	23.70 NTU	0.5 mV	11.60 ft	2.50 gal/min
5/10/2024 3:59 PM	01:15:00	7.03 pH	18.25 °C	698.23 µS/cm	-0.01 mg/L	16.40 NTU	1.9 mV	11.60 ft	2.50 gal/min
5/10/2024 4:04 PM	01:20:00	7.02 pH	18.25 °C	698.36 µS/cm	-0.01 mg/L	14.10 NTU	2.1 mV	11.60 ft	2.50 gal/min
5/10/2024 4:09 PM	01:25:00	7.03 pH	18.25 °C	698.99 µS/cm	-0.02 mg/L	15.19 NTU	3.8 mV	11.60 ft	2.50 gal/min
5/10/2024 4:14 PM	01:30:00	7.02 pH	18.25 °C	698.68 µS/cm	-0.01 mg/L	11.65 NTU	2.1 mV	11.60 ft	2.50 gal/min
5/10/2024 4:19 PM	01:35:00	7.02 pH	18.16 °C	699.46 µS/cm	-0.02 mg/L	9.86 NTU	1.0 mV	11.60 ft	2.50 gal/min
5/10/2024 4:24 PM	01:40:00	7.02 pH	18.12 °C	700.57 µS/cm	-0.02 mg/L	6.84 NTU	-1.0 mV	11.60 ft	2.50 gal/min
5/10/2024 4:29 PM	01:45:00	7.02 pH	18.15 °C	700.54 µS/cm	-0.02 mg/L	4.87 NTU	7.8 mV	11.60 ft	2.50 gal/min

Samples

Sample ID:	Description:

Low-Flow Test Report:

Test Date / Time: 5/10/2024 4:43:04 PM
Project: Plant Hammond
Operator Name: Jamie Newsome

Location Name: PT-12 **Well Diameter: 2 in** **Casing Type: PVC** **Screen Length: 10 ft** **Top of Screen: 22 ft** **Total Depth: 27 ft** **Initial Depth to Water: 11.60 ft**	**Pump Type: Monsoon** **Tubing Type: Polyethylene** **Pump Intake From TOC: 22 ft** **Estimated Total Volume Pumped: 10 liter** **Flow Cell Volume: 90 ml** **Final Flow Rate: 250 ml/min** **Final Draw Down: 0.00 ft**	**Instrument Used: Aqua TROLL 400** **Serial Number: 966105**

Test Notes:
Well Development, Purge 2

Weather Conditions:
Clear, 80 degrees F.

Low-Flow Readings:

Date Time	Elapsed Time	pH	Temperature	Specific Conductivity	RDO Concentration	Turbidity	ORP	Depth to Water	Flow
		+/- 0.1	+/- 0.5	+/- 3 %	+/- 0.2	+/- 10	+/- 10	+/- 0.3	
5/10/2024 4:43 PM	00:00	7.00 pH	21.08 °C	700.69 µS/cm	0.01 mg/L	11.30 NTU	-4.3 mV	11.60 ft	250.00 ml/min
5/10/2024 4:48 PM	05:00	6.99 pH	21.92 °C	695.09 µS/cm	0.03 mg/L	12.20 NTU	-15.1 mV	11.60 ft	250.00 ml/min
5/10/2024 4:53 PM	10:00	6.98 pH	22.04 °C	692.50 µS/cm	0.03 mg/L	12.89 NTU	-42.4 mV	11.60 ft	250.00 ml/min
5/10/2024 4:58 PM	15:00	6.97 pH	22.03 °C	692.75 µS/cm	0.02 mg/L	12.27 NTU	-22.6 mV	11.60 ft	250.00 ml/min
5/10/2024 5:03 PM	20:00	6.97 pH	22.01 °C	693.64 µS/cm	0.02 mg/L	10.01 NTU	-39.3 mV	11.60 ft	250.00 ml/min
5/10/2024 5:08 PM	25:00	6.97 pH	22.04 °C	693.44 µS/cm	0.03 mg/L	9.80 NTU	-38.6 mV	11.60 ft	250.00 ml/min
5/10/2024 5:13 PM	30:00	6.96 pH	21.86 °C	693.81 µS/cm	0.03 mg/L	7.46 NTU	-37.4 mV	11.60 ft	250.00 ml/min
5/10/2024 5:18 PM	35:00	6.97 pH	21.76 °C	694.36 µS/cm	0.02 mg/L	5.72 NTU	-34.0 mV	11.60 ft	250.00 ml/min
5/10/2024 5:23 PM	40:00	6.97 pH	21.63 °C	694.76 µS/cm	0.03 mg/L	5.72 NTU	-36.7 mV	11.60 ft	250.00 ml/min
5/10/2024 5:28 PM	45:00	6.97 pH	21.64 °C	693.43 µS/cm	0.03 mg/L	4.89 NTU	-35.2 mV	11.60 ft	250.00 ml/min

Samples

Sample ID:	Description:

Low-Flow Test Report:

Test Date / Time: 5/1/2024 9:42:55 AM
Project: Hammond
Operator Name: Zain W.

Location Name: PT-13 **Well Diameter: 2 in** **Casing Type: PVC** **Screen Length: 10 ft** **Top of Screen: 35 ft** **Total Depth: 45 ft** **Initial Depth to Water: 25.37 ft**	**Pump Type: Monsoon** **Tubing Type: Polyethylene** **Pump Intake From TOC: 40 ft** **Estimated Total Volume Pumped: 74 liter** **Flow Cell Volume: 90 ml** **Final Flow Rate: 4500 ml/min** **Final Draw Down: 9.82 ft**	**Instrument Used: Aqua TROLL 400** **Serial Number: 966105**

Test Notes:
Well Development

Weather Conditions:
Clear, 70 degrees F.

Low-Flow Readings:

Date Time	Elapsed Time	pH	Temperature	Specific Conductivity	RDO Concentration	Turbidity	ORP	Depth to Water	Flow
		+/- 0.1	+/- 0.5	+/- 5 %	+/- 0.2	+/- 5	+/- 10	+/- 0.3	
5/1/2024 9:42 AM	00:00	6.83 pH	17.92 °C	725.46 µS/cm	0.01 mg/L	1,190.0 NTU	-115.4 mV	25.37 ft	4,500.0 ml/min
5/1/2024 9:47 AM	05:00	6.80 pH	17.98 °C	736.81 µS/cm	0.01 mg/L	1,181.0 NTU	-120.4 mV	30.55 ft	4,500.0 ml/min
5/1/2024 9:52 AM	10:00	6.79 pH	18.00 °C	742.73 µS/cm	-0.00 mg/L	1,124.0 NTU	-137.7 mV	32.47 ft	4,500.0 ml/min
5/1/2024 9:57 AM	15:00	6.77 pH	18.02 °C	741.81 µS/cm	-0.01 mg/L	803.00 NTU	-141.6 mV	33.93 ft	4,500.0 ml/min
5/1/2024 10:02 AM	20:00	6.75 pH	18.05 °C	747.78 µS/cm	-0.01 mg/L	787.00 NTU	-131.6 mV	33.94 ft	4,500.0 ml/min
5/1/2024 10:07 AM	25:00	6.74 pH	18.08 °C	752.23 µS/cm	-0.01 mg/L	1,079.0 NTU	-146.8 mV	33.96 ft	4,500.0 ml/min
5/1/2024 10:12 AM	30:00	6.72 pH	18.07 °C	753.58 µS/cm	-0.01 mg/L	1,095.0 NTU	-141.0 mV	33.57 ft	4,500.0 ml/min
5/1/2024 10:17 AM	35:00	6.71 pH	18.08 °C	755.56 µS/cm	-0.01 mg/L	1,013.0 NTU	-153.0 mV	33.32 ft	4,500.0 ml/min
5/1/2024 10:22 AM	40:00	6.69 pH	18.09 °C	756.22 µS/cm	-0.01 mg/L	760.00 NTU	-153.5 mV	32.94 ft	4,500.0 ml/min
5/1/2024 10:27 AM	45:00	6.68 pH	18.12 °C	758.42 µS/cm	-0.01 mg/L	1,094.0 NTU	-151.3 mV	33.62 ft	4,500.0 ml/min
5/1/2024 10:32 AM	50:00	6.66 pH	18.12 °C	760.08 µS/cm	-0.01 mg/L	485.00 NTU	-150.3 mV	33.31 ft	4,500.0 ml/min
5/1/2024 10:37 AM	55:00	6.65 pH	18.12 °C	759.71 µS/cm	-0.01 mg/L	62.00 NTU	-147.4 mV	33.60 ft	4,500.0 ml/min
5/1/2024 10:42 AM	01:00:00	6.65 pH	18.13 °C	758.25 µS/cm	0.00 mg/L	980.00 NTU	-141.2 mV	34.94 ft	4,500.0 ml/min

5/1/2024 10:47 AM	01:05:00	6.65 pH	18.18 °C	760.02 µS/cm	-0.01 mg/L	378.00 NTU	-148.7 mV	35.17 ft	4,500.0 ml/min
5/1/2024 10:52 AM	01:10:00	6.65 pH	18.16 °C	763.65 µS/cm	0.08 mg/L	--	-124.5 mV	34.94 ft	4,500.0 ml/min
5/1/2024 10:57 AM	01:15:00	6.65 pH	18.18 °C	762.86 µS/cm	0.33 mg/L	57.00 NTU	-116.9 mV	35.75 ft	4,500.0 ml/min
5/1/2024 11:02 AM	01:20:00	6.65 pH	18.20 °C	764.71 µS/cm	0.37 mg/L	59.00 NTU	-107.2 mV	35.75 ft	4,500.0 ml/min
5/1/2024 11:07 AM	01:25:00	6.64 pH	18.19 °C	767.48 µS/cm	0.33 mg/L	88.00 NTU	-101.7 mV	35.75 ft	4,500.0 ml/min
5/1/2024 11:12 AM	01:30:00	6.65 pH	18.23 °C	774.70 µS/cm	0.34 mg/L	--	-99.7 mV	35.75 ft	4,500.0 ml/min
5/1/2024 11:17 AM	01:35:00	6.64 pH	18.25 °C	776.37 µS/cm	0.33 mg/L	--	-83.9 mV	35.75 ft	4,500.0 ml/min
5/1/2024 11:22 AM	01:40:00	6.66 pH	18.28 °C	781.97 µS/cm	0.36 mg/L	87.00 NTU	-84.0 mV	36.44 ft	4,500.0 ml/min
5/1/2024 11:27 AM	01:45:00	6.79 pH	18.24 °C	785.41 µS/cm	0.31 mg/L	29.00 NTU	-98.9 mV	35.31 ft	4,500.0 ml/min
5/1/2024 11:32 AM	01:50:00	6.84 pH	18.25 °C	785.30 µS/cm	0.23 mg/L	--	-89.9 mV	36.44 ft	4,500.0 ml/min
5/1/2024 11:37 AM	01:55:00	6.82 pH	18.22 °C	787.69 µS/cm	0.23 mg/L	12.10 NTU	-100.1 mV	35.35 ft	4,500.0 ml/min
5/1/2024 11:42 AM	02:00:00	6.82 pH	18.29 °C	790.03 µS/cm	0.26 mg/L	31.20 NTU	-86.3 mV	35.42 ft	4,500.0 ml/min
5/1/2024 11:47 AM	02:05:00	6.85 pH	18.30 °C	789.10 µS/cm	0.18 mg/L	--	-98.3 mV	35.42 ft	4,500.0 ml/min
5/1/2024 11:52 AM	02:10:00	6.87 pH	18.30 °C	788.08 µS/cm	0.16 mg/L	17.10 NTU	-99.6 mV	35.47 ft	4,500.0 ml/min
5/1/2024 11:57 AM	02:15:00	6.88 pH	18.31 °C	787.47 µS/cm	0.20 mg/L	11.20 NTU	-99.4 mV	35.53 ft	4,500.0 ml/min
5/1/2024 12:02 PM	02:20:00	6.90 pH	18.33 °C	791.93 µS/cm	0.21 mg/L	6.91 NTU	-98.2 mV	35.34 ft	4,500.0 ml/min
5/1/2024 12:07 PM	02:25:00	6.99 pH	18.38 °C	789.32 µS/cm	0.20 mg/L	8.26 NTU	-102.7 mV	35.05 ft	4,500.0 ml/min
5/1/2024 12:12 PM	02:30:00	7.01 pH	18.36 °C	786.70 µS/cm	0.13 mg/L	8.82 NTU	-104.6 mV	35.00 ft	4,500.0 ml/min
5/1/2024 12:17 PM	02:35:00	7.02 pH	18.37 °C	787.34 µS/cm	0.14 mg/L	5.05 NTU	-105.8 mV	35.12 ft	4,500.0 ml/min
5/1/2024 12:22 PM	02:40:00	7.03 pH	18.34 °C	789.09 µS/cm	0.13 mg/L	5.61 NTU	-93.9 mV	35.18 ft	4,500.0 ml/min
5/1/2024 12:27 PM	02:45:00	7.04 pH	18.38 °C	788.66 µS/cm	0.11 mg/L	4.57 NTU	-106.2 mV	35.19 ft	4,500.0 ml/min

Samples

Sample ID:	Description:

Low-Flow Test Report:

Test Date / Time: 4/30/2024 3:56:54 PM
Project: Hammond
Operator Name: Zain W.

Location Name: PT-14 **Well Diameter: 2 in** **Casing Type: PVC** **Screen Length: 10 ft** **Top of Screen: 34.65 ft** **Total Depth: 44.65 ft** **Initial Depth to Water: 25.00 ft**	**Pump Type: Monsoon** **Tubing Type: Polyethylene** **Pump Intake From TOC: 39.65 ft** **Estimated Total Volume Pumped: 63 liter** **Flow Cell Volume: 90 ml** **Final Flow Rate: 4500 ml/min** **Final Draw Down: 1.62 ft**	**Instrument Used: Aqua TROLL 400** **Serial Number: 966105**

Test Notes:
Well Development

Weather Conditions:
Clear, 80 degrees F.

Low-Flow Readings:

Date Time	Elapsed Time	pH	Temperature	Specific Conductivity	RDO Concentration	Turbidity	ORP	Depth to Water	Flow
		+/- 0.1	+/- 0.5	+/- 5 %	+/- 0.2	+/- 5	+/- 10	+/- 0.3	
4/30/2024 3:56 PM	00:00	6.92 pH	21.17 °C	574.44 µS/cm	0.02 mg/L	4,300.0 NTU	-85.9 mV	25.00 ft	4,500.0 ml/min
4/30/2024 4:01 PM	05:00	6.95 pH	21.57 °C	576.88 µS/cm	0.02 mg/L	--	-98.5 mV	26.50 ft	4,500.0 ml/min
4/30/2024 4:06 PM	10:00	6.96 pH	22.48 °C	582.08 µS/cm	0.02 mg/L	--	-119.9 mV	25.00 ft	4,500.0 ml/min
4/30/2024 4:11 PM	15:00	7.11 pH	23.15 °C	2.46 µS/cm	8.42 mg/L	--	-30.4 mV	25.00 ft	4,500.0 ml/min
4/30/2024 4:16 PM	20:00	7.31 pH	24.19 °C	2.37 µS/cm	8.39 mg/L	--	35.9 mV	25.00 ft	4,500.0 ml/min
4/30/2024 4:21 PM	25:00	6.99 pH	19.32 °C	570.89 µS/cm	0.05 mg/L	--	-88.5 mV	25.00 ft	4,500.0 ml/min
4/30/2024 4:26 PM	30:00	7.03 pH	18.88 °C	571.90 µS/cm	0.13 mg/L	-46.00 NTU	-109.7 mV	25.00 ft	4,500.0 ml/min
4/30/2024 4:31 PM	35:00	7.02 pH	18.88 °C	580.18 µS/cm	0.01 mg/L	675.00 NTU	-109.5 mV	26.45 ft	4,500.0 ml/min
4/30/2024 4:36 PM	40:00	7.02 pH	18.83 °C	582.68 µS/cm	0.01 mg/L	1,322.0 NTU	-111.4 mV	26.45 ft	4,500.0 ml/min
4/30/2024 4:41 PM	45:00	7.02 pH	18.77 °C	583.54 µS/cm	0.02 mg/L	683.00 NTU	-116.4 mV	26.46 ft	4,500.0 ml/min
4/30/2024 4:46 PM	50:00	7.00 pH	18.72 °C	585.85 µS/cm	0.01 mg/L	45.40 NTU	-116.8 mV	26.73 ft	4,500.0 ml/min
4/30/2024 4:51 PM	55:00	6.98 pH	18.75 °C	585.99 µS/cm	0.00 mg/L	97.00 NTU	-116.3 mV	26.77 ft	4,500.0 ml/min
4/30/2024 4:56 PM	01:00:00	6.97 pH	18.70 °C	587.95 µS/cm	-0.00 mg/L	25.60 NTU	-116.6 mV	26.77 ft	4,500.0 ml/min

4/30/2024 5:01 PM	01:05:00	6.95 pH	18.70 °C	588.09 µS/cm	0.00 mg/L	12.91 NTU	-115.8 mV	26.77 ft	4,500.0 ml/min
4/30/2024 5:06 PM	01:10:00	6.92 pH	18.70 °C	588.75 µS/cm	-0.01 mg/L	8.26 NTU	-115.2 mV	26.78 ft	4,500.0 ml/min
4/30/2024 5:11 PM	01:15:00	6.90 pH	18.77 °C	585.75 µS/cm	-0.01 mg/L	++++	-109.5 mV	26.78 ft	4,500.0 ml/min
4/30/2024 5:16 PM	01:20:00	6.87 pH	18.79 °C	586.13 µS/cm	-0.01 mg/L	++++	-101.9 mV	26.70 ft	4,500.0 ml/min
4/30/2024 5:21 PM	01:25:00	6.86 pH	18.74 °C	590.52 µS/cm	-0.01 mg/L	++++	-113.6 mV	26.70 ft	4,500.0 ml/min
4/30/2024 5:26 PM	01:30:00	6.85 pH	18.68 °C	590.92 µS/cm	-0.01 mg/L	1,288.0 NTU	-114.1 mV	26.80 ft	4,500.0 ml/min
4/30/2024 5:31 PM	01:35:00	6.83 pH	18.68 °C	591.55 µS/cm	-0.01 mg/L	40.20 NTU	-113.7 mV	26.80 ft	4,500.0 ml/min
4/30/2024 5:36 PM	01:40:00	6.82 pH	18.65 °C	591.95 µS/cm	-0.01 mg/L	13.30 NTU	-113.1 mV	26.82 ft	4,500.0 ml/min
4/30/2024 5:41 PM	01:45:00	6.81 pH	18.70 °C	602.23 µS/cm	-0.01 mg/L	--	-111.9 mV	26.85 ft	4,500.0 ml/min
4/30/2024 5:46 PM	01:50:00	6.83 pH	18.70 °C	591.42 µS/cm	-0.01 mg/L	++++	-115.1 mV	26.52 ft	4,500.0 ml/min
4/30/2024 5:51 PM	01:55:00	6.80 pH	18.64 °C	592.29 µS/cm	-0.02 mg/L	744.00 NTU	-114.1 mV	26.62 ft	4,500.0 ml/min
4/30/2024 5:56 PM	02:00:00	6.77 pH	18.63 °C	593.25 µS/cm	-0.02 mg/L	26.00 NTU	-112.7 mV	26.62 ft	4,500.0 ml/min
4/30/2024 6:01 PM	02:05:00	6.76 pH	18.64 °C	594.08 µS/cm	-0.02 mg/L	--	-111.9 mV	26.62 ft	4,500.0 ml/min
4/30/2024 6:06 PM	02:10:00	6.80 pH	18.68 °C	594.10 µS/cm	-0.02 mg/L	19.40 NTU	-114.2 mV	26.62 ft	4,500.0 ml/min
4/30/2024 6:11 PM	02:15:00	6.78 pH	18.65 °C	594.30 µS/cm	-0.02 mg/L	--	-113.2 mV	26.62 ft	4,500.0 ml/min
4/30/2024 6:16 PM	02:20:00	6.75 pH	18.61 °C	594.75 µS/cm	-0.02 mg/L	3.18 NTU	-111.5 mV	26.62 ft	4,500.0 ml/min

Samples

Sample ID:	Description:

Low-Flow Test Report:

Test Date / Time: 4/30/2024 10:46:40 AM
Project: Plant Hammond
Operator Name: Elisabeth Russell

Location Name: PT-15 **Well Diameter: 2 in** **Casing Type: PVC** **Screen Length: 10 ft** **Top of Screen: 34.54 ft** **Total Depth: 44.54 ft** **Initial Depth to Water: 24.85 ft**	**Pump Type: Monsoon** **Tubing Type: Polyethylene** **Pump Intake From TOC: 42 ft** **Estimated Total Volume Pumped: 686 liter** **Flow Cell Volume: 90 ml** **Final Flow Rate: 7000 ml/min** **Final Draw Down: 1.25 ft**	**Instrument Used: Aqua TROLL 400** **Serial Number: 883546**

Test Notes:
Well Development

Low-Flow Readings:

Date Time	Elapsed Time	pH	Temperature	Specific Conductivity	RDO Concentration	Turbidity	ORP	Depth to Water	Flow
		+/- 0.1	+/- 0.5	+/- 5 %	+/- 0.2	+/- 5	+/- 10	+/- 0.5	
4/30/2024 10:46 AM	00:00	6.82 pH	24.30 °C	849.91 µS/cm	-0.06 mg/L	7.94 NTU	1.5 mV	25.85 ft	7,000.0 ml/min
4/30/2024 10:50 AM	04:09	6.82 pH	24.10 °C	856.11 µS/cm	-0.07 mg/L	7.94 NTU	0.1 mV	25.85 ft	7,000.0 ml/min
4/30/2024 10:55 AM	08:45	6.83 pH	23.53 °C	864.43 µS/cm	-0.07 mg/L	7.72 NTU	-1.0 mV	26.00 ft	7,000.0 ml/min
4/30/2024 11:00 AM	13:45	7.10 pH	23.10 °C	2.36 µS/cm	2.71 mg/L	7.69 NTU	108.5 mV	26.05 ft	7,000.0 ml/min
4/30/2024 11:05 AM	18:45	7.14 pH	23.23 °C	1.67 µS/cm	3.79 mg/L	--	121.4 mV	--	7,000.0 ml/min
4/30/2024 11:10 AM	23:45	7.24 pH	23.85 °C	1.47 µS/cm	4.75 mg/L	--	126.9 mV	--	7,000.0 ml/min
4/30/2024 11:15 AM	28:45	7.20 pH	24.25 °C	1.54 µS/cm	6.69 mg/L	--	129.8 mV	--	7,000.0 ml/min
4/30/2024 11:20 AM	33:45	7.36 pH	25.34 °C	1.45 µS/cm	7.52 mg/L	--	132.1 mV	--	7,000.0 ml/min
4/30/2024 11:26 AM	39:37	6.90 pH	24.14 °C	872.00 µS/cm	0.64 mg/L	145.00 NTU	35.0 mV	26.20 ft	7,000.0 ml/min
4/30/2024 11:31 AM	44:37	6.84 pH	22.20 °C	898.59 µS/cm	-0.04 mg/L	44.30 NTU	8.7 mV	25.90 ft	7,000.0 ml/min
4/30/2024 11:36 AM	49:37	6.84 pH	22.24 °C	894.88 µS/cm	-0.05 mg/L	13.10 NTU	1.0 mV	25.95 ft	7,000.0 ml/min
4/30/2024 11:41 AM	54:37	6.85 pH	22.15 °C	895.30 µS/cm	-0.06 mg/L	7.84 NTU	-2.8 mV	25.97 ft	7,000.0 ml/min
4/30/2024 11:46 AM	59:37	6.86 pH	22.15 °C	872.50 µS/cm	0.26 mg/L	924.00 NTU	-3.4 mV	25.97 ft	7,000.0 ml/min
4/30/2024 11:48 AM	01:01:47	6.87 pH	22.21 °C	909.50 µS/cm	-0.06 mg/L	920.00 NTU	-7.4 mV	26.00 ft	7,000.0 ml/min
4/30/2024 11:53 AM	01:06:47	6.87 pH	21.75 °C	912.43 µS/cm	-0.06 mg/L	66.80 NTU	-8.5 mV	26.03 ft	7,000.0 ml/min

4/30/2024 11:58 AM	01:11:47	6.88 pH	21.86 °C	911.93 µS/cm	-0.07 mg/L	22.40 NTU	-8.1 mV	26.06 ft	7,000.0 ml/min
4/30/2024 12:03 PM	01:16:47	6.88 pH	21.90 °C	908.80 µS/cm	-0.07 mg/L	108.00 NTU	-8.3 mV	26.08 ft	7,000.0 ml/min
4/30/2024 12:08 PM	01:21:47	6.86 pH	21.72 °C	899.92 µS/cm	-0.07 mg/L	16.00 NTU	-4.4 mV	26.08 ft	7,000.0 ml/min
4/30/2024 12:13 PM	01:26:47	6.86 pH	21.67 °C	900.82 µS/cm	-0.07 mg/L	5.78 NTU	-4.6 mV	26.09 ft	7,000.0 ml/min
4/30/2024 12:18 PM	01:31:47	6.86 pH	21.64 °C	899.12 µS/cm	-0.06 mg/L	72.00 NTU	-2.2 mV	26.10 ft	7,000.0 ml/min
4/30/2024 12:23 PM	01:36:47	6.86 pH	21.53 °C	900.50 µS/cm	-0.07 mg/L	6.61 NTU	-4.7 mV	26.10 ft	7,000.0 ml/min
4/30/2024 12:28 PM	01:41:47	6.86 pH	21.62 °C	898.96 µS/cm	-0.07 mg/L	3.49 NTU	-5.1 mV	26.10 ft	7,000.0 ml/min
4/30/2024 12:31 PM	01:45:16	6.86 pH	21.58 °C	899.92 µS/cm	-0.07 mg/L	3.40 NTU	-5.2 mV	26.10 ft	7,000.0 ml/min

Samples

Sample ID:	Description:

Created using VuSitu from In-Situ, Inc.

Site Name: Hammond

Field Instrumentation Calibration Form

Date: 9/30/24

Calibrated By: Elisabeth Russell

Field Conditions: wet

Instrument	Manufactuer/ Model	Serial Number
Water Quality Meter	AQUATROLL 400	883596
Turbidity Meter	2020WE	1511-911

Calibration Standard Information				
Parameter	Standard	Lot #	Date of Expiration	Brand
Specific Conductance (µS/cm)	4,490	24005593	12/24	Air
pH (SU)	4.00	24005593	12/24	Air
pH (SU)	7.00	24004517	12/24	Air
pH (SU)	10.00	24000085	12/24	Air
D.O. (%)	N/A	N/A	N/A	Air
ORP (mV)	228.0	24006903	12/24	Air

Calibration					
Time Start 915			Time Finish 925		
Parameter	Standard	Calibration Value	Calibration Solution Temperature (°C)	Acceptance Criteria	Reference
Specific Conductance (µS/cm)	4,490	4490	28.10	± 10% of standard	EPA 2023
pH (SU)	4.00	4.0	28.26	± 0.1	GWMP
pH (SU)	7.00	7.0	28.78	± 0.1	GWMP
pH (SU)	10.00	10.0	29.31	± 0.1	GWMP
D.O. (%)	N/A	100%	28.1	± 10%	NA
ORP (mV)	228.0	228	28.80	± 10	EPA 2023

	Standard	Calibration Value	Acceptance Criteria	Reference
Turbidity (NTU)	0	0	± 10% of standard	EPA 2023
	1	1.01		
	10	10.02		
	—	—		

Calibration Check					
Time Start			Time Finish		
Parameter	Standard	Calibration Value	Calibration Solution Temperature (°C)	Acceptance Criteria	Reference
Specific Conductance (µS/cm)	4,490			± 10% of standard	EPA 2023
pH (SU)	4.00			± 0.1	GWMP
pH (SU)	7.00			± 0.1	GWMP
pH (SU)	10.00			± 0.1	GWMP

	Standard	Calibration Value	Acceptance Criteria	Reference
Turbidity (NTU)			± 10% of standard	EPA 2023

Notes:

Site Name: Hammond

Calibrated By: Erin W.

Field Instrumentation Calibration Form

Date: 4-30-24

Field Conditions: Rain

Instrument	Manufactuer/ Model	Serial Number
Water Quality Meter	AquaTroll 400	966105
Turbidity Meter	La Motte	7009-1416

Calibration Standard Information				
Parameter	Standard	Lot #	Date of Expiration	Brand
Specific Conductance (µS/cm)	4,490	24605593	12/24	AIR
pH (SU)	4.00	〃	〃	
pH (SU)	7.00	24004517	12/24	
pH (SU)	10.00	24000085	12/24	
D.O. (%)	N/A	-	-	
ORP (mV)	228.0	2400 6903	12/24	↓

Calibration					
Time Start 0910		Time Finish 0940			
Parameter	Standard	Calibration Value	Calibration Solution Temperature (°C)	Acceptance Criteria	Reference
Specific Conductance (µS/cm)	4,490	4490	22.35	± 10% of standard	EPA 2023
pH (SU)	4.00	4.00	23.34	± 0.1	GWMP
pH (SU)	7.00	7.00	23.32	± 0.1	GWMP
pH (SU)	10.00	10.00	23.73	± 0.1	GWMP
D.O. (%)	N/A	100%	23.44	± 10%	NA
ORP (mV)	228.0	228.0	23.74	± 10	EPA 2023

	Standard	Calibration Value	Acceptance Criteria	Reference
Turbidity (NTU)	0	0	± 10% of standard	EPA 2023
	1	1		
	10	10		
	—	—		

Calibration Check					
Time Start —		Time Finish —			
Parameter	Standard	Calibration Value	Calibration Solution Temperature (°C)	Acceptance Criteria	Reference
Specific Conductance (µS/cm)	4,490	—	—	± 10% of standard	EPA 2023
pH (SU)	4.00	—	—	± 0.1	GWMP
pH (SU)	7.00	—	—	± 0.1	GWMP
pH (SU)	10.00	—	—	± 0.1	GWMP

	Standard	Calibration Value	Acceptance Criteria	Reference
Turbidity (NTU)	—	—	± 10% of standard	EPA 2023
	—	—		
	—	—		
	—	—		

Notes:

Site Name: Plant Hammond

Calibrated By: ER

Field Instrumentation Calibration Form

Date: 5/1/24

Field Conditions: 40-70 sunny

Instrument	Manufactuer/ Model	Serial Number
Water Quality Meter	Aquatroll 400	~~966105~~ ER 5-1-24
Turbidity Meter	1a Mottle 2020	1511-4111

SN: 883546

Calibration Standard Information				
Parameter	**Standard**	**Lot #**	**Date of Expiration**	**Brand**
Specific Conductance (µS/cm)	4,490	24005593	12/24	AIR
pH (SU)	4.00	24005593	12/24	AIR
pH (SU)	7.00	24004517	12/24	AIR
pH (SU)	10.00	24000083	12/24	AIR
D.O. (%)	N/A	—	—	AIR
ORP (mV)	228.0	24000903	12/24	AIR

Calibration					
Time Start 830		**Time Finish** 900			
Parameter	**Standard**	**Calibration Value**	**Calibration Solution Temperature (°C)**	**Acceptance Criteria**	**Reference**
Specific Conductance (µS/cm)	4,490	4490	25.68	± 10% of standard	EPA 2023
pH (SU)	4.00	4.0	25.51	± 0.1	GWMP
pH (SU)	7.00	7.0	25.30	± 0.1	GWMP
pH (SU)	10.00	10.0	24.95	± 0.1	GWMP
D.O. (%)	N/A	100%	23.97	± 10%	NA
ORP (mV)	228.0	228	24.20	± 10	EPA 2023

	Standard	Calibration Value	Acceptance Criteria	Reference
Turbidity (NTU)	0	0.15	± 10% of standard	EPA 2023
	1	0.97		
	10	9.77		
	—	—		

Calibration Check					
Time Start		**Time Finish**			
Parameter	**Standard**	**Calibration Value**	**Calibration Solution Temperature (°C)**	**Acceptance Criteria**	**Reference**
Specific Conductance (µS/cm)	4,490			± 10% of standard	EPA 2023
pH (SU)	4.00			± 0.1	GWMP
pH (SU)	7.00			± 0.1	GWMP
pH (SU)	10.00			± 0.1	GWMP

	Standard	Calibration Value	Acceptance Criteria	Reference
Turbidity (NTU)			± 10% of standard	EPA 2023

Notes:

Site Name: Hammond

Calibrated By: Zain W.

Field Instrumentation Calibration Form

Date: 5/1/24

Field Conditions: Clear, 60°F

Instrument	Manufactuer/ Model	Serial Number
Water Quality Meter	Aquaroll 400	96105
Turbidity Meter	La Motte	7009-1416

Calibration Standard Information				
Parameter	Standard	Lot #	Date of Expiration	Brand
Specific Conductance (µS/cm)	4,490	24005593	12/24	ATR
pH (SU)	4.00	↓	↓	↓
pH (SU)	7.00	24004517	12/24	
pH (SU)	10.00	24000685	12/24	
D.O. (%)	N/A	—	—	
ORP (mV)	228.0	24006903	12/24	

Calibration					
Time Start 0859		Time Finish 0911			
Parameter	Standard	Calibration Value	Calibration Solution Temperature (°C)	Acceptance Criteria	Reference
Specific Conductance (µS/cm)	4,490	4490	20.97	± 10% of standard	EPA 2023
pH (SU)	4.00	4.00	21.04	± 0.1	GWMP
pH (SU)	7.00	7.00	21.38	± 0.1	GWMP
pH (SU)	10.00	10.00	21.55	± 0.1	GWMP
D.O. (%)	N/A	100%	21.10	± 10%	NA
ORP (mV)	228.0	226.0	21.39	± 10	EPA 2023

	Standard	Calibration Value	Acceptance Criteria	Reference
Turbidity (NTU)	0	0	± 10% of standard	EPA 2023
	1	1		
	10	10		
	—	—		

Calibration Check					
Time Start —		Time Finish —			
Parameter	Standard	Calibration Value	Calibration Solution Temperature (°C)	Acceptance Criteria	Reference
Specific Conductance (µS/cm)	4,490	—	—	± 10% of standard	EPA 2023
pH (SU)	4.00	—	—	± 0.1	GWMP
pH (SU)	7.00	—	—	± 0.1	GWMP
pH (SU)	10.00	—	—	± 0.1	GWMP

	Standard	Calibration Value	Acceptance Criteria	Reference
Turbidity (NTU)	—	—	± 10% of standard	EPA 2023
	—	—		
	—	—		
	—	—		

Notes:

Site Name: Plant Hammond

Field Instrumentation Calibration Form

Date: 5-9-2024

Calibrated By: A. Szwast

Field Conditions: Thunderstorms, 66°F

Instrument	Manufactuer/ Model	Serial Number
Water Quality Meter	AquaTroll 400	830751
Turbidity Meter	La Motte 2020t	7009-1416

Calibration Standard Information				
Parameter	Standard	Lot #	Date of Expiration	Brand
Specific Conductance (µS/cm)	4,490	24005593	12/2024	AIR
pH (SU)	4.00	24005593	12/2024	AIR
pH (SU)	7.00	24003597	11/2024	AIR
pH (SU)	10.00	24004996	11/2024	AIR
D.O. (%)	N/A	—	—	—
ORP (mV)	228.0	24006903		AIR

Calibration					
Time Start: 1020		Time Finish:			
Parameter	Standard	Calibration Value	Calibration Solution Temperature (°C)	Acceptance Criteria	Reference
Specific Conductance (µS/cm)	4,490	4490.0	23.34	± 10% of standard	EPA 2023
pH (SU)	4.00	4.00	23.54	± 0.1	GWMP
pH (SU)	7.00	7.00	23.52	± 0.1	GWMP
pH (SU)	10.00	10.00	23.57	± 0.1	GWMP
D.O. (%)	N/A	~~23~~ 100%	23.04	± 10%	NA
ORP (mV)	228.0	228.0	23.45	± 10	EPA 2023

	Standard	Calibration Value	Acceptance Criteria	Reference
Turbidity (NTU)	0	0.00	± 10% of standard	EPA 2023
	1	0.70		
	10	10.12		
	—	—		

Calibration Check					
Time Start		Time Finish			
Parameter	Standard	Calibration Value	Calibration Solution Temperature (°C)	Acceptance Criteria	Reference
Specific Conductance (µS/cm)	4,490			± 10% of standard	EPA 2023
pH (SU)	4.00			± 0.1	GWMP
pH (SU)	7.00			± 0.1	GWMP
pH (SU)	10.00			± 0.1	GWMP

	Standard	Calibration Value	Acceptance Criteria	Reference
Turbidity (NTU)			± 10% of standard	EPA 2023

Notes:

Site Name GP Plant Hammond **Field Instrumentation Calibration Form** Date 5/9/24

Calibrated By J. Newsome Field Conditions Storms, Rain

Instrument	Manufactuer/ Model	Serial Number
Water Quality Meter	Aquatroll	966105
Turbidity Meter	LaMotte 2020we	1511-4111

Calibration Standard Information				
Parameter	Standard	Lot #	Date of Expiration	Brand
Specific Conductance (µS/cm)	4,490	24005593	12/24	AIR
pH (SU)	4 00	24005593	12/24	AIR
pH (SU)	7 00	24004917	12/24	AIR
pH (SU)	10 00	24000085	12/24	AIR
D O (%)	N/A	N/A	N/A	N/A
ORP (mV)	228 0	24000903	12/24	AIR

Calibration					
Time Start	0900 1000	Time Finish	1630		
Parameter	Standard	Calibration Value	Calibration Solution Temperature (°C)	Acceptance Criteria	Reference
Specific Conductance (µS/cm)	4,490	—	—	± 10% of standard	EPA 2023
pH (SU)	4 00	4.01	22.98	± 0 1	GWMP
pH (SU)	7 00	6.97	23.45	± 0 1	GWMP
pH (SU)	10 00	10.00	22.58	± 0 1	GWMP
D O (%)	N/A	99.7%	20.98	± 10%	NA
ORP (mV)	228 0	227.0	22.42	± 10	EPA 2023

	Standard	Calibration Value	Acceptance Criteria	Reference
Turbidity (NTU)	0	0	± 10% of standard	EPA 2023
	1	1.01		
	10	9.87		

Calibration Check					
Time Start		Time Finish			
Parameter	Standard	Calibration Value	Calibration Solution Temperature (°C)	Acceptance Criteria	Reference
Specific Conductance (µS/cm)	4,490		-	± 10% of standard	EPA 2023
pH (SU)	4 00			± 0 1	GWMP
pH (SU)	7 00		5-9-24	± 0 1	GWMP
pH (SU)	10 00			± 0 1	GWMP

	Standard	Calibration Value	Acceptance Criteria	Reference
Turbidity (NTU)			± 10% of standard	EPA 2023
	5-9-24			

Notes

11

Site Name: Plant Hammond

Field Instrumentation Calibration Form

Date: 5-10-2024

Calibrated By: A. Szwast

Field Conditions: Sunny, 70°F

Instrument	Manufactuer/ Model	Serial Number
Water Quality Meter	Aquatroll 600	850751
Turbidity Meter	LaMotte 2020+	7009-1416

Calibration Standard Information				
Parameter	**Standard**	**Lot #**	**Date of Expiration**	**Brand**
Specific Conductance (µS/cm)	4,490	24005893	12/2024	AIR
pH (SU)	4.00	24005593	12/2024	AIR
pH (SU)	7.00	24003597	11/2024	AIR
pH (SU)	10.00	24004946	11/2024	AIR
D.O. (%)	N/A	—	—	—
ORP (mV)	228.0	24006903	11/2024	AIR

Calibration					
Time Start 750		**Time Finish** 805			
Parameter	**Standard**	**Calibration Value**	**Calibration Solution Temperature (°C)**	**Acceptance Criteria**	**Reference**
Specific Conductance (µS/cm)	4,490	4490.0	23.79	± 10% of standard	EPA 2023
pH (SU)	4.00	4.00	23.70	± 0.1	GWMP
pH (SU)	7.00	7.00	23.64	± 0.1	GWMP
pH (SU)	10.00	10.00	23.43	± 0.1	GWMP
D.O. (%)	N/A	100.00	20.32	± 10%	NA
ORP (mV)	228.0	228.0	22.09	± 10	EPA 2023

	Standard	**Calibration Value**	**Acceptance Criteria**	**Reference**
Turbidity (NTU)	0	0.00	± 10% of standard	EPA 2023
	1	0.81		
	10	9.96		
	—	—		

Calibration Check					
Time Start 1445		**Time Finish** 1455			
Parameter	**Standard**	**Calibration Value**	**Calibration Solution Temperature (°C)**	**Acceptance Criteria**	**Reference**
Specific Conductance (µS/cm)	4,490	4490.0	30.88	± 10% of standard	EPA 2023
pH (SU)	4.00	4.00	30.88	± 0.1	GWMP
pH (SU)	7.00	7.00	30.00	± 0.1	GWMP
pH (SU)	10.00	10.00	29.60	± 0.1	GWMP

	Standard	**Calibration Value**	**Acceptance Criteria**	**Reference**
Turbidity (NTU)	0	0.00	± 10% of standard	EPA 2023
	1	0.83		
	10	10.04		
	—	—		

Notes:

Site Name: GP Plant Hammond

Field Instrumentation Calibration Form

Date: 5/10/24 JV

Calibrated By: J. Newsome

Field Conditions: ~~Clear~~, Cloudy, 46°F

Instrument	Manufactuer/ Model	Serial Number
Water Quality Meter	Aquatroll	916105
Turbidity Meter	La Motte 2020we	1511-4111

Calibration Standard Information				
Parameter	Standard	Lot #	Date of Expiration	Brand
Specific Conductance (µS/cm)	4,490	24005593	12/2024	AIR
pH (SU)	4.00	24005593	12/2024	AIR
pH (SU)	7.00	24C04917	12/2024	AIR
pH (SU)	10.00	24000085	12/2024	AIR
D.O. (%)	N/A	—	—	—
ORP (mV)	228.0	24006903	12/2024	AIR

Calibration					
Time Start	0745	Time Finish	0815		
Parameter	Standard	Calibration Value	Calibration Solution Temperature (°C)	Acceptance Criteria	Reference
Specific Conductance (µS/cm)	4,490	4425.9	23.25	± 10% of standard	EPA 2023
pH (SU)	4.00	4.05	23.61	± 0.1	GWMP
pH (SU)	7.00	7.05	24.01	± 0.1	GWMP
pH (SU)	10.00	10.02	24.24	± 0.1	GWMP
D.O. (%)	N/A	100.84	22.08	± 10%	NA
ORP (mV)	228.0	229.4	23.98	± 10	EPA 2023

	Standard	Calibration Value	Acceptance Criteria	Reference
Turbidity (NTU)	0	0	± 10% of standard	EPA 2023
	1	0.99		
	10	9.57		
	—	—		

Calibration Check					
Time Start	1415	Time Finish	1430		
Parameter	Standard	Calibration Value	Calibration Solution Temperature (°C)	Acceptance Criteria	Reference
Specific Conductance (µS/cm)	4,490	4478.9	24.06	± 10% of standard	EPA 2023
pH (SU)	4.00	4.01	24.07	± 0.1	GWMP
pH (SU)	7.00	7.07	23.97	± 0.1	GWMP
pH (SU)	10.00	9.98	24.51	± 0.1	GWMP

	Standard	Calibration Value	Acceptance Criteria	Reference
Turbidity (NTU)	0	0.02	± 10% of standard	EPA 2023
	1	1.04		
	10	9.82		
	—	—		

Notes:

Site Name: GP Plant Hammond

Field Instrumentation Calibration Form

Date 5/13 & 14/24

Calibrated By: J. Newsomp

Field Conditions: Cloudy, 60's

Instrument	Manufactuer/ Model	Serial Number
Water Quality Meter	Aquatroll	966105
Turbidity Meter	LaMotte 2020 we	1511- 4111

Calibration Standard Information

Parameter	Standard	Lot #	Date of Expiration	Brand
Specific Conductance (µS/cm)	4,490	24005593	12/2024	AIR
pH (SU)	4.00	24005593	12/2024	AIR
pH (SU)	7.00	24004517	12/2024	AIR
pH (SU)	10.00	24000085	12/2024	AIR
D.O. (%)	N/A			
ORP (mV)	228.0	24000903	12/2024	AIR

Calibration

Time Start: 0750 Time Finish:

Parameter	Standard	Calibration Value	Calibration Solution Temperature (°C)	Acceptance Criteria	Reference
Specific Conductance (µS/cm)	4,490	4491.4	19.05	± 10% of standard	EPA 2023
pH (SU)	4.00	4.04	19.14	± 0.1	GWMP
pH (SU)	7.00	7.04	19.24	± 0.1	GWMP
pH (SU)	10.00	10.03	19.03 19.30	± 0.1	GWMP
D.O. (%)	N/A	99.75	19.24	± 10%	NA
ORP (mV)	228.0	228.5	19.32	± 10	EPA 2023

	Standard	Calibration Value	Acceptance Criteria	Reference
Turbidity (NTU)	0	0.01	± 10% of standard	EPA 2023
	1	1.01		
	10	9.98		

Calibration Check

Time Start: Time Finish:

Parameter	Standard	Calibration Value	Calibration Solution Temperature (°C)	Acceptance Criteria	Reference
Specific Conductance (µS/cm)	4,490	4460.91	20.12	± 10% of standard	EPA 2023
pH (SU)	4.00	4.03	20.12	± 0.1	GWMP
pH (SU)	7.00	7.02	19.63	± 0.1	GWMP
pH (SU)	10.00	10.04	20.05	± 0.1	GWMP

	Standard	Calibration Value	Acceptance Criteria	Reference
Turbidity (NTU)	0	0	± 10% of standard	EPA 2023
	1	1.01		
	10	10		

Notes:

APPENDIX D

Certified Well Survey Data

Well ID	Casing Northing	Casing Easting	Top of Casing Elevation	Nail or Pad Northing	Nail or Pad Easting	Nail or Pad Elevation	Description
AS-01	1549048.28	1942388.06	577.08	1549048.17	1942388.79	577.46	NAIL ON PAD
AS-02	1549049.08	1942400.03	576.72	1549049.00	1942400.65	577.14	NAIL ON PAD
AS-03	1548670.10	1940933.87	591.60	1548669.94	1940933.21	591.98	NAIL ON PAD
AS-04	1548680.80	1940930.83	591.50	1548680.66	1940930.25	591.97	NAIL ON PAD
INW-03	1549052.75	1942388.28	577.07	1549052.67	1942389.06	577.38	NAIL ON PAD
INW-04	1548671.73	1940929.98	591.58	1548671.52	1940929.36	592.01	NAIL ON PAD
INW-05	1548680.07	1940935.89	591.31	1548679.97	1940935.37	591.81	NAIL ON PAD
PT-11	1549055.61	1942390.89	576.96	1549055.62	1942391.58	577.35	NAIL ON PAD
PT-12	1549045.43	1942391.10	576.84	1549045.32	1942391.85	577.34	NAIL ON PAD
PT-13	1548676.04	1940939.23	591.47	1548675.94	1940938.61	591.88	NAIL ON PAD
PT-14	1548673.63	1940926.52	591.62	1548673.48	1940925.84	592.06	NAIL ON PAD
PT-15	1548668.35	1940937.45	591.37	1548668.21	1940936.90	591.90	NAIL ON PAD
Benchmark	Northing	Easting	Elevation				
BM-H3	1548237.413	1941013.571	574.63				

SURVEY DATA CERTIFICATION FOR SOUTHERN COMPANY TO DETERMINE NORTHING, EASTING, AND VERTICAL ELEVATION OF THE NAIL IN THE CONCRETE PAD & THE PVC WELL CASING. DATE OF FIELD SURVEY & INSPECTION: 06/03/2024. FIELD SURVEY POSITIONAL TOLERANCE=0.5 FEET HORIZONTAL-NAD'83, 0.01 VERTICAL-NAVD '88. EQUIPMENT USED FOR HORIZONTAL LOCATION: TRIMBLE R12 RTK GPS & TRIMBLE S5 ROBOTIC TOTAL STATION. THE VERTICAL LOCATION OF EACH SURVEYED POINT WAS ESTABLISHED BASED UPON LEVEL RUNS WITH A DIGITAL LEVEL LOOP FROM VERTICAL CONTROL ESTABLISHED BY ON-SITE BENCHMARK BM-H3 SET BY GEL SOLUTIONS USING A TRIMBLE DINI LEVEL



7/1/2024



COA - LS003119
Exp. 12/31/2024

APPENDIX B

Well Maintenance and Repair Documentation Memorandum

Geosyntec consultants

1255 Roberts Boulevard, Suite 200
Kennesaw, Georgia 30144
PH 678.202.9500
FAX 678.202.9501
www.geosyntec.com

MEMORANDUM

DATE: May 16, 2024

TO: Kristen Jurinko, P.G., Southern Company Services, Inc.

CC: Ben Hodges, P.G. Georgia Power Company

FROM: Geosyntec Consultants

SUBJECT: **Plant Hammond Ash Pond 1 (AP-1) – Well Maintenance and Repair Documentation, Georgia Power Company**

Geosyntec Consultants has prepared this memorandum to provide documentation of groundwater monitoring well maintenance and/or repair performed at Plant Hammond Ash Pond 1 (AP-1) during the February 2024 sampling event. All repairs and maintenance were completed in accordance with the Georgia Environmental Protection Division (GA EPD) guidance on routine visual inspections of groundwater monitoring wells. Documentation of the well inspections are provided as an attachment to this memorandum.

Georgia Power Site/Unit	Date Performed	Well ID	Maintenance/ Repair Performed
Hammond/AP-1	2/12/2024	All Wells	Checked and cleared weep holes of debris.

Well Inspection

Site Name: Plant Hammond AP-1

Date: 02/12/2024

Permit Number: 057-023D (CCR)

Field Conditions: Rainy, 50° F

Well ID:	Location/Identification			
	Visible and accessible	Properly identified with correct well ID	Located in high traffic area; does the well require protection from traffic	Acceptable drainage around well (no standing water, not located in obvious drainage flow path)
HGWA-1	Yes	Yes	No	Yes
HGWA-2	Yes	Yes	No	Yes
HGWA-3	Yes	Yes	No	Yes
HGWA-43D	Yes	Yes	No	Yes
HGWA-44D	Yes	Yes	No	Yes
HGWC-7	Yes	Yes	No	Yes
HGWC-8	Yes	Yes	No	Yes
HGWC-9	Yes	Yes	No	Yes
HGWC-10	Yes	Yes	No	Yes
HGWC-11	Yes	Yes	No	Yes
HGWC-12	Yes	Yes	No	Yes
HGWC-13	Yes	Yes	No	Yes
AP1A-1	Yes	Yes	No	Yes
MW-1	Yes	Yes	No	Yes
MW-5	Yes	Yes	No	Yes
MW-6	Yes	Yes	No	Yes
MW-7	Yes	Yes	No	Yes
MW-8	Yes	Yes	No	Yes
MW-19	Yes	Yes	No	Yes
MW-20	Yes	Yes	No	Yes
MW-24D	Yes	Yes	No	Yes
MW-25D	Yes	Yes	No	Yes
MW-26D	Yes	Yes	No	Yes
MW-27D	Yes	Yes	No	Yes
MW-28D	Yes	Yes	No	Yes
MW-29	Yes	Yes	No	Yes
MW-30D	Yes	Yes	No	Yes
MW-40D	Yes	Yes	No	Yes
MW-53	Yes	Yes	No	Yes
MW-54	Yes	Yes	No	Yes
PT-07	Yes	Yes	No	Yes
PT-08	Yes	Yes	No	Yes
PT-09	Yes	Yes	No	Yes
PT-10	Yes	Yes	No	Yes

Well Inspection

Site Name: Plant Hammond AP-1

Date: 02/12/2024

Permit Number: 057-023D (CCR)

Field Conditions: Rainy, 50° F

Well ID:	Protective Casing				
	Free from apparent damage and able to be secured	No degradation or deterioration	Functioning weep hole	Annular space clear of debris and water, or filled with pea gravel/sand	Locked and is the lock in good condition
HGWA-1	Yes	Yes	Yes	Yes	Yes
HGWA-2	Yes	Yes	Yes	Yes	Yes
HGWA-3	Yes	Yes	Yes	Yes	Yes
HGWA-43D	Yes	Yes	Yes	Yes	Yes
HGWA-44D	Yes	Yes	Yes	Yes	Yes
HGWC-7	Yes	Yes	Yes	Yes	Yes
HGWC-8	Yes	Yes	Yes	Yes	Yes
HGWC-9	Yes	Yes	Yes	Yes	Yes
HGWC-10	Yes	Yes	Yes	Yes	Yes
HGWC-11	Yes	Yes	Yes	Yes	Yes
HGWC-12	Yes	Yes	Yes	Yes	Yes
HGWC-13	Yes	Yes	Yes	Yes	Yes
AP1A-1	Yes	Yes	Yes	Yes	Yes
MW-1	Yes	Yes	Yes	Yes	Yes
MW-5	Yes	Yes	Yes	Yes	Yes
MW-6	Yes	Yes	Yes	Yes	Yes
MW-7	Yes	Yes	Yes	Yes	Yes
MW-8	Yes	Yes	Yes	Yes	Yes
MW-19	Yes	Yes	Yes	Yes	Yes
MW-20	Yes	Yes	Yes	Yes	Yes
MW-24D	Yes	Yes	Yes	Yes	Yes
MW-25D	Yes	Yes	Yes	Yes	Yes
MW-26D	Yes	Yes	Yes	Yes	Yes
MW-27D	Yes	Yes	Yes	Yes	Yes
MW-28D	Yes	Yes	Yes	Yes	Yes
MW-29	Yes	Yes	Yes	Yes	Yes
MW-30D	Yes	Yes	Yes	Yes	Yes
MW-40D	Yes	Yes	Yes	Yes	Yes
MW-53	Yes	Yes	Yes	Yes	Yes
MW-54	Yes	Yes	Yes	Yes	Yes
PT-07	Yes	Yes	Yes	Yes	Yes
PT-08	Yes	Yes	Yes	Yes	Yes
PT-09	Yes	Yes	Yes	Yes	Yes
PT-10	Yes	Yes	Yes	Yes	Yes

Well Inspection

Site Name: Plant Hammond AP-1

Date: 02/12/2024

Permit Number: 057-023D (CCR)

Field Conditions: Rainy, 50° F

Well ID:	Surface Pad			Internal Casing		
	Good condition (not cracked/ broken)	Sloped away from the protective casing	In complete contact with the ground surface and stable	Cap prevents entry of foreign material into the well	Free of kinks/bends, or any obstructions from foreign objects (such as bailers)	Properly vented for equilibration of air pressure
HGWA-1	Yes	Yes	Yes	Yes	Yes	Yes
HGWA-2	Yes	Yes	Yes	Yes	Yes	Yes
HGWA-3	Yes	Yes	Yes	Yes	Yes	Yes
HGWA-43D	Yes	Yes	Yes	Yes	Yes	Yes
HGWA-44D	Yes	Yes	Yes	Yes	Yes	Yes
HGWC-7	Yes	Yes	Yes	Yes	Yes	Yes
HGWC-8	Yes	Yes	Yes	Yes	Yes	Yes
HGWC-9	Yes	Yes	Yes	Yes	Yes	Yes
HGWC-10	Yes	Yes	Yes	Yes	Yes	Yes
HGWC-11	Yes	Yes	Yes	Yes	Yes	Yes
HGWC-12	Yes	Yes	Yes	Yes	Yes	Yes
HGWC-13	Yes	Yes	Yes	Yes	Yes	Yes
AP1A-1	Yes	Yes	Yes	Yes	Yes	Yes
MW-1	Yes	Yes	Yes	Yes	Yes	Yes
MW-5	Yes	Yes	Yes	Yes	Yes	Yes
MW-6	Yes	Yes	Yes	Yes	Yes	Yes
MW-7	Yes	Yes	Yes	Yes	Yes	Yes
MW-8	Yes	Yes	Yes	Yes	Yes	Yes
MW-19	Yes	Yes	Yes	Yes	Yes	Yes
MW-20	Yes	Yes	Yes	Yes	Yes	Yes
MW-24D	Yes	Yes	Yes	Yes	Yes	Yes
MW-25D	Yes	Yes	Yes	Yes	Yes	Yes
MW-26D	Yes	Yes	Yes	Yes	Yes	Yes
MW-27D	Yes	Yes	Yes	Yes	Yes	Yes
MW-28D	Yes	Yes	Yes	Yes	Yes	Yes
MW-29	Yes	Yes	Yes	Yes	Yes	Yes
MW-30D	Yes	Yes	Yes	Yes	Yes	Yes
MW-40D	Yes	Yes	Yes	Yes	Yes	Yes
MW-53	Yes	Yes	Yes	Yes	Yes	Yes
MW-54	Yes	Yes	Yes	Yes	Yes	Yes
PT-07	Yes	Yes	Yes	Yes	Yes	Yes
PT-08	Yes	Yes	Yes	Yes	Yes	Yes
PT-09	Yes	Yes	Yes	Yes	Yes	Yes
PT-10	Yes	Yes	Yes	Yes	Yes	Yes

Well Inspection

Site Name: Plant Hammond AP-1

Date: 02/12/2024

Permit Number: 057-023D (CCR)

Field Conditions: Rainy, 50° F

Well ID:	Corrective actions as needed, by date:
HGWA-1	N/A
HGWA-2	N/A
HGWA-3	N/A
HGWA-43D	N/A
HGWA-44D	N/A
HGWC-7	N/A
HGWC-8	N/A
HGWC-9	N/A
HGWC-10	N/A
HGWC-11	N/A
HGWC-12	N/A
HGWC-13	N/A
AP1A-1	N/A
MW-1	N/A
MW-5	N/A
MW-6	N/A
MW-7	N/A
MW-8	N/A
MW-19	N/A
MW-20	N/A
MW-24D	N/A
MW-25D	N/A
MW-26D	N/A
MW-27D	N/A
MW-28D	N/A
MW-29	N/A
MW-30D	N/A
MW-40D	N/A
MW-53	N/A
MW-54	N/A
PT-07	N/A
PT-08	N/A
PT-09	N/A
PT-10	N/A

APPENDIX C

Laboratory Analytical and Field Sampling Reports

LABORATORY ANALYTICAL RESULTS

Pace Analytical Services, LLC
9800 Kincey Ave. Suite 100
Huntersville, NC 28078
(704)875-9092

May 08, 2024

Kristen Jurinko
Southern Company
241 Ralph McGill Blvd NE
Bin 10160
Atlanta, GA 30308

RE: Project: Plant Hammond Pooled Upgradien
Pace Project No.: 92713556

Dear Kristen Jurinko:

Enclosed are the analytical results for sample(s) received by the laboratory on February 14, 2024. The results relate only to the samples included in this report. Results reported herein conform to the applicable TNI/NELAC Standards and the laboratory's Quality Manual, where applicable, unless otherwise noted in the body of the report.

The test results provided in this final report were generated by each of the following laboratories within the Pace Network:

- Pace Analytical Services - Asheville
- Pace Analytical Services - Peachtree Corners, GA

Revision 1: Arsenic RDL limit was updated to report 0.005 mg/L.

If you have any questions concerning this report, please feel free to contact me.

Sincerely,

Bonnie Vang
bonnie.vang@pacelabs.com
704-977-0968
Project Manager

Enclosures

cc: Kip Gray, Geosyntec
Christine Hug, Geosyntec Consultants, Inc.
Thomas Kessler, Geosyntec Consultants
Whitney Law, Geosyntec Consultants
Laura Midkiff, Southern Company
Caroline Nelson, Geosyntec Consultants, Inc
Anthony Szwast, Geosyntec Consultants

This report shall not be reproduced, except in full,
without the written consent of Pace Analytical Services, LLC.

Pace Analytical Services, LLC
9800 Kincey Ave. Suite 100
Huntersville, NC 28078
(704)875-9092

CERTIFICATIONS

Project: Plant Hammond Pooled Upgradien
Pace Project No.: 92713556

Pace Analytical Services Asheville
2225 Riverside Drive, Asheville, NC 28804
Florida/NELAP Certification #: E87648
North Carolina Drinking Water Certification #: 37712
North Carolina Wastewater Certification #: 40
South Carolina Laboratory ID: 99030
South Carolina Certification #: 99030001
Virginia/VELAP Certification #: 460222

Pace Analytical Services Peachtree Corners
110 Technology Pkwy, Peachtree Corners, GA 30092
Florida DOH Certification #: E87315
Georgia DW Inorganics Certification #: 812
North Carolina Certification #: 381
South Carolina Certification #: 98011001
Virginia Certification #: 460204

REPORT OF LABORATORY ANALYSIS

This report shall not be reproduced, except in full,
without the written consent of Pace Analytical Services, LLC.

Pace Analytical Services, LLC
9800 Kincey Ave. Suite 100
Huntersville, NC 28078
(704)875-9092

SAMPLE SUMMARY

Project: Plant Hammond Pooled Upgradien
Pace Project No.: 92713556

Lab ID	Sample ID	Matrix	Date Collected	Date Received
92713556001	**HAM-HGWA-1**	Water	02/13/24 18:38	02/14/24 14:50
92713556002	**HAM-HGWA-2**	Water	02/13/24 15:30	02/14/24 14:50
92713556003	**HAM-HGWA-3**	Water	02/13/24 13:58	02/14/24 14:50
92713556004	**HAM-HGWA-43D**	Water	02/13/24 11:09	02/14/24 14:50
92713556005	**HAM-HGWA-44D**	Water	02/13/24 11:51	02/14/24 14:50
92713556006	**HAM-UGRD-FD-01**	Water	02/13/24 00:00	02/14/24 14:50
92713556007	**HAM-UGRD-EB-01**	Water	02/13/24 13:05	02/14/24 14:50
92713556008	**HAM-UGRD-FB-01**	Water	02/13/24 13:10	02/14/24 14:50

This report shall not be reproduced, except in full,
without the written consent of Pace Analytical Services, LLC.

Pace Analytical Services, LLC
9800 Kincey Ave. Suite 100
Huntersville, NC 28078
(704)875-9092

SAMPLE ANALYTE COUNT

Project: Plant Hammond Pooled Upgradien
Pace Project No.: 92713556

Lab ID	Sample ID	Method	Analysts	Analytes Reported
92713556001	**HAM-HGWA-1**	EPA 6010D	AJM, DRB	6
		EPA 6020B	MT1	13
		EPA 7470A	VB	1
		SM 2320B-2011	YEG	3
		SM 2540C-2015	JAY	1
		SM 4500-S2D-2011	JP1	1
		EPA 300.0 Rev 2.1 1993	JCM	3
92713556002	**HAM-HGWA-2**	EPA 6010D	AJM	6
		EPA 6020B	MT1	13
		EPA 7470A	VB	1
		SM 2320B-2011	YEG	3
		SM 2540C-2015	JAY	1
		SM 4500-S2D-2011	JP1	1
		EPA 300.0 Rev 2.1 1993	JCM	3
92713556003	**HAM-HGWA-3**	EPA 6010D	AJM	6
		EPA 6020B	MT1	13
		EPA 7470A	VB	1
		SM 2320B-2011	YEG	3
		SM 2540C-2015	JAY	1
		SM 4500-S2D-2011	JP1	1
		EPA 300.0 Rev 2.1 1993	JCM	3
92713556004	**HAM-HGWA-43D**	EPA 6010D	AJM	6
		EPA 6020B	MT1	13
		EPA 7470A	VB	1
		SM 2320B-2011	YEG	3
		SM 2540C-2015	JAY	1
		SM 4500-S2D-2011	JP1	1
		EPA 300.0 Rev 2.1 1993	JCM	3
92713556005	**HAM-HGWA-44D**	EPA 6010D	AJM	6
		EPA 6020B	MT1	13
		EPA 7470A	VB	1
		SM 2320B-2011	YEG	3
		SM 2540C-2015	JAY	1
		SM 4500-S2D-2011	JP1	1
		EPA 300.0 Rev 2.1 1993	JCM	3
92713556006	**HAM-UGRD-FD-01**	EPA 6010D	AJM	6
		EPA 6020B	MT1	13

REPORT OF LABORATORY ANALYSIS

This report shall not be reproduced, except in full,
without the written consent of Pace Analytical Services, LLC.

Pace Analytical Services, LLC
9800 Kincey Ave. Suite 100
Huntersville, NC 28078
(704)875-9092

SAMPLE ANALYTE COUNT

Project: Plant Hammond Pooled Upgradien
Pace Project No.: 92713556

Lab ID	Sample ID	Method	Analysts	Analytes Reported
		EPA 7470A	VB	1
		SM 2320B-2011	YEG	3
		SM 2540C-2015	JAY	1
		SM 4500-S2D-2011	JP1	1
		EPA 300.0 Rev 2.1 1993	JCM	3
92713556007	**HAM-UGRD-EB-01**	EPA 6010D	AJM	1
		EPA 6020B	MT1	13
		EPA 7470A	VB	1
		SM 2540C-2015	JAY	1
		EPA 300.0 Rev 2.1 1993	JCM	3
92713556008	**HAM-UGRD-FB-01**	EPA 6010D	AJM	1
		EPA 6020B	MT1	13
		EPA 7470A	VB	1
		SM 2540C-2015	JAY	1
		EPA 300.0 Rev 2.1 1993	JCM	3

PASI-A = Pace Analytical Services - Asheville
PASI-GA = Pace Analytical Services - Peachtree Corners, GA

REPORT OF LABORATORY ANALYSIS

This report shall not be reproduced, except in full,
without the written consent of Pace Analytical Services, LLC.

Pace Analytical Services, LLC
9800 Kincey Ave. Suite 100
Huntersville, NC 28078
(704)875-9092

SUMMARY OF DETECTION

Project: Plant Hammond Pooled Upgradien
Pace Project No.: 92713556

Lab Sample ID / Method	Client Sample ID / Parameters	Result	Units	Report Limit	Analyzed	Qualifiers
92713556001	**HAM-HGWA-1**					
EPA 6010D	Iron	0.034J	mg/L	0.040	02/28/24 08:42	
EPA 6010D	Manganese	0.12	mg/L	0.040	02/26/24 00:58	
EPA 6010D	Potassium	0.59	mg/L	0.50	02/26/24 00:58	
EPA 6010D	Sodium	21.2	mg/L	1.0	02/26/24 00:58	M1
EPA 6010D	Calcium	116	mg/L	1.0	02/26/24 00:58	M1
EPA 6010D	Magnesium	4.8	mg/L	0.050	02/26/24 00:58	M1
EPA 6020B	Barium	0.039	mg/L	0.0050	02/20/24 15:38	
EPA 6020B	Boron	0.020J	mg/L	0.040	02/20/24 15:38	
SM 2320B-2011	Alkalinity,Bicarbonate (CaCO3)	303	mg/L	5.0	02/19/24 15:52	
SM 2320B-2011	Alkalinity, Total as CaCO3	303	mg/L	5.0	02/19/24 15:52	
SM 2540C-2015	Total Dissolved Solids	402	mg/L	25.0	02/18/24 14:54	
EPA 300.0 Rev 2.1 1993	Chloride	10.0	mg/L	1.0	02/16/24 01:37	
EPA 300.0 Rev 2.1 1993	Fluoride	0.071J	mg/L	0.10	02/16/24 01:37	M1
EPA 300.0 Rev 2.1 1993	Sulfate	50.4	mg/L	1.0	02/16/24 01:37	M1
92713556002	**HAM-HGWA-2**					
EPA 6010D	Iron	0.15	mg/L	0.040	02/26/24 01:17	
EPA 6010D	Manganese	0.78	mg/L	0.040	02/26/24 01:17	
EPA 6010D	Potassium	1.4	mg/L	0.50	02/26/24 01:17	
EPA 6010D	Sodium	11.6	mg/L	1.0	02/26/24 01:17	
EPA 6010D	Calcium	38.8	mg/L	1.0	02/26/24 01:17	
EPA 6010D	Magnesium	4.4	mg/L	0.050	02/26/24 01:17	
EPA 6020B	Barium	0.062	mg/L	0.0050	02/20/24 15:42	
EPA 6020B	Beryllium	0.00022J	mg/L	0.00050	02/20/24 15:42	
EPA 6020B	Boron	0.051	mg/L	0.040	02/20/24 15:42	
EPA 6020B	Cadmium	0.00027J	mg/L	0.00050	02/20/24 15:42	
EPA 6020B	Cobalt	0.022	mg/L	0.0050	02/20/24 15:42	
EPA 6020B	Lead	0.00018J	mg/L	0.0010	02/20/24 15:42	
EPA 6020B	Lithium	0.0017J	mg/L	0.030	02/20/24 15:42	
EPA 6020B	Selenium	0.0020J	mg/L	0.0050	02/20/24 15:42	
SM 2320B-2011	Alkalinity,Bicarbonate (CaCO3)	42.6	mg/L	5.0	02/19/24 16:10	
SM 2320B-2011	Alkalinity, Total as CaCO3	42.6	mg/L	5.0	02/19/24 16:10	
SM 2540C-2015	Total Dissolved Solids	214	mg/L	25.0	02/18/24 14:54	
EPA 300.0 Rev 2.1 1993	Chloride	6.3	mg/L	1.0	02/16/24 02:20	
EPA 300.0 Rev 2.1 1993	Fluoride	0.17	mg/L	0.10	02/16/24 02:20	
EPA 300.0 Rev 2.1 1993	Sulfate	93.9	mg/L	1.0	02/16/24 02:20	
92713556003	**HAM-HGWA-3**					
EPA 6010D	Iron	0.94	mg/L	0.040	02/26/24 01:22	
EPA 6010D	Manganese	0.26	mg/L	0.040	02/26/24 01:22	
EPA 6010D	Potassium	0.52	mg/L	0.50	02/26/24 01:22	
EPA 6010D	Sodium	6.2	mg/L	1.0	02/26/24 01:22	
EPA 6010D	Calcium	83.6	mg/L	1.0	02/26/24 01:22	
EPA 6010D	Magnesium	5.3	mg/L	0.050	02/26/24 01:22	
EPA 6020B	Barium	0.13	mg/L	0.0050	02/20/24 15:45	
EPA 6020B	Lithium	0.0034J	mg/L	0.030	02/20/24 15:45	
SM 2320B-2011	Alkalinity,Bicarbonate (CaCO3)	213	mg/L	5.0	02/19/24 16:18	
SM 2320B-2011	Alkalinity, Total as CaCO3	213	mg/L	5.0	02/19/24 16:18	

REPORT OF LABORATORY ANALYSIS

This report shall not be reproduced, except in full,
without the written consent of Pace Analytical Services, LLC.

Pace Analytical Services, LLC
9800 Kincey Ave. Suite 100
Huntersville, NC 28078
(704)875-9092

SUMMARY OF DETECTION

Project: Plant Hammond Pooled Upgradien
Pace Project No.: 92713556

Lab Sample ID / Method	Client Sample ID / Parameters	Result	Units	Report Limit	Analyzed	Qualifiers
92713556003	**HAM-HGWA-3**					
SM 2540C-2015	Total Dissolved Solids	284	mg/L	25.0	02/18/24 14:54	
EPA 300.0 Rev 2.1 1993	Chloride	5.3	mg/L	1.0	02/16/24 02:35	
EPA 300.0 Rev 2.1 1993	Sulfate	35.5	mg/L	1.0	02/16/24 02:35	
92713556004	**HAM-HGWA-43D**					
EPA 6010D	Iron	0.42	mg/L	0.040	02/26/24 01:27	
EPA 6010D	Manganese	0.017J	mg/L	0.040	02/26/24 01:27	
EPA 6010D	Potassium	0.89	mg/L	0.50	02/26/24 01:27	
EPA 6010D	Sodium	20.6	mg/L	1.0	02/26/24 01:27	
EPA 6010D	Calcium	53.3	mg/L	1.0	02/26/24 01:27	
EPA 6010D	Magnesium	17.9	mg/L	0.050	02/26/24 01:27	
EPA 6020B	Arsenic	0.00097J	mg/L	0.0050	02/20/24 15:49	
EPA 6020B	Barium	0.28	mg/L	0.0050	02/20/24 15:49	
EPA 6020B	Boron	0.037J	mg/L	0.040	02/20/24 15:49	
EPA 6020B	Lithium	0.0024J	mg/L	0.030	02/20/24 15:49	
EPA 6020B	Molybdenum	0.0015J	mg/L	0.010	02/20/24 15:49	
SM 2320B-2011	Alkalinity,Bicarbonate (CaCO3)	231	mg/L	5.0	02/19/24 16:26	
SM 2320B-2011	Alkalinity, Total as CaCO3	231	mg/L	5.0	02/19/24 16:26	
SM 2540C-2015	Total Dissolved Solids	291	mg/L	25.0	02/18/24 14:54	
SM 4500-S2D-2011	Sulfide	0.034J	mg/L	0.10	02/17/24 01:55	
EPA 300.0 Rev 2.1 1993	Chloride	3.9	mg/L	1.0	02/16/24 02:49	
EPA 300.0 Rev 2.1 1993	Fluoride	0.20	mg/L	0.10	02/16/24 02:49	
EPA 300.0 Rev 2.1 1993	Sulfate	28.9	mg/L	1.0	02/16/24 02:49	
92713556005	**HAM-HGWA-44D**					
EPA 6010D	Iron	0.19	mg/L	0.040	02/26/24 01:32	
EPA 6010D	Potassium	3.0	mg/L	0.50	02/26/24 01:32	
EPA 6010D	Sodium	140	mg/L	1.0	02/26/24 01:32	
EPA 6010D	Calcium	9.9	mg/L	1.0	02/26/24 01:32	
EPA 6010D	Magnesium	4.5	mg/L	0.050	02/26/24 01:32	
EPA 6020B	Arsenic	0.0014J	mg/L	0.0050	02/20/24 15:53	
EPA 6020B	Barium	0.12	mg/L	0.0050	02/20/24 15:53	
EPA 6020B	Boron	0.49	mg/L	0.040	02/20/24 15:53	
EPA 6020B	Lithium	0.088	mg/L	0.030	02/20/24 15:53	
EPA 6020B	Molybdenum	0.0018J	mg/L	0.010	02/20/24 15:53	
SM 2320B-2011	Alkalinity,Bicarbonate (CaCO3)	292	mg/L	5.0	02/19/24 16:34	
SM 2320B-2011	Alkalinity, Total as CaCO3	292	mg/L	5.0	02/19/24 16:34	
SM 2540C-2015	Total Dissolved Solids	379	mg/L	25.0	02/18/24 14:55	
SM 4500-S2D-2011	Sulfide	0.19	mg/L	0.10	02/17/24 01:55	
EPA 300.0 Rev 2.1 1993	Chloride	27.7	mg/L	1.0	02/16/24 03:47	
EPA 300.0 Rev 2.1 1993	Fluoride	1.5	mg/L	0.10	02/16/24 03:47	
EPA 300.0 Rev 2.1 1993	Sulfate	2.0	mg/L	1.0	02/16/24 03:47	
92713556006	**HAM-UGRD-FD-01**					
EPA 6010D	Iron	0.17	mg/L	0.040	02/26/24 01:46	
EPA 6010D	Potassium	2.9	mg/L	0.50	02/26/24 01:46	
EPA 6010D	Sodium	134	mg/L	1.0	02/26/24 01:46	
EPA 6010D	Calcium	10.0	mg/L	1.0	02/26/24 01:46	
EPA 6010D	Magnesium	4.5	mg/L	0.050	02/26/24 01:46	

REPORT OF LABORATORY ANALYSIS

This report shall not be reproduced, except in full,
without the written consent of Pace Analytical Services, LLC.

Pace Analytical Services, LLC
9800 Kincey Ave. Suite 100
Huntersville, NC 28078
(704)875-9092

SUMMARY OF DETECTION

Project: Plant Hammond Pooled Upgradien
Pace Project No.: 92713556

Lab Sample ID / Method	Client Sample ID / Parameters	Result	Units	Report Limit	Analyzed	Qualifiers
92713556006	**HAM-UGRD-FD-01**					
EPA 6020B	Arsenic	0.0010J	mg/L	0.0050	02/20/24 16:17	
EPA 6020B	Barium	0.13	mg/L	0.0050	02/20/24 16:17	
EPA 6020B	Boron	0.51	mg/L	0.040	02/20/24 16:17	
EPA 6020B	Lithium	0.092	mg/L	0.030	02/20/24 16:17	
EPA 6020B	Molybdenum	0.0021J	mg/L	0.010	02/20/24 16:17	
SM 2320B-2011	Alkalinity,Bicarbonate (CaCO3)	286	mg/L	5.0	02/19/24 18:47	
SM 2320B-2011	Alkalinity, Total as CaCO3	286	mg/L	5.0	02/19/24 18:47	
SM 2540C-2015	Total Dissolved Solids	382	mg/L	25.0	02/18/24 14:55	
SM 4500-S2D-2011	Sulfide	0.24	mg/L	0.10	02/17/24 01:55	
EPA 300.0 Rev 2.1 1993	Chloride	27.8	mg/L	1.0	02/16/24 04:01	
EPA 300.0 Rev 2.1 1993	Fluoride	1.5	mg/L	0.10	02/16/24 04:01	
EPA 300.0 Rev 2.1 1993	Sulfate	2.6	mg/L	1.0	02/16/24 04:01	

REPORT OF LABORATORY ANALYSIS

This report shall not be reproduced, except in full,
without the written consent of Pace Analytical Services, LLC.

Pace Analytical Services, LLC
9800 Kincey Ave. Suite 100
Huntersville, NC 28078
(704)875-9092

ANALYTICAL RESULTS

Project: Plant Hammond Pooled Upgradien
Pace Project No.: 92713556

Sample: HAM-HGWA-1 **Lab ID: 92713556001** Collected: 02/13/24 18:38 Received: 02/14/24 14:50 Matrix: Water

Parameters	Results	Units	Report Limit	MDL	DF	Prepared	Analyzed	CAS No.	Qual
6010D ATL ICP	Analytical Method: EPA 6010D Preparation Method: EPA 3010A Pace Analytical Services - Peachtree Corners, GA								
Iron	**0.034J**	mg/L	0.040	0.025	1	02/16/24 19:24	02/28/24 08:42	7439-89-6	
Manganese	**0.12**	mg/L	0.040	0.011	1	02/16/24 19:24	02/26/24 00:58	7439-96-5	
Potassium	**0.59**	mg/L	0.50	0.15	1	02/16/24 19:24	02/26/24 00:58	7440-09-7	
Sodium	**21.2**	mg/L	1.0	0.58	1	02/16/24 19:24	02/26/24 00:58	7440-23-5	M1
Calcium	**116**	mg/L	1.0	0.12	1	02/16/24 19:24	02/26/24 00:58	7440-70-2	M1
Magnesium	**4.8**	mg/L	0.050	0.012	1	02/16/24 19:24	02/26/24 00:58	7439-95-4	M1
6020 MET ICPMS	Analytical Method: EPA 6020B Preparation Method: EPA 3005A Pace Analytical Services - Peachtree Corners, GA								
Antimony	ND	mg/L	0.0030	0.00054	1	02/17/24 05:35	02/20/24 15:38	7440-36-0	
Arsenic	ND	mg/L	0.0050	0.00084	1	02/17/24 05:35	02/20/24 15:38	7440-38-2	
Barium	**0.039**	mg/L	0.0050	0.00047	1	02/17/24 05:35	02/20/24 15:38	7440-39-3	
Beryllium	ND	mg/L	0.00050	0.000094	1	02/17/24 05:35	02/20/24 15:38	7440-41-7	
Boron	**0.020J**	mg/L	0.040	0.012	1	02/17/24 05:35	02/20/24 15:38	7440-42-8	
Cadmium	ND	mg/L	0.00050	0.00010	1	02/17/24 05:35	02/20/24 15:38	7440-43-9	
Chromium	ND	mg/L	0.0050	0.0019	1	02/17/24 05:35	02/20/24 15:38	7440-47-3	
Cobalt	ND	mg/L	0.0050	0.00032	1	02/17/24 05:35	02/20/24 15:38	7440-48-4	
Lead	ND	mg/L	0.0010	0.00016	1	02/17/24 05:35	02/20/24 15:38	7439-92-1	
Lithium	ND	mg/L	0.030	0.0016	1	02/17/24 05:35	02/20/24 15:38	7439-93-2	
Molybdenum	ND	mg/L	0.010	0.00062	1	02/17/24 05:35	02/20/24 15:38	7439-98-7	
Selenium	ND	mg/L	0.0050	0.00096	1	02/17/24 05:35	02/20/24 15:38	7782-49-2	
Thallium	ND	mg/L	0.0010	0.00038	1	02/17/24 05:35	02/20/24 15:38	7440-28-0	
7470 Mercury	Analytical Method: EPA 7470A Preparation Method: EPA 7470A Pace Analytical Services - Peachtree Corners, GA								
Mercury	ND	mg/L	0.00020	0.00013	1	02/22/24 11:30	02/22/24 14:16	7439-97-6	
2320B Alkalinity	Analytical Method: SM 2320B-2011 Pace Analytical Services - Asheville								
Alkalinity,Bicarbonate (CaCO3)	**303**	mg/L	5.0	5.0	1		02/19/24 15:52		
Alkalinity,Carbonate (CaCO3)	ND	mg/L	5.0	5.0	1		02/19/24 15:52		
Alkalinity, Total as CaCO3	**303**	mg/L	5.0	5.0	1		02/19/24 15:52		
2540C Total Dissolved Solids	Analytical Method: SM 2540C-2015 Pace Analytical Services - Asheville								
Total Dissolved Solids	**402**	mg/L	25.0	25.0	1		02/18/24 14:54		
4500S2D Sulfide Water	Analytical Method: SM 4500-S2D-2011 Pace Analytical Services - Asheville								
Sulfide	ND	mg/L	0.10	0.022	1		02/17/24 01:53	18496-25-8	R1
300.0 IC Anions 28 Days	Analytical Method: EPA 300.0 Rev 2.1 1993 Pace Analytical Services - Asheville								
Chloride	**10.0**	mg/L	1.0	0.60	1		02/16/24 01:37	16887-00-6	

REPORT OF LABORATORY ANALYSIS

This report shall not be reproduced, except in full,
without the written consent of Pace Analytical Services, LLC.

Pace Analytical Services, LLC
9800 Kincey Ave. Suite 100
Huntersville, NC 28078
(704)875-9092

ANALYTICAL RESULTS

Project: Plant Hammond Pooled Upgradien
Pace Project No.: 92713556

Sample: HAM-HGWA-1 **Lab ID: 92713556001** Collected: 02/13/24 18:38 Received: 02/14/24 14:50 Matrix: Water

Parameters	Results	Units	Report Limit	MDL	DF	Prepared	Analyzed	CAS No.	Qual
300.0 IC Anions 28 Days	Analytical Method: EPA 300.0 Rev 2.1 1993 Pace Analytical Services - Asheville								
Fluoride	**0.071J**	mg/L	0.10	0.050	1		02/16/24 01:37	16984-48-8	M1
Sulfate	**50.4**	mg/L	1.0	0.50	1		02/16/24 01:37	14808-79-8	M1

REPORT OF LABORATORY ANALYSIS

This report shall not be reproduced, except in full,
without the written consent of Pace Analytical Services, LLC.

Pace Analytical Services, LLC
9800 Kincey Ave. Suite 100
Huntersville, NC 28078
(704)875-9092

ANALYTICAL RESULTS

Project: Plant Hammond Pooled Upgradien
Pace Project No.: 92713556

Sample: HAM-HGWA-2 **Lab ID: 92713556002** Collected: 02/13/24 15:30 Received: 02/14/24 14:50 Matrix: Water

Parameters	Results	Units	Report Limit	MDL	DF	Prepared	Analyzed	CAS No.	Qual
6010D ATL ICP	Analytical Method: EPA 6010D Preparation Method: EPA 3010A Pace Analytical Services - Peachtree Corners, GA								
Iron	**0.15**	mg/L	0.040	0.025	1	02/16/24 19:24	02/26/24 01:17	7439-89-6	
Manganese	**0.78**	mg/L	0.040	0.011	1	02/16/24 19:24	02/26/24 01:17	7439-96-5	
Potassium	**1.4**	mg/L	0.50	0.15	1	02/16/24 19:24	02/26/24 01:17	7440-09-7	
Sodium	**11.6**	mg/L	1.0	0.58	1	02/16/24 19:24	02/26/24 01:17	7440-23-5	
Calcium	**38.8**	mg/L	1.0	0.12	1	02/16/24 19:24	02/26/24 01:17	7440-70-2	
Magnesium	**4.4**	mg/L	0.050	0.012	1	02/16/24 19:24	02/26/24 01:17	7439-95-4	
6020 MET ICPMS	Analytical Method: EPA 6020B Preparation Method: EPA 3005A Pace Analytical Services - Peachtree Corners, GA								
Antimony	ND	mg/L	0.0030	0.00054	1	02/17/24 05:35	02/20/24 15:42	7440-36-0	
Arsenic	ND	mg/L	0.0050	0.00084	1	02/17/24 05:35	02/20/24 15:42	7440-38-2	
Barium	**0.062**	mg/L	0.0050	0.00047	1	02/17/24 05:35	02/20/24 15:42	7440-39-3	
Beryllium	**0.00022J**	mg/L	0.00050	0.000094	1	02/17/24 05:35	02/20/24 15:42	7440-41-7	
Boron	**0.051**	mg/L	0.040	0.012	1	02/17/24 05:35	02/20/24 15:42	7440-42-8	
Cadmium	**0.00027J**	mg/L	0.00050	0.00010	1	02/17/24 05:35	02/20/24 15:42	7440-43-9	
Chromium	ND	mg/L	0.0050	0.0019	1	02/17/24 05:35	02/20/24 15:42	7440-47-3	
Cobalt	**0.022**	mg/L	0.0050	0.00032	1	02/17/24 05:35	02/20/24 15:42	7440-48-4	
Lead	**0.00018J**	mg/L	0.0010	0.00016	1	02/17/24 05:35	02/20/24 15:42	7439-92-1	
Lithium	**0.0017J**	mg/L	0.030	0.0016	1	02/17/24 05:35	02/20/24 15:42	7439-93-2	
Molybdenum	ND	mg/L	0.010	0.00062	1	02/17/24 05:35	02/20/24 15:42	7439-98-7	
Selenium	**0.0020J**	mg/L	0.0050	0.00096	1	02/17/24 05:35	02/20/24 15:42	7782-49-2	
Thallium	ND	mg/L	0.0010	0.00038	1	02/17/24 05:35	02/20/24 15:42	7440-28-0	
7470 Mercury	Analytical Method: EPA 7470A Preparation Method: EPA 7470A Pace Analytical Services - Peachtree Corners, GA								
Mercury	ND	mg/L	0.00020	0.00013	1	02/22/24 11:30	02/22/24 14:27	7439-97-6	
2320B Alkalinity	Analytical Method: SM 2320B-2011 Pace Analytical Services - Asheville								
Alkalinity,Bicarbonate (CaCO3)	**42.6**	mg/L	5.0	5.0	1		02/19/24 16:10		
Alkalinity,Carbonate (CaCO3)	ND	mg/L	5.0	5.0	1		02/19/24 16:10		
Alkalinity, Total as CaCO3	**42.6**	mg/L	5.0	5.0	1		02/19/24 16:10		
2540C Total Dissolved Solids	Analytical Method: SM 2540C-2015 Pace Analytical Services - Asheville								
Total Dissolved Solids	**214**	mg/L	25.0	25.0	1		02/18/24 14:54		
4500S2D Sulfide Water	Analytical Method: SM 4500-S2D-2011 Pace Analytical Services - Asheville								
Sulfide	ND	mg/L	0.10	0.022	1		02/17/24 01:54	18496-25-8	
300.0 IC Anions 28 Days	Analytical Method: EPA 300.0 Rev 2.1 1993 Pace Analytical Services - Asheville								
Chloride	**6.3**	mg/L	1.0	0.60	1		02/16/24 02:20	16887-00-6	

REPORT OF LABORATORY ANALYSIS

This report shall not be reproduced, except in full,
without the written consent of Pace Analytical Services, LLC.

Pace Analytical Services, LLC
9800 Kincey Ave. Suite 100
Huntersville, NC 28078
(704)875-9092

ANALYTICAL RESULTS

Project: Plant Hammond Pooled Upgradien
Pace Project No.: 92713556

Sample: HAM-HGWA-2 **Lab ID: 92713556002** Collected: 02/13/24 15:30 Received: 02/14/24 14:50 Matrix: Water

Parameters	Results	Units	Report Limit	MDL	DF	Prepared	Analyzed	CAS No.	Qual
300.0 IC Anions 28 Days	Analytical Method: EPA 300.0 Rev 2.1 1993 Pace Analytical Services - Asheville								
Fluoride	**0.17**	mg/L	0.10	0.050	1		02/16/24 02:20	16984-48-8	
Sulfate	**93.9**	mg/L	1.0	0.50	1		02/16/24 02:20	14808-79-8	

REPORT OF LABORATORY ANALYSIS

This report shall not be reproduced, except in full,
without the written consent of Pace Analytical Services, LLC.

Pace Analytical Services, LLC
9800 Kincey Ave. Suite 100
Huntersville, NC 28078
(704)875-9092

ANALYTICAL RESULTS

Project: Plant Hammond Pooled Upgradien
Pace Project No.: 92713556

Sample: HAM-HGWA-3 **Lab ID: 92713556003** Collected: 02/13/24 13:58 Received: 02/14/24 14:50 Matrix: Water

Parameters	Results	Units	Report Limit	MDL	DF	Prepared	Analyzed	CAS No.	Qual
6010D ATL ICP	Analytical Method: EPA 6010D Preparation Method: EPA 3010A Pace Analytical Services - Peachtree Corners, GA								
Iron	**0.94**	mg/L	0.040	0.025	1	02/16/24 19:24	02/26/24 01:22	7439-89-6	
Manganese	**0.26**	mg/L	0.040	0.011	1	02/16/24 19:24	02/26/24 01:22	7439-96-5	
Potassium	**0.52**	mg/L	0.50	0.15	1	02/16/24 19:24	02/26/24 01:22	7440-09-7	
Sodium	**6.2**	mg/L	1.0	0.58	1	02/16/24 19:24	02/26/24 01:22	7440-23-5	
Calcium	**83.6**	mg/L	1.0	0.12	1	02/16/24 19:24	02/26/24 01:22	7440-70-2	
Magnesium	**5.3**	mg/L	0.050	0.012	1	02/16/24 19:24	02/26/24 01:22	7439-95-4	
6020 MET ICPMS	Analytical Method: EPA 6020B Preparation Method: EPA 3005A Pace Analytical Services - Peachtree Corners, GA								
Antimony	ND	mg/L	0.0030	0.00054	1	02/17/24 05:35	02/20/24 15:45	7440-36-0	
Arsenic	ND	mg/L	0.0050	0.00084	1	02/17/24 05:35	02/20/24 15:45	7440-38-2	
Barium	**0.13**	mg/L	0.0050	0.00047	1	02/17/24 05:35	02/20/24 15:45	7440-39-3	
Beryllium	ND	mg/L	0.00050	0.000094	1	02/17/24 05:35	02/20/24 15:45	7440-41-7	
Boron	ND	mg/L	0.040	0.012	1	02/17/24 05:35	02/20/24 15:45	7440-42-8	
Cadmium	ND	mg/L	0.00050	0.00010	1	02/17/24 05:35	02/20/24 15:45	7440-43-9	
Chromium	ND	mg/L	0.0050	0.0019	1	02/17/24 05:35	02/20/24 15:45	7440-47-3	
Cobalt	ND	mg/L	0.0050	0.00032	1	02/17/24 05:35	02/20/24 15:45	7440-48-4	
Lead	ND	mg/L	0.0010	0.00016	1	02/17/24 05:35	02/20/24 15:45	7439-92-1	
Lithium	**0.0034J**	mg/L	0.030	0.0016	1	02/17/24 05:35	02/20/24 15:45	7439-93-2	
Molybdenum	ND	mg/L	0.010	0.00062	1	02/17/24 05:35	02/20/24 15:45	7439-98-7	
Selenium	ND	mg/L	0.0050	0.00096	1	02/17/24 05:35	02/20/24 15:45	7782-49-2	
Thallium	ND	mg/L	0.0010	0.00038	1	02/17/24 05:35	02/20/24 15:45	7440-28-0	
7470 Mercury	Analytical Method: EPA 7470A Preparation Method: EPA 7470A Pace Analytical Services - Peachtree Corners, GA								
Mercury	ND	mg/L	0.00020	0.00013	1	02/22/24 11:30	02/22/24 14:38	7439-97-6	
2320B Alkalinity	Analytical Method: SM 2320B-2011 Pace Analytical Services - Asheville								
Alkalinity,Bicarbonate (CaCO3)	**213**	mg/L	5.0	5.0	1		02/19/24 16:18		
Alkalinity,Carbonate (CaCO3)	ND	mg/L	5.0	5.0	1		02/19/24 16:18		
Alkalinity, Total as CaCO3	**213**	mg/L	5.0	5.0	1		02/19/24 16:18		
2540C Total Dissolved Solids	Analytical Method: SM 2540C-2015 Pace Analytical Services - Asheville								
Total Dissolved Solids	**284**	mg/L	25.0	25.0	1		02/18/24 14:54		
4500S2D Sulfide Water	Analytical Method: SM 4500-S2D-2011 Pace Analytical Services - Asheville								
Sulfide	ND	mg/L	0.10	0.022	1		02/17/24 01:54	18496-25-8	
300.0 IC Anions 28 Days	Analytical Method: EPA 300.0 Rev 2.1 1993 Pace Analytical Services - Asheville								
Chloride	**5.3**	mg/L	1.0	0.60	1		02/16/24 02:35	16887-00-6	

REPORT OF LABORATORY ANALYSIS

This report shall not be reproduced, except in full,
without the written consent of Pace Analytical Services, LLC.

Pace Analytical Services, LLC
9800 Kincey Ave. Suite 100
Huntersville, NC 28078
(704)875-9092

ANALYTICAL RESULTS

Project: Plant Hammond Pooled Upgradien
Pace Project No.: 92713556

Sample: HAM-HGWA-3 **Lab ID: 92713556003** Collected: 02/13/24 13:58 Received: 02/14/24 14:50 Matrix: Water

Parameters	Results	Units	Report Limit	MDL	DF	Prepared	Analyzed	CAS No.	Qual
300.0 IC Anions 28 Days	Analytical Method: EPA 300.0 Rev 2.1 1993 Pace Analytical Services - Asheville								
Fluoride	ND	mg/L	0.10	0.050	1		02/16/24 02:35	16984-48-8	
Sulfate	**35.5**	mg/L	1.0	0.50	1		02/16/24 02:35	14808-79-8	

REPORT OF LABORATORY ANALYSIS

This report shall not be reproduced, except in full,
without the written consent of Pace Analytical Services, LLC.

Pace Analytical Services, LLC
9800 Kincey Ave. Suite 100
Huntersville, NC 28078
(704)875-9092

ANALYTICAL RESULTS

Project: Plant Hammond Pooled Upgradien
Pace Project No.: 92713556

Sample: HAM-HGWA-43D **Lab ID: 92713556004** Collected: 02/13/24 11:09 Received: 02/14/24 14:50 Matrix: Water

Parameters	Results	Units	Report Limit	MDL	DF	Prepared	Analyzed	CAS No.	Qual
6010D ATL ICP	Analytical Method: EPA 6010D Preparation Method: EPA 3010A Pace Analytical Services - Peachtree Corners, GA								
Iron	**0.42**	mg/L	0.040	0.025	1	02/16/24 19:24	02/26/24 01:27	7439-89-6	
Manganese	**0.017J**	mg/L	0.040	0.011	1	02/16/24 19:24	02/26/24 01:27	7439-96-5	
Potassium	**0.89**	mg/L	0.50	0.15	1	02/16/24 19:24	02/26/24 01:27	7440-09-7	
Sodium	**20.6**	mg/L	1.0	0.58	1	02/16/24 19:24	02/26/24 01:27	7440-23-5	
Calcium	**53.3**	mg/L	1.0	0.12	1	02/16/24 19:24	02/26/24 01:27	7440-70-2	
Magnesium	**17.9**	mg/L	0.050	0.012	1	02/16/24 19:24	02/26/24 01:27	7439-95-4	
6020 MET ICPMS	Analytical Method: EPA 6020B Preparation Method: EPA 3005A Pace Analytical Services - Peachtree Corners, GA								
Antimony	ND	mg/L	0.0030	0.00054	1	02/17/24 05:35	02/20/24 15:49	7440-36-0	
Arsenic	**0.00097J**	mg/L	0.0050	0.00084	1	02/17/24 05:35	02/20/24 15:49	7440-38-2	
Barium	**0.28**	mg/L	0.0050	0.00047	1	02/17/24 05:35	02/20/24 15:49	7440-39-3	
Beryllium	ND	mg/L	0.00050	0.000094	1	02/17/24 05:35	02/20/24 15:49	7440-41-7	
Boron	**0.037J**	mg/L	0.040	0.012	1	02/17/24 05:35	02/20/24 15:49	7440-42-8	
Cadmium	ND	mg/L	0.00050	0.00010	1	02/17/24 05:35	02/20/24 15:49	7440-43-9	
Chromium	ND	mg/L	0.0050	0.0019	1	02/17/24 05:35	02/20/24 15:49	7440-47-3	
Cobalt	ND	mg/L	0.0050	0.00032	1	02/17/24 05:35	02/20/24 15:49	7440-48-4	
Lead	ND	mg/L	0.0010	0.00016	1	02/17/24 05:35	02/20/24 15:49	7439-92-1	
Lithium	**0.0024J**	mg/L	0.030	0.0016	1	02/17/24 05:35	02/20/24 15:49	7439-93-2	
Molybdenum	**0.0015J**	mg/L	0.010	0.00062	1	02/17/24 05:35	02/20/24 15:49	7439-98-7	
Selenium	ND	mg/L	0.0050	0.00096	1	02/17/24 05:35	02/20/24 15:49	7782-49-2	
Thallium	ND	mg/L	0.0010	0.00038	1	02/17/24 05:35	02/20/24 15:49	7440-28-0	
7470 Mercury	Analytical Method: EPA 7470A Preparation Method: EPA 7470A Pace Analytical Services - Peachtree Corners, GA								
Mercury	ND	mg/L	0.00020	0.00013	1	02/22/24 11:30	02/22/24 14:40	7439-97-6	
2320B Alkalinity	Analytical Method: SM 2320B-2011 Pace Analytical Services - Asheville								
Alkalinity,Bicarbonate (CaCO3)	**231**	mg/L	5.0	5.0	1		02/19/24 16:26		
Alkalinity,Carbonate (CaCO3)	ND	mg/L	5.0	5.0	1		02/19/24 16:26		
Alkalinity, Total as CaCO3	**231**	mg/L	5.0	5.0	1		02/19/24 16:26		
2540C Total Dissolved Solids	Analytical Method: SM 2540C-2015 Pace Analytical Services - Asheville								
Total Dissolved Solids	**291**	mg/L	25.0	25.0	1		02/18/24 14:54		
4500S2D Sulfide Water	Analytical Method: SM 4500-S2D-2011 Pace Analytical Services - Asheville								
Sulfide	**0.034J**	mg/L	0.10	0.022	1		02/17/24 01:55	18496-25-8	
300.0 IC Anions 28 Days	Analytical Method: EPA 300.0 Rev 2.1 1993 Pace Analytical Services - Asheville								
Chloride	**3.9**	mg/L	1.0	0.60	1		02/16/24 02:49	16887-00-6	

REPORT OF LABORATORY ANALYSIS

This report shall not be reproduced, except in full,
without the written consent of Pace Analytical Services, LLC.

Pace Analytical Services, LLC
9800 Kincey Ave. Suite 100
Huntersville, NC 28078
(704)875-9092

ANALYTICAL RESULTS

Project: Plant Hammond Pooled Upgradien
Pace Project No.: 92713556

Sample: HAM-HGWA-43D **Lab ID: 92713556004** Collected: 02/13/24 11:09 Received: 02/14/24 14:50 Matrix: Water

Parameters	Results	Units	Report Limit	MDL	DF	Prepared	Analyzed	CAS No.	Qual
300.0 IC Anions 28 Days	Analytical Method: EPA 300.0 Rev 2.1 1993 Pace Analytical Services - Asheville								
Fluoride	**0.20**	mg/L	0.10	0.050	1		02/16/24 02:49	16984-48-8	
Sulfate	**28.9**	mg/L	1.0	0.50	1		02/16/24 02:49	14808-79-8	

REPORT OF LABORATORY ANALYSIS

This report shall not be reproduced, except in full,
without the written consent of Pace Analytical Services, LLC.

Pace Analytical Services, LLC
9800 Kincey Ave. Suite 100
Huntersville, NC 28078
(704)875-9092

ANALYTICAL RESULTS

Project: Plant Hammond Pooled Upgradien
Pace Project No.: 92713556

Sample: HAM-HGWA-44D **Lab ID: 92713556005** Collected: 02/13/24 11:51 Received: 02/14/24 14:50 Matrix: Water

Parameters	Results	Units	Report Limit	MDL	DF	Prepared	Analyzed	CAS No.	Qual
6010D ATL ICP	Analytical Method: EPA 6010D Preparation Method: EPA 3010A Pace Analytical Services - Peachtree Corners, GA								
Iron	**0.19**	mg/L	0.040	0.025	1	02/16/24 19:24	02/26/24 01:32	7439-89-6	
Manganese	ND	mg/L	0.040	0.011	1	02/16/24 19:24	02/26/24 01:32	7439-96-5	
Potassium	**3.0**	mg/L	0.50	0.15	1	02/16/24 19:24	02/26/24 01:32	7440-09-7	
Sodium	**140**	mg/L	1.0	0.58	1	02/16/24 19:24	02/26/24 01:32	7440-23-5	
Calcium	**9.9**	mg/L	1.0	0.12	1	02/16/24 19:24	02/26/24 01:32	7440-70-2	
Magnesium	**4.5**	mg/L	0.050	0.012	1	02/16/24 19:24	02/26/24 01:32	7439-95-4	
6020 MET ICPMS	Analytical Method: EPA 6020B Preparation Method: EPA 3005A Pace Analytical Services - Peachtree Corners, GA								
Antimony	ND	mg/L	0.0030	0.00054	1	02/17/24 05:35	02/20/24 15:53	7440-36-0	
Arsenic	**0.0014J**	mg/L	0.0050	0.00084	1	02/17/24 05:35	02/20/24 15:53	7440-38-2	
Barium	**0.12**	mg/L	0.0050	0.00047	1	02/17/24 05:35	02/20/24 15:53	7440-39-3	
Beryllium	ND	mg/L	0.00050	0.000094	1	02/17/24 05:35	02/20/24 15:53	7440-41-7	
Boron	**0.49**	mg/L	0.040	0.012	1	02/17/24 05:35	02/20/24 15:53	7440-42-8	
Cadmium	ND	mg/L	0.00050	0.00010	1	02/17/24 05:35	02/20/24 15:53	7440-43-9	
Chromium	ND	mg/L	0.0050	0.0019	1	02/17/24 05:35	02/20/24 15:53	7440-47-3	
Cobalt	ND	mg/L	0.0050	0.00032	1	02/17/24 05:35	02/20/24 15:53	7440-48-4	
Lead	ND	mg/L	0.0010	0.00016	1	02/17/24 05:35	02/20/24 15:53	7439-92-1	
Lithium	**0.088**	mg/L	0.030	0.0016	1	02/17/24 05:35	02/20/24 15:53	7439-93-2	
Molybdenum	**0.0018J**	mg/L	0.010	0.00062	1	02/17/24 05:35	02/20/24 15:53	7439-98-7	
Selenium	ND	mg/L	0.0050	0.00096	1	02/17/24 05:35	02/20/24 15:53	7782-49-2	
Thallium	ND	mg/L	0.0010	0.00038	1	02/17/24 05:35	02/20/24 15:53	7440-28-0	
7470 Mercury	Analytical Method: EPA 7470A Preparation Method: EPA 7470A Pace Analytical Services - Peachtree Corners, GA								
Mercury	ND	mg/L	0.00020	0.00013	1	02/22/24 11:30	02/22/24 14:43	7439-97-6	
2320B Alkalinity	Analytical Method: SM 2320B-2011 Pace Analytical Services - Asheville								
Alkalinity,Bicarbonate (CaCO3)	**292**	mg/L	5.0	5.0	1		02/19/24 16:34		
Alkalinity,Carbonate (CaCO3)	ND	mg/L	5.0	5.0	1		02/19/24 16:34		
Alkalinity, Total as CaCO3	**292**	mg/L	5.0	5.0	1		02/19/24 16:34		
2540C Total Dissolved Solids	Analytical Method: SM 2540C-2015 Pace Analytical Services - Asheville								
Total Dissolved Solids	**379**	mg/L	25.0	25.0	1		02/18/24 14:55		
4500S2D Sulfide Water	Analytical Method: SM 4500-S2D-2011 Pace Analytical Services - Asheville								
Sulfide	**0.19**	mg/L	0.10	0.022	1		02/17/24 01:55	18496-25-8	
300.0 IC Anions 28 Days	Analytical Method: EPA 300.0 Rev 2.1 1993 Pace Analytical Services - Asheville								
Chloride	**27.7**	mg/L	1.0	0.60	1		02/16/24 03:47	16887-00-6	

REPORT OF LABORATORY ANALYSIS

This report shall not be reproduced, except in full,
without the written consent of Pace Analytical Services, LLC.

Pace Analytical Services, LLC
9800 Kincey Ave. Suite 100
Huntersville, NC 28078
(704)875-9092

ANALYTICAL RESULTS

Project: Plant Hammond Pooled Upgradien
Pace Project No.: 92713556

Sample: HAM-HGWA-44D **Lab ID: 92713556005** Collected: 02/13/24 11:51 Received: 02/14/24 14:50 Matrix: Water

Parameters	Results	Units	Report Limit	MDL	DF	Prepared	Analyzed	CAS No.	Qual
300.0 IC Anions 28 Days	Analytical Method: EPA 300.0 Rev 2.1 1993 Pace Analytical Services - Asheville								
Fluoride	**1.5**	mg/L	0.10	0.050	1		02/16/24 03:47	16984-48-8	
Sulfate	**2.0**	mg/L	1.0	0.50	1		02/16/24 03:47	14808-79-8	

REPORT OF LABORATORY ANALYSIS

This report shall not be reproduced, except in full,
without the written consent of Pace Analytical Services, LLC.

Pace Analytical Services, LLC
9800 Kincey Ave. Suite 100
Huntersville, NC 28078
(704)875-9092

ANALYTICAL RESULTS

Project: Plant Hammond Pooled Upgradien
Pace Project No.: 92713556

Sample: HAM-UGRD-FD-01 **Lab ID: 92713556006** Collected: 02/13/24 00:00 Received: 02/14/24 14:50 Matrix: Water

Parameters	Results	Units	Report Limit	MDL	DF	Prepared	Analyzed	CAS No.	Qual
6010D ATL ICP	Analytical Method: EPA 6010D Preparation Method: EPA 3010A Pace Analytical Services - Peachtree Corners, GA								
Iron	**0.17**	mg/L	0.040	0.025	1	02/16/24 19:24	02/26/24 01:46	7439-89-6	
Manganese	ND	mg/L	0.040	0.011	1	02/16/24 19:24	02/26/24 01:46	7439-96-5	
Potassium	**2.9**	mg/L	0.50	0.15	1	02/16/24 19:24	02/26/24 01:46	7440-09-7	
Sodium	**134**	mg/L	1.0	0.58	1	02/16/24 19:24	02/26/24 01:46	7440-23-5	
Calcium	**10.0**	mg/L	1.0	0.12	1	02/16/24 19:24	02/26/24 01:46	7440-70-2	
Magnesium	**4.5**	mg/L	0.050	0.012	1	02/16/24 19:24	02/26/24 01:46	7439-95-4	
6020 MET ICPMS	Analytical Method: EPA 6020B Preparation Method: EPA 3005A Pace Analytical Services - Peachtree Corners, GA								
Antimony	ND	mg/L	0.0030	0.00054	1	02/17/24 05:35	02/20/24 16:17	7440-36-0	
Arsenic	**0.0010J**	mg/L	0.0050	0.00084	1	02/17/24 05:35	02/20/24 16:17	7440-38-2	
Barium	**0.13**	mg/L	0.0050	0.00047	1	02/17/24 05:35	02/20/24 16:17	7440-39-3	
Beryllium	ND	mg/L	0.00050	0.000094	1	02/17/24 05:35	02/20/24 16:17	7440-41-7	
Boron	**0.51**	mg/L	0.040	0.012	1	02/17/24 05:35	02/20/24 16:17	7440-42-8	
Cadmium	ND	mg/L	0.00050	0.00010	1	02/17/24 05:35	02/20/24 16:17	7440-43-9	
Chromium	ND	mg/L	0.0050	0.0019	1	02/17/24 05:35	02/20/24 16:17	7440-47-3	
Cobalt	ND	mg/L	0.0050	0.00032	1	02/17/24 05:35	02/20/24 16:17	7440-48-4	
Lead	ND	mg/L	0.0010	0.00016	1	02/17/24 05:35	02/20/24 16:17	7439-92-1	
Lithium	**0.092**	mg/L	0.030	0.0016	1	02/17/24 05:35	02/20/24 16:17	7439-93-2	
Molybdenum	**0.0021J**	mg/L	0.010	0.00062	1	02/17/24 05:35	02/20/24 16:17	7439-98-7	
Selenium	ND	mg/L	0.0050	0.00096	1	02/17/24 05:35	02/20/24 16:17	7782-49-2	
Thallium	ND	mg/L	0.0010	0.00038	1	02/17/24 05:35	02/20/24 16:17	7440-28-0	
7470 Mercury	Analytical Method: EPA 7470A Preparation Method: EPA 7470A Pace Analytical Services - Peachtree Corners, GA								
Mercury	ND	mg/L	0.00020	0.00013	1	02/22/24 11:30	02/22/24 14:45	7439-97-6	
2320B Alkalinity	Analytical Method: SM 2320B-2011 Pace Analytical Services - Asheville								
Alkalinity,Bicarbonate (CaCO3)	**286**	mg/L	5.0	5.0	1		02/19/24 18:47		
Alkalinity,Carbonate (CaCO3)	ND	mg/L	5.0	5.0	1		02/19/24 18:47		
Alkalinity, Total as CaCO3	**286**	mg/L	5.0	5.0	1		02/19/24 18:47		
2540C Total Dissolved Solids	Analytical Method: SM 2540C-2015 Pace Analytical Services - Asheville								
Total Dissolved Solids	**382**	mg/L	25.0	25.0	1		02/18/24 14:55		
4500S2D Sulfide Water	Analytical Method: SM 4500-S2D-2011 Pace Analytical Services - Asheville								
Sulfide	**0.24**	mg/L	0.10	0.022	1		02/17/24 01:55	18496-25-8	
300.0 IC Anions 28 Days	Analytical Method: EPA 300.0 Rev 2.1 1993 Pace Analytical Services - Asheville								
Chloride	**27.8**	mg/L	1.0	0.60	1		02/16/24 04:01	16887-00-6	

REPORT OF LABORATORY ANALYSIS

This report shall not be reproduced, except in full,
without the written consent of Pace Analytical Services, LLC.

Pace Analytical Services, LLC
9800 Kincey Ave. Suite 100
Huntersville, NC 28078
(704)875-9092

ANALYTICAL RESULTS

Project: Plant Hammond Pooled Upgradien
Pace Project No.: 92713556

Sample: HAM-UGRD-FD-01 **Lab ID: 92713556006** Collected: 02/13/24 00:00 Received: 02/14/24 14:50 Matrix: Water

Parameters	Results	Units	Report Limit	MDL	DF	Prepared	Analyzed	CAS No.	Qual
300.0 IC Anions 28 Days	Analytical Method: EPA 300.0 Rev 2.1 1993 Pace Analytical Services - Asheville								
Fluoride	**1.5**	mg/L	0.10	0.050	1		02/16/24 04:01	16984-48-8	
Sulfate	**2.6**	mg/L	1.0	0.50	1		02/16/24 04:01	14808-79-8	

REPORT OF LABORATORY ANALYSIS

This report shall not be reproduced, except in full,
without the written consent of Pace Analytical Services, LLC.

Pace Analytical Services, LLC
9800 Kincey Ave. Suite 100
Huntersville, NC 28078
(704)875-9092

ANALYTICAL RESULTS

Project: Plant Hammond Pooled Upgradien
Pace Project No.: 92713556

Sample: HAM-UGRD-EB-01 **Lab ID: 92713556007** Collected: 02/13/24 13:05 Received: 02/14/24 14:50 Matrix: Water

Parameters	Results	Units	Report Limit	MDL	DF	Prepared	Analyzed	CAS No.	Qual
6010D ATL ICP	Analytical Method: EPA 6010D Preparation Method: EPA 3010A Pace Analytical Services - Peachtree Corners, GA								
Calcium	ND	mg/L	1.0	0.12	1	02/16/24 19:24	02/26/24 01:51	7440-70-2	
6020 MET ICPMS	Analytical Method: EPA 6020B Preparation Method: EPA 3005A Pace Analytical Services - Peachtree Corners, GA								
Antimony	ND	mg/L	0.0030	0.00054	1	02/17/24 05:35	02/20/24 16:20	7440-36-0	
Arsenic	ND	mg/L	0.0050	0.00084	1	02/17/24 05:35	02/20/24 16:20	7440-38-2	
Barium	ND	mg/L	0.0050	0.00047	1	02/17/24 05:35	02/20/24 16:20	7440-39-3	
Beryllium	ND	mg/L	0.00050	0.000094	1	02/17/24 05:35	02/20/24 16:20	7440-41-7	
Boron	ND	mg/L	0.040	0.012	1	02/17/24 05:35	02/20/24 16:20	7440-42-8	
Cadmium	ND	mg/L	0.00050	0.00010	1	02/17/24 05:35	02/20/24 16:20	7440-43-9	
Chromium	ND	mg/L	0.0050	0.0019	1	02/17/24 05:35	02/20/24 16:20	7440-47-3	
Cobalt	ND	mg/L	0.0050	0.00032	1	02/17/24 05:35	02/20/24 16:20	7440-48-4	
Lead	ND	mg/L	0.0010	0.00016	1	02/17/24 05:35	02/20/24 16:20	7439-92-1	
Lithium	ND	mg/L	0.030	0.0016	1	02/17/24 05:35	02/20/24 16:20	7439-93-2	
Molybdenum	ND	mg/L	0.010	0.00062	1	02/17/24 05:35	02/20/24 16:20	7439-98-7	
Selenium	ND	mg/L	0.0050	0.00096	1	02/17/24 05:35	02/20/24 16:20	7782-49-2	
Thallium	ND	mg/L	0.0010	0.00038	1	02/17/24 05:35	02/20/24 16:20	7440-28-0	
7470 Mercury	Analytical Method: EPA 7470A Preparation Method: EPA 7470A Pace Analytical Services - Peachtree Corners, GA								
Mercury	ND	mg/L	0.00020	0.00013	1	02/22/24 11:30	02/22/24 14:48	7439-97-6	
2540C Total Dissolved Solids	Analytical Method: SM 2540C-2015 Pace Analytical Services - Asheville								
Total Dissolved Solids	ND	mg/L	25.0	25.0	1		02/18/24 14:55		
300.0 IC Anions 28 Days	Analytical Method: EPA 300.0 Rev 2.1 1993 Pace Analytical Services - Asheville								
Chloride	ND	mg/L	1.0	0.60	1		02/15/24 23:28	16887-00-6	
Fluoride	ND	mg/L	0.10	0.050	1		02/15/24 23:28	16984-48-8	
Sulfate	ND	mg/L	1.0	0.50	1		02/15/24 23:28	14808-79-8	

REPORT OF LABORATORY ANALYSIS

This report shall not be reproduced, except in full,
without the written consent of Pace Analytical Services, LLC.

Pace Analytical Services, LLC
9800 Kincey Ave. Suite 100
Huntersville, NC 28078
(704)875-9092

ANALYTICAL RESULTS

Project: Plant Hammond Pooled Upgradien
Pace Project No.: 92713556

Sample: HAM-UGRD-FB-01 **Lab ID: 92713556008** Collected: 02/13/24 13:10 Received: 02/14/24 14:50 Matrix: Water

Parameters	Results	Units	Report Limit	MDL	DF	Prepared	Analyzed	CAS No.	Qual
6010D ATL ICP	Analytical Method: EPA 6010D Preparation Method: EPA 3010A Pace Analytical Services - Peachtree Corners, GA								
Calcium	ND	mg/L	1.0	0.12	1	02/16/24 19:24	02/26/24 01:56	7440-70-2	
6020 MET ICPMS	Analytical Method: EPA 6020B Preparation Method: EPA 3005A Pace Analytical Services - Peachtree Corners, GA								
Antimony	ND	mg/L	0.0030	0.00054	1	02/17/24 05:35	02/20/24 16:24	7440-36-0	
Arsenic	ND	mg/L	0.0050	0.00084	1	02/17/24 05:35	02/20/24 16:24	7440-38-2	
Barium	ND	mg/L	0.0050	0.00047	1	02/17/24 05:35	02/20/24 16:24	7440-39-3	
Beryllium	ND	mg/L	0.00050	0.000094	1	02/17/24 05:35	02/20/24 16:24	7440-41-7	
Boron	ND	mg/L	0.040	0.012	1	02/17/24 05:35	02/20/24 16:24	7440-42-8	
Cadmium	ND	mg/L	0.00050	0.00010	1	02/17/24 05:35	02/20/24 16:24	7440-43-9	
Chromium	ND	mg/L	0.0050	0.0019	1	02/17/24 05:35	02/20/24 16:24	7440-47-3	
Cobalt	ND	mg/L	0.0050	0.00032	1	02/17/24 05:35	02/20/24 16:24	7440-48-4	
Lead	ND	mg/L	0.0010	0.00016	1	02/17/24 05:35	02/20/24 16:24	7439-92-1	
Lithium	ND	mg/L	0.030	0.0016	1	02/17/24 05:35	02/20/24 16:24	7439-93-2	
Molybdenum	ND	mg/L	0.010	0.00062	1	02/17/24 05:35	02/20/24 16:24	7439-98-7	
Selenium	ND	mg/L	0.0050	0.00096	1	02/17/24 05:35	02/20/24 16:24	7782-49-2	
Thallium	ND	mg/L	0.0010	0.00038	1	02/17/24 05:35	02/20/24 16:24	7440-28-0	
7470 Mercury	Analytical Method: EPA 7470A Preparation Method: EPA 7470A Pace Analytical Services - Peachtree Corners, GA								
Mercury	ND	mg/L	0.00020	0.00013	1	02/22/24 11:30	02/22/24 14:56	7439-97-6	
2540C Total Dissolved Solids	Analytical Method: SM 2540C-2015 Pace Analytical Services - Asheville								
Total Dissolved Solids	ND	mg/L	25.0	25.0	1		02/18/24 14:55		
300.0 IC Anions 28 Days	Analytical Method: EPA 300.0 Rev 2.1 1993 Pace Analytical Services - Asheville								
Chloride	ND	mg/L	1.0	0.60	1		02/15/24 23:43	16887-00-6	
Fluoride	ND	mg/L	0.10	0.050	1		02/15/24 23:43	16984-48-8	
Sulfate	ND	mg/L	1.0	0.50	1		02/15/24 23:43	14808-79-8	

REPORT OF LABORATORY ANALYSIS

This report shall not be reproduced, except in full,
without the written consent of Pace Analytical Services, LLC.

Pace Analytical Services, LLC
9800 Kincey Ave. Suite 100
Huntersville, NC 28078
(704)875-9092

QUALITY CONTROL DATA

Project: Plant Hammond Pooled Upgradien
Pace Project No.: 92713556

QC Batch: 833074
QC Batch Method: EPA 3010A
Analysis Method: EPA 6010D
Analysis Description: 6010D ATL
Laboratory: Pace Analytical Services - Peachtree Corners, GA
Associated Lab Samples: 92713556001, 92713556002, 92713556003, 92713556004, 92713556005, 92713556006, 92713556007, 92713556008

METHOD BLANK: 4305116 Matrix: Water
Associated Lab Samples: 92713556001, 92713556002, 92713556003, 92713556004, 92713556005, 92713556006, 92713556007, 92713556008

Parameter	Units	Blank Result	Reporting Limit	MDL	Analyzed	Qualifiers
Calcium	mg/L	ND	1.0	0.12	02/26/24 00:48	
Iron	mg/L	ND	0.040	0.025	02/26/24 00:48	
Magnesium	mg/L	ND	0.050	0.012	02/26/24 00:48	
Manganese	mg/L	ND	0.040	0.011	02/26/24 00:48	
Potassium	mg/L	ND	0.50	0.15	02/26/24 00:48	
Sodium	mg/L	ND	1.0	0.58	02/26/24 00:48	

LABORATORY CONTROL SAMPLE: 4305117

Parameter	Units	Spike Conc.	LCS Result	LCS % Rec	% Rec Limits	Qualifiers
Calcium	mg/L	1	0.97J	97	80-120	
Iron	mg/L	1	1.1	106	80-120	
Magnesium	mg/L	1	1.0	102	80-120	
Manganese	mg/L	1	1.0	103	80-120	
Potassium	mg/L	1	1.0	104	80-120	
Sodium	mg/L	1	1.0	105	80-120	

MATRIX SPIKE & MATRIX SPIKE DUPLICATE: 4305118 4305119

Parameter	Units	92713556001 Result	MS Spike Conc.	MSD Spike Conc.	MS Result	MSD Result	MS % Rec	MSD % Rec	% Rec Limits	RPD	Max RPD	Qual
Calcium	mg/L	116	1	1	111	111	-492	-467	75-125	0	20	M1
Iron	mg/L	0.034J	1	1	1.0	1.0	100	99	75-125	0	20	
Magnesium	mg/L	4.8	1	1	5.5	5.6	72	77	75-125	1	20	M1
Manganese	mg/L	0.12	1	1	1.1	1.1	100	99	75-125	0	20	
Potassium	mg/L	0.59	1	1	1.6	1.7	106	107	75-125	1	20	
Sodium	mg/L	21.2	1	1	21.2	21.2	-6	0	75-125	0	20	M1

Results presented on this page are in the units indicated by the "Units" column except where an alternate unit is presented to the right of the result.

REPORT OF LABORATORY ANALYSIS

This report shall not be reproduced, except in full,
without the written consent of Pace Analytical Services, LLC.

Pace Analytical Services, LLC
9800 Kincey Ave. Suite 100
Huntersville, NC 28078
(704)875-9092

QUALITY CONTROL DATA

Project: Plant Hammond Pooled Upgradien
Pace Project No.: 92713556

QC Batch: 833075
QC Batch Method: EPA 3005A
Analysis Method: EPA 6020B
Analysis Description: 6020 MET
Laboratory: Pace Analytical Services - Peachtree Corners, GA
Associated Lab Samples: 92713556001, 92713556002, 92713556003, 92713556004, 92713556005, 92713556006, 92713556007, 92713556008

METHOD BLANK: 4305133 Matrix: Water
Associated Lab Samples: 92713556001, 92713556002, 92713556003, 92713556004, 92713556005, 92713556006, 92713556007, 92713556008

Parameter	Units	Blank Result	Reporting Limit	MDL	Analyzed	Qualifiers
Antimony	mg/L	ND	0.0030	0.00054	02/20/24 15:31	
Arsenic	mg/L	ND	0.0050	0.00084	02/20/24 15:31	
Barium	mg/L	ND	0.0050	0.00047	02/20/24 15:31	
Beryllium	mg/L	ND	0.00050	0.000094	02/20/24 15:31	
Boron	mg/L	ND	0.040	0.012	02/20/24 15:31	
Cadmium	mg/L	ND	0.00050	0.00010	02/20/24 15:31	
Chromium	mg/L	ND	0.0050	0.0019	02/20/24 15:31	
Cobalt	mg/L	ND	0.0050	0.00032	02/20/24 15:31	
Lead	mg/L	ND	0.0010	0.00016	02/20/24 15:31	
Lithium	mg/L	ND	0.030	0.0016	02/20/24 15:31	
Molybdenum	mg/L	ND	0.010	0.00062	02/20/24 15:31	
Selenium	mg/L	ND	0.0050	0.00096	02/20/24 15:31	
Thallium	mg/L	ND	0.0010	0.00038	02/20/24 15:31	

LABORATORY CONTROL SAMPLE: 4305134

Parameter	Units	Spike Conc.	LCS Result	LCS % Rec	% Rec Limits	Qualifiers
Antimony	mg/L	0.1	0.10	105	80-120	
Arsenic	mg/L	0.1	0.10	102	80-120	
Barium	mg/L	0.1	0.098	98	80-120	
Beryllium	mg/L	0.1	0.10	100	80-120	
Boron	mg/L	1	0.98	98	80-120	
Cadmium	mg/L	0.1	0.10	102	80-120	
Chromium	mg/L	0.1	0.10	100	80-120	
Cobalt	mg/L	0.1	0.10	101	80-120	
Lead	mg/L	0.1	0.10	104	80-120	
Lithium	mg/L	0.1	0.10	101	80-120	
Molybdenum	mg/L	0.1	0.10	101	80-120	
Selenium	mg/L	0.1	0.10	100	80-120	
Thallium	mg/L	0.1	0.10	102	80-120	

MATRIX SPIKE & MATRIX SPIKE DUPLICATE: 4305135 4305136

Parameter	Units	92713556005 Result	MS Spike Conc.	MSD Spike Conc.	MS Result	MSD Result	MS % Rec	MSD % Rec	% Rec Limits	RPD	Max RPD	Qual
Antimony	mg/L	ND	0.1	0.1	0.11	0.11	105	105	75-125	0	20	

Results presented on this page are in the units indicated by the "Units" column except where an alternate unit is presented to the right of the result.

REPORT OF LABORATORY ANALYSIS

This report shall not be reproduced, except in full,
without the written consent of Pace Analytical Services, LLC.

Pace Analytical Services, LLC
9800 Kincey Ave. Suite 100
Huntersville, NC 28078
(704)875-9092

QUALITY CONTROL DATA

Project: Plant Hammond Pooled Upgradien
Pace Project No.: 92713556

MATRIX SPIKE & MATRIX SPIKE DUPLICATE: 4305135 4305136

Parameter	Units	92713556005 Result	MS Spike Conc.	MSD Spike Conc.	MS Result	MSD Result	MS % Rec	MSD % Rec	% Rec Limits	RPD	Max RPD	Qual
Arsenic	mg/L	0.0014J	0.1	0.1	0.10	0.10	101	100	75-125	1	20	
Barium	mg/L	0.12	0.1	0.1	0.21	0.22	94	94	75-125	0	20	
Beryllium	mg/L	ND	0.1	0.1	0.095	0.095	95	95	75-125	0	20	
Boron	mg/L	0.49	1	1	1.5	1.5	98	99	75-125	0	20	
Cadmium	mg/L	ND	0.1	0.1	0.10	0.10	100	101	75-125	0	20	
Chromium	mg/L	ND	0.1	0.1	0.10	0.10	101	100	75-125	0	20	
Cobalt	mg/L	ND	0.1	0.1	0.10	0.098	101	98	75-125	3	20	
Lead	mg/L	ND	0.1	0.1	0.097	0.098	97	98	75-125	1	20	
Lithium	mg/L	0.088	0.1	0.1	0.18	0.19	95	97	75-125	1	20	
Molybdenum	mg/L	0.0018J	0.1	0.1	0.10	0.10	102	102	75-125	1	20	
Selenium	mg/L	ND	0.1	0.1	0.098	0.099	98	99	75-125	0	20	
Thallium	mg/L	ND	0.1	0.1	0.096	0.097	96	97	75-125	1	20	

Results presented on this page are in the units indicated by the "Units" column except where an alternate unit is presented to the right of the result.

REPORT OF LABORATORY ANALYSIS

This report shall not be reproduced, except in full,
without the written consent of Pace Analytical Services, LLC.

Pace Analytical Services, LLC
9800 Kincey Ave. Suite 100
Huntersville, NC 28078
(704)875-9092

QUALITY CONTROL DATA

Project: Plant Hammond Pooled Upgradien
Pace Project No.: 92713556

QC Batch: 834203
QC Batch Method: EPA 7470A
Analysis Method: EPA 7470A
Analysis Description: 7470 Mercury
Laboratory: Pace Analytical Services - Peachtree Corners, GA
Associated Lab Samples: 92713556001, 92713556002, 92713556003, 92713556004, 92713556005, 92713556006, 92713556007, 92713556008

METHOD BLANK: 4310145 Matrix: Water
Associated Lab Samples: 92713556001, 92713556002, 92713556003, 92713556004, 92713556005, 92713556006, 92713556007, 92713556008

Parameter	Units	Blank Result	Reporting Limit	MDL	Analyzed	Qualifiers
Mercury	mg/L	ND	0.00020	0.00013	02/22/24 14:11	

LABORATORY CONTROL SAMPLE: 4310146

Parameter	Units	Spike Conc.	LCS Result	LCS % Rec	% Rec Limits	Qualifiers
Mercury	mg/L	0.0025	0.0024	95	80-120	

MATRIX SPIKE & MATRIX SPIKE DUPLICATE: 4310147 4310148

Parameter	Units	92713556002 Result	MS Spike Conc.	MSD Spike Conc.	MS Result	MSD Result	MS % Rec	MSD % Rec	% Rec Limits	RPD	Max RPD	Qual
Mercury	mg/L	ND	0.0025	0.0025	0.0024	0.0024	95	95	75-125	0	20	

Results presented on this page are in the units indicated by the "Units" column except where an alternate unit is presented to the right of the result.

REPORT OF LABORATORY ANALYSIS

This report shall not be reproduced, except in full,
without the written consent of Pace Analytical Services, LLC.

Pace Analytical Services, LLC
9800 Kincey Ave. Suite 100
Huntersville, NC 28078
(704)875-9092

QUALITY CONTROL DATA

Project: Plant Hammond Pooled Upgradien
Pace Project No.: 92713556

QC Batch: 833295 | Analysis Method: SM 2320B-2011
QC Batch Method: SM 2320B-2011 | Analysis Description: 2320B Alkalinity
Laboratory: Pace Analytical Services - Asheville
Associated Lab Samples: 92713556001, 92713556002, 92713556003, 92713556004, 92713556005, 92713556006

METHOD BLANK: 4305949 Matrix: Water
Associated Lab Samples: 92713556001, 92713556002, 92713556003, 92713556004, 92713556005, 92713556006

Parameter	Units	Blank Result	Reporting Limit	MDL	Analyzed	Qualifiers
Alkalinity, Total as CaCO3	mg/L	ND	5.0	5.0	02/19/24 15:03	
Alkalinity,Bicarbonate (CaCO3)	mg/L	ND	5.0	5.0	02/19/24 15:03	
Alkalinity,Carbonate (CaCO3)	mg/L	ND	5.0	5.0	02/19/24 15:03	

LABORATORY CONTROL SAMPLE: 4305950

Parameter	Units	Spike Conc.	LCS Result	LCS % Rec	% Rec Limits	Qualifiers
Alkalinity, Total as CaCO3	mg/L	50	50.6	101	80-120	

LABORATORY CONTROL SAMPLE: 4305951

Parameter	Units	Spike Conc.	LCS Result	LCS % Rec	% Rec Limits	Qualifiers
Alkalinity, Total as CaCO3	mg/L	50	52.1	104	80-120	

MATRIX SPIKE & MATRIX SPIKE DUPLICATE: 4305952 4305953

Parameter	Units	92713311035 Result	MS Spike Conc.	MSD Spike Conc.	MS Result	MSD Result	MS % Rec	MSD % Rec	% Rec Limits	RPD	Max RPD	Qual
Alkalinity, Total as CaCO3	mg/L	ND	50	50	51.1	51.1	101	101	80-120	0	25	

MATRIX SPIKE & MATRIX SPIKE DUPLICATE: 4305954 4305955

Parameter	Units	92713311036 Result	MS Spike Conc.	MSD Spike Conc.	MS Result	MSD Result	MS % Rec	MSD % Rec	% Rec Limits	RPD	Max RPD	Qual
Alkalinity, Total as CaCO3	mg/L	ND	50	50	51.9	50.2	103	99	80-120	3	25	

Results presented on this page are in the units indicated by the "Units" column except where an alternate unit is presented to the right of the result.

REPORT OF LABORATORY ANALYSIS

This report shall not be reproduced, except in full,
without the written consent of Pace Analytical Services, LLC.

Pace Analytical Services, LLC
9800 Kincey Ave. Suite 100
Huntersville, NC 28078
(704)875-9092

QUALITY CONTROL DATA

Project: Plant Hammond Pooled Upgradien
Pace Project No.: 92713556

QC Batch: 833242
QC Batch Method: SM 2540C-2015
Analysis Method: SM 2540C-2015
Analysis Description: 2540C Total Dissolved Solids
Laboratory: Pace Analytical Services - Asheville
Associated Lab Samples: 92713556001, 92713556002, 92713556003, 92713556004, 92713556005, 92713556006, 92713556007, 92713556008

METHOD BLANK: 4305777 Matrix: Water
Associated Lab Samples: 92713556001, 92713556002, 92713556003, 92713556004, 92713556005, 92713556006, 92713556007, 92713556008

Parameter	Units	Blank Result	Reporting Limit	MDL	Analyzed	Qualifiers
Total Dissolved Solids	mg/L	ND	25.0	25.0	02/18/24 14:53	

LABORATORY CONTROL SAMPLE: 4305778

Parameter	Units	Spike Conc.	LCS Result	LCS % Rec	% Rec Limits	Qualifiers
Total Dissolved Solids	mg/L	250	268	107	90-110	

SAMPLE DUPLICATE: 4305779

Parameter	Units	92713311026 Result	Dup Result	RPD	Max RPD	Qualifiers
Total Dissolved Solids	mg/L	531	523	2	25	

SAMPLE DUPLICATE: 4305780

Parameter	Units	92713556001 Result	Dup Result	RPD	Max RPD	Qualifiers
Total Dissolved Solids	mg/L	402	402	0	25	

Results presented on this page are in the units indicated by the "Units" column except where an alternate unit is presented to the right of the result.

REPORT OF LABORATORY ANALYSIS

This report shall not be reproduced, except in full,
without the written consent of Pace Analytical Services, LLC.

Pace Analytical Services, LLC
9800 Kincey Ave. Suite 100
Huntersville, NC 28078
(704)875-9092

QUALITY CONTROL DATA

Project: Plant Hammond Pooled Upgradien
Pace Project No.: 92713556

QC Batch: 833117
QC Batch Method: SM 4500-S2D-2011
Analysis Method: SM 4500-S2D-2011
Analysis Description: 4500S2D Sulfide Water
Laboratory: Pace Analytical Services - Asheville
Associated Lab Samples: 92713556001, 92713556002, 92713556003, 92713556004, 92713556005, 92713556006

METHOD BLANK: 4305491 Matrix: Water
Associated Lab Samples: 92713556001, 92713556002, 92713556003, 92713556004, 92713556005, 92713556006

Parameter	Units	Blank Result	Reporting Limit	MDL	Analyzed	Qualifiers
Sulfide	mg/L	ND	0.10	0.022	02/17/24 01:52	

LABORATORY CONTROL SAMPLE: 4305492

Parameter	Units	Spike Conc.	LCS Result	LCS % Rec	% Rec Limits	Qualifiers
Sulfide	mg/L	0.5	0.52	104	80-120	

MATRIX SPIKE & MATRIX SPIKE DUPLICATE: 4305493 4305494

Parameter	Units	92713556001 Result	MS Spike Conc.	MSD Spike Conc.	MS Result	MSD Result	MS % Rec	MSD % Rec	% Rec Limits	RPD	Max RPD	Qual
Sulfide	mg/L	ND	0.5	0.5	0.47	0.55	94	111	80-120	16	10	R1

MATRIX SPIKE & MATRIX SPIKE DUPLICATE: 4305519 4305520

Parameter	Units	92713565004 Result	MS Spike Conc.	MSD Spike Conc.	MS Result	MSD Result	MS % Rec	MSD % Rec	% Rec Limits	RPD	Max RPD	Qual
Sulfide	mg/L	ND	0.5	0.5	0.49	0.54	98	107	80-120	9	10	

Results presented on this page are in the units indicated by the "Units" column except where an alternate unit is presented to the right of the result.

REPORT OF LABORATORY ANALYSIS

This report shall not be reproduced, except in full,
without the written consent of Pace Analytical Services, LLC.

Pace Analytical Services, LLC
9800 Kincey Ave. Suite 100
Huntersville, NC 28078
(704)875-9092

QUALITY CONTROL DATA

Project: Plant Hammond Pooled Upgradien
Pace Project No.: 92713556

QC Batch: 832724
QC Batch Method: EPA 300.0 Rev 2.1 1993
Analysis Method: EPA 300.0 Rev 2.1 1993
Analysis Description: 300.0 IC Anions
Laboratory: Pace Analytical Services - Asheville
Associated Lab Samples: 92713556001, 92713556002, 92713556003, 92713556004, 92713556005, 92713556006, 92713556007, 92713556008

METHOD BLANK: 4303397 Matrix: Water
Associated Lab Samples: 92713556001, 92713556002, 92713556003, 92713556004, 92713556005, 92713556006, 92713556007, 92713556008

Parameter	Units	Blank Result	Reporting Limit	MDL	Analyzed	Qualifiers
Chloride	mg/L	ND	1.0	0.60	02/15/24 22:02	
Fluoride	mg/L	ND	0.10	0.050	02/15/24 22:02	
Sulfate	mg/L	ND	1.0	0.50	02/15/24 22:02	

LABORATORY CONTROL SAMPLE: 4303398

Parameter	Units	Spike Conc.	LCS Result	LCS % Rec	% Rec Limits	Qualifiers
Chloride	mg/L	50	49.8	100	90-110	
Fluoride	mg/L	2.5	2.6	103	90-110	
Sulfate	mg/L	50	50.4	101	90-110	

MATRIX SPIKE & MATRIX SPIKE DUPLICATE: 4303399 4303400

Parameter	Units	92713556001 Result	MS Spike Conc.	MSD Spike Conc.	MS Result	MSD Result	MS % Rec	MSD % Rec	% Rec Limits	RPD	Max RPD	Qual
Chloride	mg/L	10.0	50	50	59.2	60.8	98	102	90-110	3	10	
Fluoride	mg/L	0.071J	2.5	2.5	2.9	3.0	114	118	90-110	3	10	M1
Sulfate	mg/L	50.4	50	50	92.0	94.1	83	87	90-110	2	10	M1

MATRIX SPIKE & MATRIX SPIKE DUPLICATE: 4303401 4303402

Parameter	Units	92713565002 Result	MS Spike Conc.	MSD Spike Conc.	MS Result	MSD Result	MS % Rec	MSD % Rec	% Rec Limits	RPD	Max RPD	Qual
Chloride	mg/L	1.8	50	50	51.5	53.2	99	103	90-110	3	10	
Fluoride	mg/L	0.059J	2.5	2.5	2.8	2.9	111	115	90-110	4	10	M1
Sulfate	mg/L	21.8	50	50	72.4	74.0	101	104	90-110	2	10	

Results presented on this page are in the units indicated by the "Units" column except where an alternate unit is presented to the right of the result.

REPORT OF LABORATORY ANALYSIS

This report shall not be reproduced, except in full,
without the written consent of Pace Analytical Services, LLC.

Pace Analytical Services, LLC
9800 Kincey Ave. Suite 100
Huntersville, NC 28078
(704)875-9092

QUALIFIERS

Project: Plant Hammond Pooled Upgradien
Pace Project No.: 92713556

DEFINITIONS

DF - Dilution Factor, if reported, represents the factor applied to the reported data due to dilution of the sample aliquot.

ND - Not Detected at or above adjusted reporting limit.

TNTC - Too Numerous To Count

J - Estimated concentration above the adjusted method detection limit and below the adjusted reporting limit.

MDL - Adjusted Method Detection Limit.

PQL - Practical Quantitation Limit.

RL - Reporting Limit - The lowest concentration value that meets project requirements for quantitative data with known precision and bias for a specific analyte in a specific matrix.

S - Surrogate

1,2-Diphenylhydrazine decomposes to and cannot be separated from Azobenzene using Method 8270. The result for each analyte is a combined concentration.

Consistent with EPA guidelines, unrounded data are displayed and have been used to calculate % recovery and RPD values.

LCS(D) - Laboratory Control Sample (Duplicate)

MS(D) - Matrix Spike (Duplicate)

DUP - Sample Duplicate

RPD - Relative Percent Difference

NC - Not Calculable.

SG - Silica Gel - Clean-Up

U - Indicates the compound was analyzed for, but not detected.

Acid preservation may not be appropriate for 2 Chloroethylvinyl ether.

A separate vial preserved to a pH of 4-5 is recommended in SW846 Chapter 4 for the analysis of Acrolein and Acrylonitrile by EPA Method 8260.

N-Nitrosodiphenylamine decomposes and cannot be separated from Diphenylamine using Method 8270. The result reported for each analyte is a combined concentration.

Reported results are not rounded until the final step prior to reporting. Therefore, calculated parameters that are typically reported as "Total" may vary slightly from the sum of the reported component parameters.

Pace Analytical is TNI accredited. Contact your Pace PM for the current list of accredited analytes.

TNI - The NELAC Institute.

ANALYTE QUALIFIERS

M1	Matrix spike recovery exceeded QC limits. Batch accepted based on laboratory control sample (LCS) recovery.
R1	RPD value was outside control limits.

This report shall not be reproduced, except in full,
without the written consent of Pace Analytical Services, LLC.

Pace Analytical Services, LLC
9800 Kincey Ave. Suite 100
Huntersville, NC 28078
(704)875-9092

QUALITY CONTROL DATA CROSS REFERENCE TABLE

Project: Plant Hammond Pooled Upgradien
Pace Project No.: 92713556

Lab ID	Sample ID	QC Batch Method	QC Batch	Analytical Method	Analytical Batch
92713556001	**HAM-HGWA-1**	EPA 3010A	833074	EPA 6010D	833112
92713556002	**HAM-HGWA-2**	EPA 3010A	833074	EPA 6010D	833112
92713556003	**HAM-HGWA-3**	EPA 3010A	833074	EPA 6010D	833112
92713556004	**HAM-HGWA-43D**	EPA 3010A	833074	EPA 6010D	833112
92713556005	**HAM-HGWA-44D**	EPA 3010A	833074	EPA 6010D	833112
92713556006	**HAM-UGRD-FD-01**	EPA 3010A	833074	EPA 6010D	833112
92713556007	**HAM-UGRD-EB-01**	EPA 3010A	833074	EPA 6010D	833112
92713556008	**HAM-UGRD-FB-01**	EPA 3010A	833074	EPA 6010D	833112
92713556001	**HAM-HGWA-1**	EPA 3005A	833075	EPA 6020B	833154
92713556002	**HAM-HGWA-2**	EPA 3005A	833075	EPA 6020B	833154
92713556003	**HAM-HGWA-3**	EPA 3005A	833075	EPA 6020B	833154
92713556004	**HAM-HGWA-43D**	EPA 3005A	833075	EPA 6020B	833154
92713556005	**HAM-HGWA-44D**	EPA 3005A	833075	EPA 6020B	833154
92713556006	**HAM-UGRD-FD-01**	EPA 3005A	833075	EPA 6020B	833154
92713556007	**HAM-UGRD-EB-01**	EPA 3005A	833075	EPA 6020B	833154
92713556008	**HAM-UGRD-FB-01**	EPA 3005A	833075	EPA 6020B	833154
92713556001	**HAM-HGWA-1**	EPA 7470A	834203	EPA 7470A	834267
92713556002	**HAM-HGWA-2**	EPA 7470A	834203	EPA 7470A	834267
92713556003	**HAM-HGWA-3**	EPA 7470A	834203	EPA 7470A	834267
92713556004	**HAM-HGWA-43D**	EPA 7470A	834203	EPA 7470A	834267
92713556005	**HAM-HGWA-44D**	EPA 7470A	834203	EPA 7470A	834267
92713556006	**HAM-UGRD-FD-01**	EPA 7470A	834203	EPA 7470A	834267
92713556007	**HAM-UGRD-EB-01**	EPA 7470A	834203	EPA 7470A	834267
92713556008	**HAM-UGRD-FB-01**	EPA 7470A	834203	EPA 7470A	834267
92713556001	**HAM-HGWA-1**	SM 2320B-2011	833295		
92713556002	**HAM-HGWA-2**	SM 2320B-2011	833295		
92713556003	**HAM-HGWA-3**	SM 2320B-2011	833295		
92713556004	**HAM-HGWA-43D**	SM 2320B-2011	833295		
92713556005	**HAM-HGWA-44D**	SM 2320B-2011	833295		
92713556006	**HAM-UGRD-FD-01**	SM 2320B-2011	833295		
92713556001	**HAM-HGWA-1**	SM 2540C-2015	833242		
92713556002	**HAM-HGWA-2**	SM 2540C-2015	833242		
92713556003	**HAM-HGWA-3**	SM 2540C-2015	833242		
92713556004	**HAM-HGWA-43D**	SM 2540C-2015	833242		
92713556005	**HAM-HGWA-44D**	SM 2540C-2015	833242		
92713556006	**HAM-UGRD-FD-01**	SM 2540C-2015	833242		
92713556007	**HAM-UGRD-EB-01**	SM 2540C-2015	833242		
92713556008	**HAM-UGRD-FB-01**	SM 2540C-2015	833242		
92713556001	**HAM-HGWA-1**	SM 4500-S2D-2011	833117		
92713556002	**HAM-HGWA-2**	SM 4500-S2D-2011	833117		
92713556003	**HAM-HGWA-3**	SM 4500-S2D-2011	833117		
92713556004	**HAM-HGWA-43D**	SM 4500-S2D-2011	833117		
92713556005	**HAM-HGWA-44D**	SM 4500-S2D-2011	833117		
92713556006	**HAM-UGRD-FD-01**	SM 4500-S2D-2011	833117		
92713556001	**HAM-HGWA-1**	EPA 300.0 Rev 2.1 1993	832724		
92713556002	**HAM-HGWA-2**	EPA 300.0 Rev 2.1 1993	832724		

REPORT OF LABORATORY ANALYSIS

This report shall not be reproduced, except in full,
without the written consent of Pace Analytical Services, LLC.

Pace Analytical Services, LLC
9800 Kincey Ave. Suite 100
Huntersville, NC 28078
(704)875-9092

QUALITY CONTROL DATA CROSS REFERENCE TABLE

Project: Plant Hammond Pooled Upgradien
Pace Project No.: 92713556

Lab ID	Sample ID	QC Batch Method	QC Batch	Analytical Method	Analytical Batch
92713556003	**HAM-HGWA-3**	EPA 300.0 Rev 2.1 1993	832724		
92713556004	**HAM-HGWA-43D**	EPA 300.0 Rev 2.1 1993	832724		
92713556005	**HAM-HGWA-44D**	EPA 300.0 Rev 2.1 1993	832724		
92713556006	**HAM-UGRD-FD-01**	EPA 300.0 Rev 2.1 1993	832724		
92713556007	**HAM-UGRD-EB-01**	EPA 300.0 Rev 2.1 1993	832724		
92713556008	**HAM-UGRD-FB-01**	EPA 300.0 Rev 2.1 1993	832724		

This report shall not be reproduced, except in full,
without the written consent of Pace Analytical Services, LLC.

Pace	DC#_Title: ENV-FRM-HUN1-0083 v03_Sample Condition Upon Receipt
	Effective Date: 12/01/2023

atory receiving samples:
eville ☐ Eden ☐ Greenwood ☐ Huntersville ☐ Raleigh ☐ Mechanicsville ☐ Atlanta ☑ Kernersville ☐

mple Condition pon Receipt

Client Name: Ian Ponce

Project #: WO# : 92713556

92713556

er: ☐Fed Ex ☐UPS ☐USPS ☐Client
ommercial ☑Pace ☐Other:____

dy Seal Present? ☑Yes ☐No Seals Intact? ☑Yes ☐No ☐N/A

Date/Initials Person Examining Contents: 7/14/24

ng Material: ☑Bubble Wrap ☐Bubble Bags ☐None ☐ Other

Biological Tissue Frozen? ☐Yes ☐No ☑N/A

nometer:
☑IR Gun ID: 730 Type of Ice: ☑Wet ☐Blue ☐None

er Temp: 3.3 Correction Factor: Add/Subtract (°C) +0.1

er Temp Corrected (°C): 3.4

Temp should be above freezing to 6°C
☐Samples out of temp criteria. Samples on ice, cooling proce has begun

A Regulated Soil (☐ N/A, water sample)
id samples originate in a quarantine zone within the United States: CA, NY, or SC (check maps)? ☐Yes ☐No

Did samples originate from a foreign source (internationally, including Hawaii and Puerto Rico)? ☐Yes ☐No

				Comments/Discrepancy:
Chain of Custody Present?	☑Yes	☐No	☐N/A	1.
Samples Arrived within Hold Time?	☑Yes	☐No	☐N/A	2.
Short Hold Time Analysis (<72 hr.)?	☐Yes	☑No	☐N/A	3.
Rush Turn Around Time Requested?	☐Yes	☑No	☐N/A	4.
Sufficient Volume?	☑Yes	☐No	☐N/A	5.
Correct Containers Used?	☑Yes	☐No	☐N/A	6.
-Pace Containers Used?	☑Yes	☐No	☐N/A	
Containers Intact?	☑Yes	☐No	☐N/A	7.
Dissolved analysis: Samples Field Filtered?	☐Yes	☐No	☑N/A	8.
Sample Labels Match COC?	☑Yes	☐No	☐N/A	9.
-Includes Date/Time/ID/Analysis Matrix: WT				
Headspace in VOA Vials (>5-6mm)?	☐Yes	☐No	☑N/A	10.
Trip Blank Present?	☐Yes	☐No	☐N/A	11.
Trip Blank Custody Seals Present?	☐Yes	☐No	☐N/A	

MENTS/SAMPLE DISCREPANCY

Field Data Required? ☐Yes ☐No

Lot ID of split containers:

T NOTIFICATION/RESOLUTION

son contacted: _____ Date/Time: _____

Project Manager SCURF Review: _____ Date: _____

Project Manager SRF Review: _____ Date: _____

altrax ID: 60614 Page 1 of 2

eck mark top half of box if pH and/or dechlorination is verified and
:hin the acceptance range for preservation samples.
ptions: VOA, Coliform, TOC, Oil and Grease, DRO/8015 (water) DOC, LLHg

ottom half of box is to list number of bottles
Check all unpreserved Nitrates for chlorine

Project #

WO# : 92713556

PM: BV Due Date: 02/29/24
CLIENT: 92- GP-HAM

BP4U-125 mL Plastic Unpreserved (N/A) (Cl-)	BP3U-250 mL Plastic Unpreserved (N/A)	BP2U-500 mL Plastic Unpreserved (N/A)	BP1U-1 liter Plastic Unpreserved (N/A)	BP4S-125 mL Plastic H2SO4 (pH < 2) (Cl-)	BP3N-250 mL plastic HNO3 (pH < 2)	BP4Z-125 mL Plastic ZN Acetate & NaOH (>9)	BP4B-125 mL Plastic NaOH (pH > 12) (Cl-)	WGFU-Wide-mouthed Glass jar Unpreserved	AG1U-1 liter Amber Unpreserved (N/A) (Cl-)	AG1H-1 liter Amber HCl (pH < 2)	AG3U-250 mL Amber Unpreserved (N/A) (Cl-)	AG1S-1 liter Amber H2SO4 (pH < 2)	AG3S-250 mL Amber H2SO4 (pH < 2)	DG94-40 mL Amber NH4Cl (N/A)(Cl-)	DG9H-40 mL VOA HCl (N/A)	VG9T-40 mL VOA Na2S2O3 (N/A)	VG9U-40 mL VOA Unpreserved (N/A)	DG9V-40 mL VOA H3PO4 (N/A)	KP7U-50 mL Plastic Unpreserved (N/A)	V/GK (3 vials per kit)-VPH/Gas kit (N/A)	SP5T-125 mL Sterile Plastic (N/A – lab)	SP2T-250 mL Sterile Plastic (N/A – lab)	15pH	BP3R-250 mL Plastic (NH2)2SO4 (9.3-9.7)	AG0U-100 mL Amber Unpreserved (N/A) (Cl-)	VSGU-20 mL Scintillation vials (N/A)	DG9U-40 mL Amber Unpreserved vials (N/A)
	2	1			1	1																			X			
	2	1			1	1																			X			
	2	1			1	1																			X			
	2	1			1	1																			X			
	2	1			1	1																			X			
	2	1			1	1																			X			
	1	1			1																				X			
	1	1			1																				2			

pH Adjustment Log for Preserved Samples

ample ID	Type of Preservative	pH upon receipt	Date preservation adjusted	Time preservation adjusted	Amount of Preservative added	Lot #

:e: Whenever there is a discrepancy affecting North Carolina compliance samples, a copy of this form will be sent to the North Carolina DENR Certification Office (i.e. : of hold, incorrect preservative, out of temp, incorrect containers.

Pace Analytical
www.pacelabs.com

The Chain-of-Custody is a LEGAL DOCUMENT. All relevant fields must be completed accurately.

Page: 1 of 1

Section A Required Client Information:		Section B Required Project Information:		Section C Invoice Information:	
Company:	GA Power	Report To:	SCS Contacts	Attention:	Southern Co.
Address:	Atlanta, GA	Copy To:	Geosyntec Contacts	Company Name:	
				Address:	
Email To:	SCS Contacts	Purchase Order No.:		Pace Quote Reference:	
Phone:	Fax:	Project Name:	Plant Hammond Pooled Upgradient	Pace Project Manager:	Bonnie Vang
Requested Due Date/TAT:	10 Day	Project Number:		Pace Profile #:	10839

REGULATORY AGENCY

☐ NPDES ☐ GROUND WATER ☐ DRINKING WATER
☐ UST ☐ RCRA ☑ OTHER CCR

Site Location STATE: GA

Section D Required Client Information

Valid Matrix Codes

MATRIX	CODE
DRINKING WATER	DW
WATER	WT
WASTE WATER	WW
PRODUCT	P
SOIL/SOLID	SL
OIL	OL
WIPE	WP
AIR	AR
OTHER	OT
TISSUE	TS

SAMPLE ID (A-Z, 0-9 / ,-) Sample IDs MUST BE UNIQUE

Requested Analysis Filtered (Y/N)

ITEM #	SAMPLE ID	MATRIX CODE (see valid codes to left)	SAMPLE TYPE (G=GRAB C=COMP)	COLLECTED COMPOSITE DATE	COLLECTED COMPOSITE TIME	COLLECTED COMPOSITE DATE	COLLECTED COMPOSITE TIME	SAMPLE TEMP AT COLLECTION	# OF CONTAINERS	Unpreserved	H_2SO_4	HNO_3	HCl	NaOH	$Na_2S_2O_3$	Methanol	Other	Analysis Test (Y/N)	Chloride, Fluoride, Sulfate (N)	Full App. III and IV metals (N)	RAD 226/228 (N)	TDS (N)	Major Ions (Profile 10839-2)	Residual Chlorine (Y/N)	Pace Project No./ Lab I.D. 92713556
1	HAM-HGWA-1	WG	G	2/13/24	1838			15	7	3		3					1		X	X	X	X	X	N	001
2	HAM-HGWA-2	WG	G	2/13/24	1530		TK 2/13/24	17	7	3		3					1		X	X	X	X	X	N	002
3	HAM-HGWA-3	WG	G	2/13/24	1358			17	7	3		3					1		X	X	X	X	X	N	003
4	HAM-HGWA-43D	WG	G	02/13/24	1109			18	7	3		3					1		X	X	X	X	X	N	004
5	HAM-HGWA-44D	WG	G	2/13/24	1151			16	7	3		3					1		X	X	X	X	X	N	005
6	HAM-UGRD-FD-01	WG	G	2/13/24	0000			16	7	3		3					1		X	X	X	X	X	N	006
7	HAM-UGRD-EB-01	WG	G	2/13/24	1305			16	5	2		3					1		X	X	X	X	X	N	007
8	HAM-UGRD-FB-01	WG	G	2/13/24	1310			16	5	2		3					1		X	X	X	X	X	N	008
9						TK 2/13/24																			Last Sample
10																									
11																									
12																									

ADDITIONAL COMMENTS	RELINQUISHED BY / AFFILIATION	DATE	TIME	ACCEPTED BY / AFFILIATION	DATE	TIME	SAMPLE CONDITIONS
Task Code: HAM-CCR-ASSMT-2024S1	Anthony Jacot / Geosyntec	2-14-2024	1230	Ryan Williams / Pace	2/14/2024	1230	
	Ryan Williams / Pace	2/14/2024	1450	[signature]	2/14	1450	

SAMPLER NAME AND SIGNATURE

PRINT Name of SAMPLER: [illegible], [illegible], J. Neilson / Geosyntec Consultants, Inc

SIGNATURE of SAMPLER: [signature] DATE Signed (MM/DD/YY):

Temp in °C | Received on Ice (Y/N) | Custody Sealed Cooler (Y/N) | Samples Intact (Y/N)

Pace Analytical Services, LLC
9800 Kincey Ave. Suite 100
Huntersville, NC 28078
(704)875-9092

March 07, 2024

Kristen Jurinko
Southern Company
241 Ralph McGill Blvd NE
Bin 10160
Atlanta, GA 30308

RE: Project: Plant Hammond Pooled Upgra-RAD
Pace Project No.: 92713558

Dear Kristen Jurinko:

Enclosed are the analytical results for sample(s) received by the laboratory on February 14, 2024. The results relate only to the samples included in this report. Results reported herein conform to the applicable TNI/NELAC Standards and the laboratory's Quality Manual, where applicable, unless otherwise noted in the body of the report.

The test results provided in this final report were generated by each of the following laboratories within the Pace Network:

- Pace Analytical Services - Greensburg

If you have any questions concerning this report, please feel free to contact me.

Sincerely,

Bonnie Vang
bonnie.vang@pacelabs.com
704-977-0968
Project Manager

Enclosures

cc: Kip Gray, Geosyntec
Christine Hug, Geosyntec Consultants, Inc.
Thomas Kessler, Geosyntec Consultants
Whitney Law, Geosyntec Consultants
Laura Midkiff, Southern Company
Caroline Nelson, Geosyntec Consultants, Inc
Anthony Szwast, Geosyntec Consultants

This report shall not be reproduced, except in full,
without the written consent of Pace Analytical Services, LLC.

Pace Analytical Services, LLC
9800 Kincey Ave. Suite 100
Huntersville, NC 28078
(704)875-9092

CERTIFICATIONS

Project: Plant Hammond Pooled Upgra-RAD
Pace Project No.: 92713558

Pace Analytical Services Pennsylvania

1638 Roseytown Rd Suites 2,3&4, Greensburg, PA 15601
ANAB DOD-ELAP Rad Accreditation #: L2417
ANABISO/IEC 17025:2017 Rad Cert#: L24170
Alabama Certification #: 41590
Arizona Certification #: AZ0734
Arkansas Certification
California Certification #: 2950
Colorado Certification #: PA01547
Connecticut Certification #: PH-0694
EPA Region 4 DW Rad
Florida/TNI Certification #: E87683
Georgia Certification #: C040
Guam Certification
Hawaii Certification
Idaho Certification
Illinois Certification
Indiana Certification
Iowa Certification #: 391
Kansas Certification #: E-10358
Kentucky Certification #: KY90133
KY WW Permit #: KY0098221
KY WW Permit #: KY0000221
Louisiana DHH/TNI Certification #: LA010
Louisiana DEQ/TNI Certification #: 04086
Maine Certification #: 2023021
Maryland Certification #: 308
Massachusetts Certification #: M-PA1457
Michigan/PADEP Certification #: 9991
Missouri Certification #: 235
Montana Certification #: Cert0082
Nebraska Certification #: NE-OS-29-14
Nevada Certification #: PA014572023-03
New Hampshire/TNI Certification #: 297622
New Jersey/TNI Certification #: PA051
New Mexico Certification #: PA01457
New York/TNI Certification #: 10888
North Carolina Certification #: 42706
North Dakota Certification #: R-190
Ohio EPA Rad Approval: #41249
Oregon/TNI Certification #: PA200002-015
Pennsylvania/TNI Certification #: 65-00282
Puerto Rico Certification #: PA01457
Rhode Island Certification #: 65-00282
South Dakota Certification
Tennessee Certification #: TN02867
Texas/TNI Certification #: T104704188-22-18
Utah/TNI Certification #: PA014572223-14
USDA Soil Permit #: 525-23-67-77263
Vermont Dept. of Health: ID# VT-0282
Virgin Island/PADEP Certification
Virginia/VELAP Certification #: 460198
Washington Certification #: C868
West Virginia DEP Certification #: 143
West Virginia DHHR Certification #: 9964C
Wisconsin Approve List for Rad

This report shall not be reproduced, except in full,
without the written consent of Pace Analytical Services, LLC.

Pace Analytical Services, LLC
9800 Kincey Ave. Suite 100
Huntersville, NC 28078
(704)875-9092

SAMPLE SUMMARY

Project: Plant Hammond Pooled Upgra-RAD
Pace Project No.: 92713558

Lab ID	Sample ID	Matrix	Date Collected	Date Received
92713558001	**HAM-HGWA-1**	Water	02/13/24 18:38	02/14/24 14:50
92713558002	**HAM-HGWA-2**	Water	02/13/24 15:30	02/14/24 14:50
92713558003	**HAM-HGWA-3**	Water	02/13/24 13:58	02/14/24 14:50
92713558004	**HAM-HGWA-43D**	Water	02/13/24 11:09	02/14/24 14:50
92713558005	**HAM-HGWA-44D**	Water	02/13/24 11:51	02/14/24 14:50
92713558006	**HAM-UGRD-FD-01**	Water	02/13/24 00:00	02/14/24 14:50
92713558007	**HAM-UGRD-EB-01**	Water	02/13/24 13:05	02/14/24 14:50
92713558008	**HAM-UGRD-FB-01**	Water	02/13/24 13:10	02/14/24 14:50

REPORT OF LABORATORY ANALYSIS

This report shall not be reproduced, except in full,
without the written consent of Pace Analytical Services, LLC.

Pace Analytical Services, LLC
9800 Kincey Ave. Suite 100
Huntersville, NC 28078
(704)875-9092

SAMPLE ANALYTE COUNT

Project: Plant Hammond Pooled Upgra-RAD
Pace Project No.: 92713558

Lab ID	Sample ID	Method	Analysts	Analytes Reported	Laboratory
92713558001	**HAM-HGWA-1**	EPA 9315	SLC	1	PASI-PA
		EPA 9320	JJS1	1	PASI-PA
		Total Radium Calculation	JAL	1	PASI-PA
92713558002	**HAM-HGWA-2**	EPA 9315	SLC	1	PASI-PA
		EPA 9320	JJS1	1	PASI-PA
		Total Radium Calculation	JAL	1	PASI-PA
92713558003	**HAM-HGWA-3**	EPA 9315	SLC	1	PASI-PA
		EPA 9320	JJS1	1	PASI-PA
		Total Radium Calculation	JAL	1	PASI-PA
92713558004	**HAM-HGWA-43D**	EPA 9315	SLC	1	PASI-PA
		EPA 9320	JJS1	1	PASI-PA
		Total Radium Calculation	JAL	1	PASI-PA
92713558005	**HAM-HGWA-44D**	EPA 9315	SLC	1	PASI-PA
		EPA 9320	JJS1	1	PASI-PA
		Total Radium Calculation	JAL	1	PASI-PA
92713558006	**HAM-UGRD-FD-01**	EPA 9315	SLC	1	PASI-PA
		EPA 9320	JJS1	1	PASI-PA
		Total Radium Calculation	JAL	1	PASI-PA
92713558007	**HAM-UGRD-EB-01**	EPA 9315	SLC	1	PASI-PA
		EPA 9320	JJS1	1	PASI-PA
		Total Radium Calculation	JAL	1	PASI-PA
92713558008	**HAM-UGRD-FB-01**	EPA 9315	SLC	1	PASI-PA
		EPA 9320	JJS1	1	PASI-PA
		Total Radium Calculation	JAL	1	PASI-PA

PASI-PA = Pace Analytical Services - Greensburg

This report shall not be reproduced, except in full,
without the written consent of Pace Analytical Services, LLC.

Pace Analytical Services, LLC
9800 Kincey Ave. Suite 100
Huntersville, NC 28078
(704)875-9092

SUMMARY OF DETECTION

Project: Plant Hammond Pooled Upgra-RAD
Pace Project No.: 92713558

Lab Sample ID / Method	Client Sample ID / Parameters	Result	Units	Report Limit	Analyzed	Qualifiers
92713558001	**HAM-HGWA-1**					
EPA 9315	Radium-226	0.00587U ± 0.107 (0.279) C:91% T:NA	pCi/L		02/29/24 08:30	
EPA 9320	Radium-228	0.188U ± 0.381 (0.841) C:78% T:82%	pCi/L		03/05/24 16:04	
Total Radium Calculation	Total Radium	0.194U ± 0.488 (1.12)	pCi/L		03/07/24 09:58	
92713558002	**HAM-HGWA-2**					
EPA 9315	Radium-226	0.207U ± 0.151 (0.265) C:91% T:NA	pCi/L		02/29/24 08:30	
EPA 9320	Radium-228	0.118U ± 0.325 (0.731) C:78% T:85%	pCi/L		03/05/24 16:02	
Total Radium Calculation	Total Radium	0.325U ± 0.476 (0.996)	pCi/L		03/07/24 09:58	
92713558003	**HAM-HGWA-3**					
EPA 9315	Radium-226	0.165U ± 0.135 (0.249) C:92% T:NA	pCi/L		02/29/24 08:30	
EPA 9320	Radium-228	0.0480U ± 0.300 (0.695) C:74% T:86%	pCi/L		03/05/24 16:02	
Total Radium Calculation	Total Radium	0.213U ± 0.435 (0.944)	pCi/L		03/07/24 09:58	
92713558004	**HAM-HGWA-43D**					
EPA 9315	Radium-226	0.0527U ± 0.103 (0.238) C:95% T:NA	pCi/L		02/29/24 08:30	
EPA 9320	Radium-228	0.807 ± 0.405 (0.675) C:73% T:84%	pCi/L		03/05/24 16:02	
Total Radium Calculation	Total Radium	0.860U ± 0.508 (0.913)	pCi/L		03/07/24 09:58	

REPORT OF LABORATORY ANALYSIS

This report shall not be reproduced, except in full,
without the written consent of Pace Analytical Services, LLC.

Pace Analytical Services, LLC
9800 Kincey Ave. Suite 100
Huntersville, NC 28078
(704)875-9092

SUMMARY OF DETECTION

Project: Plant Hammond Pooled Upgra-RAD
Pace Project No.: 92713558

Lab Sample ID / Method	Client Sample ID / Parameters	Result	Units	Report Limit	Analyzed	Qualifiers
92713558005	**HAM-HGWA-44D**					
EPA 9315	Radium-226	0.176U ± 0.127 (0.217) C:100% T:NA	pCi/L		02/29/24 08:30	
EPA 9320	Radium-228	0.733 ± 0.387 (0.666) C:74% T:88%	pCi/L		03/05/24 16:02	
Total Radium Calculation	Total Radium	0.909 ± 0.514 (0.883)	pCi/L		03/07/24 09:58	
92713558006	**HAM-UGRD-FD-01**					
EPA 9315	Radium-226	0.0330U ± 0.0940 (0.229) C:98% T:NA	pCi/L		02/29/24 08:30	
EPA 9320	Radium-228	0.257U ± 0.448 (0.977) C:76% T:85%	pCi/L		03/05/24 16:02	
Total Radium Calculation	Total Radium	0.290U ± 0.542 (1.21)	pCi/L		03/07/24 09:58	
92713558007	**HAM-UGRD-EB-01**					
EPA 9315	Radium-226	0.0289U ± 0.0927 (0.231) C:86% T:NA	pCi/L		02/29/24 08:31	
EPA 9320	Radium-228	-0.252U ± 0.385 (0.946) C:73% T:88%	pCi/L		03/05/24 16:02	
Total Radium Calculation	Total Radium	0.0289U ± 0.478 (1.18)	pCi/L		03/07/24 09:58	
92713558008	**HAM-UGRD-FB-01**					
EPA 9315	Radium-226	-0.0148U ± 0.100 (0.275) C:91% T:NA	pCi/L		02/29/24 08:31	
EPA 9320	Radium-228	0.405U ± 0.426 (0.891) C:78% T:93%	pCi/L		03/05/24 16:02	
Total Radium Calculation	Total Radium	0.405U ± 0.526 (1.17)	pCi/L		03/07/24 09:58	

REPORT OF LABORATORY ANALYSIS

This report shall not be reproduced, except in full,
without the written consent of Pace Analytical Services, LLC.

Pace Analytical Services, LLC
9800 Kincey Ave. Suite 100
Huntersville, NC 28078
(704)875-9092

ANALYTICAL RESULTS - RADIOCHEMISTRY

Project: Plant Hammond Pooled Upgra-RAD
Pace Project No.: 92713558

Sample: HAM-HGWA-1 **Lab ID: 92713558001** Collected: 02/13/24 18:38 Received: 02/14/24 14:50 Matrix: Water
PWS: Site ID: Sample Type:

Parameters	Method	Act ± Unc (MDC) Carr Trac	Units	Analyzed	CAS No.	Qual
	Pace Analytical Services - Greensburg					
Radium-226	EPA 9315	**0.00587U ± 0.107 (0.279) C:91% T:NA**	pCi/L	02/29/24 08:30	13982-63-3	
	Pace Analytical Services - Greensburg					
Radium-228	EPA 9320	**0.188U ± 0.381 (0.841) C:78% T:82%**	pCi/L	03/05/24 16:04	15262-20-1	
	Pace Analytical Services - Greensburg					
Total Radium	Total Radium Calculation	**0.194U ± 0.488 (1.12)**	pCi/L	03/07/24 09:58	7440-14-4	

REPORT OF LABORATORY ANALYSIS

This report shall not be reproduced, except in full,
without the written consent of Pace Analytical Services, LLC.

Pace Analytical Services, LLC
9800 Kincey Ave. Suite 100
Huntersville, NC 28078
(704)875-9092

ANALYTICAL RESULTS - RADIOCHEMISTRY

Project: Plant Hammond Pooled Upgra-RAD
Pace Project No.: 92713558

Sample: HAM-HGWA-2 **Lab ID: 92713558002** Collected: 02/13/24 15:30 Received: 02/14/24 14:50 Matrix: Water
PWS: Site ID: Sample Type:

Parameters	Method	Act ± Unc (MDC) Carr Trac	Units	Analyzed	CAS No.	Qual
	Pace Analytical Services - Greensburg					
Radium-226	EPA 9315	**0.207U ± 0.151 (0.265) C:91% T:NA**	pCi/L	02/29/24 08:30	13982-63-3	
	Pace Analytical Services - Greensburg					
Radium-228	EPA 9320	**0.118U ± 0.325 (0.731) C:78% T:85%**	pCi/L	03/05/24 16:02	15262-20-1	
	Pace Analytical Services - Greensburg					
Total Radium	Total Radium Calculation	**0.325U ± 0.476 (0.996)**	pCi/L	03/07/24 09:58	7440-14-4	

REPORT OF LABORATORY ANALYSIS

This report shall not be reproduced, except in full,
without the written consent of Pace Analytical Services, LLC.

Pace Analytical Services, LLC
9800 Kincey Ave. Suite 100
Huntersville, NC 28078
(704)875-9092

ANALYTICAL RESULTS - RADIOCHEMISTRY

Project: Plant Hammond Pooled Upgra-RAD
Pace Project No.: 92713558

Sample: HAM-HGWA-3 **Lab ID: 92713558003** Collected: 02/13/24 13:58 Received: 02/14/24 14:50 Matrix: Water
PWS: Site ID: Sample Type:

Parameters	Method	Act ± Unc (MDC) Carr Trac	Units	Analyzed	CAS No.	Qual
	Pace Analytical Services - Greensburg					
Radium-226	EPA 9315	**0.165U ± 0.135 (0.249) C:92% T:NA**	pCi/L	02/29/24 08:30	13982-63-3	
	Pace Analytical Services - Greensburg					
Radium-228	EPA 9320	**0.0480U ± 0.300 (0.695) C:74% T:86%**	pCi/L	03/05/24 16:02	15262-20-1	
	Pace Analytical Services - Greensburg					
Total Radium	Total Radium Calculation	**0.213U ± 0.435 (0.944)**	pCi/L	03/07/24 09:58	7440-14-4	

REPORT OF LABORATORY ANALYSIS

This report shall not be reproduced, except in full,
without the written consent of Pace Analytical Services, LLC.

Pace Analytical Services, LLC
9800 Kincey Ave. Suite 100
Huntersville, NC 28078
(704)875-9092

ANALYTICAL RESULTS - RADIOCHEMISTRY

Project: Plant Hammond Pooled Upgra-RAD
Pace Project No.: 92713558

Sample: HAM-HGWA-43D **Lab ID: 92713558004** Collected: 02/13/24 11:09 Received: 02/14/24 14:50 Matrix: Water
PWS: Site ID: Sample Type:

Parameters	Method	Act ± Unc (MDC) Carr Trac	Units	Analyzed	CAS No.	Qual
	Pace Analytical Services - Greensburg					
Radium-226	EPA 9315	**0.0527U ± 0.103 (0.238) C:95% T:NA**	pCi/L	02/29/24 08:30	13982-63-3	
	Pace Analytical Services - Greensburg					
Radium-228	EPA 9320	**0.807 ± 0.405 (0.675) C:73% T:84%**	pCi/L	03/05/24 16:02	15262-20-1	
	Pace Analytical Services - Greensburg					
Total Radium	Total Radium Calculation	**0.860U ± 0.508 (0.913)**	pCi/L	03/07/24 09:58	7440-14-4	

REPORT OF LABORATORY ANALYSIS

This report shall not be reproduced, except in full,
without the written consent of Pace Analytical Services, LLC.

Pace Analytical Services, LLC
9800 Kincey Ave. Suite 100
Huntersville, NC 28078
(704)875-9092

ANALYTICAL RESULTS - RADIOCHEMISTRY

Project: Plant Hammond Pooled Upgra-RAD
Pace Project No.: 92713558

Sample: HAM-HGWA-44D **Lab ID: 92713558005** Collected: 02/13/24 11:51 Received: 02/14/24 14:50 Matrix: Water
PWS: Site ID: Sample Type:

Parameters	Method	Act ± Unc (MDC) Carr Trac	Units	Analyzed	CAS No.	Qual
	Pace Analytical Services - Greensburg					
Radium-226	EPA 9315	**0.176U ± 0.127 (0.217) C:100% T:NA**	pCi/L	02/29/24 08:30	13982-63-3	
	Pace Analytical Services - Greensburg					
Radium-228	EPA 9320	**0.733 ± 0.387 (0.666) C:74% T:88%**	pCi/L	03/05/24 16:02	15262-20-1	
	Pace Analytical Services - Greensburg					
Total Radium	Total Radium Calculation	**0.909 ± 0.514 (0.883)**	pCi/L	03/07/24 09:58	7440-14-4	

REPORT OF LABORATORY ANALYSIS

This report shall not be reproduced, except in full,
without the written consent of Pace Analytical Services, LLC.

Pace Analytical Services, LLC
9800 Kincey Ave. Suite 100
Huntersville, NC 28078
(704)875-9092

ANALYTICAL RESULTS - RADIOCHEMISTRY

Project: Plant Hammond Pooled Upgra-RAD
Pace Project No.: 92713558

Sample: HAM-UGRD-FD-01 **Lab ID: 92713558006** Collected: 02/13/24 00:00 Received: 02/14/24 14:50 Matrix: Water
PWS: Site ID: Sample Type:

Parameters	Method	Act ± Unc (MDC) Carr Trac	Units	Analyzed	CAS No.	Qual
	Pace Analytical Services - Greensburg					
Radium-226	EPA 9315	**0.0330U ± 0.0940 (0.229) C:98% T:NA**	pCi/L	02/29/24 08:30	13982-63-3	
	Pace Analytical Services - Greensburg					
Radium-228	EPA 9320	**0.257U ± 0.448 (0.977) C:76% T:85%**	pCi/L	03/05/24 16:02	15262-20-1	
	Pace Analytical Services - Greensburg					
Total Radium	Total Radium Calculation	**0.290U ± 0.542 (1.21)**	pCi/L	03/07/24 09:58	7440-14-4	

This report shall not be reproduced, except in full,
without the written consent of Pace Analytical Services, LLC.

Pace Analytical Services, LLC
9800 Kincey Ave. Suite 100
Huntersville, NC 28078
(704)875-9092

ANALYTICAL RESULTS - RADIOCHEMISTRY

Project: Plant Hammond Pooled Upgra-RAD
Pace Project No.: 92713558

Sample: HAM-UGRD-EB-01 **Lab ID: 92713558007** Collected: 02/13/24 13:05 Received: 02/14/24 14:50 Matrix: Water
PWS: Site ID: Sample Type:

Parameters	Method	Act ± Unc (MDC) Carr Trac	Units	Analyzed	CAS No.	Qual
	Pace Analytical Services - Greensburg					
Radium-226	EPA 9315	**0.0289U ± 0.0927 (0.231) C:86% T:NA**	pCi/L	02/29/24 08:31	13982-63-3	
	Pace Analytical Services - Greensburg					
Radium-228	EPA 9320	**-0.252U ± 0.385 (0.946) C:73% T:88%**	pCi/L	03/05/24 16:02	15262-20-1	
	Pace Analytical Services - Greensburg					
Total Radium	Total Radium Calculation	**0.0289U ± 0.478 (1.18)**	pCi/L	03/07/24 09:58	7440-14-4	

REPORT OF LABORATORY ANALYSIS

This report shall not be reproduced, except in full,
without the written consent of Pace Analytical Services, LLC.

Pace Analytical Services, LLC
9800 Kincey Ave. Suite 100
Huntersville, NC 28078
(704)875-9092

ANALYTICAL RESULTS - RADIOCHEMISTRY

Project: Plant Hammond Pooled Upgra-RAD
Pace Project No.: 92713558

Sample: HAM-UGRD-FB-01 **Lab ID: 92713558008** Collected: 02/13/24 13:10 Received: 02/14/24 14:50 Matrix: Water
PWS: Site ID: Sample Type:

Parameters	Method	Act ± Unc (MDC) Carr Trac	Units	Analyzed	CAS No.	Qual
	Pace Analytical Services - Greensburg					
Radium-226	EPA 9315	**-0.0148U ± 0.100 (0.275) C:91% T:NA**	pCi/L	02/29/24 08:31	13982-63-3	
	Pace Analytical Services - Greensburg					
Radium-228	EPA 9320	**0.405U ± 0.426 (0.891) C:78% T:93%**	pCi/L	03/05/24 16:02	15262-20-1	
	Pace Analytical Services - Greensburg					
Total Radium	Total Radium Calculation	**0.405U ± 0.526 (1.17)**	pCi/L	03/07/24 09:58	7440-14-4	

REPORT OF LABORATORY ANALYSIS

This report shall not be reproduced, except in full,
without the written consent of Pace Analytical Services, LLC.

Pace Analytical Services, LLC
9800 Kincey Ave. Suite 100
Huntersville, NC 28078
(704)875-9092

QUALITY CONTROL - RADIOCHEMISTRY

Project: Plant Hammond Pooled Upgra-RAD
Pace Project No.: 92713558

QC Batch: 650440
QC Batch Method: EPA 9320
Analysis Method: EPA 9320
Analysis Description: 9320 Radium 228
Laboratory: Pace Analytical Services - Greensburg
Associated Lab Samples: 92713558001, 92713558002, 92713558003, 92713558004, 92713558005, 92713558006, 92713558007, 92713558008

METHOD BLANK: 3169529
Matrix: Water
Associated Lab Samples: 92713558001, 92713558002, 92713558003, 92713558004, 92713558005, 92713558006, 92713558007, 92713558008

Parameter	Act ± Unc (MDC) Carr Trac	Units	Analyzed	Qualifiers
Radium-228	0.0170 ± 0.309 (0.718) C:80% T:91%	pCi/L	03/05/24 16:04	

Results presented on this page are in the units indicated by the "Units" column except where an alternate unit is presented to the right of the result.

REPORT OF LABORATORY ANALYSIS

This report shall not be reproduced, except in full,
without the written consent of Pace Analytical Services, LLC.

Pace Analytical Services, LLC
9800 Kincey Ave. Suite 100
Huntersville, NC 28078
(704)875-9092

QUALITY CONTROL - RADIOCHEMISTRY

Project: Plant Hammond Pooled Upgra-RAD
Pace Project No.: 92713558

QC Batch: 649569
QC Batch Method: EPA 9315
Analysis Method: EPA 9315
Analysis Description: 9315 Total Radium
Laboratory: Pace Analytical Services - Greensburg
Associated Lab Samples: 92713558001, 92713558002, 92713558003, 92713558004, 92713558005, 92713558006, 92713558007, 92713558008

METHOD BLANK: 3165288 Matrix: Water
Associated Lab Samples: 92713558001, 92713558002, 92713558003, 92713558004, 92713558005, 92713558006, 92713558007, 92713558008

Parameter	Act ± Unc (MDC) Carr Trac	Units	Analyzed	Qualifiers
Radium-226	0.0147 ± 0.129 (0.325) C:96% T:NA	pCi/L	02/28/24 07:38	

Results presented on this page are in the units indicated by the "Units" column except where an alternate unit is presented to the right of the result.

REPORT OF LABORATORY ANALYSIS

This report shall not be reproduced, except in full,
without the written consent of Pace Analytical Services, LLC.

Pace Analytical Services, LLC
9800 Kincey Ave. Suite 100
Huntersville, NC 28078
(704)875-9092

QUALIFIERS

Project: Plant Hammond Pooled Upgra-RAD
Pace Project No.: 92713558

DEFINITIONS

DF - Dilution Factor, if reported, represents the factor applied to the reported data due to dilution of the sample aliquot.

ND - Not Detected at or above adjusted reporting limit.

TNTC - Too Numerous To Count

J - Estimated concentration above the adjusted method detection limit and below the adjusted reporting limit.

MDL - Adjusted Method Detection Limit.

PQL - Practical Quantitation Limit.

RL - Reporting Limit - The lowest concentration value that meets project requirements for quantitative data with known precision and bias for a specific analyte in a specific matrix.

S - Surrogate

1,2-Diphenylhydrazine decomposes to and cannot be separated from Azobenzene using Method 8270. The result for each analyte is a combined concentration.

Consistent with EPA guidelines, unrounded data are displayed and have been used to calculate % recovery and RPD values.

LCS(D) - Laboratory Control Sample (Duplicate)

MS(D) - Matrix Spike (Duplicate)

DUP - Sample Duplicate

RPD - Relative Percent Difference

NC - Not Calculable.

SG - Silica Gel - Clean-Up

U - Indicates the compound was analyzed for, but not detected.

Acid preservation may not be appropriate for 2 Chloroethylvinyl ether.

A separate vial preserved to a pH of 4-5 is recommended in SW846 Chapter 4 for the analysis of Acrolein and Acrylonitrile by EPA Method 8260.

N-Nitrosodiphenylamine decomposes and cannot be separated from Diphenylamine using Method 8270. The result reported for each analyte is a combined concentration.

Reported results are not rounded until the final step prior to reporting. Therefore, calculated parameters that are typically reported as "Total" may vary slightly from the sum of the reported component parameters.

Act - Activity

Unc - Uncertainty: SDWA = 1.96 sigma count uncertainty, all other matrices = Expanded Uncertainty (95% confidence interval). Gamma Spec = Expanded Uncertainty (95.4% Confidence Interval)

(MDC) - Minimum Detectable Concentration

Trac - Tracer Recovery (%)

Carr - Carrier Recovery (%)

Pace Analytical is TNI accredited. Contact your Pace PM for the current list of accredited analytes.

TNI - The NELAC Institute.

This report shall not be reproduced, except in full,
without the written consent of Pace Analytical Services, LLC.

Pace Analytical Services, LLC
9800 Kincey Ave. Suite 100
Huntersville, NC 28078
(704)875-9092

QUALITY CONTROL DATA CROSS REFERENCE TABLE

Project: Plant Hammond Pooled Upgra-RAD
Pace Project No.: 92713558

Lab ID	Sample ID	QC Batch Method	QC Batch	Analytical Method	Analytical Batch
92713558001	**HAM-HGWA-1**	EPA 9315	649569		
92713558002	**HAM-HGWA-2**	EPA 9315	649569		
92713558003	**HAM-HGWA-3**	EPA 9315	649569		
92713558004	**HAM-HGWA-43D**	EPA 9315	649569		
92713558005	**HAM-HGWA-44D**	EPA 9315	649569		
92713558006	**HAM-UGRD-FD-01**	EPA 9315	649569		
92713558007	**HAM-UGRD-EB-01**	EPA 9315	649569		
92713558008	**HAM-UGRD-FB-01**	EPA 9315	649569		
92713558001	**HAM-HGWA-1**	EPA 9320	650440		
92713558002	**HAM-HGWA-2**	EPA 9320	650440		
92713558003	**HAM-HGWA-3**	EPA 9320	650440		
92713558004	**HAM-HGWA-43D**	EPA 9320	650440		
92713558005	**HAM-HGWA-44D**	EPA 9320	650440		
92713558006	**HAM-UGRD-FD-01**	EPA 9320	650440		
92713558007	**HAM-UGRD-EB-01**	EPA 9320	650440		
92713558008	**HAM-UGRD-FB-01**	EPA 9320	650440		
92713558001	**HAM-HGWA-1**	Total Radium Calculation	653389		
92713558002	**HAM-HGWA-2**	Total Radium Calculation	653389		
92713558003	**HAM-HGWA-3**	Total Radium Calculation	653389		
92713558004	**HAM-HGWA-43D**	Total Radium Calculation	653389		
92713558005	**HAM-HGWA-44D**	Total Radium Calculation	653389		
92713558006	**HAM-UGRD-FD-01**	Total Radium Calculation	653389		
92713558007	**HAM-UGRD-EB-01**	Total Radium Calculation	653389		
92713558008	**HAM-UGRD-FB-01**	Total Radium Calculation	653389		

This report shall not be reproduced, except in full,
without the written consent of Pace Analytical Services, LLC.

Pace	DC#_Title: ENV-FRM-HUN1-0083 v03_Sample Condition Upon Receipt
	Effective Date: 12/01/2023

atory receiving samples:

eville ☐ **Eden** ☐ **Greenwood** ☐ **Huntersville** ☐ **Raleigh** ☐ **Mechanicsville** ☐ **Atlanta** ☑ **Kernersville** ☐

mple Condition pon Receipt

Client Name: Ga Power

Project #: WO# : 92713558

92713558

er: ☐ Fed Ex ☐ UPS ☐ USPS ☐ Client

ommercial ☑ Pace ☐ Other:____

dy Seal Present? ☑ Yes ☐ No **Seals Intact?** ☑ Yes ☐ No ☐ N/A

Date/Initials Person Examining Contents: 7/14/24

ng Material: ☑ Bubble Wrap ☐ Bubble Bags ☐ None ☐ Other

Biological Tissue Frozen? ☐ Yes ☐ No ☑ N/A

nometer: ☑ IR Gun ID: 730

Type of Ice: ☑ Wet ☐ Blue ☐ None

er Temp: 33

Correction Factor: Add/Subtract (°C) +0.1

Temp should be above freezing to 6°C

☐ Samples out of temp criteria. Samples on ice, cooling proce has begun

er Temp Corrected (°C): 3.4

A Regulated Soil (☐ N/A, water sample)

id samples originate in a quarantine zone within the United States: CA, NY, or SC heck maps)? ☐ Yes ☐ No

Did samples originate from a foreign source (internationally, including Hawaii and Puerto Rico)? ☐ Yes ☐ No

				Comments/Discrepancy:
Chain of Custody Present?	☑ Yes	☐ No	☐ N/A	1.
Samples Arrived within Hold Time?	☑ Yes	☐ No	☐ N/A	2.
Short Hold Time Analysis (<72 hr.)?	☐ Yes	☑ No	☐ N/A	3.
Rush Turn Around Time Requested?	☐ Yes	☑ No	☐ N/A	4.
Sufficient Volume?	☑ Yes	☐ No	☐ N/A	5.
Correct Containers Used?	☑ Yes	☐ No	☐ N/A	6.
-Pace Containers Used?	☑ Yes	☐ No	☐ N/A	
Containers Intact?	☑ Yes	☐ No	☐ N/A	7.
Dissolved analysis: Samples Field Filtered?	☐ Yes	☐ No	☑ N/A	8.
Sample Labels Match COC?	☑ Yes	☐ No	☐ N/A	9.
-Includes Date/Time/ID/Analysis Matrix: Ind				
Headspace in VOA Vials (>5-6mm)?	☐ Yes	☐ No	☑ N/A	10.
Trip Blank Present?	☐ Yes	☐ No	☑ N/A	11.
Trip Blank Custody Seals Present?	☐ Yes	☐ No	☐ N/A	

MENTS/SAMPLE DISCREPANCY

Field Data Required? ☐ Yes ☐ No

Lot ID of split containers:

T NOTIFICATION/RESOLUTION

son contacted: _____ Date/Time: _____

Project Manager SCURF Review: _____ **Date:** _____

Project Manager SRF Review: _____ **Date:** _____

Pace
DC#_Title: ENV-FRM-HUN1-0083 v03_Sample Condition Upon Receipt
Effective Date: 12/01/2023

eck mark top half of box if pH and/or dechlorination is verified and
:hin the acceptance range for preservation samples.
ptions: VOA, Coliform, TOC, Oil and Grease, DRO/8015 (water) DOC, LLHg

ottom half of box is to list number of bottles
Check all unpreserved Nitrates for chlorine

Project # **WO#: 92713558**
PM: BV Due Date: 03/07/24
CLIENT: 92- GP-HAM

BP4U-125 mL Plastic Unpreserved (N/A) (Cl-)	BP3U-250 mL Plastic Unpreserved (N/A)	BP2U-500 mL Plastic Unpreserved (N/A)	BP1U-1 liter Plastic Unpreserved (N/A)	BP4S-125 mL Plastic H2SO4 (pH < 2) (Cl-)	BP3N-250 mL plastic HNO3 (pH < 2)	BP4Z-125 mL Plastic ZN Acetate & NaOH (>9)	BP4B-125 mL Plastic NaOH (pH > 12) (Cl-)	WGFU-Wide-mouthed Glass jar Unpreserved	AG1U-1 liter Amber Unpreserved (N/A) (Cl-)	AG1H-1 liter Amber HCl (pH < 2)	AG3U-250 mL Amber Unpreserved (N/A) (Cl-)	AG1S-1 liter Amber H2SO4 (pH < 2)	AG3S-250 mL Amber H2SO4 (pH < 2)	DG94-40 mL Amber NH4Cl (N/A)(Cl-)	DG9H-40 mL VOA HCl (N/A)	VG9T-40 mL VOA Na2S2O3 (N/A)	VG9U-40 mL VOA Unpreserved (N/A)	DG9V-40 mL VOA H3PO4 (N/A)	KP7U-50 mL Plastic Unpreserved (N/A)	V/GK (3 vials per kit)-VPH/Gas kit (N/A)	SP5T-125 mL Sterile Plastic (N/A – lab)	SP2T-250 mL Sterile Plastic (N/A – lab)	BP1N	BP3R-250 mL Plastic (NH2)2SO4 (9.3-9.7)	AG0U-100 mL Amber Unpreserved (N/A) (Cl-)	VSGU-20 mL Scintillation vials (N/A)	DG9U-40 mL Amber Unpreserved vials (N/A)
	2	1			1	1																	2				
	2	1			1	1																	2				
	2	1			1	1																	2				
	2	1			1	1																	2				
	2	1			1	1																	2				
	2	1			1	1																	2				
	1	1			1																		2				
	1	1			1																		2				

pH Adjustment Log for Preserved Samples

ample ID	Type of Preservative	pH upon receipt	Date preservation adjusted	Time preservation adjusted	Amount of Preservative added	Lot #

:e: Whenever there is a discrepancy affecting North Carolina compliance samples, a copy of this form will be sent to the North Carolina DENR Certification Office (i.e.
: of hold, incorrect preservative, out of temp, incorrect containers.

Pace Analytical
www.pacelabs.com

The Chain-of-Custody is a LEGAL DOCUMENT. All relevant fields must be completed accurately.

Page: 1 of 1

Section A Required Client Information:		Section B Required Project Information:		Section C Invoice Information:	
Company:	GA Power	Report To:	SCS Contacts	Attention:	Southern Co.
Address:	Atlanta, GA	Copy To:	Geosyntec Contacts	Company Name:	
				Address:	
Email To:	SCS Contacts	Purchase Order No.:		Pace Quote Reference:	
Phone:	Fax:	Project Name:	Plant Hammond Pooled Upgradient	Pace Project Manager:	Bonnie Vang
Requested Due Date/TAT:	10 Day	Project Number:		Pace Profile #:	10839

REGULATORY AGENCY

☐ NPDES ☐ GROUND WATER ☐ DRINKING WATER
☐ UST ☐ RCRA ☑ OTHER CCR

Site Location STATE: GA

Section D Required Client Information

Valid Matrix Codes

MATRIX	CODE
DRINKING WATER	DW
WATER	WT
WASTE WATER	WW
PRODUCT	P
SOIL/SOLID	SL
OIL	OL
WIPE	WP
AIR	AR
OTHER	OT
TISSUE	TS

SAMPLE ID (A-Z, 0-9 / ,-) Sample IDs MUST BE UNIQUE

Requested Analysis Filtered (Y/N)

ITEM #	SAMPLE ID	MATRIX CODE (see valid codes to left)	SAMPLE TYPE (G=GRAB C=COMP)	COLLECTED COMPOSITE DATE	COLLECTED COMPOSITE TIME	COLLECTED COMPOSITE DATE	COLLECTED COMPOSITE TIME	SAMPLE TEMP AT COLLECTION	# OF CONTAINERS	Unpreserved	H_2SO_4	HNO_3	HCl	NaOH	$Na_2S_2O_3$	Methanol	Other	Analysis Test (Y/N)	Chloride, Fluoride, Sulfate (N)	Full App. III and IV metals (N)	RAD 226/228 (N)	TDS (N)	Major Ions (Profile 10839-2)	Residual Chlorine (Y/N)	Pace Project No./ Lab I.D. 92713558
1	HAM-HGWA-1	WG	G	2/13/24	1838			15	7	3		3					1		X	X	X	X	X	N	001
2	HAM-HGWA-2	WG	G	2/13/24	1530	TK 2/13/24		17	7	3		3					1		X	X	X	X	X	N	002
3	HAM-HGWA-3	WG	G	2/13/24	1358			17	7	3		3					1		X	X	X	X	X	N	003
4	HAM-HGWA-43D	WG	G	02/13/24	1109			18	7	3		3					1		X	X	X	X	X	N	004
5	HAM-HGWA-44D	WG	G	2/13/24	1151			16	7	3		3					1		X	X	X	X	X	N	005
6	HAM-UGRD-FD-01	WG	G	2/13/24	0000			16	7	3		3					1		X	X	X	X	X	N	006
7	HAM-UGRD-EB-01	WG	G	2/13/24	1305			16	5 ~~7~~	~~3~~ 2		3					~~1~~		X	X	X	X	X	N	007
8	HAM-UGRD-FB-01	WG	G	2/13/24	1310			16	5 ~~7~~	~~3~~ 2		3					~~1~~		X	X	X	X	X	N	008
9						TK 2/13/24																			Last Sample
10																									
11																									
12																									

ADDITIONAL COMMENTS	RELINQUISHED BY / AFFILIATION	DATE	TIME	ACCEPTED BY / AFFILIATION	DATE	TIME	SAMPLE CONDITIONS
Task Code: HAM-CCR-ASSMT-2024S1	Anthony Grant / Geosyntec	2-14-2024	1230	Ryan Williams / Pace	2/14/2024	1230	
	Ryan Williams / Pace	2/14/2024	1450	[signature]	2/14	1450	

SAMPLER NAME AND SIGNATURE

PRINT Name of SAMPLER: [illegible], [illegible], J. Newsome / Geosyntec Consultants, In

SIGNATURE of SAMPLER: [signature] DATE Signed (MM/DD/YY):

Temp in °C | Received on Ice (Y/N) | Custody Sealed Cooler (Y/N) | Samples Intact (Y/N)

Quality Control Sample Performance Assessment

Pace Analytical™ www.pacelabs.com

Test:	Ra-228
Analyst:	JJS1
Date:	2/27/2024
Worklist:	77792
Matrix:	WT

Analyst Must Manually Enter All Fields Highlighted in Yellow.

Method Blank Assessment	
MB Sample ID	3169529
MB concentration:	0.017
M/B 2 Sigma CSU:	0.309
MB MDC:	0.718
MB Numerical Performance Indicator:	0.11
MB Status vs Numerical Indicator:	Pass
MB Status vs. MDC:	Pass

Laboratory Control Sample Assessment	LCSD (Y or N)?	Y
	LCS77792	LCSD77792
Count Date:	3/5/2024	3/5/2024
Spike I.D.:	23-043	23-043
Decay Corrected Spike Concentration (pCi/mL):	37.615	37.615
Volume Used (mL):	0.10	0.10
Aliquot Volume (L, g, F):	0.815	0.816
Target Conc. (pCi/L, g, F):	4.615	4.611
Uncertainty (Calculated):	0.226	0.226
Result (pCi/L, g, F):	4.279	3.981
LCS/LCSD 2 Sigma CSU (pCi/L, g, F):	1.004	0.939
Numerical Performance Indicator:	-0.64	-1.28
Percent Recovery:	92.71%	86.33%
Status vs Numerical Indicator:	N/A	N/A
Status vs Recovery:	Pass	Pass
Upper % Recovery Limits:	135%	135%
Lower % Recovery Limits:	60%	60%

Sample Matrix Spike Control Assessment	MS/MSD 1	MS/MSD 2
Sample Collection Date:		
Sample I.D.		
Sample MS I.D.		
Sample MSD I.D.		
Spike I.D.:		
MS/MSD Decay Corrected Spike Concentration (pCi/mL):		
Spike Volume Used in MS (mL):		
Spike Volume Used in MSD (mL):		
MS Aliquot (L, g, F):		
MS Target Conc.(pCi/L, g, F):		
MSD Aliquot (L, g, F):		
MSD Target Conc. (pCi/L, g, F):		
MS Spike Uncertainty (calculated):		
MSD Spike Uncertainty (calculated):		
Sample Result:		
Sample Result 2 Sigma CSU (pCi/L, g, F):		
Sample Matrix Spike Result:		
Matrix Spike Result 2 Sigma CSU (pCi/L, g, F):		
Sample Matrix Spike Duplicate Result:		
Matrix Spike Duplicate Result 2 Sigma CSU (pCi/L, g, F):		
MS Numerical Performance Indicator:		
MSD Numerical Performance Indicator:		
MS Percent Recovery:		
MSD Percent Recovery:		
MS Status vs Numerical Indicator:		
MSD Status vs Numerical Indicator:		
MS Status vs Recovery:		
MSD Status vs Recovery:		
MS/MSD Upper % Recovery Limits:		
MS/MSD Lower % Recovery Limits:		

Duplicate Sample Assessment		
Sample I.D.:	LCS77792	Enter Duplicate sample IDs if other than LCS/LCSD in the space below.
Duplicate Sample I.D.	LCSD77792	
Sample Result (pCi/L, g, F):	4.279	
Sample Result 2 Sigma CSU (pCi/L, g, F):	1.004	
Sample Duplicate Result (pCi/L, g, F):	3.981	
Sample Duplicate Result 2 Sigma CSU (pCi/L, g, F):	0.939	
Are sample and/or duplicate results below RL?	NO	
Duplicate Numerical Performance Indicator:	0.425	
(Based on the LCS/LCSD Percent Recoveries) Duplicate RPD:	7.13%	
Duplicate Status vs Numerical Indicator:	Pass	
Duplicate Status vs RPD:	Pass	
% RPD Limit:	36%	

Matrix Spike/Matrix Spike Duplicate Sample Assessment		
Sample I.D.		
Sample MS I.D.		
Sample MSD I.D.		
Sample Matrix Spike Result:		
Matrix Spike Result 2 Sigma CSU (pCi/L, g, F):		
Sample Matrix Spike Duplicate Result:		
Matrix Spike Duplicate Result 2 Sigma CSU (pCi/L, g, F):		
Duplicate Numerical Performance Indicator:		
(Based on the Percent Recoveries) MS/ MSD Duplicate RPD:		
MS/ MSD Duplicate Status vs Numerical Indicator:		
MS/ MSD Duplicate Status vs RPD:		
% RPD Limit:		

Evaluation of duplicate precision is not applicable if either the sample or duplicate results are below the MDC.

Comments:

VAL
3/6/24

VAM 3/7/24

Quality Control Sample Performance Assessment

Pace Analytical™
www.pacelabs.com

Test:	Ra-226
Analyst:	SLC
Date:	2/22/2024
Worklist:	77730
Matrix:	WT

Analyst Must Manually Enter All Fields Highlighted in Yellow.

Method Blank Assessment	
MB Sample ID	3165288
MB concentration:	0.015
M/B 2 Sigma CSU:	0.129
MB MDC:	0.325
MB Numerical Performance Indicator:	0.22
MB Status vs Numerical Indicator:	Pass
MB Status vs. MDC:	N/A

Laboratory Control Sample Assessment	LCSD (Y or N)?	Y
	LCS77730	LCSD77730
Count Date:	2/28/2024	2/28/2024
Spike I.D.:	23-014	23-014
Decay Corrected Spike Concentration (pCi/mL):	25.026	25.026
Volume Used (mL):	0.10	0.10
Aliquot Volume (L, g, F):	0.501	0.502
Target Conc. (pCi/L, g, F):	4.999	4.984
Uncertainty (Calculated):	0.235	0.234
Result (pCi/L, g, F):	5.396	4.938
LCS/LCSD 2 Sigma CSU (pCi/L, g, F):	0.973	0.894
Numerical Performance Indicator:	0.78	-0.10
Percent Recovery:	107.93%	99.07%
Status vs Numerical Indicator:	Pass	Pass
Status vs Recovery:	N/A	N/A
Upper % Recovery Limits:	125%	125%
Lower % Recovery Limits:	75%	75%

Sample Matrix Spike Control Assessment	MS/MSD 1	MS/MSD 2
Sample Collection Date:		
Sample I.D.		
Sample MS I.D.		
Sample MSD I.D.		
Spike I.D.:		
MS/MSD Decay Corrected Spike Concentration (pCi/mL):		
Spike Volume Used in MS (mL):		
Spike Volume Used in MSD (mL):		
MS Aliquot (L, g, F):		
MS Target Conc.(pCi/L, g, F):		
MSD Aliquot (L, g, F):		
MSD Target Conc. (pCi/L, g, F):		
MS Spike Uncertainty (calculated):		
MSD Spike Uncertainty (calculated):		
Sample Result:		
Sample Result 2 Sigma CSU (pCi/L, g, F):		
Sample Matrix Spike Result:		
Matrix Spike Result 2 Sigma CSU (pCi/L, g, F):		
Sample Matrix Spike Duplicate Result:		
Matrix Spike Duplicate Result 2 Sigma CSU (pCi/L, g, F):		
MS Numerical Performance Indicator:		
MSD Numerical Performance Indicator:		
MS Percent Recovery:		
MSD Percent Recovery:		
MS Status vs Numerical Indicator:		
MSD Status vs Numerical Indicator:		
MS Status vs Recovery:		
MSD Status vs Recovery:		
MS/MSD Upper % Recovery Limits:		
MS/MSD Lower % Recovery Limits:		

Duplicate Sample Assessment		
Sample I.D.:	LCS77730	92713558008
Duplicate Sample I.D.	LCSD77730	92713558008DUP
Sample Result (pCi/L, g, F):	5.396	-0.015
Sample Result 2 Sigma CSU (pCi/L, g, F):	0.973	0.100
Sample Duplicate Result (pCi/L, g, F):	4.938	-0.027
Sample Duplicate Result 2 Sigma CSU (pCi/L, g, F):	0.894	0.090
Are sample and/or duplicate results below RL?	NO	See Below ##
Duplicate Numerical Performance Indicator:	0.679	0.180
(Based on the LCS/LCSD Percent Recoveries) Duplicate RPD:	8.56%	-59.07%
Duplicate Status vs Numerical Indicator:	Pass	Pass
Duplicate Status vs RPD:	N/A	N/A
% RPD Limit:	25%	25%

Matrix Spike/Matrix Spike Duplicate Sample Assessment		
Sample I.D.		
Sample MS I.D.		
Sample MSD I.D.		
Sample Matrix Spike Result:		
Matrix Spike Result 2 Sigma CSU (pCi/L, g, F):		
Sample Matrix Spike Duplicate Result:		
Matrix Spike Duplicate Result 2 Sigma CSU (pCi/L, g, F):		
Duplicate Numerical Performance Indicator:		
(Based on the Percent Recoveries) MS/ MSD Duplicate RPD:		
MS/ MSD Duplicate Status vs Numerical Indicator:		
MS/ MSD Duplicate Status vs RPD:		
% RPD Limit:		

Evaluation of duplicate precision is not applicable if either the sample or duplicate results are below the MDC.

Comments:

LAM 3/5/24

C-T 3-5-24

Pace Analytical Services, LLC
9800 Kincey Ave. Suite 100
Huntersville, NC 28078
(704)875-9092

May 08, 2024

Kristen Jurinko
Southern Company
241 Ralph McGill Blvd NE
Bin 10160
Atlanta, GA 30308

RE: Project: Plant Hammond AP-1
Pace Project No.: 92714158

Dear Kristen Jurinko:

Enclosed are the analytical results for sample(s) received by the laboratory between February 16, 2024 and February 19, 2024. The results relate only to the samples included in this report. Results reported herein conform to the applicable TNI/NELAC Standards and the laboratory's Quality Manual, where applicable, unless otherwise noted in the body of the report.

The test results provided in this final report were generated by each of the following laboratories within the Pace Network:

- Pace Analytical Services - Asheville
- Pace Analytical Services - Peachtree Corners, GA

Revision 1: Arsenic RDL limit was updated to report 0.005 mg/L.

If you have any questions concerning this report, please feel free to contact me.

Sincerely,

Bonnie Vang
bonnie.vang@pacelabs.com
704-977-0968
Project Manager

Enclosures

cc: Kip Gray, Geosyntec
Christine Hug, Geosyntec Consultants, Inc.
Thomas Kessler, Geosyntec Consultants
Whitney Law, Geosyntec Consultants
Laura Midkiff, Southern Company
Caroline Nelson, Geosyntec Consultants, Inc
Anthony Szwast, Geosyntec Consultants

This report shall not be reproduced, except in full,
without the written consent of Pace Analytical Services, LLC.

Pace Analytical Services, LLC
9800 Kincey Ave. Suite 100
Huntersville, NC 28078
(704)875-9092

CERTIFICATIONS

Project: Plant Hammond AP-1
Pace Project No.: 92714158

Pace Analytical Services Asheville
2225 Riverside Drive, Asheville, NC 28804
Florida/NELAP Certification #: E87648
North Carolina Drinking Water Certification #: 37712
North Carolina Wastewater Certification #: 40
South Carolina Laboratory ID: 99030
South Carolina Certification #: 99030001
Virginia/VELAP Certification #: 460222

Pace Analytical Services Peachtree Corners
110 Technology Pkwy, Peachtree Corners, GA 30092
Florida DOH Certification #: E87315
Georgia DW Inorganics Certification #: 812
North Carolina Certification #: 381
South Carolina Certification #: 98011001
Virginia Certification #: 460204

This report shall not be reproduced, except in full,
without the written consent of Pace Analytical Services, LLC.

Pace Analytical Services, LLC
9800 Kincey Ave. Suite 100
Huntersville, NC 28078
(704)875-9092

SAMPLE SUMMARY

Project: Plant Hammond AP-1
Pace Project No.: 92714158

Lab ID	Sample ID	Matrix	Date Collected	Date Received
92714158001	**HAM-HGWC-7**	Water	02/14/24 13:35	02/16/24 16:00
92714158002	**HAM-HGWC-8**	Water	02/14/24 18:13	02/16/24 16:00
92714158003	**HAM-MW-6**	Water	02/14/24 17:30	02/16/24 16:00
92714158004	**HAM-MW-7**	Water	02/14/24 15:44	02/16/24 16:00
92714158005	**HAM-MW-20**	Water	02/14/24 16:10	02/16/24 16:00
92714158006	**HAM-MW-28D**	Water	02/14/24 15:33	02/16/24 16:00
92714158007	**HAM-MW-29**	Water	02/14/24 14:25	02/16/24 16:00
92714158008	**HAM-AP1-EB-01**	Water	02/14/24 17:00	02/16/24 16:00
92714158009	**HAM-AP1-FB-01**	Water	02/14/24 16:55	02/16/24 16:00
92714158010	**HAM-AP1-FD-01**	Water	02/14/24 00:00	02/16/24 16:00
92714158011	**HAM-HGWC-09**	Water	02/15/24 16:44	02/16/24 16:00
92714158012	**HAM-HGWC-10**	Water	02/15/24 14:57	02/16/24 16:00
92714158013	**HAM-HGWC-11**	Water	02/15/24 10:06	02/16/24 16:00
92714158014	**HAM-HGWC-12**	Water	02/15/24 11:35	02/16/24 16:00
92714158015	**HAM-MW-5**	Water	02/15/24 10:00	02/16/24 16:00
92714158016	**HAM-MW-19**	Water	02/15/24 16:22	02/16/24 16:00
92714158017	**HAM-MW-24D**	Water	02/15/24 16:12	02/16/24 16:00
92714158018	**HAM-MW-25D**	Water	02/15/24 14:25	02/16/24 16:00
92714158019	**HAM-MW-26D**	Water	02/15/24 11:38	02/16/24 16:00
92714158020	**HAM-AP1-FD-02**	Water	02/15/24 00:00	02/16/24 16:00
92714158021	**HAM-AP1-EB-02**	Water	02/15/24 12:35	02/16/24 16:00
92714158022	**HAM-AP1-FB-02**	Water	02/15/24 12:25	02/16/24 16:00
92714158023	**HAM-HGWC-13**	Water	02/16/24 13:35	02/19/24 13:25
92714158024	**HAM-MW-27D**	Water	02/16/24 18:26	02/19/24 13:25

This report shall not be reproduced, except in full,
without the written consent of Pace Analytical Services, LLC.

Pace Analytical Services, LLC
9800 Kincey Ave. Suite 100
Huntersville, NC 28078
(704)875-9092

SAMPLE ANALYTE COUNT

Project: Plant Hammond AP-1
Pace Project No.: 92714158

Lab ID	Sample ID	Method	Analysts	Analytes Reported
92714158001	**HAM-HGWC-7**	EPA 6010D	DRB	6
		EPA 6020B	CW1	13
		EPA 7470A	VB	1
		SM 2540C-2015	DL1	1
		SM 2320B-2011	YEG	3
		SM 4500-S2D-2011	JP1	1
		EPA 300.0 Rev 2.1 1993	CDC	3
92714158002	**HAM-HGWC-8**	EPA 6010D	DRB	6
		EPA 6020B	CW1	13
		EPA 7470A	VB	1
		SM 2540C-2015	DL1	1
		SM 2320B-2011	SMS	3
		SM 4500-S2D-2011	JP1	1
		EPA 300.0 Rev 2.1 1993	CDC	3
92714158003	**HAM-MW-6**	EPA 6010D	DRB	6
		EPA 6020B	CW1	13
		EPA 7470A	VB	1
		SM 2540C-2015	DL1	1
		SM 2320B-2011	SMS	3
		SM 4500-S2D-2011	JP1	1
		EPA 300.0 Rev 2.1 1993	CDC	3
92714158004	**HAM-MW-7**	EPA 6010D	DRB	6
		EPA 6020B	CW1	13
		EPA 7470A	VB	1
		SM 2540C-2015	DL1	1
		SM 2320B-2011	SMS	3
		SM 4500-S2D-2011	JP1	1
		EPA 300.0 Rev 2.1 1993	CDC	3
92714158005	**HAM-MW-20**	EPA 6010D	DRB	6
		EPA 6020B	CW1	13
		EPA 7470A	VB	1
		SM 2540C-2015	DL1	1
		SM 2320B-2011	SMS	3
		SM 4500-S2D-2011	JP1	1
		EPA 300.0 Rev 2.1 1993	CDC	3
92714158006	**HAM-MW-28D**	EPA 6010D	DRB	6
		EPA 6020B	CW1	13

REPORT OF LABORATORY ANALYSIS

This report shall not be reproduced, except in full,
without the written consent of Pace Analytical Services, LLC.

Pace Analytical Services, LLC
9800 Kincey Ave. Suite 100
Huntersville, NC 28078
(704)875-9092

SAMPLE ANALYTE COUNT

Project: Plant Hammond AP-1
Pace Project No.: 92714158

Lab ID	Sample ID	Method	Analysts	Analytes Reported
		EPA 7470A	VB	1
		SM 2540C-2015	DL1	1
		SM 2320B-2011	SMS	3
		SM 4500-S2D-2011	JP1	1
		EPA 300.0 Rev 2.1 1993	CDC	3
92714158007	**HAM-MW-29**	EPA 6010D	DRB	6
		EPA 6020B	CW1	13
		EPA 7470A	VB	1
		SM 2540C-2015	DL1	1
		SM 2320B-2011	SMS	3
		SM 4500-S2D-2011	JP1	1
		EPA 300.0 Rev 2.1 1993	CDC	3
92714158008	**HAM-AP1-EB-01**	EPA 6010D	DRB	1
		EPA 6020B	CW1	13
		EPA 7470A	VB	1
		SM 2540C-2015	DL1	1
		EPA 300.0 Rev 2.1 1993	CDC	3
92714158009	**HAM-AP1-FB-01**	EPA 6010D	DRB	1
		EPA 6020B	CW1	13
		EPA 7470A	VB	1
		SM 2540C-2015	DL1	1
		EPA 300.0 Rev 2.1 1993	CDC	3
92714158010	**HAM-AP1-FD-01**	EPA 6010D	DRB	6
		EPA 6020B	CW1	13
		EPA 7470A	VB	1
		SM 2540C-2015	DL1	1
		SM 2320B-2011	SMS	3
		SM 4500-S2D-2011	JP1	1
		EPA 300.0 Rev 2.1 1993	CDC	3
92714158011	**HAM-HGWC-09**	EPA 6010D	DRB	6
		EPA 6020B	CW1	13
		EPA 7470A	VB	1
		SM 2540C-2015	DL1	1
		SM 2320B-2011	SMS	3
		SM 4500-S2D-2011	JP1	1
		EPA 300.0 Rev 2.1 1993	CDC	3
92714158012	**HAM-HGWC-10**	EPA 6010D	DRB	6

REPORT OF LABORATORY ANALYSIS

This report shall not be reproduced, except in full,
without the written consent of Pace Analytical Services, LLC.

Pace Analytical Services, LLC
9800 Kincey Ave. Suite 100
Huntersville, NC 28078
(704)875-9092

SAMPLE ANALYTE COUNT

Project: Plant Hammond AP-1
Pace Project No.: 92714158

Lab ID	Sample ID	Method	Analysts	Analytes Reported
		EPA 6020B	CW1	13
		EPA 7470A	VB	1
		SM 2540C-2015	DL1	1
		SM 2320B-2011	SMS	3
		SM 4500-S2D-2011	JP1	1
		EPA 300.0 Rev 2.1 1993	CDC	3
92714158013	**HAM-HGWC-11**	EPA 6010D	DRB	6
		EPA 6020B	CW1	13
		EPA 7470A	VB	1
		SM 2540C-2015	DL1	1
		SM 2320B-2011	SMS	3
		SM 4500-S2D-2011	JP1	1
		EPA 300.0 Rev 2.1 1993	CDC	3
92714158014	**HAM-HGWC-12**	EPA 6010D	DRB	6
		EPA 6020B	CW1	13
		EPA 7470A	VB	1
		SM 2540C-2015	DL1	1
		SM 2320B-2011	SMS	3
		SM 4500-S2D-2011	JP1	1
		EPA 300.0 Rev 2.1 1993	CDC	3
92714158015	**HAM-MW-5**	EPA 6010D	DRB	6
		EPA 6020B	CW1	13
		EPA 7470A	VB	1
		SM 2540C-2015	DL1	1
		SM 2320B-2011	SMS	3
		SM 4500-S2D-2011	JP1	1
		EPA 300.0 Rev 2.1 1993	CDC	3
92714158016	**HAM-MW-19**	EPA 6010D	DRB	6
		EPA 6020B	CW1	13
		EPA 7470A	VB	1
		SM 2540C-2015	DL1	1
		SM 2320B-2011	SMS	3
		SM 4500-S2D-2011	JP1	1
		EPA 300.0 Rev 2.1 1993	CDC	3
92714158017	**HAM-MW-24D**	EPA 6010D	DRB	6
		EPA 6020B	CW1	13
		EPA 7470A	VB	1

This report shall not be reproduced, except in full,
without the written consent of Pace Analytical Services, LLC.

Pace Analytical Services, LLC
9800 Kincey Ave. Suite 100
Huntersville, NC 28078
(704)875-9092

SAMPLE ANALYTE COUNT

Project: Plant Hammond AP-1
Pace Project No.: 92714158

Lab ID	Sample ID	Method	Analysts	Analytes Reported
		SM 2540C-2015	DL1	1
		SM 2320B-2011	SMS	3
		SM 4500-S2D-2011	JP1	1
		EPA 300.0 Rev 2.1 1993	CDC	3
92714158018	**HAM-MW-25D**	EPA 6010D	DRB	6
		EPA 6020B	CW1	13
		EPA 7470A	VB	1
		SM 2540C-2015	DL1	1
		SM 2320B-2011	SMS	3
		SM 4500-S2D-2011	JP1	1
		EPA 300.0 Rev 2.1 1993	CDC	3
92714158019	**HAM-MW-26D**	EPA 6010D	DRB	6
		EPA 6020B	CW1	13
		EPA 7470A	VB	1
		SM 2540C-2015	DL1	1
		SM 2320B-2011	SMS	3
		SM 4500-S2D-2011	JP1	1
		EPA 300.0 Rev 2.1 1993	CDC	3
92714158020	**HAM-AP1-FD-02**	EPA 6010D	DRB	6
		EPA 6020B	CW1	13
		EPA 7470A	VB	1
		SM 2540C-2015	DL1	1
		SM 2320B-2011	SMS	3
		SM 4500-S2D-2011	JP1	1
		EPA 300.0 Rev 2.1 1993	CDC	3
92714158021	**HAM-AP1-EB-02**	EPA 6010D	DRB	1
		EPA 6020B	CW1	13
		EPA 7470A	VB	1
		SM 2540C-2015	DL1	1
		EPA 300.0 Rev 2.1 1993	CDC	3
92714158022	**HAM-AP1-FB-02**	EPA 6010D	DRB	1
		EPA 6020B	CW1	13
		EPA 7470A	VB	1
		SM 2540C-2015	DL1	1
		EPA 300.0 Rev 2.1 1993	CDC	3
92714158023	**HAM-HGWC-13**	EPA 6010D	DRB	6
		EPA 6020B	CW1	13

REPORT OF LABORATORY ANALYSIS

This report shall not be reproduced, except in full,
without the written consent of Pace Analytical Services, LLC.

Pace Analytical Services, LLC
9800 Kincey Ave. Suite 100
Huntersville, NC 28078
(704)875-9092

SAMPLE ANALYTE COUNT

Project: Plant Hammond AP-1
Pace Project No.: 92714158

Lab ID	Sample ID	Method	Analysts	Analytes Reported
		EPA 7470A	VB	1
		SM 2540C-2015	DL1	1
		SM 2320B-2011	SMS	3
		SM 4500-S2D-2011	JP1	1
		EPA 300.0 Rev 2.1 1993	CDC	3
92714158024	**HAM-MW-27D**	EPA 6010D	DRB	6
		EPA 6020B	CW1	13
		EPA 7470A	VB	1
		SM 2540C-2015	DL1	1
		SM 2320B-2011	SMS	3
		SM 4500-S2D-2011	JP1	1
		EPA 300.0 Rev 2.1 1993	CDC	3

PASI-A = Pace Analytical Services - Asheville
PASI-GA = Pace Analytical Services - Peachtree Corners, GA

This report shall not be reproduced, except in full,
without the written consent of Pace Analytical Services, LLC.

Pace Analytical Services, LLC
9800 Kincey Ave. Suite 100
Huntersville, NC 28078
(704)875-9092

SUMMARY OF DETECTION

Project: Plant Hammond AP-1
Pace Project No.: 92714158

Lab Sample ID / Method	Client Sample ID / Parameters	Result	Units	Report Limit	Analyzed	Qualifiers
92714158001	**HAM-HGWC-7**					
EPA 6010D	Manganese	0.22	mg/L	0.040	02/26/24 18:52	
EPA 6010D	Potassium	1.9	mg/L	0.50	02/26/24 18:52	
EPA 6010D	Sodium	9.9	mg/L	1.0	02/26/24 18:52	
EPA 6010D	Calcium	109	mg/L	1.0	02/26/24 18:52	
EPA 6010D	Magnesium	9.6	mg/L	0.050	02/26/24 18:52	
EPA 6020B	Barium	0.067	mg/L	0.0050	02/21/24 18:21	
EPA 6020B	Boron	0.98	mg/L	0.040	02/21/24 18:21	
EPA 6020B	Cobalt	0.00084J	mg/L	0.0050	02/21/24 18:21	
EPA 6020B	Lithium	0.0016J	mg/L	0.030	02/21/24 18:21	
EPA 6020B	Molybdenum	0.028	mg/L	0.010	02/21/24 18:21	
SM 2540C-2015	Total Dissolved Solids	440	mg/L	25.0	02/19/24 17:45	
SM 2320B-2011	Alkalinity,Bicarbonate (CaCO3)	193	mg/L	5.0	02/20/24 19:09	
SM 2320B-2011	Alkalinity, Total as CaCO3	193	mg/L	5.0	02/20/24 19:09	
EPA 300.0 Rev 2.1 1993	Chloride	35.8	mg/L	1.0	02/20/24 04:19	
EPA 300.0 Rev 2.1 1993	Fluoride	0.081J	mg/L	0.10	02/20/24 04:19	
EPA 300.0 Rev 2.1 1993	Sulfate	102	mg/L	2.0	02/20/24 16:27	
92714158002	**HAM-HGWC-8**					
EPA 6010D	Manganese	0.30	mg/L	0.040	03/01/24 17:01	
EPA 6010D	Potassium	6.3	mg/L	0.50	03/01/24 17:01	
EPA 6010D	Sodium	8.7	mg/L	1.0	03/01/24 17:01	
EPA 6010D	Calcium	96.2	mg/L	1.0	03/01/24 17:01	
EPA 6010D	Magnesium	13.3	mg/L	0.050	03/01/24 17:01	
EPA 6020B	Barium	0.048	mg/L	0.0050	02/21/24 18:32	
EPA 6020B	Boron	1.6	mg/L	0.040	02/21/24 18:32	
EPA 6020B	Cadmium	0.00025J	mg/L	0.00050	02/21/24 18:32	
EPA 6020B	Cobalt	0.0016J	mg/L	0.0050	02/21/24 18:32	
EPA 6020B	Molybdenum	0.18	mg/L	0.010	02/21/24 18:32	
SM 2540C-2015	Total Dissolved Solids	407	mg/L	25.0	02/19/24 17:46	
SM 2320B-2011	Alkalinity,Bicarbonate (CaCO3)	100	mg/L	5.0	02/21/24 12:20	
SM 2320B-2011	Alkalinity, Total as CaCO3	100	mg/L	5.0	02/21/24 12:20	
EPA 300.0 Rev 2.1 1993	Chloride	32.9	mg/L	1.0	02/20/24 04:34	
EPA 300.0 Rev 2.1 1993	Fluoride	0.30	mg/L	0.10	02/20/24 04:34	
EPA 300.0 Rev 2.1 1993	Sulfate	137	mg/L	3.0	02/20/24 16:42	
92714158003	**HAM-MW-6**					
EPA 6010D	Iron	0.17	mg/L	0.040	03/01/24 17:04	
EPA 6010D	Manganese	0.40	mg/L	0.040	03/01/24 17:04	
EPA 6010D	Potassium	1.3	mg/L	0.50	03/01/24 17:04	
EPA 6010D	Sodium	11.8	mg/L	1.0	03/01/24 17:04	
EPA 6010D	Calcium	174	mg/L	1.0	03/01/24 17:04	
EPA 6010D	Magnesium	13.8	mg/L	0.050	03/01/24 17:04	
EPA 6020B	Barium	0.067	mg/L	0.0050	02/21/24 18:36	
EPA 6020B	Boron	0.65	mg/L	0.040	02/21/24 18:36	
EPA 6020B	Cobalt	0.00035J	mg/L	0.0050	02/21/24 18:36	
EPA 6020B	Molybdenum	0.0025J	mg/L	0.010	02/21/24 18:36	
EPA 6020B	Selenium	0.0013J	mg/L	0.0050	02/21/24 18:36	
SM 2540C-2015	Total Dissolved Solids	633	mg/L	25.0	02/19/24 17:47	

REPORT OF LABORATORY ANALYSIS

This report shall not be reproduced, except in full,
without the written consent of Pace Analytical Services, LLC.

Pace Analytical Services, LLC
9800 Kincey Ave. Suite 100
Huntersville, NC 28078
(704)875-9092

SUMMARY OF DETECTION

Project: Plant Hammond AP-1
Pace Project No.: 92714158

Lab Sample ID / Method	Client Sample ID / Parameters	Result	Units	Report Limit	Analyzed	Qualifiers
92714158003	**HAM-MW-6**					
SM 2320B-2011	Alkalinity,Bicarbonate (CaCO3)	274	mg/L	5.0	02/21/24 14:40	
SM 2320B-2011	Alkalinity, Total as CaCO3	274	mg/L	5.0	02/21/24 14:40	
EPA 300.0 Rev 2.1 1993	Chloride	24.7	mg/L	1.0	02/20/24 04:49	
EPA 300.0 Rev 2.1 1993	Fluoride	0.076J	mg/L	0.10	02/20/24 04:49	
EPA 300.0 Rev 2.1 1993	Sulfate	189	mg/L	4.0	02/20/24 16:57	
92714158004	**HAM-MW-7**					
EPA 6010D	Iron	0.073	mg/L	0.040	03/01/24 17:07	
EPA 6010D	Potassium	0.78	mg/L	0.50	03/01/24 17:07	
EPA 6010D	Sodium	4.6	mg/L	1.0	03/01/24 17:07	
EPA 6010D	Calcium	25.4	mg/L	1.0	03/01/24 17:07	
EPA 6010D	Magnesium	2.9	mg/L	0.050	03/01/24 17:07	
EPA 6020B	Barium	0.042	mg/L	0.0050	02/21/24 18:40	
EPA 6020B	Boron	0.038J	mg/L	0.040	02/21/24 18:40	
SM 2540C-2015	Total Dissolved Solids	113	mg/L	25.0	02/19/24 17:47	
SM 2320B-2011	Alkalinity,Bicarbonate (CaCO3)	55.0	mg/L	5.0	02/21/24 12:38	
SM 2320B-2011	Alkalinity, Total as CaCO3	55.0	mg/L	5.0	02/21/24 12:38	
EPA 300.0 Rev 2.1 1993	Chloride	0.74J	mg/L	1.0	02/20/24 05:05	
EPA 300.0 Rev 2.1 1993	Fluoride	0.053J	mg/L	0.10	02/20/24 05:05	
EPA 300.0 Rev 2.1 1993	Sulfate	24.5	mg/L	1.0	02/20/24 05:05	
92714158005	**HAM-MW-20**					
EPA 6010D	Iron	2.3	mg/L	0.040	03/01/24 17:10	
EPA 6010D	Manganese	0.11	mg/L	0.040	03/01/24 17:10	
EPA 6010D	Potassium	0.28J	mg/L	0.50	03/01/24 17:10	
EPA 6010D	Sodium	11.4	mg/L	1.0	03/01/24 17:10	
EPA 6010D	Calcium	128	mg/L	1.0	03/01/24 17:10	
EPA 6010D	Magnesium	9.4	mg/L	0.050	03/01/24 17:10	
EPA 6020B	Barium	0.095	mg/L	0.0050	02/21/24 18:44	
EPA 6020B	Boron	0.12	mg/L	0.040	02/21/24 18:44	
SM 2540C-2015	Total Dissolved Solids	459	mg/L	25.0	02/19/24 17:47	
SM 2320B-2011	Alkalinity,Bicarbonate (CaCO3)	213	mg/L	5.0	02/21/24 12:45	
SM 2320B-2011	Alkalinity, Total as CaCO3	213	mg/L	5.0	02/21/24 12:45	
EPA 300.0 Rev 2.1 1993	Chloride	30.2	mg/L	1.0	02/20/24 05:20	
EPA 300.0 Rev 2.1 1993	Fluoride	0.060J	mg/L	0.10	02/20/24 05:20	
EPA 300.0 Rev 2.1 1993	Sulfate	104	mg/L	2.0	02/20/24 17:12	
92714158006	**HAM-MW-28D**					
EPA 6010D	Iron	0.044	mg/L	0.040	03/01/24 17:17	
EPA 6010D	Manganese	0.098	mg/L	0.040	03/01/24 17:17	
EPA 6010D	Potassium	1.1	mg/L	0.50	03/01/24 17:17	
EPA 6010D	Sodium	13.3	mg/L	1.0	03/01/24 17:17	
EPA 6010D	Calcium	70.3	mg/L	1.0	03/01/24 17:17	
EPA 6010D	Magnesium	24.1	mg/L	0.050	03/01/24 17:17	
EPA 6020B	Barium	0.61	mg/L	0.0050	02/21/24 18:47	
EPA 6020B	Boron	0.41	mg/L	0.040	02/21/24 18:47	
EPA 6020B	Lithium	0.0078J	mg/L	0.030	02/21/24 18:47	
EPA 6020B	Molybdenum	0.0053J	mg/L	0.010	02/21/24 18:47	
SM 2540C-2015	Total Dissolved Solids	356	mg/L	25.0	02/19/24 17:48	

REPORT OF LABORATORY ANALYSIS

This report shall not be reproduced, except in full,
without the written consent of Pace Analytical Services, LLC.

Pace Analytical Services, LLC
9800 Kincey Ave. Suite 100
Huntersville, NC 28078
(704)875-9092

SUMMARY OF DETECTION

Project: Plant Hammond AP-1
Pace Project No.: 92714158

Lab Sample ID / Method	Client Sample ID / Parameters	Result	Units	Report Limit	Analyzed	Qualifiers
92714158006	**HAM-MW-28D**					
SM 2320B-2011	Alkalinity,Bicarbonate (CaCO3)	211	mg/L	5.0	02/21/24 12:58	
SM 2320B-2011	Alkalinity, Total as CaCO3	211	mg/L	5.0	02/21/24 12:58	
SM 4500-S2D-2011	Sulfide	0.18	mg/L	0.10	02/21/24 03:19	
EPA 300.0 Rev 2.1 1993	Chloride	23.4	mg/L	1.0	02/20/24 05:35	
EPA 300.0 Rev 2.1 1993	Fluoride	0.16	mg/L	0.10	02/20/24 05:35	
EPA 300.0 Rev 2.1 1993	Sulfate	61.6	mg/L	1.0	02/20/24 05:35	
92714158007	**HAM-MW-29**					
EPA 6010D	Iron	0.064	mg/L	0.040	03/01/24 17:20	
EPA 6010D	Manganese	0.89	mg/L	0.040	03/01/24 17:20	
EPA 6010D	Potassium	1.1	mg/L	0.50	03/01/24 17:20	
EPA 6010D	Sodium	11.5	mg/L	1.0	03/01/24 17:20	
EPA 6010D	Calcium	146	mg/L	1.0	03/01/24 17:20	
EPA 6010D	Magnesium	12.4	mg/L	0.050	03/01/24 17:20	
EPA 6020B	Barium	0.065	mg/L	0.0050	02/21/24 18:51	
EPA 6020B	Boron	1.1	mg/L	0.040	02/21/24 18:51	
EPA 6020B	Cadmium	0.00053	mg/L	0.00050	02/21/24 18:51	
EPA 6020B	Cobalt	0.00052J	mg/L	0.0050	02/21/24 18:51	
EPA 6020B	Lithium	0.0021J	mg/L	0.030	02/21/24 18:51	
EPA 6020B	Molybdenum	0.0020J	mg/L	0.010	02/21/24 18:51	
SM 2540C-2015	Total Dissolved Solids	612	mg/L	25.0	02/19/24 17:48	
SM 2320B-2011	Alkalinity,Bicarbonate (CaCO3)	185	mg/L	5.0	02/21/24 13:12	
SM 2320B-2011	Alkalinity, Total as CaCO3	185	mg/L	5.0	02/21/24 13:12	
EPA 300.0 Rev 2.1 1993	Chloride	56.3	mg/L	1.0	02/20/24 06:21	
EPA 300.0 Rev 2.1 1993	Fluoride	0.058J	mg/L	0.10	02/20/24 06:21	
EPA 300.0 Rev 2.1 1993	Sulfate	146	mg/L	3.0	02/20/24 17:27	
92714158008	**HAM-AP1-EB-01**					
EPA 6010D	Calcium	0.26J	mg/L	1.0	02/26/24 19:11	
SM 2540C-2015	Total Dissolved Solids	205	mg/L	25.0	02/19/24 17:48	
92714158010	**HAM-AP1-FD-01**					
EPA 6010D	Iron	0.095	mg/L	0.040	03/01/24 17:23	
EPA 6010D	Manganese	0.87	mg/L	0.040	03/01/24 17:23	
EPA 6010D	Potassium	1.1	mg/L	0.50	03/01/24 17:23	
EPA 6010D	Sodium	11.1	mg/L	1.0	03/01/24 17:23	
EPA 6010D	Calcium	140	mg/L	1.0	03/01/24 17:23	
EPA 6010D	Magnesium	11.9	mg/L	0.050	03/01/24 17:23	
EPA 6020B	Barium	0.062	mg/L	0.0050	02/21/24 19:02	
EPA 6020B	Boron	1.1	mg/L	0.040	02/21/24 19:02	
EPA 6020B	Cadmium	0.00058	mg/L	0.00050	02/21/24 19:02	
EPA 6020B	Cobalt	0.00051J	mg/L	0.0050	02/21/24 19:02	
EPA 6020B	Lithium	0.0020J	mg/L	0.030	02/21/24 19:02	
EPA 6020B	Molybdenum	0.0019J	mg/L	0.010	02/21/24 19:02	
EPA 7470A	Mercury	0.00021	mg/L	0.00020	02/27/24 10:30	
SM 2540C-2015	Total Dissolved Solids	545	mg/L	25.0	02/19/24 17:49	
SM 2320B-2011	Alkalinity,Bicarbonate (CaCO3)	187	mg/L	5.0	02/21/24 13:24	
SM 2320B-2011	Alkalinity, Total as CaCO3	187	mg/L	5.0	02/21/24 13:24	
EPA 300.0 Rev 2.1 1993	Chloride	56.3	mg/L	1.0	02/20/24 07:07	M1

REPORT OF LABORATORY ANALYSIS

This report shall not be reproduced, except in full,
without the written consent of Pace Analytical Services, LLC.

Pace Analytical Services, LLC
9800 Kincey Ave. Suite 100
Huntersville, NC 28078
(704)875-9092

SUMMARY OF DETECTION

Project: Plant Hammond AP-1
Pace Project No.: 92714158

Lab Sample ID / Method	Client Sample ID / Parameters	Result	Units	Report Limit	Analyzed	Qualifiers
92714158010	**HAM-AP1-FD-01**					
EPA 300.0 Rev 2.1 1993	Fluoride	0.057J	mg/L	0.10	02/20/24 07:07	
EPA 300.0 Rev 2.1 1993	Sulfate	146	mg/L	3.0	02/20/24 17:42	M1
92714158011	**HAM-HGWC-09**					
EPA 6010D	Iron	0.096	mg/L	0.040	03/01/24 17:26	
EPA 6010D	Manganese	0.48	mg/L	0.040	03/01/24 17:26	
EPA 6010D	Potassium	3.2	mg/L	0.50	03/01/24 17:26	
EPA 6010D	Sodium	12.8	mg/L	1.0	03/01/24 17:26	
EPA 6010D	Calcium	148	mg/L	1.0	03/01/24 17:26	
EPA 6010D	Magnesium	17.7	mg/L	0.050	03/01/24 17:26	
EPA 6020B	Barium	0.054	mg/L	0.0050	02/21/24 19:06	
EPA 6020B	Boron	2.1	mg/L	0.040	02/21/24 19:06	
EPA 6020B	Cobalt	0.0010J	mg/L	0.0050	02/21/24 19:06	
EPA 6020B	Lithium	0.0031J	mg/L	0.030	02/21/24 19:06	
EPA 6020B	Molybdenum	0.010	mg/L	0.010	02/21/24 19:06	
SM 2540C-2015	Total Dissolved Solids	663	mg/L	25.0	02/20/24 12:58	
SM 2320B-2011	Alkalinity,Bicarbonate (CaCO3)	142	mg/L	5.0	02/21/24 20:42	
SM 2320B-2011	Alkalinity, Total as CaCO3	142	mg/L	5.0	02/21/24 20:42	
EPA 300.0 Rev 2.1 1993	Chloride	83.2	mg/L	1.0	02/20/24 07:53	
EPA 300.0 Rev 2.1 1993	Fluoride	0.087J	mg/L	0.10	02/20/24 07:53	
EPA 300.0 Rev 2.1 1993	Sulfate	199	mg/L	4.0	02/20/24 18:58	
92714158012	**HAM-HGWC-10**					
EPA 6010D	Potassium	4.6	mg/L	0.50	03/01/24 17:29	
EPA 6010D	Sodium	3.7	mg/L	1.0	03/01/24 17:29	
EPA 6010D	Calcium	68.4	mg/L	1.0	03/01/24 17:29	
EPA 6010D	Magnesium	4.4	mg/L	0.050	03/01/24 17:29	
EPA 6020B	Barium	0.048	mg/L	0.0050	02/21/24 19:17	
EPA 6020B	Boron	0.089	mg/L	0.040	02/21/24 19:17	
EPA 6020B	Selenium	0.0038J	mg/L	0.0050	02/21/24 19:17	
SM 2540C-2015	Total Dissolved Solids	229	mg/L	25.0	02/20/24 12:59	
SM 2320B-2011	Alkalinity,Bicarbonate (CaCO3)	131	mg/L	5.0	02/21/24 20:52	
SM 2320B-2011	Alkalinity, Total as CaCO3	131	mg/L	5.0	02/21/24 20:52	
EPA 300.0 Rev 2.1 1993	Chloride	2.6	mg/L	1.0	02/20/24 08:08	
EPA 300.0 Rev 2.1 1993	Fluoride	0.12	mg/L	0.10	02/20/24 08:08	
EPA 300.0 Rev 2.1 1993	Sulfate	51.2	mg/L	1.0	02/20/24 08:08	
92714158013	**HAM-HGWC-11**					
EPA 6010D	Iron	0.032J	mg/L	0.040	03/01/24 17:31	
EPA 6010D	Manganese	0.013J	mg/L	0.040	03/01/24 17:31	
EPA 6010D	Potassium	3.7	mg/L	0.50	03/01/24 17:31	
EPA 6010D	Sodium	5.5	mg/L	1.0	03/01/24 17:31	
EPA 6010D	Calcium	125	mg/L	1.0	03/01/24 17:31	
EPA 6010D	Magnesium	14.1	mg/L	0.050	03/01/24 17:31	
EPA 6020B	Barium	0.037	mg/L	0.0050	02/21/24 19:21	
EPA 6020B	Boron	0.85	mg/L	0.040	02/21/24 19:21	
EPA 6020B	Molybdenum	0.029	mg/L	0.010	02/21/24 19:21	
EPA 6020B	Selenium	0.0063	mg/L	0.0050	02/21/24 19:21	
SM 2540C-2015	Total Dissolved Solids	491	mg/L	25.0	02/20/24 12:59	

REPORT OF LABORATORY ANALYSIS

This report shall not be reproduced, except in full,
without the written consent of Pace Analytical Services, LLC.

Pace Analytical Services, LLC
9800 Kincey Ave. Suite 100
Huntersville, NC 28078
(704)875-9092

SUMMARY OF DETECTION

Project: Plant Hammond AP-1
Pace Project No.: 92714158

Lab Sample ID / Method	Client Sample ID / Parameters	Result	Units	Report Limit	Analyzed	Qualifiers
92714158013	**HAM-HGWC-11**					
SM 2320B-2011	Alkalinity,Bicarbonate (CaCO3)	131	mg/L	5.0	02/21/24 21:12	
SM 2320B-2011	Alkalinity, Total as CaCO3	131	mg/L	5.0	02/21/24 21:12	
EPA 300.0 Rev 2.1 1993	Chloride	14.5	mg/L	1.0	02/20/24 08:24	
EPA 300.0 Rev 2.1 1993	Fluoride	0.21	mg/L	0.10	02/20/24 08:24	
EPA 300.0 Rev 2.1 1993	Sulfate	208	mg/L	5.0	02/20/24 19:13	
92714158014	**HAM-HGWC-12**					
EPA 6010D	Iron	0.055	mg/L	0.040	03/01/24 17:34	
EPA 6010D	Manganese	1.6	mg/L	0.040	03/01/24 17:34	
EPA 6010D	Potassium	7.6	mg/L	0.50	03/01/24 17:34	
EPA 6010D	Sodium	9.0	mg/L	1.0	03/01/24 17:34	
EPA 6010D	Calcium	171	mg/L	1.0	03/01/24 17:34	
EPA 6010D	Magnesium	16.6	mg/L	0.050	03/01/24 17:34	
EPA 6020B	Arsenic	0.0027J	mg/L	0.0050	02/21/24 19:25	
EPA 6020B	Barium	0.068	mg/L	0.0050	02/21/24 19:25	
EPA 6020B	Boron	1.8	mg/L	0.040	02/21/24 19:25	
EPA 6020B	Cobalt	0.0013J	mg/L	0.0050	02/21/24 19:25	
EPA 6020B	Lithium	0.0080J	mg/L	0.030	02/21/24 19:25	
EPA 6020B	Molybdenum	0.046	mg/L	0.010	02/21/24 19:25	
SM 2540C-2015	Total Dissolved Solids	660	mg/L	25.0	02/20/24 12:59	
SM 2320B-2011	Alkalinity,Bicarbonate (CaCO3)	195	mg/L	5.0	02/21/24 21:22	
SM 2320B-2011	Alkalinity, Total as CaCO3	195	mg/L	5.0	02/21/24 21:22	
EPA 300.0 Rev 2.1 1993	Chloride	37.7	mg/L	1.0	02/20/24 08:39	
EPA 300.0 Rev 2.1 1993	Fluoride	0.19	mg/L	0.10	02/20/24 08:39	
EPA 300.0 Rev 2.1 1993	Sulfate	240	mg/L	5.0	02/20/24 19:28	
92714158015	**HAM-MW-5**					
EPA 6010D	Potassium	0.84	mg/L	0.50	03/01/24 20:15	
EPA 6010D	Sodium	14.5	mg/L	1.0	03/01/24 20:15	
EPA 6010D	Calcium	72.9	mg/L	1.0	03/01/24 20:15	
EPA 6010D	Magnesium	8.5	mg/L	0.050	03/01/24 20:15	
EPA 6020B	Barium	0.039	mg/L	0.0050	02/21/24 19:28	
EPA 6020B	Boron	0.046	mg/L	0.040	02/21/24 19:28	
EPA 6020B	Chromium	0.0029J	mg/L	0.0050	02/21/24 19:28	
EPA 6020B	Selenium	0.0043J	mg/L	0.0050	02/21/24 19:28	
SM 2540C-2015	Total Dissolved Solids	328	mg/L	25.0	02/20/24 13:00	
SM 2320B-2011	Alkalinity,Bicarbonate (CaCO3)	127	mg/L	5.0	02/21/24 21:35	
SM 2320B-2011	Alkalinity, Total as CaCO3	127	mg/L	5.0	02/21/24 21:35	
EPA 300.0 Rev 2.1 1993	Chloride	0.95J	mg/L	1.0	02/20/24 09:25	
EPA 300.0 Rev 2.1 1993	Fluoride	0.086J	mg/L	0.10	02/20/24 09:25	
EPA 300.0 Rev 2.1 1993	Sulfate	110	mg/L	2.0	02/20/24 19:43	
92714158016	**HAM-MW-19**					
EPA 6010D	Iron	0.25	mg/L	0.040	03/01/24 17:37	
EPA 6010D	Manganese	1.2	mg/L	0.040	03/01/24 17:37	
EPA 6010D	Potassium	1.0	mg/L	0.50	03/01/24 17:37	
EPA 6010D	Sodium	5.0	mg/L	1.0	03/01/24 17:37	
EPA 6010D	Calcium	109	mg/L	1.0	03/01/24 17:37	
EPA 6010D	Magnesium	10.8	mg/L	0.050	03/01/24 17:37	

REPORT OF LABORATORY ANALYSIS

This report shall not be reproduced, except in full,
without the written consent of Pace Analytical Services, LLC.

Pace Analytical Services, LLC
9800 Kincey Ave. Suite 100
Huntersville, NC 28078
(704)875-9092

SUMMARY OF DETECTION

Project: Plant Hammond AP-1
Pace Project No.: 92714158

Lab Sample ID / Method	Client Sample ID / Parameters	Result	Units	Report Limit	Analyzed	Qualifiers
92714158016	**HAM-MW-19**					
EPA 6020B	Barium	0.030	mg/L	0.0050	02/21/24 19:32	
EPA 6020B	Boron	0.25	mg/L	0.040	02/21/24 19:32	
EPA 6020B	Cobalt	0.011	mg/L	0.0050	02/21/24 19:32	
EPA 6020B	Selenium	0.0082	mg/L	0.0050	02/21/24 19:32	
SM 2540C-2015	Total Dissolved Solids	402	mg/L	25.0	02/20/24 13:00	
SM 2320B-2011	Alkalinity,Bicarbonate (CaCO3)	128	mg/L	5.0	02/21/24 21:46	
SM 2320B-2011	Alkalinity, Total as CaCO3	128	mg/L	5.0	02/21/24 21:46	
EPA 300.0 Rev 2.1 1993	Chloride	7.5	mg/L	1.0	02/20/24 09:40	
EPA 300.0 Rev 2.1 1993	Fluoride	0.060J	mg/L	0.10	02/20/24 09:40	
EPA 300.0 Rev 2.1 1993	Sulfate	161	mg/L	3.0	02/20/24 19:58	
92714158017	**HAM-MW-24D**					
EPA 6010D	Iron	0.14	mg/L	0.040	03/01/24 17:39	
EPA 6010D	Manganese	0.028J	mg/L	0.040	03/01/24 17:39	
EPA 6010D	Potassium	1.5	mg/L	0.50	03/01/24 17:39	
EPA 6010D	Sodium	9.8	mg/L	1.0	03/01/24 17:39	
EPA 6010D	Calcium	84.0	mg/L	1.0	03/01/24 17:39	
EPA 6010D	Magnesium	10.8	mg/L	0.050	03/01/24 17:39	
EPA 6020B	Barium	0.034	mg/L	0.0050	02/23/24 15:04	
EPA 6020B	Boron	0.38	mg/L	0.040	02/23/24 15:04	
EPA 6020B	Lithium	0.0031J	mg/L	0.030	02/23/24 15:04	
EPA 6020B	Molybdenum	0.0085J	mg/L	0.010	02/23/24 15:04	
SM 2540C-2015	Total Dissolved Solids	343	mg/L	25.0	02/20/24 13:00	
SM 2320B-2011	Alkalinity,Bicarbonate (CaCO3)	103	mg/L	5.0	02/21/24 21:57	
SM 2320B-2011	Alkalinity, Total as CaCO3	103	mg/L	5.0	02/21/24 21:57	
EPA 300.0 Rev 2.1 1993	Chloride	27.8	mg/L	1.0	02/20/24 09:55	
EPA 300.0 Rev 2.1 1993	Fluoride	0.12	mg/L	0.10	02/20/24 09:55	
EPA 300.0 Rev 2.1 1993	Sulfate	115	mg/L	2.0	02/20/24 20:13	
92714158018	**HAM-MW-25D**					
EPA 6010D	Iron	0.45	mg/L	0.040	03/01/24 17:52	
EPA 6010D	Manganese	0.018J	mg/L	0.040	03/01/24 17:52	
EPA 6010D	Potassium	0.53	mg/L	0.50	03/01/24 17:52	
EPA 6010D	Sodium	100	mg/L	1.0	03/01/24 17:52	M1
EPA 6010D	Calcium	23.5	mg/L	1.0	03/01/24 17:52	M1
EPA 6010D	Magnesium	10.5	mg/L	0.050	03/01/24 17:52	
EPA 6020B	Barium	0.69	mg/L	0.0050	02/23/24 15:08	
EPA 6020B	Boron	0.30	mg/L	0.040	02/23/24 15:08	
EPA 6020B	Lithium	0.038	mg/L	0.030	02/23/24 15:08	
SM 2540C-2015	Total Dissolved Solids	334	mg/L	25.0	02/21/24 18:05	
SM 2320B-2011	Alkalinity,Bicarbonate (CaCO3)	302	mg/L	5.0	02/22/24 20:07	
SM 2320B-2011	Alkalinity, Total as CaCO3	302	mg/L	5.0	02/22/24 20:07	
SM 4500-S2D-2011	Sulfide	0.19	mg/L	0.10	02/21/24 03:31	
EPA 300.0 Rev 2.1 1993	Chloride	14.0	mg/L	1.0	02/20/24 10:11	
EPA 300.0 Rev 2.1 1993	Fluoride	1.4	mg/L	0.10	02/20/24 10:11	
92714158019	**HAM-MW-26D**					
EPA 6010D	Iron	0.10	mg/L	0.040	03/01/24 17:59	
EPA 6010D	Manganese	0.27	mg/L	0.040	03/01/24 17:59	

REPORT OF LABORATORY ANALYSIS

This report shall not be reproduced, except in full,
without the written consent of Pace Analytical Services, LLC.

Pace Analytical Services, LLC
9800 Kincey Ave. Suite 100
Huntersville, NC 28078
(704)875-9092

SUMMARY OF DETECTION

Project: Plant Hammond AP-1
Pace Project No.: 92714158

Lab Sample ID / Method	Client Sample ID / Parameters	Result	Units	Report Limit	Analyzed	Qualifiers
92714158019	**HAM-MW-26D**					
EPA 6010D	Potassium	3.1	mg/L	0.50	03/01/24 17:59	
EPA 6010D	Sodium	12.4	mg/L	1.0	03/01/24 17:59	
EPA 6010D	Calcium	181	mg/L	1.0	03/01/24 17:59	
EPA 6010D	Magnesium	18.1	mg/L	0.050	03/01/24 17:59	
EPA 6020B	Barium	0.058	mg/L	0.0050	02/23/24 15:11	
EPA 6020B	Boron	1.7	mg/L	0.040	02/23/24 15:11	
EPA 6020B	Cobalt	0.00054J	mg/L	0.0050	02/23/24 15:11	
EPA 6020B	Lithium	0.0035J	mg/L	0.030	02/23/24 15:11	
EPA 6020B	Molybdenum	0.025	mg/L	0.010	02/23/24 15:11	
SM 2540C-2015	Total Dissolved Solids	666	mg/L	25.0	02/21/24 18:05	
SM 2320B-2011	Alkalinity,Bicarbonate (CaCO3)	188	mg/L	5.0	02/21/24 22:13	
SM 2320B-2011	Alkalinity, Total as CaCO3	188	mg/L	5.0	02/21/24 22:13	
EPA 300.0 Rev 2.1 1993	Chloride	73.7	mg/L	1.0	02/20/24 10:26	
EPA 300.0 Rev 2.1 1993	Fluoride	0.097J	mg/L	0.10	02/20/24 10:26	
EPA 300.0 Rev 2.1 1993	Sulfate	219	mg/L	5.0	02/20/24 20:28	
92714158020	**HAM-AP1-FD-02**					
EPA 6010D	Iron	0.044	mg/L	0.040	03/01/24 18:02	
EPA 6010D	Manganese	1.7	mg/L	0.040	03/01/24 18:02	
EPA 6010D	Potassium	7.6	mg/L	0.50	03/01/24 18:02	
EPA 6010D	Sodium	9.2	mg/L	1.0	03/01/24 18:02	
EPA 6010D	Calcium	173	mg/L	1.0	03/01/24 18:02	
EPA 6010D	Magnesium	16.7	mg/L	0.050	03/01/24 18:02	
EPA 6020B	Arsenic	0.0028J	mg/L	0.0050	02/23/24 15:15	
EPA 6020B	Barium	0.068	mg/L	0.0050	02/23/24 15:15	
EPA 6020B	Boron	1.6	mg/L	0.040	02/23/24 15:15	
EPA 6020B	Cobalt	0.0012J	mg/L	0.0050	02/23/24 15:15	
EPA 6020B	Lithium	0.0071J	mg/L	0.030	02/23/24 15:15	
EPA 6020B	Molybdenum	0.046	mg/L	0.010	02/23/24 15:15	
SM 2540C-2015	Total Dissolved Solids	699	mg/L	25.0	02/21/24 18:05	
SM 2320B-2011	Alkalinity,Bicarbonate (CaCO3)	194	mg/L	5.0	02/21/24 22:26	
SM 2320B-2011	Alkalinity, Total as CaCO3	194	mg/L	5.0	02/21/24 22:26	
EPA 300.0 Rev 2.1 1993	Chloride	37.6	mg/L	1.0	02/20/24 10:41	
EPA 300.0 Rev 2.1 1993	Fluoride	0.19	mg/L	0.10	02/20/24 10:41	
EPA 300.0 Rev 2.1 1993	Sulfate	239	mg/L	5.0	02/20/24 20:43	
92714158021	**HAM-AP1-EB-02**					
EPA 6020B	Antimony	0.00064J	mg/L	0.0030	02/23/24 15:30	
EPA 6020B	Boron	0.024J	mg/L	0.040	02/23/24 15:30	
SM 2540C-2015	Total Dissolved Solids	61.0	mg/L	25.0	02/21/24 18:05	
92714158022	**HAM-AP1-FB-02**					
SM 2540C-2015	Total Dissolved Solids	34.0	mg/L	25.0	02/21/24 18:05	
92714158023	**HAM-HGWC-13**					
EPA 6010D	Iron	12.4	mg/L	0.040	02/28/24 18:03	
EPA 6010D	Manganese	7.8	mg/L	0.040	02/28/24 18:03	
EPA 6010D	Potassium	6.3	mg/L	0.50	02/28/24 18:03	
EPA 6010D	Calcium	152	mg/L	1.0	02/28/24 18:03	

REPORT OF LABORATORY ANALYSIS

This report shall not be reproduced, except in full,
without the written consent of Pace Analytical Services, LLC.

Pace Analytical Services, LLC
9800 Kincey Ave. Suite 100
Huntersville, NC 28078
(704)875-9092

SUMMARY OF DETECTION

Project: Plant Hammond AP-1
Pace Project No.: 92714158

Lab Sample ID / Method	Client Sample ID / Parameters	Result	Units	Report Limit	Analyzed	Qualifiers
92714158023	**HAM-HGWC-13**					
EPA 6010D	Magnesium	19.0	mg/L	0.050	02/28/24 18:03	
EPA 6010D	Sodium	7.6	mg/L	1.0	03/01/24 16:56	
EPA 6020B	Arsenic	0.50	mg/L	0.0050	02/26/24 14:22	
EPA 6020B	Barium	0.056	mg/L	0.0050	02/26/24 14:22	
EPA 6020B	Boron	1.0	mg/L	0.040	02/26/24 14:22	
EPA 6020B	Cobalt	0.023	mg/L	0.0050	02/26/24 14:22	
EPA 6020B	Lithium	0.052	mg/L	0.030	02/26/24 14:22	
EPA 6020B	Molybdenum	0.013	mg/L	0.010	02/26/24 14:22	
SM 2540C-2015	Total Dissolved Solids	666	mg/L	25.0	02/23/24 13:31	
SM 2320B-2011	Alkalinity,Bicarbonate (CaCO3)	142	mg/L	5.0	02/23/24 15:02	
SM 2320B-2011	Alkalinity, Total as CaCO3	142	mg/L	5.0	02/23/24 15:02	
EPA 300.0 Rev 2.1 1993	Chloride	16.7	mg/L	1.0	02/22/24 10:30	
EPA 300.0 Rev 2.1 1993	Fluoride	0.33	mg/L	0.10	02/22/24 10:30	
EPA 300.0 Rev 2.1 1993	Sulfate	285	mg/L	6.0	02/22/24 15:01	
92714158024	**HAM-MW-27D**					
EPA 6010D	Sodium	28.0	mg/L	1.0	03/01/24 16:59	
EPA 6010D	Iron	0.13	mg/L	0.040	02/28/24 18:05	
EPA 6010D	Manganese	0.049	mg/L	0.040	02/28/24 18:05	
EPA 6010D	Potassium	1.6	mg/L	0.50	02/28/24 18:05	
EPA 6010D	Calcium	26.5	mg/L	1.0	02/28/24 18:05	
EPA 6010D	Magnesium	13.1	mg/L	0.050	02/28/24 18:05	
EPA 6020B	Barium	0.65	mg/L	0.0050	02/26/24 14:25	
EPA 6020B	Boron	0.12	mg/L	0.040	02/26/24 14:25	
EPA 6020B	Lithium	0.011J	mg/L	0.030	02/26/24 14:25	
EPA 6020B	Molybdenum	0.0052J	mg/L	0.010	02/26/24 14:25	
SM 2540C-2015	Total Dissolved Solids	348	mg/L	25.0	02/23/24 13:32	D6
SM 2320B-2011	Alkalinity,Bicarbonate (CaCO3)	100	mg/L	5.0	02/23/24 15:13	
SM 2320B-2011	Alkalinity,Carbonate (CaCO3)	10.2	mg/L	5.0	02/23/24 15:13	
SM 2320B-2011	Alkalinity, Total as CaCO3	111	mg/L	5.0	02/23/24 15:13	
EPA 300.0 Rev 2.1 1993	Chloride	35.8	mg/L	1.0	02/22/24 10:44	
EPA 300.0 Rev 2.1 1993	Fluoride	0.20	mg/L	0.10	02/22/24 10:44	
EPA 300.0 Rev 2.1 1993	Sulfate	6.7	mg/L	1.0	02/22/24 10:44	

REPORT OF LABORATORY ANALYSIS

This report shall not be reproduced, except in full,
without the written consent of Pace Analytical Services, LLC.

Pace Analytical Services, LLC
9800 Kincey Ave. Suite 100
Huntersville, NC 28078
(704)875-9092

ANALYTICAL RESULTS

Project: Plant Hammond AP-1
Pace Project No.: 92714158

Sample: HAM-HGWC-7 **Lab ID: 92714158001** Collected: 02/14/24 13:35 Received: 02/16/24 16:00 Matrix: Water

Parameters	Results	Units	Report Limit	MDL	DF	Prepared	Analyzed	CAS No.	Qual
6010D ATL ICP	Analytical Method: EPA 6010D Preparation Method: EPA 3010A Pace Analytical Services - Peachtree Corners, GA								
Iron	ND	mg/L	0.040	0.025	1	02/20/24 19:04	02/26/24 18:52	7439-89-6	
Manganese	**0.22**	mg/L	0.040	0.011	1	02/20/24 19:04	02/26/24 18:52	7439-96-5	
Potassium	**1.9**	mg/L	0.50	0.15	1	02/20/24 19:04	02/26/24 18:52	7440-09-7	
Sodium	**9.9**	mg/L	1.0	0.58	1	02/20/24 19:04	02/26/24 18:52	7440-23-5	
Calcium	**109**	mg/L	1.0	0.12	1	02/20/24 19:04	02/26/24 18:52	7440-70-2	
Magnesium	**9.6**	mg/L	0.050	0.012	1	02/20/24 19:04	02/26/24 18:52	7439-95-4	
6020 MET ICPMS	Analytical Method: EPA 6020B Preparation Method: EPA 3005A Pace Analytical Services - Peachtree Corners, GA								
Antimony	ND	mg/L	0.0030	0.00054	1	02/20/24 14:39	02/21/24 18:21	7440-36-0	
Arsenic	ND	mg/L	0.0050	0.00084	1	02/20/24 14:39	02/21/24 18:21	7440-38-2	
Barium	**0.067**	mg/L	0.0050	0.00047	1	02/20/24 14:39	02/21/24 18:21	7440-39-3	
Beryllium	ND	mg/L	0.00050	0.000094	1	02/20/24 14:39	02/21/24 18:21	7440-41-7	
Boron	**0.98**	mg/L	0.040	0.012	1	02/20/24 14:39	02/21/24 18:21	7440-42-8	
Cadmium	ND	mg/L	0.00050	0.00010	1	02/20/24 14:39	02/21/24 18:21	7440-43-9	
Chromium	ND	mg/L	0.0050	0.0019	1	02/20/24 14:39	02/21/24 18:21	7440-47-3	
Cobalt	**0.00084J**	mg/L	0.0050	0.00032	1	02/20/24 14:39	02/21/24 18:21	7440-48-4	
Lead	ND	mg/L	0.0010	0.00016	1	02/20/24 14:39	02/21/24 18:21	7439-92-1	
Lithium	**0.0016J**	mg/L	0.030	0.0016	1	02/20/24 14:39	02/21/24 18:21	7439-93-2	
Molybdenum	**0.028**	mg/L	0.010	0.00062	1	02/20/24 14:39	02/21/24 18:21	7439-98-7	
Selenium	ND	mg/L	0.0050	0.00096	1	02/20/24 14:39	02/21/24 18:21	7782-49-2	
Thallium	ND	mg/L	0.0010	0.00038	1	02/20/24 14:39	02/21/24 18:21	7440-28-0	
7470 Mercury	Analytical Method: EPA 7470A Preparation Method: EPA 7470A Pace Analytical Services - Peachtree Corners, GA								
Mercury	ND	mg/L	0.00020	0.00013	1	02/26/24 18:10	02/27/24 09:48	7439-97-6	
2540C Total Dissolved Solids	Analytical Method: SM 2540C-2015 Pace Analytical Services - Peachtree Corners, GA								
Total Dissolved Solids	**440**	mg/L	25.0	25.0	1		02/19/24 17:45		
2320B Alkalinity	Analytical Method: SM 2320B-2011 Pace Analytical Services - Asheville								
Alkalinity,Bicarbonate (CaCO3)	**193**	mg/L	5.0	5.0	1		02/20/24 19:09		
Alkalinity,Carbonate (CaCO3)	ND	mg/L	5.0	5.0	1		02/20/24 19:09		
Alkalinity, Total as CaCO3	**193**	mg/L	5.0	5.0	1		02/20/24 19:09		
4500S2D Sulfide Water	Analytical Method: SM 4500-S2D-2011 Pace Analytical Services - Asheville								
Sulfide	ND	mg/L	0.10	0.022	1		02/21/24 03:16	18496-25-8	
300.0 IC Anions 28 Days	Analytical Method: EPA 300.0 Rev 2.1 1993 Pace Analytical Services - Asheville								
Chloride	**35.8**	mg/L	1.0	0.60	1		02/20/24 04:19	16887-00-6	

REPORT OF LABORATORY ANALYSIS

This report shall not be reproduced, except in full,
without the written consent of Pace Analytical Services, LLC.

Pace Analytical Services, LLC
9800 Kincey Ave. Suite 100
Huntersville, NC 28078
(704)875-9092

ANALYTICAL RESULTS

Project: Plant Hammond AP-1
Pace Project No.: 92714158

Sample: HAM-HGWC-7 **Lab ID: 92714158001** Collected: 02/14/24 13:35 Received: 02/16/24 16:00 Matrix: Water

Parameters	Results	Units	Report Limit	MDL	DF	Prepared	Analyzed	CAS No.	Qual
300.0 IC Anions 28 Days	Analytical Method: EPA 300.0 Rev 2.1 1993 Pace Analytical Services - Asheville								
Fluoride	**0.081J**	mg/L	0.10	0.050	1		02/20/24 04:19	16984-48-8	
Sulfate	**102**	mg/L	2.0	1.0	2		02/20/24 16:27	14808-79-8	

REPORT OF LABORATORY ANALYSIS

This report shall not be reproduced, except in full,
without the written consent of Pace Analytical Services, LLC.

Pace Analytical Services, LLC
9800 Kincey Ave. Suite 100
Huntersville, NC 28078
(704)875-9092

ANALYTICAL RESULTS

Project: Plant Hammond AP-1
Pace Project No.: 92714158

Sample: HAM-HGWC-8 **Lab ID: 92714158002** Collected: 02/14/24 18:13 Received: 02/16/24 16:00 Matrix: Water

Parameters	Results	Units	Report Limit	MDL	DF	Prepared	Analyzed	CAS No.	Qual
6010D ATL ICP	Analytical Method: EPA 6010D Preparation Method: EPA 3010A Pace Analytical Services - Peachtree Corners, GA								
Iron	ND	mg/L	0.040	0.025	1	02/20/24 19:04	03/01/24 17:01	7439-89-6	
Manganese	**0.30**	mg/L	0.040	0.011	1	02/20/24 19:04	03/01/24 17:01	7439-96-5	
Potassium	**6.3**	mg/L	0.50	0.15	1	02/20/24 19:04	03/01/24 17:01	7440-09-7	
Sodium	**8.7**	mg/L	1.0	0.58	1	02/20/24 19:04	03/01/24 17:01	7440-23-5	
Calcium	**96.2**	mg/L	1.0	0.12	1	02/20/24 19:04	03/01/24 17:01	7440-70-2	
Magnesium	**13.3**	mg/L	0.050	0.012	1	02/20/24 19:04	03/01/24 17:01	7439-95-4	
6020 MET ICPMS	Analytical Method: EPA 6020B Preparation Method: EPA 3005A Pace Analytical Services - Peachtree Corners, GA								
Antimony	ND	mg/L	0.0030	0.00054	1	02/20/24 14:39	02/21/24 18:32	7440-36-0	
Arsenic	ND	mg/L	0.0050	0.00084	1	02/20/24 14:39	02/21/24 18:32	7440-38-2	
Barium	**0.048**	mg/L	0.0050	0.00047	1	02/20/24 14:39	02/21/24 18:32	7440-39-3	
Beryllium	ND	mg/L	0.00050	0.000094	1	02/20/24 14:39	02/21/24 18:32	7440-41-7	
Boron	**1.6**	mg/L	0.040	0.012	1	02/20/24 14:39	02/21/24 18:32	7440-42-8	
Cadmium	**0.00025J**	mg/L	0.00050	0.00010	1	02/20/24 14:39	02/21/24 18:32	7440-43-9	
Chromium	ND	mg/L	0.0050	0.0019	1	02/20/24 14:39	02/21/24 18:32	7440-47-3	
Cobalt	**0.0016J**	mg/L	0.0050	0.00032	1	02/20/24 14:39	02/21/24 18:32	7440-48-4	
Lead	ND	mg/L	0.0010	0.00016	1	02/20/24 14:39	02/21/24 18:32	7439-92-1	
Lithium	ND	mg/L	0.030	0.0016	1	02/20/24 14:39	02/21/24 18:32	7439-93-2	
Molybdenum	**0.18**	mg/L	0.010	0.00062	1	02/20/24 14:39	02/21/24 18:32	7439-98-7	
Selenium	ND	mg/L	0.0050	0.00096	1	02/20/24 14:39	02/21/24 18:32	7782-49-2	
Thallium	ND	mg/L	0.0010	0.00038	1	02/20/24 14:39	02/21/24 18:32	7440-28-0	
7470 Mercury	Analytical Method: EPA 7470A Preparation Method: EPA 7470A Pace Analytical Services - Peachtree Corners, GA								
Mercury	ND	mg/L	0.00020	0.00013	1	02/26/24 18:10	02/27/24 10:04	7439-97-6	
2540C Total Dissolved Solids	Analytical Method: SM 2540C-2015 Pace Analytical Services - Peachtree Corners, GA								
Total Dissolved Solids	**407**	mg/L	25.0	25.0	1		02/19/24 17:46		
2320B Alkalinity	Analytical Method: SM 2320B-2011 Pace Analytical Services - Asheville								
Alkalinity,Bicarbonate (CaCO3)	**100**	mg/L	5.0	5.0	1		02/21/24 12:20		
Alkalinity,Carbonate (CaCO3)	ND	mg/L	5.0	5.0	1		02/21/24 12:20		
Alkalinity, Total as CaCO3	**100**	mg/L	5.0	5.0	1		02/21/24 12:20		
4500S2D Sulfide Water	Analytical Method: SM 4500-S2D-2011 Pace Analytical Services - Asheville								
Sulfide	ND	mg/L	0.10	0.022	1		02/21/24 03:17	18496-25-8	
300.0 IC Anions 28 Days	Analytical Method: EPA 300.0 Rev 2.1 1993 Pace Analytical Services - Asheville								
Chloride	**32.9**	mg/L	1.0	0.60	1		02/20/24 04:34	16887-00-6	

REPORT OF LABORATORY ANALYSIS

This report shall not be reproduced, except in full,
without the written consent of Pace Analytical Services, LLC.

Pace Analytical Services, LLC
9800 Kincey Ave. Suite 100
Huntersville, NC 28078
(704)875-9092

ANALYTICAL RESULTS

Project: Plant Hammond AP-1
Pace Project No.: 92714158

Sample: HAM-HGWC-8 **Lab ID: 92714158002** Collected: 02/14/24 18:13 Received: 02/16/24 16:00 Matrix: Water

Parameters	Results	Units	Report Limit	MDL	DF	Prepared	Analyzed	CAS No.	Qual
300.0 IC Anions 28 Days	Analytical Method: EPA 300.0 Rev 2.1 1993 Pace Analytical Services - Asheville								
Fluoride	**0.30**	mg/L	0.10	0.050	1		02/20/24 04:34	16984-48-8	
Sulfate	**137**	mg/L	3.0	1.5	3		02/20/24 16:42	14808-79-8	

REPORT OF LABORATORY ANALYSIS

This report shall not be reproduced, except in full,
without the written consent of Pace Analytical Services, LLC.

Pace Analytical Services, LLC
9800 Kincey Ave. Suite 100
Huntersville, NC 28078
(704)875-9092

ANALYTICAL RESULTS

Project: Plant Hammond AP-1
Pace Project No.: 92714158

Sample: HAM-MW-6 **Lab ID: 92714158003** Collected: 02/14/24 17:30 Received: 02/16/24 16:00 Matrix: Water

Parameters	Results	Units	Report Limit	MDL	DF	Prepared	Analyzed	CAS No.	Qual
6010D ATL ICP	Analytical Method: EPA 6010D Preparation Method: EPA 3010A Pace Analytical Services - Peachtree Corners, GA								
Iron	**0.17**	mg/L	0.040	0.025	1	02/20/24 19:04	03/01/24 17:04	7439-89-6	
Manganese	**0.40**	mg/L	0.040	0.011	1	02/20/24 19:04	03/01/24 17:04	7439-96-5	
Potassium	**1.3**	mg/L	0.50	0.15	1	02/20/24 19:04	03/01/24 17:04	7440-09-7	
Sodium	**11.8**	mg/L	1.0	0.58	1	02/20/24 19:04	03/01/24 17:04	7440-23-5	
Calcium	**174**	mg/L	1.0	0.12	1	02/20/24 19:04	03/01/24 17:04	7440-70-2	
Magnesium	**13.8**	mg/L	0.050	0.012	1	02/20/24 19:04	03/01/24 17:04	7439-95-4	
6020 MET ICPMS	Analytical Method: EPA 6020B Preparation Method: EPA 3005A Pace Analytical Services - Peachtree Corners, GA								
Antimony	ND	mg/L	0.0030	0.00054	1	02/20/24 14:39	02/21/24 18:36	7440-36-0	
Arsenic	ND	mg/L	0.0050	0.00084	1	02/20/24 14:39	02/21/24 18:36	7440-38-2	
Barium	**0.067**	mg/L	0.0050	0.00047	1	02/20/24 14:39	02/21/24 18:36	7440-39-3	
Beryllium	ND	mg/L	0.00050	0.000094	1	02/20/24 14:39	02/21/24 18:36	7440-41-7	
Boron	**0.65**	mg/L	0.040	0.012	1	02/20/24 14:39	02/21/24 18:36	7440-42-8	
Cadmium	ND	mg/L	0.00050	0.00010	1	02/20/24 14:39	02/21/24 18:36	7440-43-9	
Chromium	ND	mg/L	0.0050	0.0019	1	02/20/24 14:39	02/21/24 18:36	7440-47-3	
Cobalt	**0.00035J**	mg/L	0.0050	0.00032	1	02/20/24 14:39	02/21/24 18:36	7440-48-4	
Lead	ND	mg/L	0.0010	0.00016	1	02/20/24 14:39	02/21/24 18:36	7439-92-1	
Lithium	ND	mg/L	0.030	0.0016	1	02/20/24 14:39	02/21/24 18:36	7439-93-2	
Molybdenum	**0.0025J**	mg/L	0.010	0.00062	1	02/20/24 14:39	02/21/24 18:36	7439-98-7	
Selenium	**0.0013J**	mg/L	0.0050	0.00096	1	02/20/24 14:39	02/21/24 18:36	7782-49-2	
Thallium	ND	mg/L	0.0010	0.00038	1	02/20/24 14:39	02/21/24 18:36	7440-28-0	
7470 Mercury	Analytical Method: EPA 7470A Preparation Method: EPA 7470A Pace Analytical Services - Peachtree Corners, GA								
Mercury	ND	mg/L	0.00020	0.00013	1	02/26/24 18:10	02/27/24 10:07	7439-97-6	
2540C Total Dissolved Solids	Analytical Method: SM 2540C-2015 Pace Analytical Services - Peachtree Corners, GA								
Total Dissolved Solids	**633**	mg/L	25.0	25.0	1		02/19/24 17:47		
2320B Alkalinity	Analytical Method: SM 2320B-2011 Pace Analytical Services - Asheville								
Alkalinity,Bicarbonate (CaCO3)	**274**	mg/L	5.0	5.0	1		02/21/24 14:40		
Alkalinity,Carbonate (CaCO3)	ND	mg/L	5.0	5.0	1		02/21/24 14:40		
Alkalinity, Total as CaCO3	**274**	mg/L	5.0	5.0	1		02/21/24 14:40		
4500S2D Sulfide Water	Analytical Method: SM 4500-S2D-2011 Pace Analytical Services - Asheville								
Sulfide	ND	mg/L	0.10	0.022	1		02/21/24 03:17	18496-25-8	
300.0 IC Anions 28 Days	Analytical Method: EPA 300.0 Rev 2.1 1993 Pace Analytical Services - Asheville								
Chloride	**24.7**	mg/L	1.0	0.60	1		02/20/24 04:49	16887-00-6	

REPORT OF LABORATORY ANALYSIS

This report shall not be reproduced, except in full,
without the written consent of Pace Analytical Services, LLC.

Pace Analytical Services, LLC
9800 Kincey Ave. Suite 100
Huntersville, NC 28078
(704)875-9092

ANALYTICAL RESULTS

Project: Plant Hammond AP-1
Pace Project No.: 92714158

Sample: HAM-MW-6 **Lab ID: 92714158003** Collected: 02/14/24 17:30 Received: 02/16/24 16:00 Matrix: Water

Parameters	Results	Units	Report Limit	MDL	DF	Prepared	Analyzed	CAS No.	Qual
300.0 IC Anions 28 Days	Analytical Method: EPA 300.0 Rev 2.1 1993 Pace Analytical Services - Asheville								
Fluoride	**0.076J**	mg/L	0.10	0.050	1		02/20/24 04:49	16984-48-8	
Sulfate	**189**	mg/L	4.0	2.0	4		02/20/24 16:57	14808-79-8	

REPORT OF LABORATORY ANALYSIS

This report shall not be reproduced, except in full,
without the written consent of Pace Analytical Services, LLC.

Pace Analytical Services, LLC
9800 Kincey Ave. Suite 100
Huntersville, NC 28078
(704)875-9092

ANALYTICAL RESULTS

Project: Plant Hammond AP-1
Pace Project No.: 92714158

Sample: HAM-MW-7 **Lab ID: 92714158004** Collected: 02/14/24 15:44 Received: 02/16/24 16:00 Matrix: Water

Parameters	Results	Units	Report Limit	MDL	DF	Prepared	Analyzed	CAS No.	Qual
6010D ATL ICP	Analytical Method: EPA 6010D Preparation Method: EPA 3010A Pace Analytical Services - Peachtree Corners, GA								
Iron	**0.073**	mg/L	0.040	0.025	1	02/20/24 19:04	03/01/24 17:07	7439-89-6	
Manganese	ND	mg/L	0.040	0.011	1	02/20/24 19:04	03/01/24 17:07	7439-96-5	
Potassium	**0.78**	mg/L	0.50	0.15	1	02/20/24 19:04	03/01/24 17:07	7440-09-7	
Sodium	**4.6**	mg/L	1.0	0.58	1	02/20/24 19:04	03/01/24 17:07	7440-23-5	
Calcium	**25.4**	mg/L	1.0	0.12	1	02/20/24 19:04	03/01/24 17:07	7440-70-2	
Magnesium	**2.9**	mg/L	0.050	0.012	1	02/20/24 19:04	03/01/24 17:07	7439-95-4	
6020 MET ICPMS	Analytical Method: EPA 6020B Preparation Method: EPA 3005A Pace Analytical Services - Peachtree Corners, GA								
Antimony	ND	mg/L	0.0030	0.00054	1	02/20/24 14:39	02/21/24 18:40	7440-36-0	
Arsenic	ND	mg/L	0.0050	0.00084	1	02/20/24 14:39	02/21/24 18:40	7440-38-2	
Barium	**0.042**	mg/L	0.0050	0.00047	1	02/20/24 14:39	02/21/24 18:40	7440-39-3	
Beryllium	ND	mg/L	0.00050	0.000094	1	02/20/24 14:39	02/21/24 18:40	7440-41-7	
Boron	**0.038J**	mg/L	0.040	0.012	1	02/20/24 14:39	02/21/24 18:40	7440-42-8	
Cadmium	ND	mg/L	0.00050	0.00010	1	02/20/24 14:39	02/21/24 18:40	7440-43-9	
Chromium	ND	mg/L	0.0050	0.0019	1	02/20/24 14:39	02/21/24 18:40	7440-47-3	
Cobalt	ND	mg/L	0.0050	0.00032	1	02/20/24 14:39	02/21/24 18:40	7440-48-4	
Lead	ND	mg/L	0.0010	0.00016	1	02/20/24 14:39	02/21/24 18:40	7439-92-1	
Lithium	ND	mg/L	0.030	0.0016	1	02/20/24 14:39	02/21/24 18:40	7439-93-2	
Molybdenum	ND	mg/L	0.010	0.00062	1	02/20/24 14:39	02/21/24 18:40	7439-98-7	
Selenium	ND	mg/L	0.0050	0.00096	1	02/20/24 14:39	02/21/24 18:40	7782-49-2	
Thallium	ND	mg/L	0.0010	0.00038	1	02/20/24 14:39	02/21/24 18:40	7440-28-0	
7470 Mercury	Analytical Method: EPA 7470A Preparation Method: EPA 7470A Pace Analytical Services - Peachtree Corners, GA								
Mercury	ND	mg/L	0.00020	0.00013	1	02/26/24 18:10	02/27/24 10:09	7439-97-6	
2540C Total Dissolved Solids	Analytical Method: SM 2540C-2015 Pace Analytical Services - Peachtree Corners, GA								
Total Dissolved Solids	**113**	mg/L	25.0	25.0	1		02/19/24 17:47		
2320B Alkalinity	Analytical Method: SM 2320B-2011 Pace Analytical Services - Asheville								
Alkalinity,Bicarbonate (CaCO3)	**55.0**	mg/L	5.0	5.0	1		02/21/24 12:38		
Alkalinity,Carbonate (CaCO3)	ND	mg/L	5.0	5.0	1		02/21/24 12:38		
Alkalinity, Total as CaCO3	**55.0**	mg/L	5.0	5.0	1		02/21/24 12:38		
4500S2D Sulfide Water	Analytical Method: SM 4500-S2D-2011 Pace Analytical Services - Asheville								
Sulfide	ND	mg/L	0.10	0.022	1		02/21/24 03:19	18496-25-8	
300.0 IC Anions 28 Days	Analytical Method: EPA 300.0 Rev 2.1 1993 Pace Analytical Services - Asheville								
Chloride	**0.74J**	mg/L	1.0	0.60	1		02/20/24 05:05	16887-00-6	

REPORT OF LABORATORY ANALYSIS

This report shall not be reproduced, except in full,
without the written consent of Pace Analytical Services, LLC.

Pace Analytical Services, LLC
9800 Kincey Ave. Suite 100
Huntersville, NC 28078
(704)875-9092

ANALYTICAL RESULTS

Project: Plant Hammond AP-1
Pace Project No.: 92714158

Sample: HAM-MW-7 **Lab ID: 92714158004** Collected: 02/14/24 15:44 Received: 02/16/24 16:00 Matrix: Water

Parameters	Results	Units	Report Limit	MDL	DF	Prepared	Analyzed	CAS No.	Qual
300.0 IC Anions 28 Days	Analytical Method: EPA 300.0 Rev 2.1 1993 Pace Analytical Services - Asheville								
Fluoride	**0.053J**	mg/L	0.10	0.050	1		02/20/24 05:05	16984-48-8	
Sulfate	**24.5**	mg/L	1.0	0.50	1		02/20/24 05:05	14808-79-8	

REPORT OF LABORATORY ANALYSIS

This report shall not be reproduced, except in full,
without the written consent of Pace Analytical Services, LLC.

Pace Analytical Services, LLC
9800 Kincey Ave. Suite 100
Huntersville, NC 28078
(704)875-9092

ANALYTICAL RESULTS

Project: Plant Hammond AP-1
Pace Project No.: 92714158

Sample: HAM-MW-20 **Lab ID: 92714158005** Collected: 02/14/24 16:10 Received: 02/16/24 16:00 Matrix: Water

Parameters	Results	Units	Report Limit	MDL	DF	Prepared	Analyzed	CAS No.	Qual
6010D ATL ICP	Analytical Method: EPA 6010D Preparation Method: EPA 3010A Pace Analytical Services - Peachtree Corners, GA								
Iron	**2.3**	mg/L	0.040	0.025	1	02/20/24 19:04	03/01/24 17:10	7439-89-6	
Manganese	**0.11**	mg/L	0.040	0.011	1	02/20/24 19:04	03/01/24 17:10	7439-96-5	
Potassium	**0.28J**	mg/L	0.50	0.15	1	02/20/24 19:04	03/01/24 17:10	7440-09-7	
Sodium	**11.4**	mg/L	1.0	0.58	1	02/20/24 19:04	03/01/24 17:10	7440-23-5	
Calcium	**128**	mg/L	1.0	0.12	1	02/20/24 19:04	03/01/24 17:10	7440-70-2	
Magnesium	**9.4**	mg/L	0.050	0.012	1	02/20/24 19:04	03/01/24 17:10	7439-95-4	
6020 MET ICPMS	Analytical Method: EPA 6020B Preparation Method: EPA 3005A Pace Analytical Services - Peachtree Corners, GA								
Antimony	ND	mg/L	0.0030	0.00054	1	02/20/24 14:39	02/21/24 18:44	7440-36-0	
Arsenic	ND	mg/L	0.0050	0.00084	1	02/20/24 14:39	02/21/24 18:44	7440-38-2	
Barium	**0.095**	mg/L	0.0050	0.00047	1	02/20/24 14:39	02/21/24 18:44	7440-39-3	
Beryllium	ND	mg/L	0.00050	0.000094	1	02/20/24 14:39	02/21/24 18:44	7440-41-7	
Boron	**0.12**	mg/L	0.040	0.012	1	02/20/24 14:39	02/21/24 18:44	7440-42-8	
Cadmium	ND	mg/L	0.00050	0.00010	1	02/20/24 14:39	02/21/24 18:44	7440-43-9	
Chromium	ND	mg/L	0.0050	0.0019	1	02/20/24 14:39	02/21/24 18:44	7440-47-3	
Cobalt	ND	mg/L	0.0050	0.00032	1	02/20/24 14:39	02/21/24 18:44	7440-48-4	
Lead	ND	mg/L	0.0010	0.00016	1	02/20/24 14:39	02/21/24 18:44	7439-92-1	
Lithium	ND	mg/L	0.030	0.0016	1	02/20/24 14:39	02/21/24 18:44	7439-93-2	
Molybdenum	ND	mg/L	0.010	0.00062	1	02/20/24 14:39	02/21/24 18:44	7439-98-7	
Selenium	ND	mg/L	0.0050	0.00096	1	02/20/24 14:39	02/21/24 18:44	7782-49-2	
Thallium	ND	mg/L	0.0010	0.00038	1	02/20/24 14:39	02/21/24 18:44	7440-28-0	
7470 Mercury	Analytical Method: EPA 7470A Preparation Method: EPA 7470A Pace Analytical Services - Peachtree Corners, GA								
Mercury	ND	mg/L	0.00020	0.00013	1	02/26/24 18:10	02/27/24 10:12	7439-97-6	
2540C Total Dissolved Solids	Analytical Method: SM 2540C-2015 Pace Analytical Services - Peachtree Corners, GA								
Total Dissolved Solids	**459**	mg/L	25.0	25.0	1		02/19/24 17:47		
2320B Alkalinity	Analytical Method: SM 2320B-2011 Pace Analytical Services - Asheville								
Alkalinity,Bicarbonate (CaCO3)	**213**	mg/L	5.0	5.0	1		02/21/24 12:45		
Alkalinity,Carbonate (CaCO3)	ND	mg/L	5.0	5.0	1		02/21/24 12:45		
Alkalinity, Total as CaCO3	**213**	mg/L	5.0	5.0	1		02/21/24 12:45		
4500S2D Sulfide Water	Analytical Method: SM 4500-S2D-2011 Pace Analytical Services - Asheville								
Sulfide	ND	mg/L	0.10	0.022	1		02/21/24 03:19	18496-25-8	
300.0 IC Anions 28 Days	Analytical Method: EPA 300.0 Rev 2.1 1993 Pace Analytical Services - Asheville								
Chloride	**30.2**	mg/L	1.0	0.60	1		02/20/24 05:20	16887-00-6	

REPORT OF LABORATORY ANALYSIS

This report shall not be reproduced, except in full,
without the written consent of Pace Analytical Services, LLC.

Pace Analytical Services, LLC
9800 Kincey Ave. Suite 100
Huntersville, NC 28078
(704)875-9092

ANALYTICAL RESULTS

Project: Plant Hammond AP-1
Pace Project No.: 92714158

Sample: HAM-MW-20 **Lab ID: 92714158005** Collected: 02/14/24 16:10 Received: 02/16/24 16:00 Matrix: Water

Parameters	Results	Units	Report Limit	MDL	DF	Prepared	Analyzed	CAS No.	Qual
300.0 IC Anions 28 Days	Analytical Method: EPA 300.0 Rev 2.1 1993 Pace Analytical Services - Asheville								
Fluoride	**0.060J**	mg/L	0.10	0.050	1		02/20/24 05:20	16984-48-8	
Sulfate	**104**	mg/L	2.0	1.0	2		02/20/24 17:12	14808-79-8	

REPORT OF LABORATORY ANALYSIS

This report shall not be reproduced, except in full,
without the written consent of Pace Analytical Services, LLC.

Pace Analytical Services, LLC
9800 Kincey Ave. Suite 100
Huntersville, NC 28078
(704)875-9092

ANALYTICAL RESULTS

Project: Plant Hammond AP-1
Pace Project No.: 92714158

Sample: HAM-MW-28D **Lab ID: 92714158006** Collected: 02/14/24 15:33 Received: 02/16/24 16:00 Matrix: Water

Parameters	Results	Units	Report Limit	MDL	DF	Prepared	Analyzed	CAS No.	Qual
6010D ATL ICP	Analytical Method: EPA 6010D Preparation Method: EPA 3010A Pace Analytical Services - Peachtree Corners, GA								
Iron	**0.044**	mg/L	0.040	0.025	1	02/20/24 19:04	03/01/24 17:17	7439-89-6	
Manganese	**0.098**	mg/L	0.040	0.011	1	02/20/24 19:04	03/01/24 17:17	7439-96-5	
Potassium	**1.1**	mg/L	0.50	0.15	1	02/20/24 19:04	03/01/24 17:17	7440-09-7	
Sodium	**13.3**	mg/L	1.0	0.58	1	02/20/24 19:04	03/01/24 17:17	7440-23-5	
Calcium	**70.3**	mg/L	1.0	0.12	1	02/20/24 19:04	03/01/24 17:17	7440-70-2	
Magnesium	**24.1**	mg/L	0.050	0.012	1	02/20/24 19:04	03/01/24 17:17	7439-95-4	
6020 MET ICPMS	Analytical Method: EPA 6020B Preparation Method: EPA 3005A Pace Analytical Services - Peachtree Corners, GA								
Antimony	ND	mg/L	0.0030	0.00054	1	02/20/24 14:39	02/21/24 18:47	7440-36-0	
Arsenic	ND	mg/L	0.0050	0.00084	1	02/20/24 14:39	02/21/24 18:47	7440-38-2	
Barium	**0.61**	mg/L	0.0050	0.00047	1	02/20/24 14:39	02/21/24 18:47	7440-39-3	
Beryllium	ND	mg/L	0.00050	0.000094	1	02/20/24 14:39	02/21/24 18:47	7440-41-7	
Boron	**0.41**	mg/L	0.040	0.012	1	02/20/24 14:39	02/21/24 18:47	7440-42-8	
Cadmium	ND	mg/L	0.00050	0.00010	1	02/20/24 14:39	02/21/24 18:47	7440-43-9	
Chromium	ND	mg/L	0.0050	0.0019	1	02/20/24 14:39	02/21/24 18:47	7440-47-3	
Cobalt	ND	mg/L	0.0050	0.00032	1	02/20/24 14:39	02/21/24 18:47	7440-48-4	
Lead	ND	mg/L	0.0010	0.00016	1	02/20/24 14:39	02/21/24 18:47	7439-92-1	
Lithium	**0.0078J**	mg/L	0.030	0.0016	1	02/20/24 14:39	02/21/24 18:47	7439-93-2	
Molybdenum	**0.0053J**	mg/L	0.010	0.00062	1	02/20/24 14:39	02/21/24 18:47	7439-98-7	
Selenium	ND	mg/L	0.0050	0.00096	1	02/20/24 14:39	02/21/24 18:47	7782-49-2	
Thallium	ND	mg/L	0.0010	0.00038	1	02/20/24 14:39	02/21/24 18:47	7440-28-0	
7470 Mercury	Analytical Method: EPA 7470A Preparation Method: EPA 7470A Pace Analytical Services - Peachtree Corners, GA								
Mercury	ND	mg/L	0.00020	0.00013	1	02/26/24 18:10	02/27/24 10:15	7439-97-6	
2540C Total Dissolved Solids	Analytical Method: SM 2540C-2015 Pace Analytical Services - Peachtree Corners, GA								
Total Dissolved Solids	**356**	mg/L	25.0	25.0	1		02/19/24 17:48		
2320B Alkalinity	Analytical Method: SM 2320B-2011 Pace Analytical Services - Asheville								
Alkalinity,Bicarbonate (CaCO3)	**211**	mg/L	5.0	5.0	1		02/21/24 12:58		
Alkalinity,Carbonate (CaCO3)	ND	mg/L	5.0	5.0	1		02/21/24 12:58		
Alkalinity, Total as CaCO3	**211**	mg/L	5.0	5.0	1		02/21/24 12:58		
4500S2D Sulfide Water	Analytical Method: SM 4500-S2D-2011 Pace Analytical Services - Asheville								
Sulfide	**0.18**	mg/L	0.10	0.022	1		02/21/24 03:19	18496-25-8	
300.0 IC Anions 28 Days	Analytical Method: EPA 300.0 Rev 2.1 1993 Pace Analytical Services - Asheville								
Chloride	**23.4**	mg/L	1.0	0.60	1		02/20/24 05:35	16887-00-6	

REPORT OF LABORATORY ANALYSIS

This report shall not be reproduced, except in full,
without the written consent of Pace Analytical Services, LLC.

Pace Analytical Services, LLC
9800 Kincey Ave. Suite 100
Huntersville, NC 28078
(704)875-9092

ANALYTICAL RESULTS

Project: Plant Hammond AP-1
Pace Project No.: 92714158

Sample: HAM-MW-28D **Lab ID: 92714158006** Collected: 02/14/24 15:33 Received: 02/16/24 16:00 Matrix: Water

Parameters	Results	Units	Report Limit	MDL	DF	Prepared	Analyzed	CAS No.	Qual
300.0 IC Anions 28 Days	Analytical Method: EPA 300.0 Rev 2.1 1993 Pace Analytical Services - Asheville								
Fluoride	**0.16**	mg/L	0.10	0.050	1		02/20/24 05:35	16984-48-8	
Sulfate	**61.6**	mg/L	1.0	0.50	1		02/20/24 05:35	14808-79-8	

REPORT OF LABORATORY ANALYSIS

This report shall not be reproduced, except in full,
without the written consent of Pace Analytical Services, LLC.

Pace Analytical Services, LLC
9800 Kincey Ave. Suite 100
Huntersville, NC 28078
(704)875-9092

ANALYTICAL RESULTS

Project: Plant Hammond AP-1
Pace Project No.: 92714158

Sample: HAM-MW-29 **Lab ID: 92714158007** Collected: 02/14/24 14:25 Received: 02/16/24 16:00 Matrix: Water

Parameters	Results	Units	Report Limit	MDL	DF	Prepared	Analyzed	CAS No.	Qual
6010D ATL ICP	Analytical Method: EPA 6010D Preparation Method: EPA 3010A Pace Analytical Services - Peachtree Corners, GA								
Iron	**0.064**	mg/L	0.040	0.025	1	02/20/24 19:04	03/01/24 17:20	7439-89-6	
Manganese	**0.89**	mg/L	0.040	0.011	1	02/20/24 19:04	03/01/24 17:20	7439-96-5	
Potassium	**1.1**	mg/L	0.50	0.15	1	02/20/24 19:04	03/01/24 17:20	7440-09-7	
Sodium	**11.5**	mg/L	1.0	0.58	1	02/20/24 19:04	03/01/24 17:20	7440-23-5	
Calcium	**146**	mg/L	1.0	0.12	1	02/20/24 19:04	03/01/24 17:20	7440-70-2	
Magnesium	**12.4**	mg/L	0.050	0.012	1	02/20/24 19:04	03/01/24 17:20	7439-95-4	
6020 MET ICPMS	Analytical Method: EPA 6020B Preparation Method: EPA 3005A Pace Analytical Services - Peachtree Corners, GA								
Antimony	ND	mg/L	0.0030	0.00054	1	02/20/24 14:39	02/21/24 18:51	7440-36-0	
Arsenic	ND	mg/L	0.0050	0.00084	1	02/20/24 14:39	02/21/24 18:51	7440-38-2	
Barium	**0.065**	mg/L	0.0050	0.00047	1	02/20/24 14:39	02/21/24 18:51	7440-39-3	
Beryllium	ND	mg/L	0.00050	0.000094	1	02/20/24 14:39	02/21/24 18:51	7440-41-7	
Boron	**1.1**	mg/L	0.040	0.012	1	02/20/24 14:39	02/21/24 18:51	7440-42-8	
Cadmium	**0.00053**	mg/L	0.00050	0.00010	1	02/20/24 14:39	02/21/24 18:51	7440-43-9	
Chromium	ND	mg/L	0.0050	0.0019	1	02/20/24 14:39	02/21/24 18:51	7440-47-3	
Cobalt	**0.00052J**	mg/L	0.0050	0.00032	1	02/20/24 14:39	02/21/24 18:51	7440-48-4	
Lead	ND	mg/L	0.0010	0.00016	1	02/20/24 14:39	02/21/24 18:51	7439-92-1	
Lithium	**0.0021J**	mg/L	0.030	0.0016	1	02/20/24 14:39	02/21/24 18:51	7439-93-2	
Molybdenum	**0.0020J**	mg/L	0.010	0.00062	1	02/20/24 14:39	02/21/24 18:51	7439-98-7	
Selenium	ND	mg/L	0.0050	0.00096	1	02/20/24 14:39	02/21/24 18:51	7782-49-2	
Thallium	ND	mg/L	0.0010	0.00038	1	02/20/24 14:39	02/21/24 18:51	7440-28-0	
7470 Mercury	Analytical Method: EPA 7470A Preparation Method: EPA 7470A Pace Analytical Services - Peachtree Corners, GA								
Mercury	ND	mg/L	0.00020	0.00013	1	02/26/24 18:10	02/27/24 10:17	7439-97-6	
2540C Total Dissolved Solids	Analytical Method: SM 2540C-2015 Pace Analytical Services - Peachtree Corners, GA								
Total Dissolved Solids	**612**	mg/L	25.0	25.0	1		02/19/24 17:48		
2320B Alkalinity	Analytical Method: SM 2320B-2011 Pace Analytical Services - Asheville								
Alkalinity,Bicarbonate (CaCO3)	**185**	mg/L	5.0	5.0	1		02/21/24 13:12		
Alkalinity,Carbonate (CaCO3)	ND	mg/L	5.0	5.0	1		02/21/24 13:12		
Alkalinity, Total as CaCO3	**185**	mg/L	5.0	5.0	1		02/21/24 13:12		
4500S2D Sulfide Water	Analytical Method: SM 4500-S2D-2011 Pace Analytical Services - Asheville								
Sulfide	ND	mg/L	0.10	0.022	1		02/21/24 03:20	18496-25-8	
300.0 IC Anions 28 Days	Analytical Method: EPA 300.0 Rev 2.1 1993 Pace Analytical Services - Asheville								
Chloride	**56.3**	mg/L	1.0	0.60	1		02/20/24 06:21	16887-00-6	

REPORT OF LABORATORY ANALYSIS

This report shall not be reproduced, except in full,
without the written consent of Pace Analytical Services, LLC.

Pace Analytical Services, LLC
9800 Kincey Ave. Suite 100
Huntersville, NC 28078
(704)875-9092

ANALYTICAL RESULTS

Project: Plant Hammond AP-1
Pace Project No.: 92714158

Sample: HAM-MW-29 **Lab ID: 92714158007** Collected: 02/14/24 14:25 Received: 02/16/24 16:00 Matrix: Water

Parameters	Results	Units	Report Limit	MDL	DF	Prepared	Analyzed	CAS No.	Qual
300.0 IC Anions 28 Days	Analytical Method: EPA 300.0 Rev 2.1 1993 Pace Analytical Services - Asheville								
Fluoride	**0.058J**	mg/L	0.10	0.050	1		02/20/24 06:21	16984-48-8	
Sulfate	**146**	mg/L	3.0	1.5	3		02/20/24 17:27	14808-79-8	

REPORT OF LABORATORY ANALYSIS

This report shall not be reproduced, except in full,
without the written consent of Pace Analytical Services, LLC.

Pace Analytical Services, LLC
9800 Kincey Ave. Suite 100
Huntersville, NC 28078
(704)875-9092

ANALYTICAL RESULTS

Project: Plant Hammond AP-1
Pace Project No.: 92714158

Sample: HAM-AP1-EB-01 **Lab ID: 92714158008** Collected: 02/14/24 17:00 Received: 02/16/24 16:00 Matrix: Water

Parameters	Results	Units	Report Limit	MDL	DF	Prepared	Analyzed	CAS No.	Qual
6010D ATL ICP	Analytical Method: EPA 6010D Preparation Method: EPA 3010A Pace Analytical Services - Peachtree Corners, GA								
Calcium	**0.26J**	mg/L	1.0	0.12	1	02/20/24 19:04	02/26/24 19:11	7440-70-2	
6020 MET ICPMS	Analytical Method: EPA 6020B Preparation Method: EPA 3005A Pace Analytical Services - Peachtree Corners, GA								
Antimony	ND	mg/L	0.0030	0.00054	1	02/20/24 14:39	02/21/24 18:55	7440-36-0	
Arsenic	ND	mg/L	0.0050	0.00084	1	02/20/24 14:39	02/21/24 18:55	7440-38-2	
Barium	ND	mg/L	0.0050	0.00047	1	02/20/24 14:39	02/21/24 18:55	7440-39-3	
Beryllium	ND	mg/L	0.00050	0.000094	1	02/20/24 14:39	02/21/24 18:55	7440-41-7	
Boron	ND	mg/L	0.040	0.012	1	02/20/24 14:39	02/21/24 18:55	7440-42-8	
Cadmium	ND	mg/L	0.00050	0.00010	1	02/20/24 14:39	02/21/24 18:55	7440-43-9	
Chromium	ND	mg/L	0.0050	0.0019	1	02/20/24 14:39	02/21/24 18:55	7440-47-3	
Cobalt	ND	mg/L	0.0050	0.00032	1	02/20/24 14:39	02/21/24 18:55	7440-48-4	
Lead	ND	mg/L	0.0010	0.00016	1	02/20/24 14:39	02/21/24 18:55	7439-92-1	
Lithium	ND	mg/L	0.030	0.0016	1	02/20/24 14:39	02/21/24 18:55	7439-93-2	
Molybdenum	ND	mg/L	0.010	0.00062	1	02/20/24 14:39	02/21/24 18:55	7439-98-7	
Selenium	ND	mg/L	0.0050	0.00096	1	02/20/24 14:39	02/21/24 18:55	7782-49-2	
Thallium	ND	mg/L	0.0010	0.00038	1	02/20/24 14:39	02/21/24 18:55	7440-28-0	
7470 Mercury	Analytical Method: EPA 7470A Preparation Method: EPA 7470A Pace Analytical Services - Peachtree Corners, GA								
Mercury	ND	mg/L	0.00020	0.00013	1	02/26/24 18:10	02/27/24 10:25	7439-97-6	
2540C Total Dissolved Solids	Analytical Method: SM 2540C-2015 Pace Analytical Services - Peachtree Corners, GA								
Total Dissolved Solids	**205**	mg/L	25.0	25.0	1		02/19/24 17:48		
300.0 IC Anions 28 Days	Analytical Method: EPA 300.0 Rev 2.1 1993 Pace Analytical Services - Asheville								
Chloride	ND	mg/L	1.0	0.60	1		02/20/24 00:59	16887-00-6	
Fluoride	ND	mg/L	0.10	0.050	1		02/20/24 00:59	16984-48-8	
Sulfate	ND	mg/L	1.0	0.50	1		02/20/24 00:59	14808-79-8	

REPORT OF LABORATORY ANALYSIS

This report shall not be reproduced, except in full,
without the written consent of Pace Analytical Services, LLC.

Pace Analytical Services, LLC
9800 Kincey Ave. Suite 100
Huntersville, NC 28078
(704)875-9092

ANALYTICAL RESULTS

Project: Plant Hammond AP-1
Pace Project No.: 92714158

Sample: HAM-AP1-FB-01 **Lab ID: 92714158009** Collected: 02/14/24 16:55 Received: 02/16/24 16:00 Matrix: Water

Parameters	Results	Units	Report Limit	MDL	DF	Prepared	Analyzed	CAS No.	Qual
6010D ATL ICP	Analytical Method: EPA 6010D Preparation Method: EPA 3010A Pace Analytical Services - Peachtree Corners, GA								
Calcium	ND	mg/L	1.0	0.12	1	02/20/24 19:04	02/26/24 19:13	7440-70-2	
6020 MET ICPMS	Analytical Method: EPA 6020B Preparation Method: EPA 3005A Pace Analytical Services - Peachtree Corners, GA								
Antimony	ND	mg/L	0.0030	0.00054	1	02/20/24 14:39	02/21/24 18:59	7440-36-0	
Arsenic	ND	mg/L	0.0050	0.00084	1	02/20/24 14:39	02/21/24 18:59	7440-38-2	
Barium	ND	mg/L	0.0050	0.00047	1	02/20/24 14:39	02/21/24 18:59	7440-39-3	
Beryllium	ND	mg/L	0.00050	0.000094	1	02/20/24 14:39	02/21/24 18:59	7440-41-7	
Boron	ND	mg/L	0.040	0.012	1	02/20/24 14:39	02/21/24 18:59	7440-42-8	
Cadmium	ND	mg/L	0.00050	0.00010	1	02/20/24 14:39	02/21/24 18:59	7440-43-9	
Chromium	ND	mg/L	0.0050	0.0019	1	02/20/24 14:39	02/21/24 18:59	7440-47-3	
Cobalt	ND	mg/L	0.0050	0.00032	1	02/20/24 14:39	02/21/24 18:59	7440-48-4	
Lead	ND	mg/L	0.0010	0.00016	1	02/20/24 14:39	02/21/24 18:59	7439-92-1	
Lithium	ND	mg/L	0.030	0.0016	1	02/20/24 14:39	02/21/24 18:59	7439-93-2	
Molybdenum	ND	mg/L	0.010	0.00062	1	02/20/24 14:39	02/21/24 18:59	7439-98-7	
Selenium	ND	mg/L	0.0050	0.00096	1	02/20/24 14:39	02/21/24 18:59	7782-49-2	
Thallium	ND	mg/L	0.0010	0.00038	1	02/20/24 14:39	02/21/24 18:59	7440-28-0	
7470 Mercury	Analytical Method: EPA 7470A Preparation Method: EPA 7470A Pace Analytical Services - Peachtree Corners, GA								
Mercury	ND	mg/L	0.00020	0.00013	1	02/26/24 18:10	02/27/24 10:28	7439-97-6	
2540C Total Dissolved Solids	Analytical Method: SM 2540C-2015 Pace Analytical Services - Peachtree Corners, GA								
Total Dissolved Solids	ND	mg/L	25.0	25.0	1		02/19/24 17:49		
300.0 IC Anions 28 Days	Analytical Method: EPA 300.0 Rev 2.1 1993 Pace Analytical Services - Asheville								
Chloride	ND	mg/L	1.0	0.60	1		02/20/24 01:30	16887-00-6	
Fluoride	ND	mg/L	0.10	0.050	1		02/20/24 01:30	16984-48-8	
Sulfate	ND	mg/L	1.0	0.50	1		02/20/24 01:30	14808-79-8	

REPORT OF LABORATORY ANALYSIS

This report shall not be reproduced, except in full,
without the written consent of Pace Analytical Services, LLC.

Pace Analytical Services, LLC
9800 Kincey Ave. Suite 100
Huntersville, NC 28078
(704)875-9092

ANALYTICAL RESULTS

Project: Plant Hammond AP-1
Pace Project No.: 92714158

Sample: HAM-AP1-FD-01 **Lab ID: 92714158010** Collected: 02/14/24 00:00 Received: 02/16/24 16:00 Matrix: Water

Parameters	Results	Units	Report Limit	MDL	DF	Prepared	Analyzed	CAS No.	Qual
6010D ATL ICP	Analytical Method: EPA 6010D Preparation Method: EPA 3010A Pace Analytical Services - Peachtree Corners, GA								
Iron	**0.095**	mg/L	0.040	0.025	1	02/20/24 19:04	03/01/24 17:23	7439-89-6	
Manganese	**0.87**	mg/L	0.040	0.011	1	02/20/24 19:04	03/01/24 17:23	7439-96-5	
Potassium	**1.1**	mg/L	0.50	0.15	1	02/20/24 19:04	03/01/24 17:23	7440-09-7	
Sodium	**11.1**	mg/L	1.0	0.58	1	02/20/24 19:04	03/01/24 17:23	7440-23-5	
Calcium	**140**	mg/L	1.0	0.12	1	02/20/24 19:04	03/01/24 17:23	7440-70-2	
Magnesium	**11.9**	mg/L	0.050	0.012	1	02/20/24 19:04	03/01/24 17:23	7439-95-4	
6020 MET ICPMS	Analytical Method: EPA 6020B Preparation Method: EPA 3005A Pace Analytical Services - Peachtree Corners, GA								
Antimony	ND	mg/L	0.0030	0.00054	1	02/20/24 14:39	02/21/24 19:02	7440-36-0	
Arsenic	ND	mg/L	0.0050	0.00084	1	02/20/24 14:39	02/21/24 19:02	7440-38-2	
Barium	**0.062**	mg/L	0.0050	0.00047	1	02/20/24 14:39	02/21/24 19:02	7440-39-3	
Beryllium	ND	mg/L	0.00050	0.000094	1	02/20/24 14:39	02/21/24 19:02	7440-41-7	
Boron	**1.1**	mg/L	0.040	0.012	1	02/20/24 14:39	02/21/24 19:02	7440-42-8	
Cadmium	**0.00058**	mg/L	0.00050	0.00010	1	02/20/24 14:39	02/21/24 19:02	7440-43-9	
Chromium	ND	mg/L	0.0050	0.0019	1	02/20/24 14:39	02/21/24 19:02	7440-47-3	
Cobalt	**0.00051J**	mg/L	0.0050	0.00032	1	02/20/24 14:39	02/21/24 19:02	7440-48-4	
Lead	ND	mg/L	0.0010	0.00016	1	02/20/24 14:39	02/21/24 19:02	7439-92-1	
Lithium	**0.0020J**	mg/L	0.030	0.0016	1	02/20/24 14:39	02/21/24 19:02	7439-93-2	
Molybdenum	**0.0019J**	mg/L	0.010	0.00062	1	02/20/24 14:39	02/21/24 19:02	7439-98-7	
Selenium	ND	mg/L	0.0050	0.00096	1	02/20/24 14:39	02/21/24 19:02	7782-49-2	
Thallium	ND	mg/L	0.0010	0.00038	1	02/20/24 14:39	02/21/24 19:02	7440-28-0	
7470 Mercury	Analytical Method: EPA 7470A Preparation Method: EPA 7470A Pace Analytical Services - Peachtree Corners, GA								
Mercury	**0.00021**	mg/L	0.00020	0.00013	1	02/26/24 18:10	02/27/24 10:30	7439-97-6	
2540C Total Dissolved Solids	Analytical Method: SM 2540C-2015 Pace Analytical Services - Peachtree Corners, GA								
Total Dissolved Solids	**545**	mg/L	25.0	25.0	1		02/19/24 17:49		
2320B Alkalinity	Analytical Method: SM 2320B-2011 Pace Analytical Services - Asheville								
Alkalinity,Bicarbonate (CaCO3)	**187**	mg/L	5.0	5.0	1		02/21/24 13:24		
Alkalinity,Carbonate (CaCO3)	ND	mg/L	5.0	5.0	1		02/21/24 13:24		
Alkalinity, Total as CaCO3	**187**	mg/L	5.0	5.0	1		02/21/24 13:24		
4500S2D Sulfide Water	Analytical Method: SM 4500-S2D-2011 Pace Analytical Services - Asheville								
Sulfide	ND	mg/L	0.10	0.022	1		02/21/24 03:20	18496-25-8	
300.0 IC Anions 28 Days	Analytical Method: EPA 300.0 Rev 2.1 1993 Pace Analytical Services - Asheville								
Chloride	**56.3**	mg/L	1.0	0.60	1		02/20/24 07:07	16887-00-6	M1

REPORT OF LABORATORY ANALYSIS

This report shall not be reproduced, except in full,
without the written consent of Pace Analytical Services, LLC.

Pace Analytical Services, LLC
9800 Kincey Ave. Suite 100
Huntersville, NC 28078
(704)875-9092

ANALYTICAL RESULTS

Project: Plant Hammond AP-1
Pace Project No.: 92714158

Sample: HAM-AP1-FD-01 **Lab ID: 92714158010** Collected: 02/14/24 00:00 Received: 02/16/24 16:00 Matrix: Water

Parameters	Results	Units	Report Limit	MDL	DF	Prepared	Analyzed	CAS No.	Qual
300.0 IC Anions 28 Days	Analytical Method: EPA 300.0 Rev 2.1 1993 Pace Analytical Services - Asheville								
Fluoride	**0.057J**	mg/L	0.10	0.050	1		02/20/24 07:07	16984-48-8	
Sulfate	**146**	mg/L	3.0	1.5	3		02/20/24 17:42	14808-79-8	M1

REPORT OF LABORATORY ANALYSIS

This report shall not be reproduced, except in full,
without the written consent of Pace Analytical Services, LLC.

Pace Analytical Services, LLC
9800 Kincey Ave. Suite 100
Huntersville, NC 28078
(704)875-9092

ANALYTICAL RESULTS

Project: Plant Hammond AP-1
Pace Project No.: 92714158

Sample: HAM-HGWC-09 **Lab ID: 92714158011** Collected: 02/15/24 16:44 Received: 02/16/24 16:00 Matrix: Water

Parameters	Results	Units	Report Limit	MDL	DF	Prepared	Analyzed	CAS No.	Qual
6010D ATL ICP	Analytical Method: EPA 6010D Preparation Method: EPA 3010A Pace Analytical Services - Peachtree Corners, GA								
Iron	**0.096**	mg/L	0.040	0.025	1	02/20/24 19:04	03/01/24 17:26	7439-89-6	
Manganese	**0.48**	mg/L	0.040	0.011	1	02/20/24 19:04	03/01/24 17:26	7439-96-5	
Potassium	**3.2**	mg/L	0.50	0.15	1	02/20/24 19:04	03/01/24 17:26	7440-09-7	
Sodium	**12.8**	mg/L	1.0	0.58	1	02/20/24 19:04	03/01/24 17:26	7440-23-5	
Calcium	**148**	mg/L	1.0	0.12	1	02/20/24 19:04	03/01/24 17:26	7440-70-2	
Magnesium	**17.7**	mg/L	0.050	0.012	1	02/20/24 19:04	03/01/24 17:26	7439-95-4	
6020 MET ICPMS	Analytical Method: EPA 6020B Preparation Method: EPA 3005A Pace Analytical Services - Peachtree Corners, GA								
Antimony	ND	mg/L	0.0030	0.00054	1	02/20/24 14:39	02/21/24 19:06	7440-36-0	
Arsenic	ND	mg/L	0.0050	0.00084	1	02/20/24 14:39	02/21/24 19:06	7440-38-2	
Barium	**0.054**	mg/L	0.0050	0.00047	1	02/20/24 14:39	02/21/24 19:06	7440-39-3	
Beryllium	ND	mg/L	0.00050	0.000094	1	02/20/24 14:39	02/21/24 19:06	7440-41-7	
Boron	**2.1**	mg/L	0.040	0.012	1	02/20/24 14:39	02/21/24 19:06	7440-42-8	
Cadmium	ND	mg/L	0.00050	0.00010	1	02/20/24 14:39	02/21/24 19:06	7440-43-9	
Chromium	ND	mg/L	0.0050	0.0019	1	02/20/24 14:39	02/21/24 19:06	7440-47-3	
Cobalt	**0.0010J**	mg/L	0.0050	0.00032	1	02/20/24 14:39	02/21/24 19:06	7440-48-4	
Lead	ND	mg/L	0.0010	0.00016	1	02/20/24 14:39	02/21/24 19:06	7439-92-1	
Lithium	**0.0031J**	mg/L	0.030	0.0016	1	02/20/24 14:39	02/21/24 19:06	7439-93-2	
Molybdenum	**0.010**	mg/L	0.010	0.00062	1	02/20/24 14:39	02/21/24 19:06	7439-98-7	
Selenium	ND	mg/L	0.0050	0.00096	1	02/20/24 14:39	02/21/24 19:06	7782-49-2	
Thallium	ND	mg/L	0.0010	0.00038	1	02/20/24 14:39	02/21/24 19:06	7440-28-0	
7470 Mercury	Analytical Method: EPA 7470A Preparation Method: EPA 7470A Pace Analytical Services - Peachtree Corners, GA								
Mercury	ND	mg/L	0.00020	0.00013	1	02/26/24 18:10	02/27/24 10:33	7439-97-6	
2540C Total Dissolved Solids	Analytical Method: SM 2540C-2015 Pace Analytical Services - Peachtree Corners, GA								
Total Dissolved Solids	**663**	mg/L	25.0	25.0	1		02/20/24 12:58		
2320B Alkalinity	Analytical Method: SM 2320B-2011 Pace Analytical Services - Asheville								
Alkalinity,Bicarbonate (CaCO3)	**142**	mg/L	5.0	5.0	1		02/21/24 20:42		
Alkalinity,Carbonate (CaCO3)	ND	mg/L	5.0	5.0	1		02/21/24 20:42		
Alkalinity, Total as CaCO3	**142**	mg/L	5.0	5.0	1		02/21/24 20:42		
4500S2D Sulfide Water	Analytical Method: SM 4500-S2D-2011 Pace Analytical Services - Asheville								
Sulfide	ND	mg/L	0.10	0.022	1		02/21/24 03:28	18496-25-8	
300.0 IC Anions 28 Days	Analytical Method: EPA 300.0 Rev 2.1 1993 Pace Analytical Services - Asheville								
Chloride	**83.2**	mg/L	1.0	0.60	1		02/20/24 07:53	16887-00-6	

REPORT OF LABORATORY ANALYSIS

This report shall not be reproduced, except in full,
without the written consent of Pace Analytical Services, LLC.

Pace Analytical Services, LLC
9800 Kincey Ave. Suite 100
Huntersville, NC 28078
(704)875-9092

ANALYTICAL RESULTS

Project: Plant Hammond AP-1
Pace Project No.: 92714158

Sample: HAM-HGWC-09 **Lab ID: 92714158011** Collected: 02/15/24 16:44 Received: 02/16/24 16:00 Matrix: Water

Parameters	Results	Units	Report Limit	MDL	DF	Prepared	Analyzed	CAS No.	Qual
300.0 IC Anions 28 Days	Analytical Method: EPA 300.0 Rev 2.1 1993 Pace Analytical Services - Asheville								
Fluoride	**0.087J**	mg/L	0.10	0.050	1		02/20/24 07:53	16984-48-8	
Sulfate	**199**	mg/L	4.0	2.0	4		02/20/24 18:58	14808-79-8	

REPORT OF LABORATORY ANALYSIS

This report shall not be reproduced, except in full,
without the written consent of Pace Analytical Services, LLC.

Pace Analytical Services, LLC
9800 Kincey Ave. Suite 100
Huntersville, NC 28078
(704)875-9092

ANALYTICAL RESULTS

Project: Plant Hammond AP-1
Pace Project No.: 92714158

Sample: HAM-HGWC-10 **Lab ID: 92714158012** Collected: 02/15/24 14:57 Received: 02/16/24 16:00 Matrix: Water

Parameters	Results	Units	Report Limit	MDL	DF	Prepared	Analyzed	CAS No.	Qual
6010D ATL ICP	Analytical Method: EPA 6010D Preparation Method: EPA 3010A Pace Analytical Services - Peachtree Corners, GA								
Iron	ND	mg/L	0.040	0.025	1	02/20/24 19:04	03/01/24 17:29	7439-89-6	
Manganese	ND	mg/L	0.040	0.011	1	02/20/24 19:04	03/01/24 17:29	7439-96-5	
Potassium	**4.6**	mg/L	0.50	0.15	1	02/20/24 19:04	03/01/24 17:29	7440-09-7	
Sodium	**3.7**	mg/L	1.0	0.58	1	02/20/24 19:04	03/01/24 17:29	7440-23-5	
Calcium	**68.4**	mg/L	1.0	0.12	1	02/20/24 19:04	03/01/24 17:29	7440-70-2	
Magnesium	**4.4**	mg/L	0.050	0.012	1	02/20/24 19:04	03/01/24 17:29	7439-95-4	
6020 MET ICPMS	Analytical Method: EPA 6020B Preparation Method: EPA 3005A Pace Analytical Services - Peachtree Corners, GA								
Antimony	ND	mg/L	0.0030	0.00054	1	02/20/24 14:39	02/21/24 19:17	7440-36-0	
Arsenic	ND	mg/L	0.0050	0.00084	1	02/20/24 14:39	02/21/24 19:17	7440-38-2	
Barium	**0.048**	mg/L	0.0050	0.00047	1	02/20/24 14:39	02/21/24 19:17	7440-39-3	
Beryllium	ND	mg/L	0.00050	0.000094	1	02/20/24 14:39	02/21/24 19:17	7440-41-7	
Boron	**0.089**	mg/L	0.040	0.012	1	02/20/24 14:39	02/21/24 19:17	7440-42-8	
Cadmium	ND	mg/L	0.00050	0.00010	1	02/20/24 14:39	02/21/24 19:17	7440-43-9	
Chromium	ND	mg/L	0.0050	0.0019	1	02/20/24 14:39	02/21/24 19:17	7440-47-3	
Cobalt	ND	mg/L	0.0050	0.00032	1	02/20/24 14:39	02/21/24 19:17	7440-48-4	
Lead	ND	mg/L	0.0010	0.00016	1	02/20/24 14:39	02/21/24 19:17	7439-92-1	
Lithium	ND	mg/L	0.030	0.0016	1	02/20/24 14:39	02/21/24 19:17	7439-93-2	
Molybdenum	ND	mg/L	0.010	0.00062	1	02/20/24 14:39	02/21/24 19:17	7439-98-7	
Selenium	**0.0038J**	mg/L	0.0050	0.00096	1	02/20/24 14:39	02/21/24 19:17	7782-49-2	
Thallium	ND	mg/L	0.0010	0.00038	1	02/20/24 14:39	02/21/24 19:17	7440-28-0	
7470 Mercury	Analytical Method: EPA 7470A Preparation Method: EPA 7470A Pace Analytical Services - Peachtree Corners, GA								
Mercury	ND	mg/L	0.00020	0.00013	1	02/26/24 18:10	02/27/24 10:36	7439-97-6	
2540C Total Dissolved Solids	Analytical Method: SM 2540C-2015 Pace Analytical Services - Peachtree Corners, GA								
Total Dissolved Solids	**229**	mg/L	25.0	25.0	1		02/20/24 12:59		
2320B Alkalinity	Analytical Method: SM 2320B-2011 Pace Analytical Services - Asheville								
Alkalinity,Bicarbonate (CaCO3)	**131**	mg/L	5.0	5.0	1		02/21/24 20:52		
Alkalinity,Carbonate (CaCO3)	ND	mg/L	5.0	5.0	1		02/21/24 20:52		
Alkalinity, Total as CaCO3	**131**	mg/L	5.0	5.0	1		02/21/24 20:52		
4500S2D Sulfide Water	Analytical Method: SM 4500-S2D-2011 Pace Analytical Services - Asheville								
Sulfide	ND	mg/L	0.10	0.022	1		02/21/24 03:29	18496-25-8	
300.0 IC Anions 28 Days	Analytical Method: EPA 300.0 Rev 2.1 1993 Pace Analytical Services - Asheville								
Chloride	**2.6**	mg/L	1.0	0.60	1		02/20/24 08:08	16887-00-6	

REPORT OF LABORATORY ANALYSIS

This report shall not be reproduced, except in full,
without the written consent of Pace Analytical Services, LLC.

Pace Analytical Services, LLC
9800 Kincey Ave. Suite 100
Huntersville, NC 28078
(704)875-9092

ANALYTICAL RESULTS

Project: Plant Hammond AP-1
Pace Project No.: 92714158

Sample: HAM-HGWC-10 **Lab ID: 92714158012** Collected: 02/15/24 14:57 Received: 02/16/24 16:00 Matrix: Water

Parameters	Results	Units	Report Limit	MDL	DF	Prepared	Analyzed	CAS No.	Qual
300.0 IC Anions 28 Days	Analytical Method: EPA 300.0 Rev 2.1 1993 Pace Analytical Services - Asheville								
Fluoride	**0.12**	mg/L	0.10	0.050	1		02/20/24 08:08	16984-48-8	
Sulfate	**51.2**	mg/L	1.0	0.50	1		02/20/24 08:08	14808-79-8	

REPORT OF LABORATORY ANALYSIS

This report shall not be reproduced, except in full,
without the written consent of Pace Analytical Services, LLC.

Pace Analytical Services, LLC
9800 Kincey Ave. Suite 100
Huntersville, NC 28078
(704)875-9092

ANALYTICAL RESULTS

Project: Plant Hammond AP-1
Pace Project No.: 92714158

Sample: HAM-HGWC-11 **Lab ID: 92714158013** Collected: 02/15/24 10:06 Received: 02/16/24 16:00 Matrix: Water

Parameters	Results	Units	Report Limit	MDL	DF	Prepared	Analyzed	CAS No.	Qual
6010D ATL ICP	Analytical Method: EPA 6010D Preparation Method: EPA 3010A Pace Analytical Services - Peachtree Corners, GA								
Iron	**0.032J**	mg/L	0.040	0.025	1	02/20/24 19:04	03/01/24 17:31	7439-89-6	
Manganese	**0.013J**	mg/L	0.040	0.011	1	02/20/24 19:04	03/01/24 17:31	7439-96-5	
Potassium	**3.7**	mg/L	0.50	0.15	1	02/20/24 19:04	03/01/24 17:31	7440-09-7	
Sodium	**5.5**	mg/L	1.0	0.58	1	02/20/24 19:04	03/01/24 17:31	7440-23-5	
Calcium	**125**	mg/L	1.0	0.12	1	02/20/24 19:04	03/01/24 17:31	7440-70-2	
Magnesium	**14.1**	mg/L	0.050	0.012	1	02/20/24 19:04	03/01/24 17:31	7439-95-4	
6020 MET ICPMS	Analytical Method: EPA 6020B Preparation Method: EPA 3005A Pace Analytical Services - Peachtree Corners, GA								
Antimony	ND	mg/L	0.0030	0.00054	1	02/20/24 14:39	02/21/24 19:21	7440-36-0	
Arsenic	ND	mg/L	0.0050	0.00084	1	02/20/24 14:39	02/21/24 19:21	7440-38-2	
Barium	**0.037**	mg/L	0.0050	0.00047	1	02/20/24 14:39	02/21/24 19:21	7440-39-3	
Beryllium	ND	mg/L	0.00050	0.000094	1	02/20/24 14:39	02/21/24 19:21	7440-41-7	
Boron	**0.85**	mg/L	0.040	0.012	1	02/20/24 14:39	02/21/24 19:21	7440-42-8	
Cadmium	ND	mg/L	0.00050	0.00010	1	02/20/24 14:39	02/21/24 19:21	7440-43-9	
Chromium	ND	mg/L	0.0050	0.0019	1	02/20/24 14:39	02/21/24 19:21	7440-47-3	
Cobalt	ND	mg/L	0.0050	0.00032	1	02/20/24 14:39	02/21/24 19:21	7440-48-4	
Lead	ND	mg/L	0.0010	0.00016	1	02/20/24 14:39	02/21/24 19:21	7439-92-1	
Lithium	ND	mg/L	0.030	0.0016	1	02/20/24 14:39	02/21/24 19:21	7439-93-2	
Molybdenum	**0.029**	mg/L	0.010	0.00062	1	02/20/24 14:39	02/21/24 19:21	7439-98-7	
Selenium	**0.0063**	mg/L	0.0050	0.00096	1	02/20/24 14:39	02/21/24 19:21	7782-49-2	
Thallium	ND	mg/L	0.0010	0.00038	1	02/20/24 14:39	02/21/24 19:21	7440-28-0	
7470 Mercury	Analytical Method: EPA 7470A Preparation Method: EPA 7470A Pace Analytical Services - Peachtree Corners, GA								
Mercury	ND	mg/L	0.00020	0.00013	1	02/26/24 18:10	02/27/24 10:38	7439-97-6	
2540C Total Dissolved Solids	Analytical Method: SM 2540C-2015 Pace Analytical Services - Peachtree Corners, GA								
Total Dissolved Solids	**491**	mg/L	25.0	25.0	1		02/20/24 12:59		
2320B Alkalinity	Analytical Method: SM 2320B-2011 Pace Analytical Services - Asheville								
Alkalinity,Bicarbonate (CaCO3)	**131**	mg/L	5.0	5.0	1		02/21/24 21:12		
Alkalinity,Carbonate (CaCO3)	ND	mg/L	5.0	5.0	1		02/21/24 21:12		
Alkalinity, Total as CaCO3	**131**	mg/L	5.0	5.0	1		02/21/24 21:12		
4500S2D Sulfide Water	Analytical Method: SM 4500-S2D-2011 Pace Analytical Services - Asheville								
Sulfide	ND	mg/L	0.10	0.022	1		02/21/24 03:29	18496-25-8	
300.0 IC Anions 28 Days	Analytical Method: EPA 300.0 Rev 2.1 1993 Pace Analytical Services - Asheville								
Chloride	**14.5**	mg/L	1.0	0.60	1		02/20/24 08:24	16887-00-6	

REPORT OF LABORATORY ANALYSIS

This report shall not be reproduced, except in full,
without the written consent of Pace Analytical Services, LLC.

Pace Analytical Services, LLC
9800 Kincey Ave. Suite 100
Huntersville, NC 28078
(704)875-9092

ANALYTICAL RESULTS

Project: Plant Hammond AP-1
Pace Project No.: 92714158

Sample: HAM-HGWC-11 **Lab ID: 92714158013** Collected: 02/15/24 10:06 Received: 02/16/24 16:00 Matrix: Water

Parameters	Results	Units	Report Limit	MDL	DF	Prepared	Analyzed	CAS No.	Qual
300.0 IC Anions 28 Days	Analytical Method: EPA 300.0 Rev 2.1 1993 Pace Analytical Services - Asheville								
Fluoride	**0.21**	mg/L	0.10	0.050	1		02/20/24 08:24	16984-48-8	
Sulfate	**208**	mg/L	5.0	2.5	5		02/20/24 19:13	14808-79-8	

REPORT OF LABORATORY ANALYSIS

This report shall not be reproduced, except in full,
without the written consent of Pace Analytical Services, LLC.

Pace Analytical Services, LLC
9800 Kincey Ave. Suite 100
Huntersville, NC 28078
(704)875-9092

ANALYTICAL RESULTS

Project: Plant Hammond AP-1
Pace Project No.: 92714158

Sample: HAM-HGWC-12 **Lab ID: 92714158014** Collected: 02/15/24 11:35 Received: 02/16/24 16:00 Matrix: Water

Parameters	Results	Units	Report Limit	MDL	DF	Prepared	Analyzed	CAS No.	Qual
6010D ATL ICP	Analytical Method: EPA 6010D Preparation Method: EPA 3010A Pace Analytical Services - Peachtree Corners, GA								
Iron	**0.055**	mg/L	0.040	0.025	1	02/20/24 19:04	03/01/24 17:34	7439-89-6	
Manganese	**1.6**	mg/L	0.040	0.011	1	02/20/24 19:04	03/01/24 17:34	7439-96-5	
Potassium	**7.6**	mg/L	0.50	0.15	1	02/20/24 19:04	03/01/24 17:34	7440-09-7	
Sodium	**9.0**	mg/L	1.0	0.58	1	02/20/24 19:04	03/01/24 17:34	7440-23-5	
Calcium	**171**	mg/L	1.0	0.12	1	02/20/24 19:04	03/01/24 17:34	7440-70-2	
Magnesium	**16.6**	mg/L	0.050	0.012	1	02/20/24 19:04	03/01/24 17:34	7439-95-4	
6020 MET ICPMS	Analytical Method: EPA 6020B Preparation Method: EPA 3005A Pace Analytical Services - Peachtree Corners, GA								
Antimony	ND	mg/L	0.0030	0.00054	1	02/20/24 14:39	02/21/24 19:25	7440-36-0	
Arsenic	**0.0027J**	mg/L	0.0050	0.00084	1	02/20/24 14:39	02/21/24 19:25	7440-38-2	
Barium	**0.068**	mg/L	0.0050	0.00047	1	02/20/24 14:39	02/21/24 19:25	7440-39-3	
Beryllium	ND	mg/L	0.00050	0.000094	1	02/20/24 14:39	02/21/24 19:25	7440-41-7	
Boron	**1.8**	mg/L	0.040	0.012	1	02/20/24 14:39	02/21/24 19:25	7440-42-8	
Cadmium	ND	mg/L	0.00050	0.00010	1	02/20/24 14:39	02/21/24 19:25	7440-43-9	
Chromium	ND	mg/L	0.0050	0.0019	1	02/20/24 14:39	02/21/24 19:25	7440-47-3	
Cobalt	**0.0013J**	mg/L	0.0050	0.00032	1	02/20/24 14:39	02/21/24 19:25	7440-48-4	
Lead	ND	mg/L	0.0010	0.00016	1	02/20/24 14:39	02/21/24 19:25	7439-92-1	
Lithium	**0.0080J**	mg/L	0.030	0.0016	1	02/20/24 14:39	02/21/24 19:25	7439-93-2	
Molybdenum	**0.046**	mg/L	0.010	0.00062	1	02/20/24 14:39	02/21/24 19:25	7439-98-7	
Selenium	ND	mg/L	0.0050	0.00096	1	02/20/24 14:39	02/21/24 19:25	7782-49-2	
Thallium	ND	mg/L	0.0010	0.00038	1	02/20/24 14:39	02/21/24 19:25	7440-28-0	
7470 Mercury	Analytical Method: EPA 7470A Preparation Method: EPA 7470A Pace Analytical Services - Peachtree Corners, GA								
Mercury	ND	mg/L	0.00020	0.00013	1	02/26/24 18:10	02/27/24 10:41	7439-97-6	
2540C Total Dissolved Solids	Analytical Method: SM 2540C-2015 Pace Analytical Services - Peachtree Corners, GA								
Total Dissolved Solids	**660**	mg/L	25.0	25.0	1		02/20/24 12:59		
2320B Alkalinity	Analytical Method: SM 2320B-2011 Pace Analytical Services - Asheville								
Alkalinity,Bicarbonate (CaCO3)	**195**	mg/L	5.0	5.0	1		02/21/24 21:22		
Alkalinity,Carbonate (CaCO3)	ND	mg/L	5.0	5.0	1		02/21/24 21:22		
Alkalinity, Total as CaCO3	**195**	mg/L	5.0	5.0	1		02/21/24 21:22		
4500S2D Sulfide Water	Analytical Method: SM 4500-S2D-2011 Pace Analytical Services - Asheville								
Sulfide	ND	mg/L	0.10	0.022	1		02/21/24 03:30	18496-25-8	
300.0 IC Anions 28 Days	Analytical Method: EPA 300.0 Rev 2.1 1993 Pace Analytical Services - Asheville								
Chloride	**37.7**	mg/L	1.0	0.60	1		02/20/24 08:39	16887-00-6	

REPORT OF LABORATORY ANALYSIS

This report shall not be reproduced, except in full,
without the written consent of Pace Analytical Services, LLC.

Pace Analytical Services, LLC
9800 Kincey Ave. Suite 100
Huntersville, NC 28078
(704)875-9092

ANALYTICAL RESULTS

Project: Plant Hammond AP-1
Pace Project No.: 92714158

Sample: HAM-HGWC-12 **Lab ID: 92714158014** Collected: 02/15/24 11:35 Received: 02/16/24 16:00 Matrix: Water

Parameters	Results	Units	Report Limit	MDL	DF	Prepared	Analyzed	CAS No.	Qual
300.0 IC Anions 28 Days	Analytical Method: EPA 300.0 Rev 2.1 1993 Pace Analytical Services - Asheville								
Fluoride	**0.19**	mg/L	0.10	0.050	1		02/20/24 08:39	16984-48-8	
Sulfate	**240**	mg/L	5.0	2.5	5		02/20/24 19:28	14808-79-8	

REPORT OF LABORATORY ANALYSIS

This report shall not be reproduced, except in full,
without the written consent of Pace Analytical Services, LLC.

Pace Analytical Services, LLC
9800 Kincey Ave. Suite 100
Huntersville, NC 28078
(704)875-9092

ANALYTICAL RESULTS

Project: Plant Hammond AP-1
Pace Project No.: 92714158

Sample: HAM-MW-5 **Lab ID: 92714158015** Collected: 02/15/24 10:00 Received: 02/16/24 16:00 Matrix: Water

Parameters	Results	Units	Report Limit	MDL	DF	Prepared	Analyzed	CAS No.	Qual
6010D ATL ICP	Analytical Method: EPA 6010D Preparation Method: EPA 3010A Pace Analytical Services - Peachtree Corners, GA								
Iron	ND	mg/L	0.040	0.025	1	02/20/24 19:04	03/01/24 20:15	7439-89-6	
Manganese	ND	mg/L	0.040	0.011	1	02/20/24 19:04	03/01/24 20:15	7439-96-5	
Potassium	**0.84**	mg/L	0.50	0.15	1	02/20/24 19:04	03/01/24 20:15	7440-09-7	
Sodium	**14.5**	mg/L	1.0	0.58	1	02/20/24 19:04	03/01/24 20:15	7440-23-5	
Calcium	**72.9**	mg/L	1.0	0.12	1	02/20/24 19:04	03/01/24 20:15	7440-70-2	
Magnesium	**8.5**	mg/L	0.050	0.012	1	02/20/24 19:04	03/01/24 20:15	7439-95-4	
6020 MET ICPMS	Analytical Method: EPA 6020B Preparation Method: EPA 3005A Pace Analytical Services - Peachtree Corners, GA								
Antimony	ND	mg/L	0.0030	0.00054	1	02/20/24 14:39	02/21/24 19:28	7440-36-0	
Arsenic	ND	mg/L	0.0050	0.00084	1	02/20/24 14:39	02/21/24 19:28	7440-38-2	
Barium	**0.039**	mg/L	0.0050	0.00047	1	02/20/24 14:39	02/21/24 19:28	7440-39-3	
Beryllium	ND	mg/L	0.00050	0.000094	1	02/20/24 14:39	02/21/24 19:28	7440-41-7	
Boron	**0.046**	mg/L	0.040	0.012	1	02/20/24 14:39	02/21/24 19:28	7440-42-8	
Cadmium	ND	mg/L	0.00050	0.00010	1	02/20/24 14:39	02/21/24 19:28	7440-43-9	
Chromium	**0.0029J**	mg/L	0.0050	0.0019	1	02/20/24 14:39	02/21/24 19:28	7440-47-3	
Cobalt	ND	mg/L	0.0050	0.00032	1	02/20/24 14:39	02/21/24 19:28	7440-48-4	
Lead	ND	mg/L	0.0010	0.00016	1	02/20/24 14:39	02/21/24 19:28	7439-92-1	
Lithium	ND	mg/L	0.030	0.0016	1	02/20/24 14:39	02/21/24 19:28	7439-93-2	
Molybdenum	ND	mg/L	0.010	0.00062	1	02/20/24 14:39	02/21/24 19:28	7439-98-7	
Selenium	**0.0043J**	mg/L	0.0050	0.00096	1	02/20/24 14:39	02/21/24 19:28	7782-49-2	
Thallium	ND	mg/L	0.0010	0.00038	1	02/20/24 14:39	02/21/24 19:28	7440-28-0	
7470 Mercury	Analytical Method: EPA 7470A Preparation Method: EPA 7470A Pace Analytical Services - Peachtree Corners, GA								
Mercury	ND	mg/L	0.00020	0.00013	1	02/26/24 18:10	02/27/24 10:44	7439-97-6	
2540C Total Dissolved Solids	Analytical Method: SM 2540C-2015 Pace Analytical Services - Peachtree Corners, GA								
Total Dissolved Solids	**328**	mg/L	25.0	25.0	1		02/20/24 13:00		
2320B Alkalinity	Analytical Method: SM 2320B-2011 Pace Analytical Services - Asheville								
Alkalinity,Bicarbonate (CaCO3)	**127**	mg/L	5.0	5.0	1		02/21/24 21:35		
Alkalinity,Carbonate (CaCO3)	ND	mg/L	5.0	5.0	1		02/21/24 21:35		
Alkalinity, Total as CaCO3	**127**	mg/L	5.0	5.0	1		02/21/24 21:35		
4500S2D Sulfide Water	Analytical Method: SM 4500-S2D-2011 Pace Analytical Services - Asheville								
Sulfide	ND	mg/L	0.10	0.022	1		02/21/24 03:30	18496-25-8	
300.0 IC Anions 28 Days	Analytical Method: EPA 300.0 Rev 2.1 1993 Pace Analytical Services - Asheville								
Chloride	**0.95J**	mg/L	1.0	0.60	1		02/20/24 09:25	16887-00-6	

REPORT OF LABORATORY ANALYSIS

This report shall not be reproduced, except in full,
without the written consent of Pace Analytical Services, LLC.

Pace Analytical Services, LLC
9800 Kincey Ave. Suite 100
Huntersville, NC 28078
(704)875-9092

ANALYTICAL RESULTS

Project: Plant Hammond AP-1
Pace Project No.: 92714158

Sample: HAM-MW-5 **Lab ID: 92714158015** Collected: 02/15/24 10:00 Received: 02/16/24 16:00 Matrix: Water

Parameters	Results	Units	Report Limit	MDL	DF	Prepared	Analyzed	CAS No.	Qual
300.0 IC Anions 28 Days	Analytical Method: EPA 300.0 Rev 2.1 1993 Pace Analytical Services - Asheville								
Fluoride	**0.086J**	mg/L	0.10	0.050	1		02/20/24 09:25	16984-48-8	
Sulfate	**110**	mg/L	2.0	1.0	2		02/20/24 19:43	14808-79-8	

REPORT OF LABORATORY ANALYSIS

This report shall not be reproduced, except in full,
without the written consent of Pace Analytical Services, LLC.

Pace Analytical Services, LLC
9800 Kincey Ave. Suite 100
Huntersville, NC 28078
(704)875-9092

ANALYTICAL RESULTS

Project: Plant Hammond AP-1
Pace Project No.: 92714158

Sample: HAM-MW-19 **Lab ID: 92714158016** Collected: 02/15/24 16:22 Received: 02/16/24 16:00 Matrix: Water

Parameters	Results	Units	Report Limit	MDL	DF	Prepared	Analyzed	CAS No.	Qual
6010D ATL ICP	Analytical Method: EPA 6010D Preparation Method: EPA 3010A Pace Analytical Services - Peachtree Corners, GA								
Iron	**0.25**	mg/L	0.040	0.025	1	02/20/24 19:04	03/01/24 17:37	7439-89-6	
Manganese	**1.2**	mg/L	0.040	0.011	1	02/20/24 19:04	03/01/24 17:37	7439-96-5	
Potassium	**1.0**	mg/L	0.50	0.15	1	02/20/24 19:04	03/01/24 17:37	7440-09-7	
Sodium	**5.0**	mg/L	1.0	0.58	1	02/20/24 19:04	03/01/24 17:37	7440-23-5	
Calcium	**109**	mg/L	1.0	0.12	1	02/20/24 19:04	03/01/24 17:37	7440-70-2	
Magnesium	**10.8**	mg/L	0.050	0.012	1	02/20/24 19:04	03/01/24 17:37	7439-95-4	
6020 MET ICPMS	Analytical Method: EPA 6020B Preparation Method: EPA 3005A Pace Analytical Services - Peachtree Corners, GA								
Antimony	ND	mg/L	0.0030	0.00054	1	02/20/24 14:39	02/21/24 19:32	7440-36-0	
Arsenic	ND	mg/L	0.0050	0.00084	1	02/20/24 14:39	02/21/24 19:32	7440-38-2	
Barium	**0.030**	mg/L	0.0050	0.00047	1	02/20/24 14:39	02/21/24 19:32	7440-39-3	
Beryllium	ND	mg/L	0.00050	0.000094	1	02/20/24 14:39	02/21/24 19:32	7440-41-7	
Boron	**0.25**	mg/L	0.040	0.012	1	02/20/24 14:39	02/21/24 19:32	7440-42-8	
Cadmium	ND	mg/L	0.00050	0.00010	1	02/20/24 14:39	02/21/24 19:32	7440-43-9	
Chromium	ND	mg/L	0.0050	0.0019	1	02/20/24 14:39	02/21/24 19:32	7440-47-3	
Cobalt	**0.011**	mg/L	0.0050	0.00032	1	02/20/24 14:39	02/21/24 19:32	7440-48-4	
Lead	ND	mg/L	0.0010	0.00016	1	02/20/24 14:39	02/21/24 19:32	7439-92-1	
Lithium	ND	mg/L	0.030	0.0016	1	02/20/24 14:39	02/21/24 19:32	7439-93-2	
Molybdenum	ND	mg/L	0.010	0.00062	1	02/20/24 14:39	02/21/24 19:32	7439-98-7	
Selenium	**0.0082**	mg/L	0.0050	0.00096	1	02/20/24 14:39	02/21/24 19:32	7782-49-2	
Thallium	ND	mg/L	0.0010	0.00038	1	02/20/24 14:39	02/21/24 19:32	7440-28-0	
7470 Mercury	Analytical Method: EPA 7470A Preparation Method: EPA 7470A Pace Analytical Services - Peachtree Corners, GA								
Mercury	ND	mg/L	0.00020	0.00013	1	02/26/24 18:10	02/27/24 10:46	7439-97-6	
2540C Total Dissolved Solids	Analytical Method: SM 2540C-2015 Pace Analytical Services - Peachtree Corners, GA								
Total Dissolved Solids	**402**	mg/L	25.0	25.0	1		02/20/24 13:00		
2320B Alkalinity	Analytical Method: SM 2320B-2011 Pace Analytical Services - Asheville								
Alkalinity,Bicarbonate (CaCO3)	**128**	mg/L	5.0	5.0	1		02/21/24 21:46		
Alkalinity,Carbonate (CaCO3)	ND	mg/L	5.0	5.0	1		02/21/24 21:46		
Alkalinity, Total as CaCO3	**128**	mg/L	5.0	5.0	1		02/21/24 21:46		
4500S2D Sulfide Water	Analytical Method: SM 4500-S2D-2011 Pace Analytical Services - Asheville								
Sulfide	ND	mg/L	0.10	0.022	1		02/21/24 03:31	18496-25-8	
300.0 IC Anions 28 Days	Analytical Method: EPA 300.0 Rev 2.1 1993 Pace Analytical Services - Asheville								
Chloride	**7.5**	mg/L	1.0	0.60	1		02/20/24 09:40	16887-00-6	

REPORT OF LABORATORY ANALYSIS

This report shall not be reproduced, except in full,
without the written consent of Pace Analytical Services, LLC.

Pace Analytical Services, LLC
9800 Kincey Ave. Suite 100
Huntersville, NC 28078
(704)875-9092

ANALYTICAL RESULTS

Project: Plant Hammond AP-1
Pace Project No.: 92714158

Sample: HAM-MW-19 **Lab ID: 92714158016** Collected: 02/15/24 16:22 Received: 02/16/24 16:00 Matrix: Water

Parameters	Results	Units	Report Limit	MDL	DF	Prepared	Analyzed	CAS No.	Qual
300.0 IC Anions 28 Days	Analytical Method: EPA 300.0 Rev 2.1 1993 Pace Analytical Services - Asheville								
Fluoride	**0.060J**	mg/L	0.10	0.050	1		02/20/24 09:40	16984-48-8	
Sulfate	**161**	mg/L	3.0	1.5	3		02/20/24 19:58	14808-79-8	

REPORT OF LABORATORY ANALYSIS

This report shall not be reproduced, except in full,
without the written consent of Pace Analytical Services, LLC.

Pace Analytical Services, LLC
9800 Kincey Ave. Suite 100
Huntersville, NC 28078
(704)875-9092

ANALYTICAL RESULTS

Project: Plant Hammond AP-1
Pace Project No.: 92714158

Sample: HAM-MW-24D **Lab ID: 92714158017** Collected: 02/15/24 16:12 Received: 02/16/24 16:00 Matrix: Water

Parameters	Results	Units	Report Limit	MDL	DF	Prepared	Analyzed	CAS No.	Qual
6010D ATL ICP	Analytical Method: EPA 6010D Preparation Method: EPA 3010A Pace Analytical Services - Peachtree Corners, GA								
Iron	**0.14**	mg/L	0.040	0.025	1	02/20/24 19:04	03/01/24 17:39	7439-89-6	
Manganese	**0.028J**	mg/L	0.040	0.011	1	02/20/24 19:04	03/01/24 17:39	7439-96-5	
Potassium	**1.5**	mg/L	0.50	0.15	1	02/20/24 19:04	03/01/24 17:39	7440-09-7	
Sodium	**9.8**	mg/L	1.0	0.58	1	02/20/24 19:04	03/01/24 17:39	7440-23-5	
Calcium	**84.0**	mg/L	1.0	0.12	1	02/20/24 19:04	03/01/24 17:39	7440-70-2	
Magnesium	**10.8**	mg/L	0.050	0.012	1	02/20/24 19:04	03/01/24 17:39	7439-95-4	
6020 MET ICPMS	Analytical Method: EPA 6020B Preparation Method: EPA 3005A Pace Analytical Services - Peachtree Corners, GA								
Antimony	ND	mg/L	0.0030	0.00054	1	02/20/24 15:19	02/23/24 15:04	7440-36-0	
Arsenic	ND	mg/L	0.0050	0.00084	1	02/20/24 15:19	02/23/24 15:04	7440-38-2	
Barium	**0.034**	mg/L	0.0050	0.00047	1	02/20/24 15:19	02/23/24 15:04	7440-39-3	
Beryllium	ND	mg/L	0.00050	0.000094	1	02/20/24 15:19	02/23/24 15:04	7440-41-7	
Boron	**0.38**	mg/L	0.040	0.012	1	02/20/24 15:19	02/23/24 15:04	7440-42-8	
Cadmium	ND	mg/L	0.00050	0.00010	1	02/20/24 15:19	02/23/24 15:04	7440-43-9	
Chromium	ND	mg/L	0.0050	0.0019	1	02/20/24 15:19	02/23/24 15:04	7440-47-3	
Cobalt	ND	mg/L	0.0050	0.00032	1	02/20/24 15:19	02/23/24 15:04	7440-48-4	
Lead	ND	mg/L	0.0010	0.00016	1	02/20/24 15:19	02/23/24 15:04	7439-92-1	
Lithium	**0.0031J**	mg/L	0.030	0.0016	1	02/20/24 15:19	02/23/24 15:04	7439-93-2	
Molybdenum	**0.0085J**	mg/L	0.010	0.00062	1	02/20/24 15:19	02/23/24 15:04	7439-98-7	
Selenium	ND	mg/L	0.0050	0.00096	1	02/20/24 15:19	02/23/24 15:04	7782-49-2	
Thallium	ND	mg/L	0.0010	0.00038	1	02/20/24 15:19	02/23/24 15:04	7440-28-0	
7470 Mercury	Analytical Method: EPA 7470A Preparation Method: EPA 7470A Pace Analytical Services - Peachtree Corners, GA								
Mercury	ND	mg/L	0.00020	0.00013	1	02/26/24 18:10	02/27/24 10:54	7439-97-6	
2540C Total Dissolved Solids	Analytical Method: SM 2540C-2015 Pace Analytical Services - Peachtree Corners, GA								
Total Dissolved Solids	**343**	mg/L	25.0	25.0	1		02/20/24 13:00		
2320B Alkalinity	Analytical Method: SM 2320B-2011 Pace Analytical Services - Asheville								
Alkalinity,Bicarbonate (CaCO3)	**103**	mg/L	5.0	5.0	1		02/21/24 21:57		
Alkalinity,Carbonate (CaCO3)	ND	mg/L	5.0	5.0	1		02/21/24 21:57		
Alkalinity, Total as CaCO3	**103**	mg/L	5.0	5.0	1		02/21/24 21:57		
4500S2D Sulfide Water	Analytical Method: SM 4500-S2D-2011 Pace Analytical Services - Asheville								
Sulfide	ND	mg/L	0.10	0.022	1		02/21/24 03:31	18496-25-8	
300.0 IC Anions 28 Days	Analytical Method: EPA 300.0 Rev 2.1 1993 Pace Analytical Services - Asheville								
Chloride	**27.8**	mg/L	1.0	0.60	1		02/20/24 09:55	16887-00-6	

REPORT OF LABORATORY ANALYSIS

This report shall not be reproduced, except in full,
without the written consent of Pace Analytical Services, LLC.

Pace Analytical Services, LLC
9800 Kincey Ave. Suite 100
Huntersville, NC 28078
(704)875-9092

ANALYTICAL RESULTS

Project: Plant Hammond AP-1
Pace Project No.: 92714158

Sample: HAM-MW-24D **Lab ID: 92714158017** Collected: 02/15/24 16:12 Received: 02/16/24 16:00 Matrix: Water

Parameters	Results	Units	Report Limit	MDL	DF	Prepared	Analyzed	CAS No.	Qual
300.0 IC Anions 28 Days	Analytical Method: EPA 300.0 Rev 2.1 1993 Pace Analytical Services - Asheville								
Fluoride	**0.12**	mg/L	0.10	0.050	1		02/20/24 09:55	16984-48-8	
Sulfate	**115**	mg/L	2.0	1.0	2		02/20/24 20:13	14808-79-8	

REPORT OF LABORATORY ANALYSIS

This report shall not be reproduced, except in full,
without the written consent of Pace Analytical Services, LLC.

Pace Analytical Services, LLC
9800 Kincey Ave. Suite 100
Huntersville, NC 28078
(704)875-9092

ANALYTICAL RESULTS

Project: Plant Hammond AP-1
Pace Project No.: 92714158

Sample: HAM-MW-25D **Lab ID: 92714158018** Collected: 02/15/24 14:25 Received: 02/16/24 16:00 Matrix: Water

Parameters	Results	Units	Report Limit	MDL	DF	Prepared	Analyzed	CAS No.	Qual
6010D ATL ICP	Analytical Method: EPA 6010D Preparation Method: EPA 3010A Pace Analytical Services - Peachtree Corners, GA								
Iron	**0.45**	mg/L	0.040	0.025	1	02/20/24 19:35	03/01/24 17:52	7439-89-6	
Manganese	**0.018J**	mg/L	0.040	0.011	1	02/20/24 19:35	03/01/24 17:52	7439-96-5	
Potassium	**0.53**	mg/L	0.50	0.15	1	02/20/24 19:35	03/01/24 17:52	7440-09-7	
Sodium	**100**	mg/L	1.0	0.58	1	02/20/24 19:35	03/01/24 17:52	7440-23-5	M1
Calcium	**23.5**	mg/L	1.0	0.12	1	02/20/24 19:35	03/01/24 17:52	7440-70-2	M1
Magnesium	**10.5**	mg/L	0.050	0.012	1	02/20/24 19:35	03/01/24 17:52	7439-95-4	
6020 MET ICPMS	Analytical Method: EPA 6020B Preparation Method: EPA 3005A Pace Analytical Services - Peachtree Corners, GA								
Antimony	ND	mg/L	0.0030	0.00054	1	02/20/24 15:19	02/23/24 15:08	7440-36-0	
Arsenic	ND	mg/L	0.0050	0.00084	1	02/20/24 15:19	02/23/24 15:08	7440-38-2	
Barium	**0.69**	mg/L	0.0050	0.00047	1	02/20/24 15:19	02/23/24 15:08	7440-39-3	
Beryllium	ND	mg/L	0.00050	0.000094	1	02/20/24 15:19	02/23/24 15:08	7440-41-7	
Boron	**0.30**	mg/L	0.040	0.012	1	02/20/24 15:19	02/23/24 15:08	7440-42-8	
Cadmium	ND	mg/L	0.00050	0.00010	1	02/20/24 15:19	02/23/24 15:08	7440-43-9	
Chromium	ND	mg/L	0.0050	0.0019	1	02/20/24 15:19	02/23/24 15:08	7440-47-3	
Cobalt	ND	mg/L	0.0050	0.00032	1	02/20/24 15:19	02/23/24 15:08	7440-48-4	
Lead	ND	mg/L	0.0010	0.00016	1	02/20/24 15:19	02/23/24 15:08	7439-92-1	
Lithium	**0.038**	mg/L	0.030	0.0016	1	02/20/24 15:19	02/23/24 15:08	7439-93-2	
Molybdenum	ND	mg/L	0.010	0.00062	1	02/20/24 15:19	02/23/24 15:08	7439-98-7	
Selenium	ND	mg/L	0.0050	0.00096	1	02/20/24 15:19	02/23/24 15:08	7782-49-2	
Thallium	ND	mg/L	0.0010	0.00038	1	02/20/24 15:19	02/23/24 15:08	7440-28-0	
7470 Mercury	Analytical Method: EPA 7470A Preparation Method: EPA 7470A Pace Analytical Services - Peachtree Corners, GA								
Mercury	ND	mg/L	0.00020	0.00013	1	02/26/24 18:10	02/27/24 10:57	7439-97-6	
2540C Total Dissolved Solids	Analytical Method: SM 2540C-2015 Pace Analytical Services - Peachtree Corners, GA								
Total Dissolved Solids	**334**	mg/L	25.0	25.0	1		02/21/24 18:05		
2320B Alkalinity	Analytical Method: SM 2320B-2011 Pace Analytical Services - Asheville								
Alkalinity,Bicarbonate (CaCO3)	**302**	mg/L	5.0	5.0	1		02/22/24 20:07		
Alkalinity,Carbonate (CaCO3)	ND	mg/L	5.0	5.0	1		02/22/24 20:07		
Alkalinity, Total as CaCO3	**302**	mg/L	5.0	5.0	1		02/22/24 20:07		
4500S2D Sulfide Water	Analytical Method: SM 4500-S2D-2011 Pace Analytical Services - Asheville								
Sulfide	**0.19**	mg/L	0.10	0.022	1		02/21/24 03:31	18496-25-8	
300.0 IC Anions 28 Days	Analytical Method: EPA 300.0 Rev 2.1 1993 Pace Analytical Services - Asheville								
Chloride	**14.0**	mg/L	1.0	0.60	1		02/20/24 10:11	16887-00-6	

REPORT OF LABORATORY ANALYSIS

This report shall not be reproduced, except in full,
without the written consent of Pace Analytical Services, LLC.

Pace Analytical Services, LLC
9800 Kincey Ave. Suite 100
Huntersville, NC 28078
(704)875-9092

ANALYTICAL RESULTS

Project: Plant Hammond AP-1
Pace Project No.: 92714158

Sample: HAM-MW-25D **Lab ID: 92714158018** Collected: 02/15/24 14:25 Received: 02/16/24 16:00 Matrix: Water

Parameters	Results	Units	Report Limit	MDL	DF	Prepared	Analyzed	CAS No.	Qual
300.0 IC Anions 28 Days	Analytical Method: EPA 300.0 Rev 2.1 1993 Pace Analytical Services - Asheville								
Fluoride	**1.4**	mg/L	0.10	0.050	1		02/20/24 10:11	16984-48-8	
Sulfate	ND	mg/L	1.0	0.50	1		02/20/24 10:11	14808-79-8	

REPORT OF LABORATORY ANALYSIS

This report shall not be reproduced, except in full,
without the written consent of Pace Analytical Services, LLC.

Pace Analytical Services, LLC
9800 Kincey Ave. Suite 100
Huntersville, NC 28078
(704)875-9092

ANALYTICAL RESULTS

Project: Plant Hammond AP-1
Pace Project No.: 92714158

Sample: HAM-MW-26D **Lab ID: 92714158019** Collected: 02/15/24 11:38 Received: 02/16/24 16:00 Matrix: Water

Parameters	Results	Units	Report Limit	MDL	DF	Prepared	Analyzed	CAS No.	Qual
6010D ATL ICP	Analytical Method: EPA 6010D Preparation Method: EPA 3010A Pace Analytical Services - Peachtree Corners, GA								
Iron	**0.10**	mg/L	0.040	0.025	1	02/20/24 19:35	03/01/24 17:59	7439-89-6	
Manganese	**0.27**	mg/L	0.040	0.011	1	02/20/24 19:35	03/01/24 17:59	7439-96-5	
Potassium	**3.1**	mg/L	0.50	0.15	1	02/20/24 19:35	03/01/24 17:59	7440-09-7	
Sodium	**12.4**	mg/L	1.0	0.58	1	02/20/24 19:35	03/01/24 17:59	7440-23-5	
Calcium	**181**	mg/L	1.0	0.12	1	02/20/24 19:35	03/01/24 17:59	7440-70-2	
Magnesium	**18.1**	mg/L	0.050	0.012	1	02/20/24 19:35	03/01/24 17:59	7439-95-4	
6020 MET ICPMS	Analytical Method: EPA 6020B Preparation Method: EPA 3005A Pace Analytical Services - Peachtree Corners, GA								
Antimony	ND	mg/L	0.0030	0.00054	1	02/20/24 15:19	02/23/24 15:11	7440-36-0	
Arsenic	ND	mg/L	0.0050	0.00084	1	02/20/24 15:19	02/23/24 15:11	7440-38-2	
Barium	**0.058**	mg/L	0.0050	0.00047	1	02/20/24 15:19	02/23/24 15:11	7440-39-3	
Beryllium	ND	mg/L	0.00050	0.000094	1	02/20/24 15:19	02/23/24 15:11	7440-41-7	
Boron	**1.7**	mg/L	0.040	0.012	1	02/20/24 15:19	02/23/24 15:11	7440-42-8	
Cadmium	ND	mg/L	0.00050	0.00010	1	02/20/24 15:19	02/23/24 15:11	7440-43-9	
Chromium	ND	mg/L	0.0050	0.0019	1	02/20/24 15:19	02/23/24 15:11	7440-47-3	
Cobalt	**0.00054J**	mg/L	0.0050	0.00032	1	02/20/24 15:19	02/23/24 15:11	7440-48-4	
Lead	ND	mg/L	0.0010	0.00016	1	02/20/24 15:19	02/23/24 15:11	7439-92-1	
Lithium	**0.0035J**	mg/L	0.030	0.0016	1	02/20/24 15:19	02/23/24 15:11	7439-93-2	
Molybdenum	**0.025**	mg/L	0.010	0.00062	1	02/20/24 15:19	02/23/24 15:11	7439-98-7	
Selenium	ND	mg/L	0.0050	0.00096	1	02/20/24 15:19	02/23/24 15:11	7782-49-2	
Thallium	ND	mg/L	0.0010	0.00038	1	02/20/24 15:19	02/23/24 15:11	7440-28-0	
7470 Mercury	Analytical Method: EPA 7470A Preparation Method: EPA 7470A Pace Analytical Services - Peachtree Corners, GA								
Mercury	ND	mg/L	0.00020	0.00013	1	02/26/24 18:10	02/27/24 10:59	7439-97-6	
2540C Total Dissolved Solids	Analytical Method: SM 2540C-2015 Pace Analytical Services - Peachtree Corners, GA								
Total Dissolved Solids	**666**	mg/L	25.0	25.0	1		02/21/24 18:05		
2320B Alkalinity	Analytical Method: SM 2320B-2011 Pace Analytical Services - Asheville								
Alkalinity,Bicarbonate (CaCO3)	**188**	mg/L	5.0	5.0	1		02/21/24 22:13		
Alkalinity,Carbonate (CaCO3)	ND	mg/L	5.0	5.0	1		02/21/24 22:13		
Alkalinity, Total as CaCO3	**188**	mg/L	5.0	5.0	1		02/21/24 22:13		
4500S2D Sulfide Water	Analytical Method: SM 4500-S2D-2011 Pace Analytical Services - Asheville								
Sulfide	ND	mg/L	0.10	0.022	1		02/21/24 03:33	18496-25-8	
300.0 IC Anions 28 Days	Analytical Method: EPA 300.0 Rev 2.1 1993 Pace Analytical Services - Asheville								
Chloride	**73.7**	mg/L	1.0	0.60	1		02/20/24 10:26	16887-00-6	

REPORT OF LABORATORY ANALYSIS

This report shall not be reproduced, except in full,
without the written consent of Pace Analytical Services, LLC.

Pace Analytical Services, LLC
9800 Kincey Ave. Suite 100
Huntersville, NC 28078
(704)875-9092

ANALYTICAL RESULTS

Project: Plant Hammond AP-1
Pace Project No.: 92714158

Sample: HAM-MW-26D **Lab ID: 92714158019** Collected: 02/15/24 11:38 Received: 02/16/24 16:00 Matrix: Water

Parameters	Results	Units	Report Limit	MDL	DF	Prepared	Analyzed	CAS No.	Qual
300.0 IC Anions 28 Days	Analytical Method: EPA 300.0 Rev 2.1 1993 Pace Analytical Services - Asheville								
Fluoride	**0.097J**	mg/L	0.10	0.050	1		02/20/24 10:26	16984-48-8	
Sulfate	**219**	mg/L	5.0	2.5	5		02/20/24 20:28	14808-79-8	

REPORT OF LABORATORY ANALYSIS

This report shall not be reproduced, except in full,
without the written consent of Pace Analytical Services, LLC.

Pace Analytical Services, LLC
9800 Kincey Ave. Suite 100
Huntersville, NC 28078
(704)875-9092

ANALYTICAL RESULTS

Project: Plant Hammond AP-1
Pace Project No.: 92714158

Sample: HAM-AP1-FD-02 **Lab ID: 92714158020** Collected: 02/15/24 00:00 Received: 02/16/24 16:00 Matrix: Water

Parameters	Results	Units	Report Limit	MDL	DF	Prepared	Analyzed	CAS No.	Qual
6010D ATL ICP	Analytical Method: EPA 6010D Preparation Method: EPA 3010A Pace Analytical Services - Peachtree Corners, GA								
Iron	**0.044**	mg/L	0.040	0.025	1	02/20/24 19:35	03/01/24 18:02	7439-89-6	
Manganese	**1.7**	mg/L	0.040	0.011	1	02/20/24 19:35	03/01/24 18:02	7439-96-5	
Potassium	**7.6**	mg/L	0.50	0.15	1	02/20/24 19:35	03/01/24 18:02	7440-09-7	
Sodium	**9.2**	mg/L	1.0	0.58	1	02/20/24 19:35	03/01/24 18:02	7440-23-5	
Calcium	**173**	mg/L	1.0	0.12	1	02/20/24 19:35	03/01/24 18:02	7440-70-2	
Magnesium	**16.7**	mg/L	0.050	0.012	1	02/20/24 19:35	03/01/24 18:02	7439-95-4	
6020 MET ICPMS	Analytical Method: EPA 6020B Preparation Method: EPA 3005A Pace Analytical Services - Peachtree Corners, GA								
Antimony	ND	mg/L	0.0030	0.00054	1	02/20/24 15:19	02/23/24 15:15	7440-36-0	
Arsenic	**0.0028J**	mg/L	0.0050	0.00084	1	02/20/24 15:19	02/23/24 15:15	7440-38-2	
Barium	**0.068**	mg/L	0.0050	0.00047	1	02/20/24 15:19	02/23/24 15:15	7440-39-3	
Beryllium	ND	mg/L	0.00050	0.000094	1	02/20/24 15:19	02/23/24 15:15	7440-41-7	
Boron	**1.6**	mg/L	0.040	0.012	1	02/20/24 15:19	02/23/24 15:15	7440-42-8	
Cadmium	ND	mg/L	0.00050	0.00010	1	02/20/24 15:19	02/23/24 15:15	7440-43-9	
Chromium	ND	mg/L	0.0050	0.0019	1	02/20/24 15:19	02/23/24 15:15	7440-47-3	
Cobalt	**0.0012J**	mg/L	0.0050	0.00032	1	02/20/24 15:19	02/23/24 15:15	7440-48-4	
Lead	ND	mg/L	0.0010	0.00016	1	02/20/24 15:19	02/23/24 15:15	7439-92-1	
Lithium	**0.0071J**	mg/L	0.030	0.0016	1	02/20/24 15:19	02/23/24 15:15	7439-93-2	
Molybdenum	**0.046**	mg/L	0.010	0.00062	1	02/20/24 15:19	02/23/24 15:15	7439-98-7	
Selenium	ND	mg/L	0.0050	0.00096	1	02/20/24 15:19	02/23/24 15:15	7782-49-2	
Thallium	ND	mg/L	0.0010	0.00038	1	02/20/24 15:19	02/23/24 15:15	7440-28-0	
7470 Mercury	Analytical Method: EPA 7470A Preparation Method: EPA 7470A Pace Analytical Services - Peachtree Corners, GA								
Mercury	ND	mg/L	0.00020	0.00013	1	02/26/24 18:10	02/27/24 11:02	7439-97-6	
2540C Total Dissolved Solids	Analytical Method: SM 2540C-2015 Pace Analytical Services - Peachtree Corners, GA								
Total Dissolved Solids	**699**	mg/L	25.0	25.0	1		02/21/24 18:05		
2320B Alkalinity	Analytical Method: SM 2320B-2011 Pace Analytical Services - Asheville								
Alkalinity,Bicarbonate (CaCO3)	**194**	mg/L	5.0	5.0	1		02/21/24 22:26		
Alkalinity,Carbonate (CaCO3)	ND	mg/L	5.0	5.0	1		02/21/24 22:26		
Alkalinity, Total as CaCO3	**194**	mg/L	5.0	5.0	1		02/21/24 22:26		
4500S2D Sulfide Water	Analytical Method: SM 4500-S2D-2011 Pace Analytical Services - Asheville								
Sulfide	ND	mg/L	0.10	0.022	1		02/21/24 03:33	18496-25-8	
300.0 IC Anions 28 Days	Analytical Method: EPA 300.0 Rev 2.1 1993 Pace Analytical Services - Asheville								
Chloride	**37.6**	mg/L	1.0	0.60	1		02/20/24 10:41	16887-00-6	

REPORT OF LABORATORY ANALYSIS

This report shall not be reproduced, except in full,
without the written consent of Pace Analytical Services, LLC.

Pace Analytical Services, LLC
9800 Kincey Ave. Suite 100
Huntersville, NC 28078
(704)875-9092

ANALYTICAL RESULTS

Project: Plant Hammond AP-1
Pace Project No.: 92714158

Sample: HAM-AP1-FD-02 **Lab ID: 92714158020** Collected: 02/15/24 00:00 Received: 02/16/24 16:00 Matrix: Water

Parameters	Results	Units	Report Limit	MDL	DF	Prepared	Analyzed	CAS No.	Qual
300.0 IC Anions 28 Days	Analytical Method: EPA 300.0 Rev 2.1 1993 Pace Analytical Services - Asheville								
Fluoride	**0.19**	mg/L	0.10	0.050	1		02/20/24 10:41	16984-48-8	
Sulfate	**239**	mg/L	5.0	2.5	5		02/20/24 20:43	14808-79-8	

REPORT OF LABORATORY ANALYSIS

This report shall not be reproduced, except in full,
without the written consent of Pace Analytical Services, LLC.

Pace Analytical Services, LLC
9800 Kincey Ave. Suite 100
Huntersville, NC 28078
(704)875-9092

ANALYTICAL RESULTS

Project: Plant Hammond AP-1
Pace Project No.: 92714158

Sample: HAM-AP1-EB-02 **Lab ID: 92714158021** Collected: 02/15/24 12:35 Received: 02/16/24 16:00 Matrix: Water

Parameters	Results	Units	Report Limit	MDL	DF	Prepared	Analyzed	CAS No.	Qual
6010D ATL ICP	Analytical Method: EPA 6010D Preparation Method: EPA 3010A Pace Analytical Services - Peachtree Corners, GA								
Calcium	ND	mg/L	1.0	0.12	1	02/20/24 19:35	02/26/24 20:00	7440-70-2	
6020 MET ICPMS	Analytical Method: EPA 6020B Preparation Method: EPA 3005A Pace Analytical Services - Peachtree Corners, GA								
Antimony	**0.00064J**	mg/L	0.0030	0.00054	1	02/20/24 15:19	02/23/24 15:30	7440-36-0	
Arsenic	ND	mg/L	0.0050	0.00084	1	02/20/24 15:19	02/23/24 15:30	7440-38-2	
Barium	ND	mg/L	0.0050	0.00047	1	02/20/24 15:19	02/23/24 15:30	7440-39-3	
Beryllium	ND	mg/L	0.00050	0.000094	1	02/20/24 15:19	02/23/24 15:30	7440-41-7	
Boron	**0.024J**	mg/L	0.040	0.012	1	02/20/24 15:19	02/23/24 15:30	7440-42-8	
Cadmium	ND	mg/L	0.00050	0.00010	1	02/20/24 15:19	02/23/24 15:30	7440-43-9	
Chromium	ND	mg/L	0.0050	0.0019	1	02/20/24 15:19	02/23/24 15:30	7440-47-3	
Cobalt	ND	mg/L	0.0050	0.00032	1	02/20/24 15:19	02/23/24 15:30	7440-48-4	
Lead	ND	mg/L	0.0010	0.00016	1	02/20/24 15:19	02/23/24 15:30	7439-92-1	
Lithium	ND	mg/L	0.030	0.0016	1	02/20/24 15:19	02/23/24 15:30	7439-93-2	
Molybdenum	ND	mg/L	0.010	0.00062	1	02/20/24 15:19	02/23/24 15:30	7439-98-7	
Selenium	ND	mg/L	0.0050	0.00096	1	02/20/24 15:19	02/23/24 15:30	7782-49-2	
Thallium	ND	mg/L	0.0010	0.00038	1	02/20/24 15:19	02/23/24 15:30	7440-28-0	
7470 Mercury	Analytical Method: EPA 7470A Preparation Method: EPA 7470A Pace Analytical Services - Peachtree Corners, GA								
Mercury	ND	mg/L	0.00020	0.00013	1	02/27/24 09:00	02/27/24 12:42	7439-97-6	
2540C Total Dissolved Solids	Analytical Method: SM 2540C-2015 Pace Analytical Services - Peachtree Corners, GA								
Total Dissolved Solids	**61.0**	mg/L	25.0	25.0	1		02/21/24 18:05		
300.0 IC Anions 28 Days	Analytical Method: EPA 300.0 Rev 2.1 1993 Pace Analytical Services - Asheville								
Chloride	ND	mg/L	1.0	0.60	1		02/20/24 01:45	16887-00-6	
Fluoride	ND	mg/L	0.10	0.050	1		02/20/24 01:45	16984-48-8	
Sulfate	ND	mg/L	1.0	0.50	1		02/20/24 01:45	14808-79-8	

REPORT OF LABORATORY ANALYSIS

This report shall not be reproduced, except in full,
without the written consent of Pace Analytical Services, LLC.

Pace Analytical Services, LLC
9800 Kincey Ave. Suite 100
Huntersville, NC 28078
(704)875-9092

ANALYTICAL RESULTS

Project: Plant Hammond AP-1
Pace Project No.: 92714158

Sample: HAM-AP1-FB-02 **Lab ID: 92714158022** Collected: 02/15/24 12:25 Received: 02/16/24 16:00 Matrix: Water

Parameters	Results	Units	Report Limit	MDL	DF	Prepared	Analyzed	CAS No.	Qual
6010D ATL ICP	Analytical Method: EPA 6010D Preparation Method: EPA 3010A Pace Analytical Services - Peachtree Corners, GA								
Calcium	ND	mg/L	1.0	0.12	1	02/20/24 19:35	02/26/24 20:06	7440-70-2	
6020 MET ICPMS	Analytical Method: EPA 6020B Preparation Method: EPA 3005A Pace Analytical Services - Peachtree Corners, GA								
Antimony	ND	mg/L	0.0030	0.00054	1	02/20/24 15:19	02/23/24 15:44	7440-36-0	
Arsenic	ND	mg/L	0.0050	0.00084	1	02/20/24 15:19	02/23/24 15:44	7440-38-2	
Barium	ND	mg/L	0.0050	0.00047	1	02/20/24 15:19	02/23/24 15:44	7440-39-3	
Beryllium	ND	mg/L	0.00050	0.000094	1	02/20/24 15:19	02/23/24 15:44	7440-41-7	
Boron	ND	mg/L	0.040	0.012	1	02/20/24 15:19	02/23/24 15:44	7440-42-8	
Cadmium	ND	mg/L	0.00050	0.00010	1	02/20/24 15:19	02/23/24 15:44	7440-43-9	
Chromium	ND	mg/L	0.0050	0.0019	1	02/20/24 15:19	02/23/24 15:44	7440-47-3	
Cobalt	ND	mg/L	0.0050	0.00032	1	02/20/24 15:19	02/23/24 15:44	7440-48-4	
Lead	ND	mg/L	0.0010	0.00016	1	02/20/24 15:19	02/23/24 15:44	7439-92-1	
Lithium	ND	mg/L	0.030	0.0016	1	02/20/24 15:19	02/23/24 15:44	7439-93-2	
Molybdenum	ND	mg/L	0.010	0.00062	1	02/20/24 15:19	02/23/24 15:44	7439-98-7	
Selenium	ND	mg/L	0.0050	0.00096	1	02/20/24 15:19	02/23/24 15:44	7782-49-2	
Thallium	ND	mg/L	0.0010	0.00038	1	02/20/24 15:19	02/23/24 15:44	7440-28-0	
7470 Mercury	Analytical Method: EPA 7470A Preparation Method: EPA 7470A Pace Analytical Services - Peachtree Corners, GA								
Mercury	ND	mg/L	0.00020	0.00013	1	02/27/24 09:00	02/27/24 12:45	7439-97-6	
2540C Total Dissolved Solids	Analytical Method: SM 2540C-2015 Pace Analytical Services - Peachtree Corners, GA								
Total Dissolved Solids	**34.0**	mg/L	25.0	25.0	1		02/21/24 18:05		
300.0 IC Anions 28 Days	Analytical Method: EPA 300.0 Rev 2.1 1993 Pace Analytical Services - Asheville								
Chloride	ND	mg/L	1.0	0.60	1		02/20/24 02:01	16887-00-6	
Fluoride	ND	mg/L	0.10	0.050	1		02/20/24 02:01	16984-48-8	
Sulfate	ND	mg/L	1.0	0.50	1		02/20/24 02:01	14808-79-8	

REPORT OF LABORATORY ANALYSIS

This report shall not be reproduced, except in full,
without the written consent of Pace Analytical Services, LLC.

Pace Analytical Services, LLC
9800 Kincey Ave. Suite 100
Huntersville, NC 28078
(704)875-9092

ANALYTICAL RESULTS

Project: Plant Hammond AP-1
Pace Project No.: 92714158

Sample: HAM-HGWC-13 **Lab ID: 92714158023** Collected: 02/16/24 13:35 Received: 02/19/24 13:25 Matrix: Water

Parameters	Results	Units	Report Limit	MDL	DF	Prepared	Analyzed	CAS No.	Qual
6010D ATL ICP	Analytical Method: EPA 6010D Preparation Method: EPA 3010A Pace Analytical Services - Peachtree Corners, GA								
Iron	**12.4**	mg/L	0.040	0.025	1	02/26/24 11:29	02/28/24 18:03	7439-89-6	
Manganese	**7.8**	mg/L	0.040	0.011	1	02/26/24 11:29	02/28/24 18:03	7439-96-5	
Potassium	**6.3**	mg/L	0.50	0.15	1	02/26/24 11:29	02/28/24 18:03	7440-09-7	
Calcium	**152**	mg/L	1.0	0.12	1	02/26/24 11:29	02/28/24 18:03	7440-70-2	
Magnesium	**19.0**	mg/L	0.050	0.012	1	02/26/24 11:29	02/28/24 18:03	7439-95-4	
Sodium	**7.6**	mg/L	1.0	0.58	1	02/26/24 11:29	03/01/24 16:56	7440-23-5	
6020 MET ICPMS	Analytical Method: EPA 6020B Preparation Method: EPA 3005A Pace Analytical Services - Peachtree Corners, GA								
Antimony	ND	mg/L	0.0030	0.00054	1	02/23/24 14:10	02/26/24 14:22	7440-36-0	
Arsenic	**0.50**	mg/L	0.0050	0.00084	1	02/23/24 14:10	02/26/24 14:22	7440-38-2	
Barium	**0.056**	mg/L	0.0050	0.00047	1	02/23/24 14:10	02/26/24 14:22	7440-39-3	
Beryllium	ND	mg/L	0.00050	0.000094	1	02/23/24 14:10	02/26/24 14:22	7440-41-7	
Boron	**1.0**	mg/L	0.040	0.012	1	02/23/24 14:10	02/26/24 14:22	7440-42-8	
Cadmium	ND	mg/L	0.00050	0.00010	1	02/23/24 14:10	02/26/24 14:22	7440-43-9	
Chromium	ND	mg/L	0.0050	0.0019	1	02/23/24 14:10	02/26/24 14:22	7440-47-3	
Cobalt	**0.023**	mg/L	0.0050	0.00032	1	02/23/24 14:10	02/26/24 14:22	7440-48-4	
Lead	ND	mg/L	0.0010	0.00016	1	02/23/24 14:10	02/26/24 14:22	7439-92-1	
Lithium	**0.052**	mg/L	0.030	0.0016	1	02/23/24 14:10	02/26/24 14:22	7439-93-2	
Molybdenum	**0.013**	mg/L	0.010	0.00062	1	02/23/24 14:10	02/26/24 14:22	7439-98-7	
Selenium	ND	mg/L	0.0050	0.00096	1	02/23/24 14:10	02/26/24 14:22	7782-49-2	
Thallium	ND	mg/L	0.0010	0.00038	1	02/23/24 14:10	02/26/24 14:22	7440-28-0	
7470 Mercury	Analytical Method: EPA 7470A Preparation Method: EPA 7470A Pace Analytical Services - Peachtree Corners, GA								
Mercury	ND	mg/L	0.00020	0.00013	1	02/27/24 09:00	02/27/24 12:47	7439-97-6	
2540C Total Dissolved Solids	Analytical Method: SM 2540C-2015 Pace Analytical Services - Peachtree Corners, GA								
Total Dissolved Solids	**666**	mg/L	25.0	25.0	1		02/23/24 13:31		
2320B Alkalinity	Analytical Method: SM 2320B-2011 Pace Analytical Services - Asheville								
Alkalinity,Bicarbonate (CaCO3)	**142**	mg/L	5.0	5.0	1		02/23/24 15:02		
Alkalinity,Carbonate (CaCO3)	ND	mg/L	5.0	5.0	1		02/23/24 15:02		
Alkalinity, Total as CaCO3	**142**	mg/L	5.0	5.0	1		02/23/24 15:02		
4500S2D Sulfide Water	Analytical Method: SM 4500-S2D-2011 Pace Analytical Services - Asheville								
Sulfide	ND	mg/L	0.10	0.022	1		02/21/24 03:41	18496-25-8	
300.0 IC Anions 28 Days	Analytical Method: EPA 300.0 Rev 2.1 1993 Pace Analytical Services - Asheville								
Chloride	**16.7**	mg/L	1.0	0.60	1		02/22/24 10:30	16887-00-6	

REPORT OF LABORATORY ANALYSIS

This report shall not be reproduced, except in full,
without the written consent of Pace Analytical Services, LLC.

Pace Analytical Services, LLC
9800 Kincey Ave. Suite 100
Huntersville, NC 28078
(704)875-9092

ANALYTICAL RESULTS

Project: Plant Hammond AP-1
Pace Project No.: 92714158

Sample: HAM-HGWC-13 **Lab ID: 92714158023** Collected: 02/16/24 13:35 Received: 02/19/24 13:25 Matrix: Water

Parameters	Results	Units	Report Limit	MDL	DF	Prepared	Analyzed	CAS No.	Qual
300.0 IC Anions 28 Days	Analytical Method: EPA 300.0 Rev 2.1 1993 Pace Analytical Services - Asheville								
Fluoride	**0.33**	mg/L	0.10	0.050	1		02/22/24 10:30	16984-48-8	
Sulfate	**285**	mg/L	6.0	3.0	6		02/22/24 15:01	14808-79-8	

REPORT OF LABORATORY ANALYSIS

This report shall not be reproduced, except in full,
without the written consent of Pace Analytical Services, LLC.

Pace Analytical Services, LLC
9800 Kincey Ave. Suite 100
Huntersville, NC 28078
(704)875-9092

ANALYTICAL RESULTS

Project: Plant Hammond AP-1
Pace Project No.: 92714158

Sample: HAM-MW-27D **Lab ID: 92714158024** Collected: 02/16/24 18:26 Received: 02/19/24 13:25 Matrix: Water

Parameters	Results	Units	Report Limit	MDL	DF	Prepared	Analyzed	CAS No.	Qual
6010D ATL ICP	Analytical Method: EPA 6010D Preparation Method: EPA 3010A Pace Analytical Services - Peachtree Corners, GA								
Sodium	**28.0**	mg/L	1.0	0.58	1	02/26/24 11:29	03/01/24 16:59	7440-23-5	
Iron	**0.13**	mg/L	0.040	0.025	1	02/26/24 11:29	02/28/24 18:05	7439-89-6	
Manganese	**0.049**	mg/L	0.040	0.011	1	02/26/24 11:29	02/28/24 18:05	7439-96-5	
Potassium	**1.6**	mg/L	0.50	0.15	1	02/26/24 11:29	02/28/24 18:05	7440-09-7	
Calcium	**26.5**	mg/L	1.0	0.12	1	02/26/24 11:29	02/28/24 18:05	7440-70-2	
Magnesium	**13.1**	mg/L	0.050	0.012	1	02/26/24 11:29	02/28/24 18:05	7439-95-4	
6020 MET ICPMS	Analytical Method: EPA 6020B Preparation Method: EPA 3005A Pace Analytical Services - Peachtree Corners, GA								
Antimony	ND	mg/L	0.0030	0.00054	1	02/23/24 14:10	02/26/24 14:25	7440-36-0	
Arsenic	ND	mg/L	0.0050	0.00084	1	02/23/24 14:10	02/26/24 14:25	7440-38-2	
Barium	**0.65**	mg/L	0.0050	0.00047	1	02/23/24 14:10	02/26/24 14:25	7440-39-3	
Beryllium	ND	mg/L	0.00050	0.000094	1	02/23/24 14:10	02/26/24 14:25	7440-41-7	
Boron	**0.12**	mg/L	0.040	0.012	1	02/23/24 14:10	02/26/24 14:25	7440-42-8	
Cadmium	ND	mg/L	0.00050	0.00010	1	02/23/24 14:10	02/26/24 14:25	7440-43-9	
Chromium	ND	mg/L	0.0050	0.0019	1	02/23/24 14:10	02/26/24 14:25	7440-47-3	
Cobalt	ND	mg/L	0.0050	0.00032	1	02/23/24 14:10	02/26/24 14:25	7440-48-4	
Lead	ND	mg/L	0.0010	0.00016	1	02/23/24 14:10	02/26/24 14:25	7439-92-1	
Lithium	**0.011J**	mg/L	0.030	0.0016	1	02/23/24 14:10	02/26/24 14:25	7439-93-2	
Molybdenum	**0.0052J**	mg/L	0.010	0.00062	1	02/23/24 14:10	02/26/24 14:25	7439-98-7	
Selenium	ND	mg/L	0.0050	0.00096	1	02/23/24 14:10	02/26/24 14:25	7782-49-2	
Thallium	ND	mg/L	0.0010	0.00038	1	02/23/24 14:10	02/26/24 14:25	7440-28-0	
7470 Mercury	Analytical Method: EPA 7470A Preparation Method: EPA 7470A Pace Analytical Services - Peachtree Corners, GA								
Mercury	ND	mg/L	0.00020	0.00013	1	02/27/24 09:00	02/27/24 12:50	7439-97-6	
2540C Total Dissolved Solids	Analytical Method: SM 2540C-2015 Pace Analytical Services - Peachtree Corners, GA								
Total Dissolved Solids	**348**	mg/L	25.0	25.0	1		02/23/24 13:32		D6
2320B Alkalinity	Analytical Method: SM 2320B-2011 Pace Analytical Services - Asheville								
Alkalinity,Bicarbonate (CaCO3)	**100**	mg/L	5.0	5.0	1		02/23/24 15:13		
Alkalinity,Carbonate (CaCO3)	**10.2**	mg/L	5.0	5.0	1		02/23/24 15:13		
Alkalinity, Total as CaCO3	**111**	mg/L	5.0	5.0	1		02/23/24 15:13		
4500S2D Sulfide Water	Analytical Method: SM 4500-S2D-2011 Pace Analytical Services - Asheville								
Sulfide	ND	mg/L	0.10	0.022	1		02/21/24 03:41	18496-25-8	
300.0 IC Anions 28 Days	Analytical Method: EPA 300.0 Rev 2.1 1993 Pace Analytical Services - Asheville								
Chloride	**35.8**	mg/L	1.0	0.60	1		02/22/24 10:44	16887-00-6	

REPORT OF LABORATORY ANALYSIS

This report shall not be reproduced, except in full,
without the written consent of Pace Analytical Services, LLC.

Pace Analytical Services, LLC
9800 Kincey Ave. Suite 100
Huntersville, NC 28078
(704)875-9092

ANALYTICAL RESULTS

Project: Plant Hammond AP-1
Pace Project No.: 92714158

Sample: HAM-MW-27D **Lab ID: 92714158024** Collected: 02/16/24 18:26 Received: 02/19/24 13:25 Matrix: Water

Parameters	Results	Units	Report Limit	MDL	DF	Prepared	Analyzed	CAS No.	Qual
300.0 IC Anions 28 Days	Analytical Method: EPA 300.0 Rev 2.1 1993 Pace Analytical Services - Asheville								
Fluoride	**0.20**	mg/L	0.10	0.050	1		02/22/24 10:44	16984-48-8	
Sulfate	**6.7**	mg/L	1.0	0.50	1		02/22/24 10:44	14808-79-8	

REPORT OF LABORATORY ANALYSIS

This report shall not be reproduced, except in full,
without the written consent of Pace Analytical Services, LLC.

Pace Analytical Services, LLC
9800 Kincey Ave. Suite 100
Huntersville, NC 28078
(704)875-9092

QUALITY CONTROL DATA

Project: Plant Hammond AP-1
Pace Project No.: 92714158

QC Batch: 833753
QC Batch Method: EPA 3010A
Analysis Method: EPA 6010D
Analysis Description: 6010D ATL
Laboratory: Pace Analytical Services - Peachtree Corners, GA
Associated Lab Samples: 92714158001, 92714158002, 92714158003, 92714158004, 92714158005, 92714158006, 92714158007, 92714158008, 92714158009, 92714158010, 92714158011, 92714158012, 92714158013, 92714158014, 92714158015, 92714158016, 92714158017

METHOD BLANK: 4308325 Matrix: Water
Associated Lab Samples: 92714158001, 92714158002, 92714158003, 92714158004, 92714158005, 92714158006, 92714158007, 92714158008, 92714158009, 92714158010, 92714158011, 92714158012, 92714158013, 92714158014, 92714158015, 92714158016, 92714158017

Parameter	Units	Blank Result	Reporting Limit	MDL	Analyzed	Qualifiers
Calcium	mg/L	ND	1.0	0.12	02/26/24 18:36	
Iron	mg/L	ND	0.040	0.025	02/26/24 18:36	
Magnesium	mg/L	ND	0.050	0.012	02/26/24 18:36	
Manganese	mg/L	ND	0.040	0.011	02/26/24 18:36	
Potassium	mg/L	ND	0.50	0.15	02/26/24 18:36	
Sodium	mg/L	ND	1.0	0.58	02/26/24 18:36	

LABORATORY CONTROL SAMPLE: 4308326

Parameter	Units	Spike Conc.	LCS Result	LCS % Rec	% Rec Limits	Qualifiers
Calcium	mg/L	1	0.87J	87	80-120	
Iron	mg/L	1	0.87	87	80-120	
Magnesium	mg/L	1	0.92	92	80-120	
Manganese	mg/L	1	1.0	104	80-120	
Potassium	mg/L	1	1.0	100	80-120	
Sodium	mg/L	1	1.0	101	80-120	

MATRIX SPIKE & MATRIX SPIKE DUPLICATE: 4308327 4308328

Parameter	Units	92713577003 Result	MS Spike Conc.	MSD Spike Conc.	MS Result	MSD Result	MS % Rec	MSD % Rec	% Rec Limits	RPD	Max RPD	Qual
Calcium	mg/L	29.4	1	1	28.8	26.8	-62	-262	75-125	7	20	M1
Iron	mg/L	0.22	1	1	1.1	1.0	88	83	75-125	4	20	
Magnesium	mg/L	3.3	1	1	4.0	3.7	69	40	75-125	8	20	M1
Manganese	mg/L	0.065	1	1	1.0	1.1	96	102	75-125	6	20	
Potassium	mg/L	6.8	1	1	7.8	7.3	104	52	75-125	7	20	M1
Sodium	mg/L	5.7	1	1	6.3	5.9	61	15	75-125	8	20	M1

Results presented on this page are in the units indicated by the "Units" column except where an alternate unit is presented to the right of the result.

REPORT OF LABORATORY ANALYSIS

This report shall not be reproduced, except in full,
without the written consent of Pace Analytical Services, LLC.

Pace Analytical Services, LLC
9800 Kincey Ave. Suite 100
Huntersville, NC 28078
(704)875-9092

QUALITY CONTROL DATA

Project: Plant Hammond AP-1
Pace Project No.: 92714158

QC Batch: 833755
QC Batch Method: EPA 3010A
Analysis Method: EPA 6010D
Analysis Description: 6010D ATL
Laboratory: Pace Analytical Services - Peachtree Corners, GA
Associated Lab Samples: 92714158018, 92714158019, 92714158020, 92714158021, 92714158022

METHOD BLANK: 4308335 Matrix: Water
Associated Lab Samples: 92714158018, 92714158019, 92714158020, 92714158021, 92714158022

Parameter	Units	Blank Result	Reporting Limit	MDL	Analyzed	Qualifiers
Calcium	mg/L	ND	1.0	0.12	03/01/24 17:42	
Iron	mg/L	ND	0.040	0.025	03/01/24 17:42	
Magnesium	mg/L	ND	0.050	0.012	03/01/24 17:42	
Manganese	mg/L	ND	0.040	0.011	03/01/24 17:42	
Potassium	mg/L	ND	0.50	0.15	03/01/24 17:42	
Sodium	mg/L	ND	1.0	0.58	03/01/24 17:42	

LABORATORY CONTROL SAMPLE: 4308336

Parameter	Units	Spike Conc.	LCS Result	LCS % Rec	% Rec Limits	Qualifiers
Calcium	mg/L	1	1.1	107	80-120	
Iron	mg/L	1	1.1	110	80-120	
Magnesium	mg/L	1	1.1	109	80-120	
Manganese	mg/L	1	1.0	100	80-120	
Potassium	mg/L	1	1.0	103	80-120	
Sodium	mg/L	1	1.1	108	80-120	

MATRIX SPIKE & MATRIX SPIKE DUPLICATE: 4308337 4308338

Parameter	Units	92714158018 Result	MS Spike Conc.	MSD Spike Conc.	MS Result	MSD Result	MS % Rec	MSD % Rec	% Rec Limits	RPD	Max RPD	Qual
Calcium	mg/L	23.5	1	1	24.0	25.0	49	151	75-125	4	20	M1
Iron	mg/L	0.45	1	1	1.5	1.5	102	105	75-125	1	20	
Magnesium	mg/L	10.5	1	1	11.3	11.7	77	117	75-125	3	20	
Manganese	mg/L	0.018J	1	1	0.99	1.0	97	99	75-125	2	20	
Potassium	mg/L	0.53	1	1	1.6	1.6	104	108	75-125	2	20	
Sodium	mg/L	100	1	1	98.4	102	-160	221	75-125	4	20	M1

Results presented on this page are in the units indicated by the "Units" column except where an alternate unit is presented to the right of the result.

REPORT OF LABORATORY ANALYSIS

This report shall not be reproduced, except in full,
without the written consent of Pace Analytical Services, LLC.

Pace Analytical Services, LLC
9800 Kincey Ave. Suite 100
Huntersville, NC 28078
(704)875-9092

QUALITY CONTROL DATA

Project: Plant Hammond AP-1
Pace Project No.: 92714158

QC Batch: 834918
QC Batch Method: EPA 3010A
Analysis Method: EPA 6010D
Analysis Description: 6010D ATL
Laboratory: Pace Analytical Services - Peachtree Corners, GA
Associated Lab Samples: 92714158023, 92714158024

METHOD BLANK: 4313498 Matrix: Water
Associated Lab Samples: 92714158023, 92714158024

Parameter	Units	Blank Result	Reporting Limit	MDL	Analyzed	Qualifiers
Calcium	mg/L	ND	1.0	0.12	02/28/24 17:32	
Iron	mg/L	ND	0.040	0.025	02/28/24 17:32	
Magnesium	mg/L	ND	0.050	0.012	02/28/24 17:32	
Manganese	mg/L	ND	0.040	0.011	02/28/24 17:32	
Potassium	mg/L	ND	0.50	0.15	02/28/24 17:32	
Sodium	mg/L	ND	1.0	0.58	02/28/24 17:32	

LABORATORY CONTROL SAMPLE: 4313499

Parameter	Units	Spike Conc.	LCS Result	LCS % Rec	% Rec Limits	Qualifiers
Calcium	mg/L	1	1.0	101	80-120	
Iron	mg/L	1	1.0	102	80-120	
Magnesium	mg/L	1	1.1	107	80-120	
Manganese	mg/L	1	1.0	104	80-120	
Potassium	mg/L	1	1.1	110	80-120	
Sodium	mg/L	1	1.1	113	80-120	

MATRIX SPIKE & MATRIX SPIKE DUPLICATE: 4313500 4313501

Parameter	Units	92713577015 Result	MS Spike Conc.	MSD Spike Conc.	MS Result	MSD Result	MS % Rec	MSD % Rec	% Rec Limits	RPD	Max RPD	Qual
Calcium	mg/L	63.9	1	1	64.1	62.6	24	-132	75-125	2	20	M1
Iron	mg/L	0.069	1	1	1.1	1.1	102	100	75-125	2	20	
Magnesium	mg/L	9.1	1	1	10.1	10	106	89	75-125	2	20	
Manganese	mg/L	0.13	1	1	1.1	1.1	101	99	75-125	2	20	
Potassium	mg/L	0.70	1	1	1.7	1.7	101	96	75-125	3	20	
Sodium	mg/L	9.2	1	1	10.3	10.1	106	92	75-125	1	20	

Results presented on this page are in the units indicated by the "Units" column except where an alternate unit is presented to the right of the result.

REPORT OF LABORATORY ANALYSIS

This report shall not be reproduced, except in full,
without the written consent of Pace Analytical Services, LLC.

Pace Analytical Services, LLC
9800 Kincey Ave. Suite 100
Huntersville, NC 28078
(704)875-9092

QUALITY CONTROL DATA

Project: Plant Hammond AP-1
Pace Project No.: 92714158

QC Batch: 833641
QC Batch Method: EPA 3005A
Analysis Method: EPA 6020B
Analysis Description: 6020 MET
Laboratory: Pace Analytical Services - Peachtree Corners, GA
Associated Lab Samples: 92714158001, 92714158002, 92714158003, 92714158004, 92714158005, 92714158006, 92714158007, 92714158008, 92714158009, 92714158010, 92714158011, 92714158012, 92714158013, 92714158014, 92714158015, 92714158016

METHOD BLANK: 4307651
Matrix: Water
Associated Lab Samples: 92714158001, 92714158002, 92714158003, 92714158004, 92714158005, 92714158006, 92714158007, 92714158008, 92714158009, 92714158010, 92714158011, 92714158012, 92714158013, 92714158014, 92714158015, 92714158016

Parameter	Units	Blank Result	Reporting Limit	MDL	Analyzed	Qualifiers
Antimony	mg/L	ND	0.0030	0.00054	02/21/24 17:48	
Arsenic	mg/L	ND	0.0050	0.00084	02/21/24 17:48	
Barium	mg/L	ND	0.0050	0.00047	02/21/24 17:48	
Beryllium	mg/L	ND	0.00050	0.000094	02/21/24 17:48	
Boron	mg/L	ND	0.040	0.012	02/21/24 17:48	
Cadmium	mg/L	ND	0.00050	0.00010	02/21/24 17:48	
Chromium	mg/L	ND	0.0050	0.0019	02/21/24 17:48	
Cobalt	mg/L	ND	0.0050	0.00032	02/21/24 17:48	
Lead	mg/L	ND	0.0010	0.00016	02/21/24 17:48	
Lithium	mg/L	ND	0.030	0.0016	02/21/24 17:48	
Molybdenum	mg/L	ND	0.010	0.00062	02/21/24 17:48	
Selenium	mg/L	ND	0.0050	0.00096	02/21/24 17:48	
Thallium	mg/L	ND	0.0010	0.00038	02/21/24 17:48	

LABORATORY CONTROL SAMPLE: 4307652

Parameter	Units	Spike Conc.	LCS Result	LCS % Rec	% Rec Limits	Qualifiers
Antimony	mg/L	0.1	0.11	105	80-120	
Arsenic	mg/L	0.1	0.10	101	80-120	
Barium	mg/L	0.1	0.098	98	80-120	
Beryllium	mg/L	0.1	0.10	102	80-120	
Boron	mg/L	1	1.0	103	80-120	
Cadmium	mg/L	0.1	0.10	103	80-120	
Chromium	mg/L	0.1	0.10	101	80-120	
Cobalt	mg/L	0.1	0.10	103	80-120	
Lead	mg/L	0.1	0.11	106	80-120	
Lithium	mg/L	0.1	0.10	104	80-120	
Molybdenum	mg/L	0.1	0.10	102	80-120	
Selenium	mg/L	0.1	0.096	96	80-120	
Thallium	mg/L	0.1	0.10	103	80-120	

Results presented on this page are in the units indicated by the "Units" column except where an alternate unit is presented to the right of the result.

REPORT OF LABORATORY ANALYSIS

This report shall not be reproduced, except in full,
without the written consent of Pace Analytical Services, LLC.

Pace Analytical Services, LLC
9800 Kincey Ave. Suite 100
Huntersville, NC 28078
(704)875-9092

QUALITY CONTROL DATA

Project: Plant Hammond AP-1
Pace Project No.: 92714158

MATRIX SPIKE & MATRIX SPIKE DUPLICATE: 4307653 4307654

Parameter	Units	92713577004 Result	MS Spike Conc.	MSD Spike Conc.	MS Result	MSD Result	MS % Rec	MSD % Rec	% Rec Limits	RPD	Max RPD	Qual
Antimony	mg/L	ND	0.1	0.1	0.10	0.10	103	103	75-125	1	20	
Arsenic	mg/L	ND	0.1	0.1	0.10	0.099	103	99	75-125	4	20	
Barium	mg/L	0.029	0.1	0.1	0.13	0.13	101	100	75-125	1	20	
Beryllium	mg/L	ND	0.1	0.1	0.094	0.091	94	91	75-125	3	20	
Boron	mg/L	ND	1	1	0.94	0.93	94	93	75-125	1	20	
Cadmium	mg/L	ND	0.1	0.1	0.10	0.10	105	104	75-125	1	20	
Chromium	mg/L	ND	0.1	0.1	0.10	0.099	100	98	75-125	2	20	
Cobalt	mg/L	ND	0.1	0.1	0.10	0.099	100	99	75-125	1	20	
Lead	mg/L	ND	0.1	0.1	0.10	0.10	105	102	75-125	2	20	
Lithium	mg/L	0.0020J	0.1	0.1	0.097	0.096	95	94	75-125	1	20	
Molybdenum	mg/L	ND	0.1	0.1	0.10	0.099	101	99	75-125	2	20	
Selenium	mg/L	ND	0.1	0.1	0.10	0.097	100	97	75-125	3	20	
Thallium	mg/L	ND	0.1	0.1	0.10	0.10	101	100	75-125	1	20	

Results presented on this page are in the units indicated by the "Units" column except where an alternate unit is presented to the right of the result.

REPORT OF LABORATORY ANALYSIS

This report shall not be reproduced, except in full,
without the written consent of Pace Analytical Services, LLC.

Pace Analytical Services, LLC
9800 Kincey Ave. Suite 100
Huntersville, NC 28078
(704)875-9092

QUALITY CONTROL DATA

Project: Plant Hammond AP-1
Pace Project No.: 92714158

QC Batch: 833650
QC Batch Method: EPA 3005A
Analysis Method: EPA 6020B
Analysis Description: 6020 MET
Laboratory: Pace Analytical Services - Peachtree Corners, GA
Associated Lab Samples: 92714158017, 92714158018, 92714158019, 92714158020, 92714158021, 92714158022

METHOD BLANK: 4307687 Matrix: Water
Associated Lab Samples: 92714158017, 92714158018, 92714158019, 92714158020, 92714158021, 92714158022

Parameter	Units	Blank Result	Reporting Limit	MDL	Analyzed	Qualifiers
Antimony	mg/L	ND	0.0030	0.00054	02/23/24 14:56	
Arsenic	mg/L	ND	0.0050	0.00084	02/23/24 14:56	
Barium	mg/L	ND	0.0050	0.00047	02/23/24 14:56	
Beryllium	mg/L	ND	0.00050	0.000094	02/23/24 14:56	
Boron	mg/L	ND	0.040	0.012	02/23/24 14:56	
Cadmium	mg/L	ND	0.00050	0.00010	02/23/24 14:56	
Chromium	mg/L	ND	0.0050	0.0019	02/23/24 14:56	
Cobalt	mg/L	ND	0.0050	0.00032	02/23/24 14:56	
Lead	mg/L	ND	0.0010	0.00016	02/23/24 14:56	
Lithium	mg/L	ND	0.030	0.0016	02/23/24 14:56	
Molybdenum	mg/L	ND	0.010	0.00062	02/23/24 14:56	
Selenium	mg/L	ND	0.0050	0.00096	02/23/24 14:56	
Thallium	mg/L	ND	0.0010	0.00038	02/23/24 14:56	

LABORATORY CONTROL SAMPLE: 4307688

Parameter	Units	Spike Conc.	LCS Result	LCS % Rec	% Rec Limits	Qualifiers
Antimony	mg/L	0.1	0.10	102	80-120	
Arsenic	mg/L	0.1	0.10	101	80-120	
Barium	mg/L	0.1	0.099	99	80-120	
Beryllium	mg/L	0.1	0.11	107	80-120	
Boron	mg/L	1	1.0	104	80-120	
Cadmium	mg/L	0.1	0.099	99	80-120	
Chromium	mg/L	0.1	0.10	102	80-120	
Cobalt	mg/L	0.1	0.10	100	80-120	
Lead	mg/L	0.1	0.099	99	80-120	
Lithium	mg/L	0.1	0.11	105	80-120	
Molybdenum	mg/L	0.1	0.10	100	80-120	
Selenium	mg/L	0.1	0.099	99	80-120	
Thallium	mg/L	0.1	0.095	95	80-120	

MATRIX SPIKE & MATRIX SPIKE DUPLICATE: 4307689 4307690

Parameter	Units	92714158020 Result	MS Spike Conc.	MSD Spike Conc.	MS Result	MSD Result	MS % Rec	MSD % Rec	% Rec Limits	RPD	Max RPD	Qual
Antimony	mg/L	ND	0.1	0.1	0.10	0.10	104	102	75-125	2	20	
Arsenic	mg/L	0.0028J	0.1	0.1	0.11	0.10	107	102	75-125	4	20	

Results presented on this page are in the units indicated by the "Units" column except where an alternate unit is presented to the right of the result.

REPORT OF LABORATORY ANALYSIS

This report shall not be reproduced, except in full,
without the written consent of Pace Analytical Services, LLC.

Pace Analytical Services, LLC
9800 Kincey Ave. Suite 100
Huntersville, NC 28078
(704)875-9092

QUALITY CONTROL DATA

Project: Plant Hammond AP-1
Pace Project No.: 92714158

MATRIX SPIKE & MATRIX SPIKE DUPLICATE: 4307689 4307690

Parameter	Units	92714158020 Result	MS Spike Conc.	MSD Spike Conc.	MS Result	MSD Result	MS % Rec	MSD % Rec	% Rec Limits	RPD	Max RPD	Qual
Barium	mg/L	0.068	0.1	0.1	0.17	0.17	103	102	75-125	0	20	
Beryllium	mg/L	ND	0.1	0.1	0.090	0.087	90	87	75-125	4	20	
Boron	mg/L	1.6	1	1	2.5	2.6	90	96	75-125	2	20	
Cadmium	mg/L	ND	0.1	0.1	0.10	0.097	100	97	75-125	4	20	
Chromium	mg/L	ND	0.1	0.1	0.10	0.096	100	96	75-125	5	20	
Cobalt	mg/L	0.0012J	0.1	0.1	0.099	0.096	98	95	75-125	3	20	
Lead	mg/L	ND	0.1	0.1	0.10	0.096	100	96	75-125	4	20	
Lithium	mg/L	0.0071J	0.1	0.1	0.097	0.095	90	88	75-125	2	20	
Molybdenum	mg/L	0.046	0.1	0.1	0.15	0.14	99	98	75-125	1	20	
Selenium	mg/L	ND	0.1	0.1	0.10	0.10	104	103	75-125	2	20	
Thallium	mg/L	ND	0.1	0.1	0.099	0.096	99	95	75-125	4	20	

Results presented on this page are in the units indicated by the "Units" column except where an alternate unit is presented to the right of the result.

REPORT OF LABORATORY ANALYSIS

This report shall not be reproduced, except in full,
without the written consent of Pace Analytical Services, LLC.

Pace Analytical Services, LLC
9800 Kincey Ave. Suite 100
Huntersville, NC 28078
(704)875-9092

QUALITY CONTROL DATA

Project: Plant Hammond AP-1
Pace Project No.: 92714158

QC Batch: 834672
QC Batch Method: EPA 3005A
Analysis Method: EPA 6020B
Analysis Description: 6020 MET
Laboratory: Pace Analytical Services - Peachtree Corners, GA
Associated Lab Samples: 92714158023, 92714158024

METHOD BLANK: 4312318 Matrix: Water
Associated Lab Samples: 92714158023, 92714158024

Parameter	Units	Blank Result	Reporting Limit	MDL	Analyzed	Qualifiers
Antimony	mg/L	ND	0.0030	0.00054	02/26/24 13:21	
Arsenic	mg/L	ND	0.0050	0.00084	02/26/24 13:21	
Barium	mg/L	ND	0.0050	0.00047	02/26/24 13:21	
Beryllium	mg/L	ND	0.00050	0.000094	02/26/24 13:21	
Boron	mg/L	ND	0.040	0.012	02/26/24 13:21	
Cadmium	mg/L	ND	0.00050	0.00010	02/26/24 13:21	
Chromium	mg/L	ND	0.0050	0.0019	02/26/24 13:21	
Cobalt	mg/L	ND	0.0050	0.00032	02/26/24 13:21	
Lead	mg/L	ND	0.0010	0.00016	02/26/24 13:21	
Lithium	mg/L	ND	0.030	0.0016	02/26/24 13:21	
Molybdenum	mg/L	ND	0.010	0.00062	02/26/24 13:21	
Selenium	mg/L	ND	0.0050	0.00096	02/26/24 13:21	
Thallium	mg/L	ND	0.0010	0.00038	02/26/24 13:21	

LABORATORY CONTROL SAMPLE: 4312319

Parameter	Units	Spike Conc.	LCS Result	LCS % Rec	% Rec Limits	Qualifiers
Antimony	mg/L	0.1	0.10	103	80-120	
Arsenic	mg/L	0.1	0.10	101	80-120	
Barium	mg/L	0.1	0.10	101	80-120	
Beryllium	mg/L	0.1	0.11	106	80-120	
Boron	mg/L	1	1.0	105	80-120	
Cadmium	mg/L	0.1	0.10	101	80-120	
Chromium	mg/L	0.1	0.10	102	80-120	
Cobalt	mg/L	0.1	0.10	102	80-120	
Lead	mg/L	0.1	0.10	101	80-120	
Lithium	mg/L	0.1	0.11	105	80-120	
Molybdenum	mg/L	0.1	0.10	102	80-120	
Selenium	mg/L	0.1	0.099	99	80-120	
Thallium	mg/L	0.1	0.099	99	80-120	

MATRIX SPIKE & MATRIX SPIKE DUPLICATE: 4312320 4312321

Parameter	Units	92713577014 Result	MS Spike Conc.	MSD Spike Conc.	MS Result	MSD Result	MS % Rec	MSD % Rec	% Rec Limits	RPD	Max RPD	Qual
Antimony	mg/L	ND	0.1	0.1	0.10	0.10	100	104	75-125	5	20	
Arsenic	mg/L	0.0013J	0.1	0.1	0.10	0.10	100	102	75-125	2	20	

Results presented on this page are in the units indicated by the "Units" column except where an alternate unit is presented to the right of the result.

REPORT OF LABORATORY ANALYSIS

This report shall not be reproduced, except in full,
without the written consent of Pace Analytical Services, LLC.

Pace Analytical Services, LLC
9800 Kincey Ave. Suite 100
Huntersville, NC 28078
(704)875-9092

QUALITY CONTROL DATA

Project: Plant Hammond AP-1
Pace Project No.: 92714158

MATRIX SPIKE & MATRIX SPIKE DUPLICATE: 4312320 4312321

Parameter	Units	92713577014 Result	MS Spike Conc.	MSD Spike Conc.	MS Result	MSD Result	MS % Rec	MSD % Rec	% Rec Limits	RPD	Max RPD	Qual
Barium	mg/L	0.078	0.1	0.1	0.17	0.18	97	101	75-125	2	20	
Beryllium	mg/L	ND	0.1	0.1	0.089	0.089	89	89	75-125	0	20	
Boron	mg/L	0.22	1	1	1.1	1.2	91	93	75-125	2	20	
Cadmium	mg/L	ND	0.1	0.1	0.099	0.10	99	102	75-125	3	20	
Chromium	mg/L	ND	0.1	0.1	0.099	0.10	98	102	75-125	4	20	
Cobalt	mg/L	0.0011J	0.1	0.1	0.099	0.10	98	99	75-125	1	20	
Lead	mg/L	ND	0.1	0.1	0.098	0.10	98	100	75-125	2	20	
Lithium	mg/L	ND	0.1	0.1	0.089	0.091	89	90	75-125	2	20	
Molybdenum	mg/L	ND	0.1	0.1	0.098	0.10	98	101	75-125	3	20	
Selenium	mg/L	ND	0.1	0.1	0.10	0.10	101	102	75-125	1	20	
Thallium	mg/L	ND	0.1	0.1	0.097	0.099	97	99	75-125	2	20	

Results presented on this page are in the units indicated by the "Units" column except where an alternate unit is presented to the right of the result.

REPORT OF LABORATORY ANALYSIS

This report shall not be reproduced, except in full,
without the written consent of Pace Analytical Services, LLC.

Pace Analytical Services, LLC
9800 Kincey Ave. Suite 100
Huntersville, NC 28078
(704)875-9092

QUALITY CONTROL DATA

Project: Plant Hammond AP-1
Pace Project No.: 92714158

QC Batch: 835067
QC Batch Method: EPA 7470A
Analysis Method: EPA 7470A
Analysis Description: 7470 Mercury
Laboratory: Pace Analytical Services - Peachtree Corners, GA
Associated Lab Samples: 92714158001, 92714158002, 92714158003, 92714158004, 92714158005, 92714158006, 92714158007, 92714158008, 92714158009, 92714158010, 92714158011, 92714158012, 92714158013, 92714158014, 92714158015, 92714158016, 92714158017, 92714158018, 92714158019, 92714158020

METHOD BLANK: 4314253 Matrix: Water
Associated Lab Samples: 92714158001, 92714158002, 92714158003, 92714158004, 92714158005, 92714158006, 92714158007, 92714158008, 92714158009, 92714158010, 92714158011, 92714158012, 92714158013, 92714158014, 92714158015, 92714158016, 92714158017, 92714158018, 92714158019, 92714158020

Parameter	Units	Blank Result	Reporting Limit	MDL	Analyzed	Qualifiers
Mercury	mg/L	ND	0.00020	0.00013	02/27/24 09:43	

LABORATORY CONTROL SAMPLE: 4314254

Parameter	Units	Spike Conc.	LCS Result	LCS % Rec	% Rec Limits	Qualifiers
Mercury	mg/L	0.0025	0.0021	86	80-120	

MATRIX SPIKE & MATRIX SPIKE DUPLICATE: 4314255 4314256

Parameter	Units	92714158001 Result	MS Spike Conc.	MSD Spike Conc.	MS Result	MSD Result	MS % Rec	MSD % Rec	% Rec Limits	RPD	Max RPD	Qual
Mercury	mg/L	ND	0.0025	0.0025	0.0023	0.0023	94	94	75-125	0	20	

Results presented on this page are in the units indicated by the "Units" column except where an alternate unit is presented to the right of the result.

REPORT OF LABORATORY ANALYSIS

This report shall not be reproduced, except in full,
without the written consent of Pace Analytical Services, LLC.

Pace Analytical Services, LLC
9800 Kincey Ave. Suite 100
Huntersville, NC 28078
(704)875-9092

QUALITY CONTROL DATA

Project: Plant Hammond AP-1
Pace Project No.: 92714158

QC Batch: 835135
QC Batch Method: EPA 7470A
Analysis Method: EPA 7470A
Analysis Description: 7470 Mercury
Laboratory: Pace Analytical Services - Peachtree Corners, GA
Associated Lab Samples: 92714158021, 92714158022, 92714158023, 92714158024

METHOD BLANK: 4314459 Matrix: Water
Associated Lab Samples: 92714158021, 92714158022, 92714158023, 92714158024

Parameter	Units	Blank Result	Reporting Limit	MDL	Analyzed	Qualifiers
Mercury	mg/L	ND	0.00020	0.00013	02/27/24 11:41	

LABORATORY CONTROL SAMPLE: 4314460

Parameter	Units	Spike Conc.	LCS Result	LCS % Rec	% Rec Limits	Qualifiers
Mercury	mg/L	0.0025	0.0027	107	80-120	

MATRIX SPIKE & MATRIX SPIKE DUPLICATE: 4314461 4314462

Parameter	Units	92714148001 Result	MS Spike Conc.	MSD Spike Conc.	MS Result	MSD Result	MS % Rec	MSD % Rec	% Rec Limits	RPD	Max RPD	Qual
Mercury	mg/L	ND	0.0025	0.0025	0.0024	0.0023	94	93	75-125	1	20	

Results presented on this page are in the units indicated by the "Units" column except where an alternate unit is presented to the right of the result.

REPORT OF LABORATORY ANALYSIS

This report shall not be reproduced, except in full,
without the written consent of Pace Analytical Services, LLC.

Pace Analytical Services, LLC
9800 Kincey Ave. Suite 100
Huntersville, NC 28078
(704)875-9092

QUALITY CONTROL DATA

Project: Plant Hammond AP-1
Pace Project No.: 92714158

QC Batch: 833431 | Analysis Method: SM 2540C-2015
QC Batch Method: SM 2540C-2015 | Analysis Description: 2540C Total Dissolved Solids
Laboratory: Pace Analytical Services - Peachtree Corners, GA
Associated Lab Samples: 92714158001, 92714158002, 92714158003, 92714158004, 92714158005, 92714158006, 92714158007, 92714158008, 92714158009, 92714158010

METHOD BLANK: 4306608 Matrix: Water
Associated Lab Samples: 92714158001, 92714158002, 92714158003, 92714158004, 92714158005, 92714158006, 92714158007, 92714158008, 92714158009, 92714158010

Parameter	Units	Blank Result	Reporting Limit	MDL	Analyzed	Qualifiers
Total Dissolved Solids	mg/L	ND	25.0	25.0	02/19/24 17:40	

LABORATORY CONTROL SAMPLE: 4306609

Parameter	Units	Spike Conc.	LCS Result	LCS % Rec	% Rec Limits	Qualifiers
Total Dissolved Solids	mg/L	400	395	99	80-120	

SAMPLE DUPLICATE: 4306610

Parameter	Units	92714171001 Result	Dup Result	RPD	Max RPD	Qualifiers
Total Dissolved Solids	mg/L	248	244	2	10	

SAMPLE DUPLICATE: 4306611

Parameter	Units	92714158002 Result	Dup Result	RPD	Max RPD	Qualifiers
Total Dissolved Solids	mg/L	407	434	6	10	

Results presented on this page are in the units indicated by the "Units" column except where an alternate unit is presented to the right of the result.

REPORT OF LABORATORY ANALYSIS

This report shall not be reproduced, except in full,
without the written consent of Pace Analytical Services, LLC.

Pace Analytical Services, LLC
9800 Kincey Ave. Suite 100
Huntersville, NC 28078
(704)875-9092

QUALITY CONTROL DATA

Project: Plant Hammond AP-1
Pace Project No.: 92714158

QC Batch: 833549 | Analysis Method: SM 2540C-2015
QC Batch Method: SM 2540C-2015 | Analysis Description: 2540C Total Dissolved Solids
Laboratory: Pace Analytical Services - Peachtree Corners, GA
Associated Lab Samples: 92714158011, 92714158012, 92714158013, 92714158014, 92714158015, 92714158016, 92714158017

METHOD BLANK: 4307078 Matrix: Water
Associated Lab Samples: 92714158011, 92714158012, 92714158013, 92714158014, 92714158015, 92714158016, 92714158017

Parameter	Units	Blank Result	Reporting Limit	MDL	Analyzed	Qualifiers
Total Dissolved Solids	mg/L	ND	25.0	25.0	02/20/24 12:50	

LABORATORY CONTROL SAMPLE: 4307079

Parameter	Units	Spike Conc.	LCS Result	LCS % Rec	% Rec Limits	Qualifiers
Total Dissolved Solids	mg/L	400	398	100	80-120	

SAMPLE DUPLICATE: 4307080

Parameter	Units	92713572004 Result	Dup Result	RPD	Max RPD	Qualifiers
Total Dissolved Solids	mg/L	502	517	3	10	

SAMPLE DUPLICATE: 4307081

Parameter	Units	92714148005 Result	Dup Result	RPD	Max RPD	Qualifiers
Total Dissolved Solids	mg/L	ND	76.0		10	

Results presented on this page are in the units indicated by the "Units" column except where an alternate unit is presented to the right of the result.

REPORT OF LABORATORY ANALYSIS

This report shall not be reproduced, except in full,
without the written consent of Pace Analytical Services, LLC.

Pace Analytical Services, LLC
9800 Kincey Ave. Suite 100
Huntersville, NC 28078
(704)875-9092

QUALITY CONTROL DATA

Project: Plant Hammond AP-1
Pace Project No.: 92714158

QC Batch: 833913 | Analysis Method: SM 2540C-2015
QC Batch Method: SM 2540C-2015 | Analysis Description: 2540C Total Dissolved Solids
Laboratory: Pace Analytical Services - Peachtree Corners, GA
Associated Lab Samples: 92714158018, 92714158019, 92714158020, 92714158021, 92714158022

METHOD BLANK: 4308816 Matrix: Water
Associated Lab Samples: 92714158018, 92714158019, 92714158020, 92714158021, 92714158022

Parameter	Units	Blank Result	Reporting Limit	MDL	Analyzed	Qualifiers
Total Dissolved Solids	mg/L	ND	25.0	25.0	02/21/24 18:05	

LABORATORY CONTROL SAMPLE: 4308817

Parameter	Units	Spike Conc.	LCS Result	LCS % Rec	% Rec Limits	Qualifiers
Total Dissolved Solids	mg/L	400	412	103	80-120	

SAMPLE DUPLICATE: 4308818

Parameter	Units	92714158018 Result	Dup Result	RPD	Max RPD	Qualifiers
Total Dissolved Solids	mg/L	334	361	8	10	

SAMPLE DUPLICATE: 4308819

Parameter	Units	92714171012 Result	Dup Result	RPD	Max RPD	Qualifiers
Total Dissolved Solids	mg/L	224	206	8	10	

Results presented on this page are in the units indicated by the "Units" column except where an alternate unit is presented to the right of the result.

REPORT OF LABORATORY ANALYSIS

This report shall not be reproduced, except in full,
without the written consent of Pace Analytical Services, LLC.

Pace Analytical Services, LLC
9800 Kincey Ave. Suite 100
Huntersville, NC 28078
(704)875-9092

QUALITY CONTROL DATA

Project: Plant Hammond AP-1
Pace Project No.: 92714158

QC Batch: 834581
QC Batch Method: SM 2540C-2015
Analysis Method: SM 2540C-2015
Analysis Description: 2540C Total Dissolved Solids
Laboratory: Pace Analytical Services - Peachtree Corners, GA
Associated Lab Samples: 92714158023, 92714158024

METHOD BLANK: 4311905 Matrix: Water
Associated Lab Samples: 92714158023, 92714158024

Parameter	Units	Blank Result	Reporting Limit	MDL	Analyzed	Qualifiers
Total Dissolved Solids	mg/L	ND	25.0	25.0	02/23/24 13:29	

LABORATORY CONTROL SAMPLE: 4311906

Parameter	Units	Spike Conc.	LCS Result	LCS % Rec	% Rec Limits	Qualifiers
Total Dissolved Solids	mg/L	400	394	98	80-120	

SAMPLE DUPLICATE: 4311908

Parameter	Units	92714158024 Result	Dup Result	RPD	Max RPD	Qualifiers
Total Dissolved Solids	mg/L	348	219	46	10	D6

SAMPLE DUPLICATE: 4311913

Parameter	Units	92713577008 Result	Dup Result	RPD	Max RPD	Qualifiers
Total Dissolved Solids	mg/L	640	693	8	10	

Results presented on this page are in the units indicated by the "Units" column except where an alternate unit is presented to the right of the result.

REPORT OF LABORATORY ANALYSIS

This report shall not be reproduced, except in full,
without the written consent of Pace Analytical Services, LLC.

Pace Analytical Services, LLC
9800 Kincey Ave. Suite 100
Huntersville, NC 28078
(704)875-9092

QUALITY CONTROL DATA

Project: Plant Hammond AP-1
Pace Project No.: 92714158

QC Batch: 833544
QC Batch Method: SM 2320B-2011
Analysis Method: SM 2320B-2011
Analysis Description: 2320B Alkalinity
Laboratory: Pace Analytical Services - Asheville
Associated Lab Samples: 92714158001

METHOD BLANK: 4307055 Matrix: Water
Associated Lab Samples: 92714158001

Parameter	Units	Blank Result	Reporting Limit	MDL	Analyzed	Qualifiers
Alkalinity, Total as CaCO3	mg/L	ND	5.0	5.0	02/20/24 16:07	
Alkalinity,Bicarbonate (CaCO3)	mg/L	ND	5.0	5.0	02/20/24 16:07	
Alkalinity,Carbonate (CaCO3)	mg/L	ND	5.0	5.0	02/20/24 16:07	

LABORATORY CONTROL SAMPLE: 4307056

Parameter	Units	Spike Conc.	LCS Result	LCS % Rec	% Rec Limits	Qualifiers
Alkalinity, Total as CaCO3	mg/L	50	50.7	101	80-120	

LABORATORY CONTROL SAMPLE: 4307057

Parameter	Units	Spike Conc.	LCS Result	LCS % Rec	% Rec Limits	Qualifiers
Alkalinity, Total as CaCO3	mg/L	50	51.5	103	80-120	

MATRIX SPIKE & MATRIX SPIKE DUPLICATE: 4307058 4307059

Parameter	Units	92713542012 Result	MS Spike Conc.	MSD Spike Conc.	MS Result	MSD Result	MS % Rec	MSD % Rec	% Rec Limits	RPD	Max RPD	Qual
Alkalinity, Total as CaCO3	mg/L	ND	50	50	55.2	50.8	110	101	80-120	8	25	

MATRIX SPIKE & MATRIX SPIKE DUPLICATE: 4307060 4307061

Parameter	Units	92713559016 Result	MS Spike Conc.	MSD Spike Conc.	MS Result	MSD Result	MS % Rec	MSD % Rec	% Rec Limits	RPD	Max RPD	Qual
Alkalinity, Total as CaCO3	mg/L	11.7	50	50	62.0	74.6	101	126	80-120	18	25	M1

Results presented on this page are in the units indicated by the "Units" column except where an alternate unit is presented to the right of the result.

REPORT OF LABORATORY ANALYSIS

This report shall not be reproduced, except in full,
without the written consent of Pace Analytical Services, LLC.

Pace Analytical Services, LLC
9800 Kincey Ave. Suite 100
Huntersville, NC 28078
(704)875-9092

QUALITY CONTROL DATA

Project: Plant Hammond AP-1
Pace Project No.: 92714158

QC Batch: 833842
QC Batch Method: SM 2320B-2011
Analysis Method: SM 2320B-2011
Analysis Description: 2320B Alkalinity
Laboratory: Pace Analytical Services - Asheville
Associated Lab Samples: 92714158002, 92714158003, 92714158004, 92714158005, 92714158006, 92714158007, 92714158010

METHOD BLANK: 4308544 Matrix: Water
Associated Lab Samples: 92714158002, 92714158003, 92714158004, 92714158005, 92714158006, 92714158007, 92714158010

Parameter	Units	Blank Result	Reporting Limit	MDL	Analyzed	Qualifiers
Alkalinity, Total as CaCO3	mg/L	ND	5.0	5.0	02/21/24 11:01	
Alkalinity,Bicarbonate (CaCO3)	mg/L	ND	5.0	5.0	02/21/24 11:01	
Alkalinity,Carbonate (CaCO3)	mg/L	ND	5.0	5.0	02/21/24 11:01	

LABORATORY CONTROL SAMPLE: 4308545

Parameter	Units	Spike Conc.	LCS Result	LCS % Rec	% Rec Limits	Qualifiers
Alkalinity, Total as CaCO3	mg/L	50	51.1	102	80-120	

LABORATORY CONTROL SAMPLE: 4308546

Parameter	Units	Spike Conc.	LCS Result	LCS % Rec	% Rec Limits	Qualifiers
Alkalinity, Total as CaCO3	mg/L	50	52.4	105	80-120	

MATRIX SPIKE & MATRIX SPIKE DUPLICATE: 4308547 4308548

Parameter	Units	92713572004 Result	MS Spike Conc.	MSD Spike Conc.	MS Result	MSD Result	MS % Rec	MSD % Rec	% Rec Limits	RPD	Max RPD	Qual
Alkalinity, Total as CaCO3	mg/L	417	50	50	474	466	114	99	80-120	2	25	

MATRIX SPIKE & MATRIX SPIKE DUPLICATE: 4308549 4308550

Parameter	Units	92714171007 Result	MS Spike Conc.	MSD Spike Conc.	MS Result	MSD Result	MS % Rec	MSD % Rec	% Rec Limits	RPD	Max RPD	Qual
Alkalinity, Total as CaCO3	mg/L	124	50	50	175	175	101	102	80-120	0	25	

Results presented on this page are in the units indicated by the "Units" column except where an alternate unit is presented to the right of the result.

REPORT OF LABORATORY ANALYSIS

This report shall not be reproduced, except in full,
without the written consent of Pace Analytical Services, LLC.

Pace Analytical Services, LLC
9800 Kincey Ave. Suite 100
Huntersville, NC 28078
(704)875-9092

QUALITY CONTROL DATA

Project: Plant Hammond AP-1
Pace Project No.: 92714158

QC Batch: 833947
QC Batch Method: SM 2320B-2011
Analysis Method: SM 2320B-2011
Analysis Description: 2320B Alkalinity
Laboratory: Pace Analytical Services - Asheville
Associated Lab Samples: 92714158011, 92714158012, 92714158013, 92714158014, 92714158015, 92714158016, 92714158017, 92714158019, 92714158020

METHOD BLANK: 4309016 Matrix: Water
Associated Lab Samples: 92714158011, 92714158012, 92714158013, 92714158014, 92714158015, 92714158016, 92714158017, 92714158019, 92714158020

Parameter	Units	Blank Result	Reporting Limit	MDL	Analyzed	Qualifiers
Alkalinity, Total as CaCO3	mg/L	ND	5.0	5.0	02/21/24 19:45	
Alkalinity,Bicarbonate (CaCO3)	mg/L	ND	5.0	5.0	02/21/24 19:45	
Alkalinity,Carbonate (CaCO3)	mg/L	ND	5.0	5.0	02/21/24 19:45	

LABORATORY CONTROL SAMPLE: 4309017

Parameter	Units	Spike Conc.	LCS Result	LCS % Rec	% Rec Limits	Qualifiers
Alkalinity, Total as CaCO3	mg/L	50	50.0	100	80-120	

LABORATORY CONTROL SAMPLE: 4309018

Parameter	Units	Spike Conc.	LCS Result	LCS % Rec	% Rec Limits	Qualifiers
Alkalinity, Total as CaCO3	mg/L	50	50.8	102	80-120	

MATRIX SPIKE & MATRIX SPIKE DUPLICATE: 4309019 4309020

Parameter	Units	92714171010 Result	MS Spike Conc.	MSD Spike Conc.	MS Result	MSD Result	MS % Rec	MSD % Rec	% Rec Limits	RPD	Max RPD	Qual
Alkalinity, Total as CaCO3	mg/L	306	50	50	350	351	89	90	80-120	0	25	

MATRIX SPIKE & MATRIX SPIKE DUPLICATE: 4309021 4309022

Parameter	Units	92714171011 Result	MS Spike Conc.	MSD Spike Conc.	MS Result	MSD Result	MS % Rec	MSD % Rec	% Rec Limits	RPD	Max RPD	Qual
Alkalinity, Total as CaCO3	mg/L	301	50	50	345	342	88	83	80-120	1	25	

Results presented on this page are in the units indicated by the "Units" column except where an alternate unit is presented to the right of the result.

REPORT OF LABORATORY ANALYSIS

This report shall not be reproduced, except in full,
without the written consent of Pace Analytical Services, LLC.

Pace Analytical Services, LLC
9800 Kincey Ave. Suite 100
Huntersville, NC 28078
(704)875-9092

QUALITY CONTROL DATA

Project: Plant Hammond AP-1
Pace Project No.: 92714158

QC Batch: 834334
QC Batch Method: SM 2320B-2011
Analysis Method: SM 2320B-2011
Analysis Description: 2320B Alkalinity
Laboratory: Pace Analytical Services - Asheville
Associated Lab Samples: 92714158018

METHOD BLANK: 4310874 Matrix: Water
Associated Lab Samples: 92714158018

Parameter	Units	Blank Result	Reporting Limit	MDL	Analyzed	Qualifiers
Alkalinity, Total as CaCO3	mg/L	ND	5.0	5.0	02/22/24 19:23	
Alkalinity,Bicarbonate (CaCO3)	mg/L	ND	5.0	5.0	02/22/24 19:23	
Alkalinity,Carbonate (CaCO3)	mg/L	ND	5.0	5.0	02/22/24 19:23	

LABORATORY CONTROL SAMPLE: 4310875

Parameter	Units	Spike Conc.	LCS Result	LCS % Rec	% Rec Limits	Qualifiers
Alkalinity, Total as CaCO3	mg/L	50	50.2	100	80-120	

LABORATORY CONTROL SAMPLE: 4310876

Parameter	Units	Spike Conc.	LCS Result	LCS % Rec	% Rec Limits	Qualifiers
Alkalinity, Total as CaCO3	mg/L	50	51.8	104	80-120	

MATRIX SPIKE & MATRIX SPIKE DUPLICATE: 4310877 4310878

Parameter	Units	92714468009 Result	MS Spike Conc.	MSD Spike Conc.	MS Result	MSD Result	MS % Rec	MSD % Rec	% Rec Limits	RPD	Max RPD	Qual
Alkalinity, Total as CaCO3	mg/L	10.2	50	50	61.3	61.6	102	103	80-120	1	25	

MATRIX SPIKE & MATRIX SPIKE DUPLICATE: 4310879 4310880

Parameter	Units	92713565015 Result	MS Spike Conc.	MSD Spike Conc.	MS Result	MSD Result	MS % Rec	MSD % Rec	% Rec Limits	RPD	Max RPD	Qual
Alkalinity, Total as CaCO3	mg/L	163	50	50	212	211	97	97	80-120	0	25	

Results presented on this page are in the units indicated by the "Units" column except where an alternate unit is presented to the right of the result.

REPORT OF LABORATORY ANALYSIS

This report shall not be reproduced, except in full,
without the written consent of Pace Analytical Services, LLC.

Pace Analytical Services, LLC
9800 Kincey Ave. Suite 100
Huntersville, NC 28078
(704)875-9092

QUALITY CONTROL DATA

Project: Plant Hammond AP-1
Pace Project No.: 92714158

QC Batch: 834611
QC Batch Method: SM 2320B-2011
Analysis Method: SM 2320B-2011
Analysis Description: 2320B Alkalinity
Laboratory: Pace Analytical Services - Asheville
Associated Lab Samples: 92714158023, 92714158024

METHOD BLANK: 4312116 Matrix: Water
Associated Lab Samples: 92714158023, 92714158024

Parameter	Units	Blank Result	Reporting Limit	MDL	Analyzed	Qualifiers
Alkalinity, Total as CaCO3	mg/L	ND	5.0	5.0	02/23/24 13:34	
Alkalinity,Bicarbonate (CaCO3)	mg/L	ND	5.0	5.0	02/23/24 13:34	
Alkalinity,Carbonate (CaCO3)	mg/L	ND	5.0	5.0	02/23/24 13:34	

LABORATORY CONTROL SAMPLE: 4312117

Parameter	Units	Spike Conc.	LCS Result	LCS % Rec	% Rec Limits	Qualifiers
Alkalinity, Total as CaCO3	mg/L	50	50.8	102	80-120	

LABORATORY CONTROL SAMPLE: 4312118

Parameter	Units	Spike Conc.	LCS Result	LCS % Rec	% Rec Limits	Qualifiers
Alkalinity, Total as CaCO3	mg/L	50	51.3	103	80-120	

MATRIX SPIKE & MATRIX SPIKE DUPLICATE: 4312119 4312120

Parameter	Units	92714723001 Result	MS Spike Conc.	MSD Spike Conc.	MS Result	MSD Result	MS % Rec	MSD % Rec	% Rec Limits	RPD	Max RPD	Qual
Alkalinity, Total as CaCO3	mg/L	36.4	50	50	87.1	86.4	101	100	80-120	1	25	

MATRIX SPIKE & MATRIX SPIKE DUPLICATE: 4312121 4312122

Parameter	Units	92714723002 Result	MS Spike Conc.	MSD Spike Conc.	MS Result	MSD Result	MS % Rec	MSD % Rec	% Rec Limits	RPD	Max RPD	Qual
Alkalinity, Total as CaCO3	mg/L	73.5	50	50	120	121	94	95	80-120	1	25	

Results presented on this page are in the units indicated by the "Units" column except where an alternate unit is presented to the right of the result.

REPORT OF LABORATORY ANALYSIS

This report shall not be reproduced, except in full,
without the written consent of Pace Analytical Services, LLC.

Pace Analytical Services, LLC
9800 Kincey Ave. Suite 100
Huntersville, NC 28078
(704)875-9092

QUALITY CONTROL DATA

Project: Plant Hammond AP-1
Pace Project No.: 92714158

QC Batch: 833475
QC Batch Method: SM 4500-S2D-2011
Analysis Method: SM 4500-S2D-2011
Analysis Description: 4500S2D Sulfide Water
Laboratory: Pace Analytical Services - Asheville
Associated Lab Samples: 92714158001, 92714158002, 92714158003, 92714158004, 92714158005, 92714158006, 92714158007, 92714158010

METHOD BLANK: 4306854 Matrix: Water
Associated Lab Samples: 92714158001, 92714158002, 92714158003, 92714158004, 92714158005, 92714158006, 92714158007, 92714158010

Parameter	Units	Blank Result	Reporting Limit	MDL	Analyzed	Qualifiers
Sulfide	mg/L	ND	0.10	0.022	02/21/24 03:14	

LABORATORY CONTROL SAMPLE: 4306855

Parameter	Units	Spike Conc.	LCS Result	LCS % Rec	% Rec Limits	Qualifiers
Sulfide	mg/L	0.5	0.53	105	80-120	

MATRIX SPIKE & MATRIX SPIKE DUPLICATE: 4306856 4306857

Parameter	Units	92713577003 Result	MS Spike Conc.	MSD Spike Conc.	MS Result	MSD Result	MS % Rec	MSD % Rec	% Rec Limits	RPD	Max RPD	Qual
Sulfide	mg/L	ND	0.5	0.5	0.50	0.54	98	107	80-120	8	10	

MATRIX SPIKE & MATRIX SPIKE DUPLICATE: 4306858 4306859

Parameter	Units	92714158010 Result	MS Spike Conc.	MSD Spike Conc.	MS Result	MSD Result	MS % Rec	MSD % Rec	% Rec Limits	RPD	Max RPD	Qual
Sulfide	mg/L	ND	0.5	0.5	0.48	0.51	96	101	80-120	5	10	

Results presented on this page are in the units indicated by the "Units" column except where an alternate unit is presented to the right of the result.

REPORT OF LABORATORY ANALYSIS

This report shall not be reproduced, except in full,
without the written consent of Pace Analytical Services, LLC.

Pace Analytical Services, LLC
9800 Kincey Ave. Suite 100
Huntersville, NC 28078
(704)875-9092

QUALITY CONTROL DATA

Project: Plant Hammond AP-1
Pace Project No.: 92714158

QC Batch: 833476
QC Batch Method: SM 4500-S2D-2011
Analysis Method: SM 4500-S2D-2011
Analysis Description: 4500S2D Sulfide Water
Laboratory: Pace Analytical Services - Asheville
Associated Lab Samples: 92714158011, 92714158012, 92714158013, 92714158014, 92714158015, 92714158016, 92714158017, 92714158018, 92714158019, 92714158020

METHOD BLANK: 4306860 Matrix: Water
Associated Lab Samples: 92714158011, 92714158012, 92714158013, 92714158014, 92714158015, 92714158016, 92714158017, 92714158018, 92714158019, 92714158020

Parameter	Units	Blank Result	Reporting Limit	MDL	Analyzed	Qualifiers
Sulfide	mg/L	ND	0.10	0.022	02/21/24 03:25	

LABORATORY CONTROL SAMPLE: 4306861

Parameter	Units	Spike Conc.	LCS Result	LCS % Rec	% Rec Limits	Qualifiers
Sulfide	mg/L	0.5	0.52	103	80-120	

MATRIX SPIKE & MATRIX SPIKE DUPLICATE: 4306862 4306863

Parameter	Units	92714148005 Result	MS Spike Conc.	MSD Spike Conc.	MS Result	MSD Result	MS % Rec	MSD % Rec	% Rec Limits	RPD	Max RPD	Qual
Sulfide	mg/L	ND	0.5	0.5	0.51	0.57	101	114	80-120	12	10	R1

MATRIX SPIKE & MATRIX SPIKE DUPLICATE: 4306864 4306865

Parameter	Units	92714158018 Result	MS Spike Conc.	MSD Spike Conc.	MS Result	MSD Result	MS % Rec	MSD % Rec	% Rec Limits	RPD	Max RPD	Qual
Sulfide	mg/L	0.19	0.5	0.5	0.67	0.68	97	99	80-120	1	10	

Results presented on this page are in the units indicated by the "Units" column except where an alternate unit is presented to the right of the result.

REPORT OF LABORATORY ANALYSIS

This report shall not be reproduced, except in full,
without the written consent of Pace Analytical Services, LLC.

Pace Analytical Services, LLC
9800 Kincey Ave. Suite 100
Huntersville, NC 28078
(704)875-9092

QUALITY CONTROL DATA

Project: Plant Hammond AP-1
Pace Project No.: 92714158

QC Batch: 833808
QC Batch Method: SM 4500-S2D-2011
Analysis Method: SM 4500-S2D-2011
Analysis Description: 4500S2D Sulfide Water
Laboratory: Pace Analytical Services - Asheville
Associated Lab Samples: 92714158023, 92714158024

METHOD BLANK: 4308452 Matrix: Water
Associated Lab Samples: 92714158023, 92714158024

Parameter	Units	Blank Result	Reporting Limit	MDL	Analyzed	Qualifiers
Sulfide	mg/L	ND	0.10	0.022	02/21/24 03:37	

LABORATORY CONTROL SAMPLE: 4308453

Parameter	Units	Spike Conc.	LCS Result	LCS % Rec	% Rec Limits	Qualifiers
Sulfide	mg/L	0.5	0.52	103	80-120	

MATRIX SPIKE & MATRIX SPIKE DUPLICATE: 4308454 4308455

Parameter	Units	92713572008 Result	MS Spike Conc.	MSD Spike Conc.	MS Result	MSD Result	MS % Rec	MSD % Rec	% Rec Limits	RPD	Max RPD	Qual
Sulfide	mg/L	ND	0.5	0.5	0.50	0.53	100	106	80-120	6	10	

MATRIX SPIKE & MATRIX SPIKE DUPLICATE: 4308456 4308457

Parameter	Units	92713565007 Result	MS Spike Conc.	MSD Spike Conc.	MS Result	MSD Result	MS % Rec	MSD % Rec	% Rec Limits	RPD	Max RPD	Qual
Sulfide	mg/L	ND	0.5	0.5	0.45	0.49	91	98	80-120	7	10	

Results presented on this page are in the units indicated by the "Units" column except where an alternate unit is presented to the right of the result.

REPORT OF LABORATORY ANALYSIS

This report shall not be reproduced, except in full,
without the written consent of Pace Analytical Services, LLC.

Pace Analytical Services, LLC
9800 Kincey Ave. Suite 100
Huntersville, NC 28078
(704)875-9092

QUALITY CONTROL DATA

Project: Plant Hammond AP-1
Pace Project No.: 92714158

QC Batch: 833447
QC Batch Method: EPA 300.0 Rev 2.1 1993
Analysis Method: EPA 300.0 Rev 2.1 1993
Analysis Description: 300.0 IC Anions
Laboratory: Pace Analytical Services - Asheville
Associated Lab Samples: 92714158001, 92714158002, 92714158003, 92714158004, 92714158005, 92714158006, 92714158007, 92714158008, 92714158009

METHOD BLANK: 4306763 Matrix: Water
Associated Lab Samples: 92714158001, 92714158002, 92714158003, 92714158004, 92714158005, 92714158006, 92714158007, 92714158008, 92714158009

Parameter	Units	Blank Result	Reporting Limit	MDL	Analyzed	Qualifiers
Chloride	mg/L	ND	1.0	0.60	02/20/24 00:13	
Fluoride	mg/L	ND	0.10	0.050	02/20/24 00:13	
Sulfate	mg/L	ND	1.0	0.50	02/20/24 00:13	

LABORATORY CONTROL SAMPLE: 4306764

Parameter	Units	Spike Conc.	LCS Result	LCS % Rec	% Rec Limits	Qualifiers
Chloride	mg/L	50	51.5	103	90-110	
Fluoride	mg/L	2.5	2.6	102	90-110	
Sulfate	mg/L	50	51.7	103	90-110	

MATRIX SPIKE & MATRIX SPIKE DUPLICATE: 4306765 4306766

Parameter	Units	92714116001 Result	MS Spike Conc.	MSD Spike Conc.	MS Result	MSD Result	MS % Rec	MSD % Rec	% Rec Limits	RPD	Max RPD	Qual
Chloride	mg/L	3850	50	50	3880	3870	55	39	90-110	0	10	M1
Fluoride	mg/L	ND	2.5	2.5	ND	ND	0	0	90-110		10	D3,M1
Sulfate	mg/L	ND	50	50	97.4J	98.6J	63	66	90-110		10	D3,M1

MATRIX SPIKE & MATRIX SPIKE DUPLICATE: 4306767 4306768

Parameter	Units	92713577005 Result	MS Spike Conc.	MSD Spike Conc.	MS Result	MSD Result	MS % Rec	MSD % Rec	% Rec Limits	RPD	Max RPD	Qual
Chloride	mg/L	1.5	50	50	52.8	53.9	103	105	90-110	2	10	
Fluoride	mg/L	0.18	2.5	2.5	2.7	2.7	100	102	90-110	2	10	
Sulfate	mg/L	4.9	50	50	56.5	57.6	103	105	90-110	2	10	

Results presented on this page are in the units indicated by the "Units" column except where an alternate unit is presented to the right of the result.

REPORT OF LABORATORY ANALYSIS

This report shall not be reproduced, except in full,
without the written consent of Pace Analytical Services, LLC.

Pace Analytical Services, LLC
9800 Kincey Ave. Suite 100
Huntersville, NC 28078
(704)875-9092

QUALITY CONTROL DATA

Project: Plant Hammond AP-1
Pace Project No.: 92714158

QC Batch: 833448
QC Batch Method: EPA 300.0 Rev 2.1 1993
Analysis Method: EPA 300.0 Rev 2.1 1993
Analysis Description: 300.0 IC Anions
Laboratory: Pace Analytical Services - Asheville
Associated Lab Samples: 92714158010, 92714158011, 92714158012, 92714158013, 92714158014, 92714158015, 92714158016, 92714158017, 92714158018, 92714158019, 92714158020, 92714158021, 92714158022

METHOD BLANK: 4306769 Matrix: Water
Associated Lab Samples: 92714158010, 92714158011, 92714158012, 92714158013, 92714158014, 92714158015, 92714158016, 92714158017, 92714158018, 92714158019, 92714158020, 92714158021, 92714158022

Parameter	Units	Blank Result	Reporting Limit	MDL	Analyzed	Qualifiers
Chloride	mg/L	ND	1.0	0.60	02/20/24 06:37	
Fluoride	mg/L	ND	0.10	0.050	02/20/24 06:37	
Sulfate	mg/L	ND	1.0	0.50	02/20/24 06:37	

LABORATORY CONTROL SAMPLE: 4306770

Parameter	Units	Spike Conc.	LCS Result	LCS % Rec	% Rec Limits	Qualifiers
Chloride	mg/L	50	52.7	105	90-110	
Fluoride	mg/L	2.5	2.5	102	90-110	
Sulfate	mg/L	50	52.8	106	90-110	

MATRIX SPIKE & MATRIX SPIKE DUPLICATE: 4306771 4306772

Parameter	Units	92714158010 Result	MS Spike Conc.	MSD Spike Conc.	MS Result	MSD Result	MS % Rec	MSD % Rec	% Rec Limits	RPD	Max RPD	Qual
Chloride	mg/L	56.3	50	50	97.2	99.6	82	87	90-110	2	10	M1
Fluoride	mg/L	0.057J	2.5	2.5	2.4	2.4	93	95	90-110	2	10	
Sulfate	mg/L	146	50	50	190	194	89	97	90-110	2	10	M1

MATRIX SPIKE & MATRIX SPIKE DUPLICATE: 4306773 4306774

Parameter	Units	92714158020 Result	MS Spike Conc.	MSD Spike Conc.	MS Result	MSD Result	MS % Rec	MSD % Rec	% Rec Limits	RPD	Max RPD	Qual
Chloride	mg/L	37.6	50	50	89.1	90.1	103	105	90-110	1	10	
Fluoride	mg/L	0.19	2.5	2.5	2.6	2.6	95	98	90-110	2	10	
Sulfate	mg/L	239	50	50	286	288	94	99	90-110	1	10	

Results presented on this page are in the units indicated by the "Units" column except where an alternate unit is presented to the right of the result.

REPORT OF LABORATORY ANALYSIS

This report shall not be reproduced, except in full,
without the written consent of Pace Analytical Services, LLC.

Pace Analytical Services, LLC
9800 Kincey Ave. Suite 100
Huntersville, NC 28078
(704)875-9092

QUALITY CONTROL DATA

Project: Plant Hammond AP-1
Pace Project No.: 92714158

QC Batch: 833869
QC Batch Method: EPA 300.0 Rev 2.1 1993
Analysis Method: EPA 300.0 Rev 2.1 1993
Analysis Description: 300.0 IC Anions
Laboratory: Pace Analytical Services - Asheville
Associated Lab Samples: 92714158023, 92714158024

METHOD BLANK: 4308614 Matrix: Water
Associated Lab Samples: 92714158023, 92714158024

Parameter	Units	Blank Result	Reporting Limit	MDL	Analyzed	Qualifiers
Chloride	mg/L	ND	1.0	0.60	02/21/24 19:09	
Fluoride	mg/L	ND	0.10	0.050	02/21/24 19:09	
Sulfate	mg/L	ND	1.0	0.50	02/21/24 19:09	

LABORATORY CONTROL SAMPLE: 4308615

Parameter	Units	Spike Conc.	LCS Result	LCS % Rec	% Rec Limits	Qualifiers
Chloride	mg/L	50	51.0	102	90-110	
Fluoride	mg/L	2.5	2.6	104	90-110	
Sulfate	mg/L	50	51.4	103	90-110	

MATRIX SPIKE & MATRIX SPIKE DUPLICATE: 4308616 4308617

Parameter	Units	92714251002 Result	MS Spike Conc.	MSD Spike Conc.	MS Result	MSD Result	MS % Rec	MSD % Rec	% Rec Limits	RPD	Max RPD	Qual
Chloride	mg/L	ND	50	50	50.2	52.0	100	104	90-110	3	10	
Fluoride	mg/L	ND	2.5	2.5	2.4	2.5	96	99	90-110	3	10	
Sulfate	mg/L	ND	50	50	50.3	52.0	100	104	90-110	3	10	

MATRIX SPIKE & MATRIX SPIKE DUPLICATE: 4308618 4308619

Parameter	Units	92713577013 Result	MS Spike Conc.	MSD Spike Conc.	MS Result	MSD Result	MS % Rec	MSD % Rec	% Rec Limits	RPD	Max RPD	Qual
Chloride	mg/L	6.8	50	50	57.8	58.5	102	103	90-110	1	10	
Fluoride	mg/L	ND	2.5	2.5	2.3	2.4	92	95	90-110	3	10	
Sulfate	mg/L	251	50	50	296	300	91	98	90-110	1	10	

Results presented on this page are in the units indicated by the "Units" column except where an alternate unit is presented to the right of the result.

REPORT OF LABORATORY ANALYSIS

This report shall not be reproduced, except in full,
without the written consent of Pace Analytical Services, LLC.

Pace Analytical Services, LLC
9800 Kincey Ave. Suite 100
Huntersville, NC 28078
(704)875-9092

QUALIFIERS

Project: Plant Hammond AP-1
Pace Project No.: 92714158

DEFINITIONS

DF - Dilution Factor, if reported, represents the factor applied to the reported data due to dilution of the sample aliquot.

ND - Not Detected at or above adjusted reporting limit.

TNTC - Too Numerous To Count

J - Estimated concentration above the adjusted method detection limit and below the adjusted reporting limit.

MDL - Adjusted Method Detection Limit.

PQL - Practical Quantitation Limit.

RL - Reporting Limit - The lowest concentration value that meets project requirements for quantitative data with known precision and bias for a specific analyte in a specific matrix.

S - Surrogate

1,2-Diphenylhydrazine decomposes to and cannot be separated from Azobenzene using Method 8270. The result for each analyte is a combined concentration.

Consistent with EPA guidelines, unrounded data are displayed and have been used to calculate % recovery and RPD values.

LCS(D) - Laboratory Control Sample (Duplicate)

MS(D) - Matrix Spike (Duplicate)

DUP - Sample Duplicate

RPD - Relative Percent Difference

NC - Not Calculable.

SG - Silica Gel - Clean-Up

U - Indicates the compound was analyzed for, but not detected.

Acid preservation may not be appropriate for 2 Chloroethylvinyl ether.

A separate vial preserved to a pH of 4-5 is recommended in SW846 Chapter 4 for the analysis of Acrolein and Acrylonitrile by EPA Method 8260.

N-Nitrosodiphenylamine decomposes and cannot be separated from Diphenylamine using Method 8270. The result reported for each analyte is a combined concentration.

Reported results are not rounded until the final step prior to reporting. Therefore, calculated parameters that are typically reported as "Total" may vary slightly from the sum of the reported component parameters.

Pace Analytical is TNI accredited. Contact your Pace PM for the current list of accredited analytes.

TNI - The NELAC Institute.

ANALYTE QUALIFIERS

D3	Sample was diluted due to the presence of high levels of non-target analytes or other matrix interference.
D6	The precision between the sample and sample duplicate exceeded laboratory control limits.
M1	Matrix spike recovery exceeded QC limits. Batch accepted based on laboratory control sample (LCS) recovery.
R1	RPD value was outside control limits.

This report shall not be reproduced, except in full,
without the written consent of Pace Analytical Services, LLC.

Pace Analytical Services, LLC
9800 Kincey Ave. Suite 100
Huntersville, NC 28078
(704)875-9092

QUALITY CONTROL DATA CROSS REFERENCE TABLE

Project: Plant Hammond AP-1
Pace Project No.: 92714158

Lab ID	Sample ID	QC Batch Method	QC Batch	Analytical Method	Analytical Batch
92714158001	**HAM-HGWC-7**	EPA 3010A	833753	EPA 6010D	833785
92714158002	**HAM-HGWC-8**	EPA 3010A	833753	EPA 6010D	833785
92714158003	**HAM-MW-6**	EPA 3010A	833753	EPA 6010D	833785
92714158004	**HAM-MW-7**	EPA 3010A	833753	EPA 6010D	833785
92714158005	**HAM-MW-20**	EPA 3010A	833753	EPA 6010D	833785
92714158006	**HAM-MW-28D**	EPA 3010A	833753	EPA 6010D	833785
92714158007	**HAM-MW-29**	EPA 3010A	833753	EPA 6010D	833785
92714158008	**HAM-AP1-EB-01**	EPA 3010A	833753	EPA 6010D	833785
92714158009	**HAM-AP1-FB-01**	EPA 3010A	833753	EPA 6010D	833785
92714158010	**HAM-AP1-FD-01**	EPA 3010A	833753	EPA 6010D	833785
92714158011	**HAM-HGWC-09**	EPA 3010A	833753	EPA 6010D	833785
92714158012	**HAM-HGWC-10**	EPA 3010A	833753	EPA 6010D	833785
92714158013	**HAM-HGWC-11**	EPA 3010A	833753	EPA 6010D	833785
92714158014	**HAM-HGWC-12**	EPA 3010A	833753	EPA 6010D	833785
92714158015	**HAM-MW-5**	EPA 3010A	833753	EPA 6010D	833785
92714158016	**HAM-MW-19**	EPA 3010A	833753	EPA 6010D	833785
92714158017	**HAM-MW-24D**	EPA 3010A	833753	EPA 6010D	833785
92714158018	**HAM-MW-25D**	EPA 3010A	833755	EPA 6010D	833786
92714158019	**HAM-MW-26D**	EPA 3010A	833755	EPA 6010D	833786
92714158020	**HAM-AP1-FD-02**	EPA 3010A	833755	EPA 6010D	833786
92714158021	**HAM-AP1-EB-02**	EPA 3010A	833755	EPA 6010D	833786
92714158022	**HAM-AP1-FB-02**	EPA 3010A	833755	EPA 6010D	833786
92714158023	**HAM-HGWC-13**	EPA 3010A	834918	EPA 6010D	835013
92714158024	**HAM-MW-27D**	EPA 3010A	834918	EPA 6010D	835013
92714158001	**HAM-HGWC-7**	EPA 3005A	833641	EPA 6020B	833765
92714158002	**HAM-HGWC-8**	EPA 3005A	833641	EPA 6020B	833765
92714158003	**HAM-MW-6**	EPA 3005A	833641	EPA 6020B	833765
92714158004	**HAM-MW-7**	EPA 3005A	833641	EPA 6020B	833765
92714158005	**HAM-MW-20**	EPA 3005A	833641	EPA 6020B	833765
92714158006	**HAM-MW-28D**	EPA 3005A	833641	EPA 6020B	833765
92714158007	**HAM-MW-29**	EPA 3005A	833641	EPA 6020B	833765
92714158008	**HAM-AP1-EB-01**	EPA 3005A	833641	EPA 6020B	833765
92714158009	**HAM-AP1-FB-01**	EPA 3005A	833641	EPA 6020B	833765
92714158010	**HAM-AP1-FD-01**	EPA 3005A	833641	EPA 6020B	833765
92714158011	**HAM-HGWC-09**	EPA 3005A	833641	EPA 6020B	833765
92714158012	**HAM-HGWC-10**	EPA 3005A	833641	EPA 6020B	833765
92714158013	**HAM-HGWC-11**	EPA 3005A	833641	EPA 6020B	833765
92714158014	**HAM-HGWC-12**	EPA 3005A	833641	EPA 6020B	833765
92714158015	**HAM-MW-5**	EPA 3005A	833641	EPA 6020B	833765
92714158016	**HAM-MW-19**	EPA 3005A	833641	EPA 6020B	833765
92714158017	**HAM-MW-24D**	EPA 3005A	833650	EPA 6020B	833766
92714158018	**HAM-MW-25D**	EPA 3005A	833650	EPA 6020B	833766
92714158019	**HAM-MW-26D**	EPA 3005A	833650	EPA 6020B	833766
92714158020	**HAM-AP1-FD-02**	EPA 3005A	833650	EPA 6020B	833766
92714158021	**HAM-AP1-EB-02**	EPA 3005A	833650	EPA 6020B	833766
92714158022	**HAM-AP1-FB-02**	EPA 3005A	833650	EPA 6020B	833766

REPORT OF LABORATORY ANALYSIS

This report shall not be reproduced, except in full,
without the written consent of Pace Analytical Services, LLC.

Pace Analytical Services, LLC
9800 Kincey Ave. Suite 100
Huntersville, NC 28078
(704)875-9092

QUALITY CONTROL DATA CROSS REFERENCE TABLE

Project: Plant Hammond AP-1
Pace Project No.: 92714158

Lab ID	Sample ID	QC Batch Method	QC Batch	Analytical Method	Analytical Batch
92714158023	**HAM-HGWC-13**	EPA 3005A	834672	EPA 6020B	834741
92714158024	**HAM-MW-27D**	EPA 3005A	834672	EPA 6020B	834741
92714158001	**HAM-HGWC-7**	EPA 7470A	835067	EPA 7470A	835124
92714158002	**HAM-HGWC-8**	EPA 7470A	835067	EPA 7470A	835124
92714158003	**HAM-MW-6**	EPA 7470A	835067	EPA 7470A	835124
92714158004	**HAM-MW-7**	EPA 7470A	835067	EPA 7470A	835124
92714158005	**HAM-MW-20**	EPA 7470A	835067	EPA 7470A	835124
92714158006	**HAM-MW-28D**	EPA 7470A	835067	EPA 7470A	835124
92714158007	**HAM-MW-29**	EPA 7470A	835067	EPA 7470A	835124
92714158008	**HAM-AP1-EB-01**	EPA 7470A	835067	EPA 7470A	835124
92714158009	**HAM-AP1-FB-01**	EPA 7470A	835067	EPA 7470A	835124
92714158010	**HAM-AP1-FD-01**	EPA 7470A	835067	EPA 7470A	835124
92714158011	**HAM-HGWC-09**	EPA 7470A	835067	EPA 7470A	835124
92714158012	**HAM-HGWC-10**	EPA 7470A	835067	EPA 7470A	835124
92714158013	**HAM-HGWC-11**	EPA 7470A	835067	EPA 7470A	835124
92714158014	**HAM-HGWC-12**	EPA 7470A	835067	EPA 7470A	835124
92714158015	**HAM-MW-5**	EPA 7470A	835067	EPA 7470A	835124
92714158016	**HAM-MW-19**	EPA 7470A	835067	EPA 7470A	835124
92714158017	**HAM-MW-24D**	EPA 7470A	835067	EPA 7470A	835124
92714158018	**HAM-MW-25D**	EPA 7470A	835067	EPA 7470A	835124
92714158019	**HAM-MW-26D**	EPA 7470A	835067	EPA 7470A	835124
92714158020	**HAM-AP1-FD-02**	EPA 7470A	835067	EPA 7470A	835124
92714158021	**HAM-AP1-EB-02**	EPA 7470A	835135	EPA 7470A	835168
92714158022	**HAM-AP1-FB-02**	EPA 7470A	835135	EPA 7470A	835168
92714158023	**HAM-HGWC-13**	EPA 7470A	835135	EPA 7470A	835168
92714158024	**HAM-MW-27D**	EPA 7470A	835135	EPA 7470A	835168
92714158001	**HAM-HGWC-7**	SM 2540C-2015	833431		
92714158002	**HAM-HGWC-8**	SM 2540C-2015	833431		
92714158003	**HAM-MW-6**	SM 2540C-2015	833431		
92714158004	**HAM-MW-7**	SM 2540C-2015	833431		
92714158005	**HAM-MW-20**	SM 2540C-2015	833431		
92714158006	**HAM-MW-28D**	SM 2540C-2015	833431		
92714158007	**HAM-MW-29**	SM 2540C-2015	833431		
92714158008	**HAM-AP1-EB-01**	SM 2540C-2015	833431		
92714158009	**HAM-AP1-FB-01**	SM 2540C-2015	833431		
92714158010	**HAM-AP1-FD-01**	SM 2540C-2015	833431		
92714158011	**HAM-HGWC-09**	SM 2540C-2015	833549		
92714158012	**HAM-HGWC-10**	SM 2540C-2015	833549		
92714158013	**HAM-HGWC-11**	SM 2540C-2015	833549		
92714158014	**HAM-HGWC-12**	SM 2540C-2015	833549		
92714158015	**HAM-MW-5**	SM 2540C-2015	833549		
92714158016	**HAM-MW-19**	SM 2540C-2015	833549		
92714158017	**HAM-MW-24D**	SM 2540C-2015	833549		
92714158018	**HAM-MW-25D**	SM 2540C-2015	833913		
92714158019	**HAM-MW-26D**	SM 2540C-2015	833913		
92714158020	**HAM-AP1-FD-02**	SM 2540C-2015	833913		

REPORT OF LABORATORY ANALYSIS

This report shall not be reproduced, except in full,
without the written consent of Pace Analytical Services, LLC.

Pace Analytical Services, LLC
9800 Kincey Ave. Suite 100
Huntersville, NC 28078
(704)875-9092

QUALITY CONTROL DATA CROSS REFERENCE TABLE

Project: Plant Hammond AP-1
Pace Project No.: 92714158

Lab ID	Sample ID	QC Batch Method	QC Batch	Analytical Method	Analytical Batch
92714158021	**HAM-AP1-EB-02**	SM 2540C-2015	833913		
92714158022	**HAM-AP1-FB-02**	SM 2540C-2015	833913		
92714158023	**HAM-HGWC-13**	SM 2540C-2015	834581		
92714158024	**HAM-MW-27D**	SM 2540C-2015	834581		
92714158001	**HAM-HGWC-7**	SM 2320B-2011	833544		
92714158002	**HAM-HGWC-8**	SM 2320B-2011	833842		
92714158003	**HAM-MW-6**	SM 2320B-2011	833842		
92714158004	**HAM-MW-7**	SM 2320B-2011	833842		
92714158005	**HAM-MW-20**	SM 2320B-2011	833842		
92714158006	**HAM-MW-28D**	SM 2320B-2011	833842		
92714158007	**HAM-MW-29**	SM 2320B-2011	833842		
92714158010	**HAM-AP1-FD-01**	SM 2320B-2011	833842		
92714158011	**HAM-HGWC-09**	SM 2320B-2011	833947		
92714158012	**HAM-HGWC-10**	SM 2320B-2011	833947		
92714158013	**HAM-HGWC-11**	SM 2320B-2011	833947		
92714158014	**HAM-HGWC-12**	SM 2320B-2011	833947		
92714158015	**HAM-MW-5**	SM 2320B-2011	833947		
92714158016	**HAM-MW-19**	SM 2320B-2011	833947		
92714158017	**HAM-MW-24D**	SM 2320B-2011	833947		
92714158018	**HAM-MW-25D**	SM 2320B-2011	834334		
92714158019	**HAM-MW-26D**	SM 2320B-2011	833947		
92714158020	**HAM-AP1-FD-02**	SM 2320B-2011	833947		
92714158023	**HAM-HGWC-13**	SM 2320B-2011	834611		
92714158024	**HAM-MW-27D**	SM 2320B-2011	834611		
92714158001	**HAM-HGWC-7**	SM 4500-S2D-2011	833475		
92714158002	**HAM-HGWC-8**	SM 4500-S2D-2011	833475		
92714158003	**HAM-MW-6**	SM 4500-S2D-2011	833475		
92714158004	**HAM-MW-7**	SM 4500-S2D-2011	833475		
92714158005	**HAM-MW-20**	SM 4500-S2D-2011	833475		
92714158006	**HAM-MW-28D**	SM 4500-S2D-2011	833475		
92714158007	**HAM-MW-29**	SM 4500-S2D-2011	833475		
92714158010	**HAM-AP1-FD-01**	SM 4500-S2D-2011	833475		
92714158011	**HAM-HGWC-09**	SM 4500-S2D-2011	833476		
92714158012	**HAM-HGWC-10**	SM 4500-S2D-2011	833476		
92714158013	**HAM-HGWC-11**	SM 4500-S2D-2011	833476		
92714158014	**HAM-HGWC-12**	SM 4500-S2D-2011	833476		
92714158015	**HAM-MW-5**	SM 4500-S2D-2011	833476		
92714158016	**HAM-MW-19**	SM 4500-S2D-2011	833476		
92714158017	**HAM-MW-24D**	SM 4500-S2D-2011	833476		
92714158018	**HAM-MW-25D**	SM 4500-S2D-2011	833476		
92714158019	**HAM-MW-26D**	SM 4500-S2D-2011	833476		
92714158020	**HAM-AP1-FD-02**	SM 4500-S2D-2011	833476		
92714158023	**HAM-HGWC-13**	SM 4500-S2D-2011	833808		
92714158024	**HAM-MW-27D**	SM 4500-S2D-2011	833808		

REPORT OF LABORATORY ANALYSIS

This report shall not be reproduced, except in full,
without the written consent of Pace Analytical Services, LLC.

Pace Analytical Services, LLC
9800 Kincey Ave. Suite 100
Huntersville, NC 28078
(704)875-9092

QUALITY CONTROL DATA CROSS REFERENCE TABLE

Project: Plant Hammond AP-1
Pace Project No.: 92714158

Lab ID	Sample ID	QC Batch Method	QC Batch	Analytical Method	Analytical Batch
92714158001	**HAM-HGWC-7**	EPA 300.0 Rev 2.1 1993	833447		
92714158002	**HAM-HGWC-8**	EPA 300.0 Rev 2.1 1993	833447		
92714158003	**HAM-MW-6**	EPA 300.0 Rev 2.1 1993	833447		
92714158004	**HAM-MW-7**	EPA 300.0 Rev 2.1 1993	833447		
92714158005	**HAM-MW-20**	EPA 300.0 Rev 2.1 1993	833447		
92714158006	**HAM-MW-28D**	EPA 300.0 Rev 2.1 1993	833447		
92714158007	**HAM-MW-29**	EPA 300.0 Rev 2.1 1993	833447		
92714158008	**HAM-AP1-EB-01**	EPA 300.0 Rev 2.1 1993	833447		
92714158009	**HAM-AP1-FB-01**	EPA 300.0 Rev 2.1 1993	833447		
92714158010	**HAM-AP1-FD-01**	EPA 300.0 Rev 2.1 1993	833448		
92714158011	**HAM-HGWC-09**	EPA 300.0 Rev 2.1 1993	833448		
92714158012	**HAM-HGWC-10**	EPA 300.0 Rev 2.1 1993	833448		
92714158013	**HAM-HGWC-11**	EPA 300.0 Rev 2.1 1993	833448		
92714158014	**HAM-HGWC-12**	EPA 300.0 Rev 2.1 1993	833448		
92714158015	**HAM-MW-5**	EPA 300.0 Rev 2.1 1993	833448		
92714158016	**HAM-MW-19**	EPA 300.0 Rev 2.1 1993	833448		
92714158017	**HAM-MW-24D**	EPA 300.0 Rev 2.1 1993	833448		
92714158018	**HAM-MW-25D**	EPA 300.0 Rev 2.1 1993	833448		
92714158019	**HAM-MW-26D**	EPA 300.0 Rev 2.1 1993	833448		
92714158020	**HAM-AP1-FD-02**	EPA 300.0 Rev 2.1 1993	833448		
92714158021	**HAM-AP1-EB-02**	EPA 300.0 Rev 2.1 1993	833448		
92714158022	**HAM-AP1-FB-02**	EPA 300.0 Rev 2.1 1993	833448		
92714158023	**HAM-HGWC-13**	EPA 300.0 Rev 2.1 1993	833869		
92714158024	**HAM-MW-27D**	EPA 300.0 Rev 2.1 1993	833869		

This report shall not be reproduced, except in full,
without the written consent of Pace Analytical Services, LLC.

Pace	DC#_Title: ENV-FRM-HUN1-0083 v03_Sample Condition Upon Receipt
	Effective Date: 12/01/2023

Laboratory receiving samples:

Asheville ☐ Eden ☐ Greenwood ☐ Huntersville ☐ Raleigh ☐ Mechanicsville ☐ Atlanta ☑ Kernersville ☐

Sample Condition Upon Receipt

Client Name: GA Power - GeoSyntec

Project #: WO# : 92714158

92714158

Courier: ☐ Commercial ☐ Fed Ex ☐ UPS ☐ USPS ☐ Client ☐ Pace ☐ Other:____

Custody Seal Present? ☑ Yes ☐ No **Seals Intact?** ☑ Yes ☐ No ☐ N/A

Date/Initials Person Examining Contents: 2/16/24

Packing Material: ☑ Bubble Wrap ☐ Bubble Bags ☐ None ☐ Other

Biological Tissue Frozen? ☐ Yes ☐ No ☑ N/A

Thermometer:

☐ IR Gun ID: 214 **Type of Ice:** ☐ Wet ☐ Blue ☐ None

Cooler Temp: 5.5 **Correction Factor:** Add/Subtract (°C) -0.1

Temp should be above freezing to 6°C

☐ Samples out of temp criteria. Samples on ice, cooling process has begun

Cooler Temp Corrected (°C): 5.0

USDA Regulated Soil (☐ N/A, water sample)

Did samples originate in a quarantine zone within the United States: CA, NY, or SC (check maps)? ☐ Yes ☐ No

Did samples originate from a foreign source (internationally, including Hawaii and Puerto Rico)? ☐ Yes ☐ No

				Comments/Discrepancy:
Chain of Custody Present?	☑ Yes	☐ No	☐ N/A	1.
Samples Arrived within Hold Time?	☑ Yes	☐ No	☐ N/A	2.
Short Hold Time Analysis (<72 hr.)?	☐ Yes	☑ No	☐ N/A	3.
Rush Turn Around Time Requested?	☐ Yes	☑ No	☐ N/A	4.
Sufficient Volume?	☑ Yes	☐ No	☐ N/A	5.
Correct Containers Used?	☑ Yes	☐ No	☐ N/A	6.
-Pace Containers Used?	☑ Yes	☐ No	☐ N/A	
Containers Intact?	☑ Yes	☐ No	☐ N/A	7.
Dissolved analysis: Samples Field Filtered?	☐ Yes	☑ No	☐ N/A	8.
Sample Labels Match COC?	☑ Yes	☐ No	☐ N/A	9.
-Includes Date/Time/ID/Analysis Matrix: WT				
Headspace in VOA Vials (>5-6mm)?	☐ Yes	☐ No	☑ N/A	10.
Trip Blank Present?	☐ Yes	☐ No	☑ N/A	11.
Trip Blank Custody Seals Present?	☐ Yes	☐ No	☑ N/A	

COMMENTS/SAMPLE DISCREPANCY

Field Data Required? ☐ Yes ☐ No

Lot ID of split containers:

CLIENT NOTIFICATION/RESOLUTION

Person contacted: _____ Date/Time: _____

Project Manager SCURF Review: _____ **Date:** _____

Project Manager SRF Review: _____ **Date:** _____

*Check mark top half of box if pH and/or dechlorination is verified and within the acceptance range for preservation samples.
Exceptions: VOA, Coliform, TOC, Oil and Grease, DRO/8015 (water) DOC, LLHg

**Bottom half of box is to list number of bottles
***Check all unpreserved Nitrates for chlorine

Project # WO#:92714158
PM: BV Due Date: 03/04/24
CLIENT: 92- GP-HAM

Item#	BP4U-125 mL Plastic Unpreserved (N/A) (Cl-)	BP3U-250 mL Plastic Unpreserved (N/A)	BP2U-500 mL Plastic Unpreserved (N/A)	BP1U-1 liter Plastic Unpreserved (N/A)	BP4S-125 mL Plastic H2SO4 (pH < 2) (Cl-)	BP3N-250 mL plastic HNO3 (pH < 2)	BP4Z-125 mL Plastic ZN Acetate & NaOH (>9)	BP4B-125 mL Plastic NaOH (pH > 12) (Cl-)	WGFU-Wide-mouthed Glass jar Unpreserved	AG1U-1 liter Amber Unpreserved (N/A) (Cl-)	AG1H-1 liter Amber HCl (pH < 2)	AG3U-250 mL Amber Unpreserved (N/A) (Cl-)	AG1S-1 liter Amber H2SO4 (pH < 2)	AG3S-250 mL Amber H2SO4 (pH < 2)	DG94-40 mL Amber NH4Cl (N/A)(Cl-)	DG9H-40 mL VOA HCl (N/A)	VG9T-40 mL VOA Na2S2O3 (N/A)	VG9U-40 mL VOA Unpreserved (N/A)	DG9V-40 mL VOA H3PO4 (N/A)	KP7U-50 mL Plastic Unpreserved (N/A)	V/GK (3 vials per kit)-VPH/Gas kit (N/A)	SP5T-125 mL Sterile Plastic (N/A – lab)	SP2T-250 mL Sterile Plastic (N/A – lab)	BPIN	BP3R-250 mL Plastic (NH2)2SO4 (9.3-9.7)	AG0U-100 mL Amber Unpreserved (N/A) (Cl-)	VSGU-20 mL Scintillation vials (N/A)	DG9U-40 mL Amber Unpreserved vials (N/A)
1		2	1			1	1																		2				
2		2	1			1	1																		2				
3		2	1			1	1																		2				
4		2	1			1	1																		2				
5		2	1			1	1																		2				
6		2	1			1	1																		2				
7		2	1			1	1																		2				
8		2	1			1	1																		2				
9		2	1			1	1																		2				
10		2	1			1	1																		2				
11																													
12																													

pH Adjustment Log for Preserved Samples

Sample ID	Type of Preservative	pH upon receipt	Date preservation adjusted	Time preservation adjusted	Amount of Preservative added	Lot #

Note: Whenever there is a discrepancy affecting North Carolina compliance samples, a copy of this form will be sent to the North Carolina DENR Certification Office (i.e. Out of hold, incorrect preservative, out of temp, incorrect containers.

Pace Analytical
www.pacelabs.com

CHAIN-OF-CUSTODY / Analytical Request Document

The Chain-of-Custody is a LEGAL DOCUMENT. All relevant fields must be completed accurately.

Section A Required Client Information:

Company:	GA Power
Address:	Atlanta, GA
Email To:	SCS Contacts
Phone:	Fax:
Requested Due Date/TAT:	10 Day

Section B Required Project Information:

Report To:	SCS Contacts
Copy To:	Geosyntec Contacts
Purchase Order No.:	
Project Name:	Hammond AP-1
Project Number:	

Section C Invoice Information:

Attention:	Southern Co.
Company Name:	
Address:	
Pace Quote Reference:	
Pace Project Manager:	Bonnie Vang
Pace Profile #:	10839

Page: 1 of 1

REGULATORY AGENCY

☐ NPDES ☐ GROUND WATER ☐ DRINKING WATER
☐ UST ☐ RCRA ☑ OTHER CCR

Site Location STATE: GA

Section D Required Client Information

SAMPLE ID (A-Z, 0-9 / ,-) Sample IDs MUST BE UNIQUE

Valid Matrix Codes

MATRIX	CODE
DRINKING WATER	DW
WATER	WT
WASTE WATER	WW
PRODUCT	P
SOIL/SOLID	SL
OIL	OL
WIPE	WP
AIR	AR
OTHER	OT
TISSUE	TS

Requested Analysis Filtered (Y/N)

ITEM #	SAMPLE ID	MATRIX CODE (see valid codes to left)	SAMPLE TYPE (G=GRAB C=COMP)	COLLECTED COMPOSITE DATE	COLLECTED COMPOSITE TIME	COLLECTED COMPOSITE DATE	COLLECTED COMPOSITE TIME	SAMPLE TEMP AT COLLECTION	# OF CONTAINERS	Preservatives: Unpreserved	H_2SO_4	HNO_3	HCl	NaOH	$Na_2S_2O_3$	Methanol	Other	Analysis Test → Y/N	Chloride, Fluoride, Sulfate	Full App. III and IV metals	RAD 226/228	TDS	Major Ions (Profile 10839-2):	Residual Chlorine (Y/N)	Pace Project No./ Lab I.D.
1	HAM-HGWC-7	WG	G	02/14/2024	1335			19	7	3		3					1		X	X	X	X	X	N	92714158
2	HAM-HGWC-8	WG	G	02/14/2024	1813			16	7	3		3					1		X	X	X	X	X	N	
3	HAM-MW-6	WG	G	02/14/2024	1730			19	7	3		3					1		X	X	X	X	X	N	
4	HAM-MW-7	WG	G	02/14/2024	1544			17	7	3		3					1		X	X	X	X	X	N	
5	HAM-MW-20	WG	G	02/14/2024	1610			18	7	3		3					1		X	X	X	X	X	N	
6	HAM-MW-28D	WG	G	02/14/2024	1533			19	7	3		3					1		X	X	X	X	X	N	
7	HAM-MW-29	WG	G	02/14/2024	1425			18	7	3		3					1		X	X	X	X	X	N	
8	HAM-AP1-EB-01	WQ	G	02/14/2024	1700			18	5	2		3							X	X	X	X		N	
9	HAM-AP1-FB-01	WQ	G	02/14/2024	1655			18	5	2		3							X	X	X	X		N	
10	HAM-AP1-FD-01	WG	G	02/14/2024	0000			18	7	3		3					1		X	X	X	X	X	N	
11																									
12																									

TK 2/14/24

TK 2/14/24

ADDITIONAL COMMENTS	RELINQUISHED BY / AFFILIATION	DATE	TIME	ACCEPTED BY / AFFILIATION	DATE	TIME	SAMPLE CONDITIONS
Task Code: HAM-CCR-ASSMT-2024S1	Thomas Hressler/GSec	2/16/24	1330	Ryan Williams / Pace	2/16/24	1330	
	Ryan Williams / Pace	2/16/24	1600		2/16/24	1600	

SAMPLER NAME AND SIGNATURE

PRINT Name of SAMPLER: T. Hressler, C. Lewis, J. Newsome, A. Sewell Geosyntec Consultants, Inc.

SIGNATURE of SAMPLER: [signature] DATE Signed (MM/DD/YY): 02/14/2024

Temp in °C	Received on Ice (Y/N)	Custody Sealed Cooler (Y/N)	Samples Intact (Y/N)

*Important Note: By signing this form you are accepting Pace's NET 30 day payment terms and agreeing to late charges of 1.5% per month for any invoices not paid within 30 days.

Pace ANALYTICAL SERVICES

DC#_Title: ENV-FRM-HUN1-0083 v03_Sample Condition Upon Receipt

Effective Date: 12/01/2023

Laboratory receiving samples:

Asheville ☐ Eden ☐ Greenwood ☐ Huntersville ☐ Raleigh ☐ Mechanicsville ☐ Atlanta ☑ Kernersville ☐

Sample Condition Upon Receipt

Client Name: GA Power - GeoSyntec

Project #:

WO#: 92714158

PM: BV **Due Date: 03/04/24**

CLIENT: 92- GP-HAM

Courier: ☐ Commercial ☐ Fed Ex ☐ Pace ☐ UPS ☐ USPS ☐ Other:____ ☑ Client

Custody Seal Present? ☑ Yes ☐ No **Seals Intact?** ☑ Yes ☐ No ☐ N/A

Date/Initials Person Examining Contents: 2/16/24

Packing Material: ☑ Bubble Wrap ☐ Bubble Bags ☐ None ☐ Other

Biological Tissue Frozen? ☐ Yes ☐ No ☑ N/A

Thermometer:

☐ IR Gun ID: 214

Type of Ice: ☐ Wet ☐ Blue ☐ None

Cooler Temp: 5.5 **Correction Factor:** Add/Subtract (°C) -0.1

Temp should be above freezing to 6°C

☐ Samples out of temp criteria. Samples on ice, cooling process has begun

Cooler Temp Corrected (°C): 5.6

USDA Regulated Soil (☐ N/A, water sample)

Did samples originate in a quarantine zone within the United States: CA, NY, or SC (check maps)? ☐ Yes ☐ No

Did samples originate from a foreign source (internationally, including Hawaii and Puerto Rico)? ☐ Yes ☐ No

				Comments/Discrepancy:
Chain of Custody Present?	☑ Yes	☐ No	☐ N/A	1.
Samples Arrived within Hold Time?	☑ Yes	☐ No	☐ N/A	2.
Short Hold Time Analysis (<72 hr.)?	☐ Yes	☑ No	☐ N/A	3.
Rush Turn Around Time Requested?	☐ Yes	☑ No	☐ N/A	4.
Sufficient Volume?	☑ Yes	☐ No	☐ N/A	5.
Correct Containers Used?	☑ Yes	☐ No	☐ N/A	6.
-Pace Containers Used?	☑ Yes	☐ No	☐ N/A	
Containers Intact?	☑ Yes	☐ No	☐ N/A	7.
Dissolved analysis: Samples Field Filtered?	☐ Yes	☑ No	☐ N/A	8.
Sample Labels Match COC? -Includes Date/Time/ID/Analysis Matrix: WT	☑ Yes	☐ No	☐ N/A	9.
Headspace in VOA Vials (>5-6mm)?	☐ Yes	☐ No	☑ N/A	10.
Trip Blank Present?	☐ Yes	☐ No	☑ N/A	11.
Trip Blank Custody Seals Present?	☐ Yes	☐ No	☑ N/A	

COMMENTS/SAMPLE DISCREPANCY

Field Data Required? ☐ Yes ☐ No

Lot ID of split containers:

CLIENT NOTIFICATION/RESOLUTION

Person contacted: _____ Date/Time: _____

Project Manager SCURF Review: _____ **Date:** _____

Project Manager SRF Review: _____ **Date:** _____

WO#: 92714158

PM: BV Due Date: 03/04/24

CLIENT: 92- GP-HAM

*Check mark top half of box if pH and/or dechlorination is verified and within the acceptance range for preservation samples.

Exceptions: VOA, Coliform, TOC, Oil and Grease, DRO/8015 (water) DOC, LLHg

**Bottom half of box is to list number of bottles

***Check all unpreserved Nitrates for chlorine

Project #

Item#	BP4U-125 mL Plastic Unpreserved (N/A) (Cl-)	BP3U-250 mL Plastic Unpreserved (N/A)	BP2U-500 mL Plastic Unpreserved (N/A)	BP1U-1 liter Plastic Unpreserved (N/A)	BP4S-125 mL Plastic H2SO4 (pH < 2) (Cl-)	BP3N-250 mL plastic HNO3 (pH < 2)	BP4Z-125 mL Plastic ZN Acetate & NaOH (>9)	BP4B-125 mL Plastic NaOH (pH > 12) (Cl-)	WGFU-Wide-mouthed Glass jar Unpreserved	AG1U-1 liter Amber Unpreserved (N/A) (Cl-)	AG1H-1 liter Amber HCl (pH < 2)	AG3U-250 mL Amber Unpreserved (N/A) (Cl-)	AG1S-1 liter Amber H2SO4 (pH < 2)	AG3S-250 mL Amber H2SO4 (pH < 2)	DG94-40 mL Amber NH4Cl (N/A)(Cl-)	DG9H-40 mL VOA HCl (N/A)	VG9T-40 mL VOA Na2S2O3 (N/A)	VG9U-40 mL VOA Unpreserved (N/A)	DG9V-40 mL VOA H3PO4 (N/A)	KP7U-50 mL Plastic Unpreserved (N/A)	V/GK (3 vials per kit)-VPH/Gas kit (N/A)	SP5T-125 mL Sterile Plastic (N/A – lab)	SP2T-250 mL Sterile Plastic (N/A – lab)	BP1Z	BP3R-250 mL Plastic (NH2)2SO4 (9.3-9.7)	AG0U-100 mL Amber Unpreserved (N/A) (Cl-)	VSGU-20 mL Scintillation vials (N/A)	DG9U-40 mL Amber Unpreserved vials (N/A)
1		2	1			1	1																		2				
2		2	1			1	1																		2				
3		2	1			1	1																		2				
4		2	1			1	1																		2				
5		2	1			1	1																		2				
6		2	1			1	1																		2				
7		2	1			1	1																		2				
8		2	1			1	1																		2				
9		2	1			1	1																		2				
10		2	1			1	1																		2				
11		1	1			1																			2				
12		1	1			1																			2				

pH Adjustment Log for Preserved Samples

Sample ID	Type of Preservative	pH upon receipt	Date preservation adjusted	Time preservation adjusted	Amount of Preservative added	Lot #

Note: Whenever there is a discrepancy affecting North Carolina compliance samples, a copy of this form will be sent to the North Carolina DENR Certification Office (i.e. Out of hold, incorrect preservative, out of temp, incorrect containers.

Pace Analytical
www.pacelabs.com

CHAIN-OF-CUSTODY / Analytical Request Document

The Chain-of-Custody is a LEGAL DOCUMENT. All relevant fields must be completed accurately.

Page: 1 of 1

Section A Required Client Information:

Company:	GA Power
Address:	Atlanta, GA
Email To:	SCS Contacts
Phone:	Fax:
Requested Due Date/TAT:	10 Day

Section B Required Project Information:

Report To:	SCS Contacts
Copy To:	Geosyntec Contacts
Purchase Order No.:	
Project Name:	Hammond AP-1
Project Number:	

Section C Invoice Information:

Attention:	Southern Co.
Company Name:	
Address:	
Pace Quote Reference:	
Pace Project Manager:	Bonnie Vang
Pace Profile #:	10839

REGULATORY AGENCY

☐ NPDES ☐ GROUND WATER ☐ DRINKING WATER
☐ UST ☐ RCRA ☑ OTHER CCR

Site Location STATE: GA

Section D Required Client Information

SAMPLE ID (A-Z, 0-9 / ,-) Sample IDs MUST BE UNIQUE

Valid Matrix Codes

MATRIX	CODE
DRINKING WATER	DW
WATER	WT
WASTE WATER	WW
PRODUCT	P
SOIL/SOLID	SL
OIL	OL
WIPE	WP
AIR	AR
OTHER	OT
TISSUE	TS

Requested Analysis Filtered (Y/N)

ITEM #	SAMPLE ID	MATRIX CODE (see valid codes to left)	SAMPLE TYPE (G=GRAB C=COMP)	COLLECTED COMPOSITE DATE	COLLECTED COMPOSITE TIME	COLLECTED COMPOSITE DATE	COLLECTED COMPOSITE TIME	SAMPLE TEMP AT COLLECTION	# OF CONTAINERS	Preservatives: Unpreserved	H_2SO_4	HNO_3	HCl	NaOH	$Na_2S_2O_3$	Methanol	Other	Analysis Test Y/N	Chloride, Fluoride, Sulfate	Full App. III and IV metals	RAD 226/228	TDS	Major Ions (Profile 10839-2):	Residual Chlorine (Y/N)	Pace Project No./ Lab I.D.
																		N	N	N	N	N	N		
1	HAM-HGWC-09	WG	G	02/15/2024	1644			18	7	3		3					1		X	X	X	X	X	N	611
2	HAM-HGWC-10	WG	G	02/15/2024	1457	TK	2/15/2024	18	7	3		3					1		X	X	X	X	X	N	612
3	HAM-HGWC-11	WG	G	02/15/2024	1006			18	7	3		3					1		X	X	X	X	X	N	613
4	HAM-HGWC-12	WG	G	02/15/2024	1135			19	7	3		3					1		X	X	X	X	X	N	614
5	HAM-MW-5	WG	G	02/15/2024	1000			17	7	3		3					1		X	X	X	X	X	N	615
6	HAM-MW-19	WG	G	02/15/2024	1622			19	7	3		3					1		X	X	X	X	X	N	616
7	HAM-MW-24D	WG	G	02/15/2024	1612			19	7	3		3					1		X	X	X	X	X	N	617
8	HAM-MW-25D	WQ	G	02/15/2024	1425			20	7	3		3					1		X	X	X	X	X	N	618
9	HAM-MW-26D	WQ	G	02/15/2024	1138			18	7	3		3					1		X	X	X	X	X	N	619
10	HAM-AP1-FD-02	WQ	G	02/15/2024	0000			19	7	3		3					1		X	X	X	X	X	N	620
11	HAM-AP1-EB-02	WQ	G	02/15/2024	1235			18	5	2		3							X	X	X	X		N	621
12	HAM-AP1-FB-02	WQ	G	02/15/2024	1225			18	5	2		3							X	X	X	X		N	622

92714158

ADDITIONAL COMMENTS	RELINQUISHED BY / AFFILIATION	DATE	TIME	ACCEPTED BY / AFFILIATION	DATE	TIME	SAMPLE CONDITIONS
Task Code: HAM-CCR-ASSMT-2024S1	Thomas Wessler / Geo	2/16/24	1330	Ryan Williams / Pace	2/16/24	1336	
	Ryan Williams / Pace	2/14/24	1600		2/16/24	1600	

SAMPLER NAME AND SIGNATURE

PRINT Name of SAMPLER: T. Wessler, C. Cecil, A. Seward, J. Hancock Geosyntec Consultants, Inc.

SIGNATURE of SAMPLER: DATE Signed (MM/DD/YY):

Temp in °C	Received on Ice (Y/N)	Custody Sealed Cooler (Y/N)	Samples Intact (Y/N)

*Important Note: By signing this form you are accepting Pace's NET 30 day payment terms and agreeing to late charges of 1.5% per month for any invoices not paid within 30 days.

Pace ANALYTICAL SERVICES

DC#_Title: ENV-FRM-HUN1-0083 v03_Sample Condition Upon Receipt

Effective Date: 12/01/2023

Laboratory receiving samples:

Asheville ☐ Eden ☐ Greenwood ☐ Huntersville ☐ Raleigh ☐ Mechanicsville ☐ Atlanta ☑ Kernersville ☐

Sample Condition Upon Receipt

Client Name: Ga Power

Project WO#: 92714158

PM: BV Due Date: 03/04/24

CLIENT: 92- GP-HAM

Courier: ☐ Commercial ☑ Fed Ex ☐ UPS ☐ USPS ☑ Pace ☐ Other:____ ☐ Client

Custody Seal Present? ☑ Yes ☐ No **Seals Intact?** ☑ Yes ☐ No ☐ N/A

Date/Initials Person Examining Contents: 7/19/24 SM

Packing Material: ☑ Bubble Wrap ☐ Bubble Bags ☐ None ☐ Other

Biological Tissue Frozen? ☐ Yes ☐ No ☑ N/A

Thermometer:

☐ IR Gun ID: 730 **Type of Ice:** ☑ Wet ☐ Blue ☐ None

Cooler Temp: 3.2 **Correction Factor:** Add/Subtract (°C) 10.1

Temp should be above freezing to 6°C

☐ Samples out of temp criteria. Samples on ice, cooling process has begun

Cooler Temp Corrected (°C): 3.3

USDA Regulated Soil (☐ N/A, water sample)

Did samples originate in a quarantine zone within the United States: CA, NY, or SC (check maps)? ☐ Yes ☐ No

Did samples originate from a foreign source (internationally, including Hawaii and Puerto Rico)? ☐ Yes ☐ No

				Comments/Discrepancy:
Chain of Custody Present?	☑ Yes	☐ No	☐ N/A	1.
Samples Arrived within Hold Time?	☑ Yes	☐ No	☐ N/A	2.
Short Hold Time Analysis (<72 hr.)?	☐ Yes	☑ No	☐ N/A	3.
Rush Turn Around Time Requested?	☐ Yes	☑ No	☐ N/A	4.
Sufficient Volume?	☑ Yes	☐ No	☐ N/A	5.
Correct Containers Used?	☑ Yes	☐ No	☐ N/A	6.
-Pace Containers Used?	☑ Yes	☐ No	☐ N/A	
Containers Intact?	☑ Yes	☐ No	☐ N/A	7.
Dissolved analysis: Samples Field Filtered?	☐ Yes	☐ No	☑ N/A	8.
Sample Labels Match COC?	☑ Yes	☐ No	☐ N/A	9.
-Includes Date/Time/ID/Analysis Matrix: WT				
Headspace in VOA Vials (>5-6mm)?	☐ Yes	☐ No	☑ N/A	10.
Trip Blank Present?	☐ Yes	☐ No	☑ N/A	11.
Trip Blank Custody Seals Present?	☐ Yes	☐ No	☐ N/A	

COMMENTS/SAMPLE DISCREPANCY

Field Data Required? ☐ Yes ☐ No

Lot ID of split containers:

CLIENT NOTIFICATION/RESOLUTION

Person contacted: _____ Date/Time: _____

Project Manager SCURF Review: _____ **Date:** _____

Project Manager SRF Review: _____ **Date:** _____

Pace ANALYTICAL SERVICES

DC#_Title: ENV-FRM-HUN1-0083 v03_Sample Condition Upon Receipt

Effective Date: 12/01/2023

***Check mark top half of box if pH and/or dechlorination is verified and within the acceptance range for preservation samples.**

Exceptions: VOA, Coliform, TOC, Oil and Grease, DRO/8015 (water) DOC, LLHg

****Bottom half of box is to list number of bottles**

*****Check all unpreserved Nitrates for chlorine**

Project # **WO#: 92714158**

PM: BV Due Date: 03/04/24

CLIENT: 92- GP-HAM

Item#	BP4U-125 mL Plastic Unpreserved (N/A) (Cl-)	BP3U-250 mL Plastic Unpreserved (N/A)	BP2U-500 mL Plastic Unpreserved (N/A)	BP1U-1 liter Plastic Unpreserved (N/A)	BP4S-125 mL Plastic H2SO4 (pH < 2) (Cl-)	BP3N-250 mL plastic HNO3 (pH < 2)	BP4Z-125 mL Plastic ZN Acetate & NaOH (>9)	BP4B-125 mL Plastic NaOH (pH > 12) (Cl-)	WGFU-Wide-mouthed Glass jar Unpreserved	AG1U-1 liter Amber Unpreserved (N/A) (Cl-)	AG1H-1 liter Amber HCl (pH < 2)	AG3U-250 mL Amber Unpreserved (N/A) (Cl-)	AG1S-1 liter Amber H2SO4 (pH < 2)	AG3S-250 mL Amber H2SO4 (pH < 2)	DG94-40 mL Amber NH4Cl (N/A)(Cl-)	DG9H-40 mL VOA HCl (N/A)	VG9T-40 mL VOA Na2S2O3 (N/A)	VG9U-40 mL VOA Unpreserved (N/A)	DG9V-40 mL VOA H3PO4 (N/A)	KP7U-50 mL Plastic Unpreserved (N/A)	V/GK (3 vials per kit)-VPH/Gas kit (N/A)	SP5T-125 mL Sterile Plastic (N/A – lab)	SP2T-250 mL Sterile Plastic (N/A – lab)	BP4N	BP3R-250 mL Plastic (NH2)2SO4 (9.3-9.7)	AG0U-100 mL Amber Unpreserved (N/A) (Cl-)	VSGU-20 mL Scintillation vials (N/A)	DG9U-40 mL Amber Unpreserved vials (N/A)
1		2	1			1	1																		8				
2		2	1			1	1																		8				
3																													
4																													
5																													
6																													
7																													
8																													
9																													
10																													
11																													
12																													

pH Adjustment Log for Preserved Samples

Sample ID	Type of Preservative	pH upon receipt	Date preservation adjusted	Time preservation adjusted	Amount of Preservative added	Lot #

Note: Whenever there is a discrepancy affecting North Carolina compliance samples, a copy of this form will be sent to the North Carolina DENR Certification Office (i.e. Out of hold, incorrect preservative, out of temp, incorrect containers.

Pace Analytical
www.pacelabs.com

CHAIN-OF-CUSTODY / Analytical Request Document

The Chain-of-Custody is a LEGAL DOCUMENT. All relevant fields must be completed accurately.

Page: 1 of 1

Section A Required Client Information:

Company:	GA Power
Address:	Atlanta, GA
Email To:	SCS Contacts
Phone:	Fax:
Requested Due Date/TAT:	10 Day

Section B Required Project Information:

Report To:	SCS Contacts
Copy To:	Geosyntec Contacts
Purchase Order No.:	
Project Name:	Hammond AP-1
Project Number:	

Section C Invoice Information:

Attention:	Southern Co.
Company Name:	
Address:	
Pace Quote Reference:	
Pace Project Manager:	Bonnie Vang
Pace Profile #:	10839

REGULATORY AGENCY

☐ NPDES ☐ GROUND WATER ☐ DRINKING WATER
☐ UST ☐ RCRA ☑ OTHER CCR

Site Location STATE: GA

Section D Required Client Information

SAMPLE ID (A-Z, 0-9 / ,-) Sample IDs MUST BE UNIQUE

Valid Matrix Codes

MATRIX	CODE
DRINKING WATER	DW
WATER	WT
WASTE WATER	WW
PRODUCT	P
SOIL/SOLID	SL
OIL	OL
WIPE	WP
AIR	AR
OTHER	OT
TISSUE	TS

ITEM #	SAMPLE ID	MATRIX CODE (see valid codes to left)	SAMPLE TYPE (G=GRAB C=COMP)	COLLECTED COMPOSITE DATE	COLLECTED COMPOSITE TIME	COLLECTED COMPOSITE DATE	COLLECTED COMPOSITE TIME	SAMPLE TEMP AT COLLECTION	# OF CONTAINERS	Preservatives: Unpreserved	H_2SO_4	HNO_3	HCl	NaOH	$Na_2S_2O_3$	Methanol	Other	Analysis Test Y/N	Chloride, Fluoride, Sulfate	Full App. III and IV metals	RAD 226/228	TDS	Major Ions (Profile 10839-2):	Residual Chlorine (Y/N)	Pace Project No./ Lab I.D.
																		Y/N	N	N	N	N	N		
1	HAM-HGWC-13	WG	G	2/16/2024	1335			19	7	3		3					1		X	X	X	X	X	N	023
2	HAM-MW-27D	WG	G	2/16/2024	1826		TK 2/16/2024	17	7	3		3					1		X	X	X	X	X	N	024
3																									Last sample
4																									
5																									
6																									
7							TK 2/16/2024																		
8																									
9																									
10																									
11																									
12																									

Requested Analysis Filtered (Y/N)

9271458

ADDITIONAL COMMENTS	RELINQUISHED BY / AFFILIATION	DATE	TIME	ACCEPTED BY / AFFILIATION	DATE	TIME	SAMPLE CONDITIONS
Task Code: HAM-CCR-ASSMT-2024S1	Thomas Hassler / Geosyntec	2/19/2024	1125	Lynn Williams / Pace	2/19/24	1125	
	Lynn Williams / Pace	2/19/24	1325		2/19	1325	

SAMPLER NAME AND SIGNATURE

PRINT Name of SAMPLER: C. Cyrus, T. Hassler / Geosyntec Consultants, Inc.

SIGNATURE of SAMPLER: DATE Signed (MM/DD/YY): 2/16/2024

Temp in °C | Received on Ice (Y/N) | Custody Sealed Cooler (Y/N) | Samples Intact (Y/N)

*Important Note: By signing this form you are accepting Pace's NET 30 day payment terms and agreeing to late charges of 1.5% per month for any invoices not paid within 30 days.

F-ALL-Q-020rev.07, 15-Feb-2007

Pace Analytical Services, LLC
9800 Kincey Ave. Suite 100
Huntersville, NC 28078
(704)875-9092

April 15, 2024

Kristen Jurinko
Southern Company
241 Ralph McGill Blvd NE
Bin 10160
Atlanta, GA 30308

RE: Project: Plant Hammond AP-1-RAD
Pace Project No.: 92714165

Dear Kristen Jurinko:

Enclosed are the analytical results for sample(s) received by the laboratory between February 16, 2024 and February 19, 2024. The results relate only to the samples included in this report. Results reported herein conform to the applicable TNI/NELAC Standards and the laboratory's Quality Manual, where applicable, unless otherwise noted in the body of the report.

The test results provided in this final report were generated by each of the following laboratories within the Pace Network:

- Pace Analytical Services - Greensburg

Revision 1: Amend sample ID HAM-HGWC-27D to HAM-MW-27D.

(Greensburg, PA) - Revision 1 - This report replaces the March 12, 2024 report. This project was revised on March 26, 2024 to update sample 024 Sample ID.

Revision 2: Correct collection date for HGWC-13 and MW-27D.

If you have any questions concerning this report, please feel free to contact me.

Sincerely,

Bonnie Vang

Bonnie Vang
bonnie.vang@pacelabs.com
704-977-0968
Project Manager

Enclosures

cc: Kip Gray, Geosyntec
Christine Hug, Geosyntec Consultants, Inc.
Thomas Kessler, Geosyntec Consultants
Whitney Law, Geosyntec Consultants
Laura Midkiff, Southern Company
Caroline Nelson, Geosyntec Consultants, Inc

REPORT OF LABORATORY ANALYSIS

This report shall not be reproduced, except in full,
without the written consent of Pace Analytical Services, LLC.

Pace Analytical Services, LLC
9800 Kincey Ave. Suite 100
Huntersville, NC 28078
(704)875-9092

cc: Anthony Szwast, Geosyntec Consultants

Pace Analytical Services, LLC
9800 Kincey Ave. Suite 100
Huntersville, NC 28078
(704)875-9092

CERTIFICATIONS

Project: Plant Hammond AP-1-RAD
Pace Project No.: 92714165

Pace Analytical Services Pennsylvania

1638 Roseytown Rd Suites 2,3&4, Greensburg, PA 15601
ANAB DOD-ELAP Rad Accreditation #: L2417
ANABISO/IEC 17025:2017 Rad Cert#: L24170
Alabama Certification #: 41590
Arizona Certification #: AZ0734
Arkansas Certification
California Certification #: 2950
Colorado Certification #: PA01547
Connecticut Certification #: PH-0694
EPA Region 4 DW Rad
Florida/TNI Certification #: E87683
Georgia Certification #: C040
Guam Certification
Hawaii Certification
Idaho Certification
Illinois Certification
Indiana Certification
Iowa Certification #: 391
Kansas Certification #: E-10358
Kentucky Certification #: KY90133
KY WW Permit #: KY0098221
KY WW Permit #: KY0000221
Louisiana DHH/TNI Certification #: LA010
Louisiana DEQ/TNI Certification #: 04086
Maine Certification #: 2023021
Maryland Certification #: 308
Massachusetts Certification #: M-PA1457
Michigan/PADEP Certification #: 9991
Missouri Certification #: 235
Montana Certification #: Cert0082
Nebraska Certification #: NE-OS-29-14
Nevada Certification #: PA014572023-03
New Hampshire/TNI Certification #: 297622
New Jersey/TNI Certification #: PA051
New Mexico Certification #: PA01457
New York/TNI Certification #: 10888
North Carolina Certification #: 42706
North Dakota Certification #: R-190
Ohio EPA Rad Approval: #41249
Oregon/TNI Certification #: PA200002-015
Pennsylvania/TNI Certification #: 65-00282
Puerto Rico Certification #: PA01457
Rhode Island Certification #: 65-00282
South Dakota Certification
Tennessee Certification #: TN02867
Texas/TNI Certification #: T104704188-22-18
Utah/TNI Certification #: PA014572223-14
USDA Soil Permit #: 525-23-67-77263
Vermont Dept. of Health: ID# VT-0282
Virgin Island/PADEP Certification
Virginia/VELAP Certification #: 460198
Washington Certification #: C868
West Virginia DEP Certification #: 143
West Virginia DHHR Certification #: 9964C
Wisconsin Approve List for Rad

This report shall not be reproduced, except in full,
without the written consent of Pace Analytical Services, LLC.

Pace Analytical Services, LLC
9800 Kincey Ave. Suite 100
Huntersville, NC 28078
(704)875-9092

SAMPLE SUMMARY

Project: Plant Hammond AP-1-RAD
Pace Project No.: 92714165

Lab ID	Sample ID	Matrix	Date Collected	Date Received
92714165001	**HAM-HGWC-7**	Water	02/14/24 13:35	02/16/24 16:00
92714165002	**HAM-HGWC-8**	Water	02/14/24 18:13	02/16/24 16:00
92714165003	**HAM-MW-6**	Water	02/14/24 17:30	02/16/24 16:00
92714165004	**HAM-MW-7**	Water	02/14/24 15:44	02/16/24 16:00
92714165005	**HAM-MW-20**	Water	02/14/24 16:10	02/16/24 16:00
92714165006	**HAM-MW-28D**	Water	02/14/24 15:33	02/16/24 16:00
92714165007	**HAM-MW-29**	Water	02/14/24 14:25	02/16/24 16:00
92714165008	**HAM-AP1-EB-01**	Water	02/14/24 17:00	02/16/24 16:00
92714165009	**HAM-AP1-FB-01**	Water	02/14/24 16:55	02/16/24 16:00
92714165010	**HAM-AP1-FD-01**	Water	02/14/24 00:00	02/16/24 16:00
92714165011	**HAM-HGWC-09**	Water	02/15/24 16:44	02/16/24 16:00
92714165012	**HAM-HGWC-10**	Water	02/15/24 14:57	02/16/24 16:00
92714165013	**HAM-HGWC-11**	Water	02/15/24 10:06	02/16/24 16:00
92714165014	**HAM-HGWC-12**	Water	02/15/24 11:35	02/16/24 16:00
92714165015	**HAM-MW-5**	Water	02/15/24 10:00	02/16/24 16:00
92714165016	**HAM-MW-19**	Water	02/15/24 16:22	02/16/24 16:00
92714165017	**HAM-MW-24D**	Water	02/15/24 16:12	02/16/24 16:00
92714165018	**HAM-MW-25D**	Water	02/15/24 14:25	02/16/24 16:00
92714165019	**HAM-MW-26D**	Water	02/15/24 11:38	02/16/24 16:00
92714165020	**HAM-AP1-FD-02**	Water	02/15/24 00:00	02/16/24 16:00
92714165021	**HAM-AP1-EB-02**	Water	02/15/24 12:35	02/16/24 16:00
92714165022	**HAM-AP1-FB-02**	Water	02/15/24 12:25	02/16/24 16:00
92714165023	**HAM-HGWC-13**	Water	02/16/24 13:35	02/19/24 11:25
92714165024	**HAM-MW-27D**	Water	02/16/24 18:26	02/19/24 11:25

This report shall not be reproduced, except in full,
without the written consent of Pace Analytical Services, LLC.

Pace Analytical Services, LLC
9800 Kincey Ave. Suite 100
Huntersville, NC 28078
(704)875-9092

SAMPLE ANALYTE COUNT

Project: Plant Hammond AP-1-RAD
Pace Project No.: 92714165

Lab ID	Sample ID	Method	Analysts	Analytes Reported	Laboratory
92714165001	**HAM-HGWC-7**	EPA 9315	SLC	1	PASI-PA
		EPA 9320	JJS1	1	PASI-PA
		Total Radium Calculation	JAL	1	PASI-PA
92714165002	**HAM-HGWC-8**	EPA 9315	SLC	1	PASI-PA
		EPA 9320	JJS1	1	PASI-PA
		Total Radium Calculation	JAL	1	PASI-PA
92714165003	**HAM-MW-6**	EPA 9315	SLC	1	PASI-PA
		EPA 9320	JJS1	1	PASI-PA
		Total Radium Calculation	JAL	1	PASI-PA
92714165004	**HAM-MW-7**	EPA 9315	SLC	1	PASI-PA
		EPA 9320	JJS1	1	PASI-PA
		Total Radium Calculation	JAL	1	PASI-PA
92714165005	**HAM-MW-20**	EPA 9315	SLC	1	PASI-PA
		EPA 9320	JJS1	1	PASI-PA
		Total Radium Calculation	JAL	1	PASI-PA
92714165006	**HAM-MW-28D**	EPA 9315	SLC	1	PASI-PA
		EPA 9320	JJS1	1	PASI-PA
		Total Radium Calculation	JAL	1	PASI-PA
92714165007	**HAM-MW-29**	EPA 9315	SLC	1	PASI-PA
		EPA 9320	JJS1	1	PASI-PA
		Total Radium Calculation	JAL	1	PASI-PA
92714165008	**HAM-AP1-EB-01**	EPA 9315	SLC	1	PASI-PA
		EPA 9320	JJS1	1	PASI-PA
		Total Radium Calculation	JAL	1	PASI-PA
92714165009	**HAM-AP1-FB-01**	EPA 9315	SLC	1	PASI-PA
		EPA 9320	JJS1	1	PASI-PA
		Total Radium Calculation	JAL	1	PASI-PA
92714165010	**HAM-AP1-FD-01**	EPA 9315	SLC	1	PASI-PA
		EPA 9320	JJS1	1	PASI-PA
		Total Radium Calculation	JAL	1	PASI-PA
92714165011	**HAM-HGWC-09**	EPA 9315	SLC	1	PASI-PA
		EPA 9320	JJS1	1	PASI-PA
		Total Radium Calculation	JAL	1	PASI-PA
92714165012	**HAM-HGWC-10**	EPA 9315	SLC	1	PASI-PA
		EPA 9320	JJS1	1	PASI-PA
		Total Radium Calculation	JAL	1	PASI-PA
92714165013	**HAM-HGWC-11**	EPA 9315	SLC	1	PASI-PA

REPORT OF LABORATORY ANALYSIS

This report shall not be reproduced, except in full,
without the written consent of Pace Analytical Services, LLC.

Pace Analytical Services, LLC
9800 Kincey Ave. Suite 100
Huntersville, NC 28078
(704)875-9092

SAMPLE ANALYTE COUNT

Project: Plant Hammond AP-1-RAD
Pace Project No.: 92714165

Lab ID	Sample ID	Method	Analysts	Analytes Reported	Laboratory
		EPA 9320	JJS1	1	PASI-PA
		Total Radium Calculation	JAL	1	PASI-PA
92714165014	**HAM-HGWC-12**	EPA 9315	SLC	1	PASI-PA
		EPA 9320	JJS1	1	PASI-PA
		Total Radium Calculation	JAL	1	PASI-PA
92714165015	**HAM-MW-5**	EPA 9315	SLC	1	PASI-PA
		EPA 9320	JJS1	1	PASI-PA
		Total Radium Calculation	JAL	1	PASI-PA
92714165016	**HAM-MW-19**	EPA 9315	SLC	1	PASI-PA
		EPA 9320	JJS1	1	PASI-PA
		Total Radium Calculation	JAL	1	PASI-PA
92714165017	**HAM-MW-24D**	EPA 9315	SLC	1	PASI-PA
		EPA 9320	JJS1	1	PASI-PA
		Total Radium Calculation	JAL	1	PASI-PA
92714165018	**HAM-MW-25D**	EPA 9315	SLC	1	PASI-PA
		EPA 9320	JJS1	1	PASI-PA
		Total Radium Calculation	JAL	1	PASI-PA
92714165019	**HAM-MW-26D**	EPA 9315	SLC	1	PASI-PA
		EPA 9320	JJS1	1	PASI-PA
		Total Radium Calculation	JAL	1	PASI-PA
92714165020	**HAM-AP1-FD-02**	EPA 9315	SLC	1	PASI-PA
		EPA 9320	JJS1	1	PASI-PA
		Total Radium Calculation	JAL	1	PASI-PA
92714165021	**HAM-AP1-EB-02**	EPA 9315	SLC	1	PASI-PA
		EPA 9320	JJS1	1	PASI-PA
		Total Radium Calculation	JAL	1	PASI-PA
92714165022	**HAM-AP1-FB-02**	EPA 9315	SLC	1	PASI-PA
		EPA 9320	JJS1	1	PASI-PA
		Total Radium Calculation	JAL	1	PASI-PA
92714165023	**HAM-HGWC-13**	EPA 9315	SLC	1	PASI-PA
		EPA 9320	JJS1	1	PASI-PA
		Total Radium Calculation	JAL	1	PASI-PA
92714165024	**HAM-MW-27D**	EPA 9315	SLC	1	PASI-PA
		EPA 9320	JJS1	1	PASI-PA
		Total Radium Calculation	JAL	1	PASI-PA

PASI-PA = Pace Analytical Services - Greensburg

REPORT OF LABORATORY ANALYSIS

This report shall not be reproduced, except in full,
without the written consent of Pace Analytical Services, LLC.

Pace Analytical Services, LLC
9800 Kincey Ave. Suite 100
Huntersville, NC 28078
(704)875-9092

SUMMARY OF DETECTION

Project: Plant Hammond AP-1-RAD
Pace Project No.: 92714165

Lab Sample ID / Method	Client Sample ID / Parameters	Result	Units	Report Limit	Analyzed	Qualifiers
92714165001	**HAM-HGWC-7**					
EPA 9315	Radium-226	0.148U ± 0.169 (0.354) C:90% T:NA	pCi/L		03/11/24 08:51	
EPA 9320	Radium-228	0.253U ± 0.294 (0.615) C:83% T:84%	pCi/L		03/08/24 11:26	
Total Radium Calculation	Total Radium	0.401U ± 0.463 (0.969)	pCi/L		03/14/24 16:46	
92714165002	**HAM-HGWC-8**					
EPA 9315	Radium-226	0.0301U ± 0.122 (0.304) C:82% T:NA	pCi/L		03/11/24 08:51	
EPA 9320	Radium-228	0.499U ± 0.354 (0.676) C:79% T:83%	pCi/L		03/08/24 11:26	
Total Radium Calculation	Total Radium	0.529U ± 0.476 (0.980)	pCi/L		03/14/24 16:46	
92714165003	**HAM-MW-6**					
EPA 9315	Radium-226	0.0859U ± 0.121 (0.263) C:96% T:NA	pCi/L		03/11/24 08:51	
EPA 9320	Radium-228	0.355U ± 0.375 (0.781) C:83% T:81%	pCi/L		03/08/24 11:26	
Total Radium Calculation	Total Radium	0.441U ± 0.496 (1.04)	pCi/L		03/14/24 16:46	
92714165004	**HAM-MW-7**					
EPA 9315	Radium-226	0.0726U ± 0.122 (0.274) C:87% T:NA	pCi/L		03/11/24 08:51	
EPA 9320	Radium-228	0.0164U ± 0.307 (0.717) C:83% T:82%	pCi/L		03/08/24 11:26	
Total Radium Calculation	Total Radium	0.0890U ± 0.429 (0.991)	pCi/L		03/14/24 16:46	

REPORT OF LABORATORY ANALYSIS

This report shall not be reproduced, except in full,
without the written consent of Pace Analytical Services, LLC.

Pace Analytical Services, LLC
9800 Kincey Ave. Suite 100
Huntersville, NC 28078
(704)875-9092

SUMMARY OF DETECTION

Project: Plant Hammond AP-1-RAD
Pace Project No.: 92714165

Lab Sample ID / Method	Client Sample ID / Parameters	Result	Units	Report Limit	Analyzed	Qualifiers
92714165005	**HAM-MW-20**					
EPA 9315	Radium-226	0.0600U ± 0.158 (0.376) C:86% T:NA	pCi/L		03/11/24 08:51	
EPA 9320	Radium-228	0.281U ± 0.327 (0.687) C:81% T:83%	pCi/L		03/08/24 11:26	
Total Radium Calculation	Total Radium	0.341U ± 0.485 (1.06)	pCi/L		03/14/24 16:46	
92714165006	**HAM-MW-28D**					
EPA 9315	Radium-226	0.113U ± 0.138 (0.289) C:91% T:NA	pCi/L		03/11/24 08:51	
EPA 9320	Radium-228	0.677U ± 0.385 (0.699) C:81% T:87%	pCi/L		03/08/24 11:26	
Total Radium Calculation	Total Radium	0.790U ± 0.523 (0.988)	pCi/L		03/14/24 16:46	
92714165007	**HAM-MW-29**					
EPA 9315	Radium-226	0.0123U ± 0.0997 (0.264) C:84% T:NA	pCi/L		03/11/24 08:51	
EPA 9320	Radium-228	0.0532U ± 0.305 (0.703) C:80% T:80%	pCi/L		03/08/24 11:26	
Total Radium Calculation	Total Radium	0.0655U ± 0.405 (0.967)	pCi/L		03/14/24 16:46	
92714165008	**HAM-AP1-EB-01**					
EPA 9315	Radium-226	-0.0656U ± 0.0797 (0.278) C:91% T:NA	pCi/L		03/11/24 08:51	
EPA 9320	Radium-228	0.0613U ± 0.272 (0.625) C:79% T:87%	pCi/L		03/08/24 11:26	
Total Radium Calculation	Total Radium	0.0613U ± 0.352 (0.903)	pCi/L		03/14/24 16:46	

REPORT OF LABORATORY ANALYSIS

This report shall not be reproduced, except in full,
without the written consent of Pace Analytical Services, LLC.

Pace Analytical Services, LLC
9800 Kincey Ave. Suite 100
Huntersville, NC 28078
(704)875-9092

SUMMARY OF DETECTION

Project: Plant Hammond AP-1-RAD
Pace Project No.: 92714165

Lab Sample ID / Method	Client Sample ID / Parameters	Result	Units	Report Limit	Analyzed	Qualifiers
92714165009	**HAM-AP1-FB-01**					
EPA 9315	Radium-226	-0.0381U ± 0.105 (0.318) C:80% T:NA	pCi/L		03/11/24 08:51	
EPA 9320	Radium-228	0.335U ± 0.314 (0.627) C:81% T:87%	pCi/L		03/08/24 11:26	
Total Radium Calculation	Total Radium	0.335U ± 0.419 (0.945)	pCi/L		03/14/24 16:46	
92714165010	**HAM-AP1-FD-01**					
EPA 9315	Radium-226	0.0338U ± 0.125 (0.312) C:81% T:NA	pCi/L		03/11/24 09:05	
EPA 9320	Radium-228	0.127U ± 0.312 (0.697) C:80% T:84%	pCi/L		03/08/24 11:26	
Total Radium Calculation	Total Radium	0.161U ± 0.437 (1.01)	pCi/L		03/14/24 16:46	
92714165011	**HAM-HGWC-09**					
EPA 9315	Radium-226	-0.0172U ± 0.0981 (0.278) C:92% T:NA	pCi/L		03/11/24 08:52	
EPA 9320	Radium-228	0.461U ± 0.367 (0.723) C:80% T:80%	pCi/L		03/08/24 11:27	
Total Radium Calculation	Total Radium	0.461U ± 0.465 (1.00)	pCi/L		03/14/24 16:46	
92714165012	**HAM-HGWC-10**					
EPA 9315	Radium-226	0.000839U ± 0.129 (0.337) C:88% T:NA	pCi/L		03/11/24 08:52	
EPA 9320	Radium-228	0.309U ± 0.338 (0.704) C:79% T:85%	pCi/L		03/08/24 11:27	
Total Radium Calculation	Total Radium	0.310U ± 0.467 (1.04)	pCi/L		03/14/24 16:46	

REPORT OF LABORATORY ANALYSIS

This report shall not be reproduced, except in full,
without the written consent of Pace Analytical Services, LLC.

Pace Analytical Services, LLC
9800 Kincey Ave. Suite 100
Huntersville, NC 28078
(704)875-9092

SUMMARY OF DETECTION

Project: Plant Hammond AP-1-RAD
Pace Project No.: 92714165

Lab Sample ID / Method	Client Sample ID / Parameters	Result	Units	Report Limit	Analyzed	Qualifiers
92714165013	**HAM-HGWC-11**					
EPA 9315	Radium-226	0.0433U ± 0.128 (0.312) C:84% T:NA	pCi/L		03/11/24 08:52	
EPA 9320	Radium-228	0.776 ± 0.422 (0.734) C:76% T:81%	pCi/L		03/08/24 11:27	
Total Radium Calculation	Total Radium	0.819U ± 0.550 (1.05)	pCi/L		03/14/24 16:46	
92714165014	**HAM-HGWC-12**					
EPA 9315	Radium-226	0.153U ± 0.151 (0.299) C:88% T:NA	pCi/L		03/11/24 08:52	
EPA 9320	Radium-228	0.211U ± 0.328 (0.711) C:82% T:81%	pCi/L		03/08/24 11:27	
Total Radium Calculation	Total Radium	0.364U ± 0.479 (1.01)	pCi/L		03/14/24 16:46	
92714165015	**HAM-MW-5**					
EPA 9315	Radium-226	0.0932U ± 0.105 (0.206) C:90% T:NA	pCi/L		03/11/24 08:52	
EPA 9320	Radium-228	0.370U ± 0.387 (0.803) C:80% T:80%	pCi/L		03/08/24 11:27	
Total Radium Calculation	Total Radium	0.463U ± 0.492 (1.01)	pCi/L		03/14/24 16:46	
92714165016	**HAM-MW-19**					
EPA 9315	Radium-226	0.0598U ± 0.101 (0.226) C:95% T:NA	pCi/L		03/11/24 08:52	
EPA 9320	Radium-228	0.399U ± 0.389 (0.796) C:84% T:77%	pCi/L		03/08/24 11:27	
Total Radium Calculation	Total Radium	0.459U ± 0.490 (1.02)	pCi/L		03/14/24 16:46	

REPORT OF LABORATORY ANALYSIS

This report shall not be reproduced, except in full,
without the written consent of Pace Analytical Services, LLC.

Pace Analytical Services, LLC
9800 Kincey Ave. Suite 100
Huntersville, NC 28078
(704)875-9092

SUMMARY OF DETECTION

Project: Plant Hammond AP-1-RAD
Pace Project No.: 92714165

Lab Sample ID / Method	Client Sample ID / Parameters	Result	Units	Report Limit	Analyzed	Qualifiers
92714165017	**HAM-MW-24D**					
EPA 9315	Radium-226	0.0437U ± 0.121 (0.291) C:87% T:NA	pCi/L		03/11/24 08:52	
EPA 9320	Radium-228	0.456U ± 0.357 (0.701) C:81% T:84%	pCi/L		03/08/24 11:28	
Total Radium Calculation	Total Radium	0.500U ± 0.478 (0.992)	pCi/L		03/14/24 16:46	
92714165018	**HAM-MW-25D**					
EPA 9315	Radium-226	0.635 ± 0.231 (0.252) C:100% T:NA	pCi/L		03/11/24 08:53	
EPA 9320	Radium-228	0.303U ± 0.327 (0.680) C:81% T:85%	pCi/L		03/08/24 11:28	
Total Radium Calculation	Total Radium	0.938 ± 0.558 (0.932)	pCi/L		03/14/24 16:46	
92714165019	**HAM-MW-26D**					
EPA 9315	Radium-226	0.160U ± 0.142 (0.270) C:89% T:NA	pCi/L		03/11/24 08:53	
EPA 9320	Radium-228	0.258U ± 0.334 (0.710) C:83% T:78%	pCi/L		03/08/24 11:28	
Total Radium Calculation	Total Radium	0.418U ± 0.476 (0.980)	pCi/L		03/14/24 16:46	
92714165020	**HAM-AP1-FD-02**					
EPA 9315	Radium-226	0.203U ± 0.158 (0.285) C:88% T:NA	pCi/L		03/11/24 08:53	
EPA 9320	Radium-228	0.156U ± 0.319 (0.707) C:79% T:80%	pCi/L		03/08/24 11:28	
Total Radium Calculation	Total Radium	0.359U ± 0.477 (0.992)	pCi/L		03/14/24 16:46	

REPORT OF LABORATORY ANALYSIS

This report shall not be reproduced, except in full,
without the written consent of Pace Analytical Services, LLC.

Pace Analytical Services, LLC
9800 Kincey Ave. Suite 100
Huntersville, NC 28078
(704)875-9092

SUMMARY OF DETECTION

Project: Plant Hammond AP-1-RAD
Pace Project No.: 92714165

Lab Sample ID / Method	Client Sample ID / Parameters	Result	Units	Report Limit	Analyzed	Qualifiers
92714165021	**HAM-AP1-EB-02**					
EPA 9315	Radium-226	0.0796U ± 0.140 (0.317) C:94% T:NA	pCi/L		03/11/24 08:27	
EPA 9320	Radium-228	0.00395U ± 0.383 (0.888) C:76% T:84%	pCi/L		03/05/24 16:02	
Total Radium Calculation	Total Radium	0.0836U ± 0.523 (1.21)	pCi/L		03/12/24 15:53	
92714165022	**HAM-AP1-FB-02**					
EPA 9315	Radium-226	-0.00438U ± 0.134 (0.369) C:80% T:NA	pCi/L		03/11/24 08:27	
EPA 9320	Radium-228	0.420U ± 0.354 (0.702) C:78% T:84%	pCi/L		03/05/24 16:03	
Total Radium Calculation	Total Radium	0.420U ± 0.488 (1.07)	pCi/L		03/12/24 15:53	
92714165023	**HAM-HGWC-13**					
EPA 9315	Radium-226	-0.0168U ± 0.119 (0.337) C:92% T:NA	pCi/L		03/11/24 08:27	
EPA 9320	Radium-228	0.338U ± 0.314 (0.633) C:79% T:88%	pCi/L		03/05/24 16:03	
Total Radium Calculation	Total Radium	0.338U ± 0.433 (0.970)	pCi/L		03/12/24 15:53	
92714165024	**HAM-MW-27D**					
EPA 9315	Radium-226	0.487 ± 0.263 (0.420) C:89% T:NA	pCi/L		03/11/24 08:28	
EPA 9320	Radium-228	0.824 ± 0.453 (0.810) C:75% T:83%	pCi/L		03/05/24 16:03	
Total Radium Calculation	Total Radium	1.31 ± 0.716 (1.23)	pCi/L		03/12/24 15:53	

REPORT OF LABORATORY ANALYSIS

This report shall not be reproduced, except in full,
without the written consent of Pace Analytical Services, LLC.

Pace Analytical Services, LLC
9800 Kincey Ave. Suite 100
Huntersville, NC 28078
(704)875-9092

ANALYTICAL RESULTS - RADIOCHEMISTRY

Project: Plant Hammond AP-1-RAD
Pace Project No.: 92714165

Sample: HAM-HGWC-7 **Lab ID: 92714165001** Collected: 02/14/24 13:35 Received: 02/16/24 16:00 Matrix: Water
PWS: Site ID: Sample Type:

Parameters	Method	Act ± Unc (MDC) Carr Trac	Units	Analyzed	CAS No.	Qual
	Pace Analytical Services - Greensburg					
Radium-226	EPA 9315	**0.148U ± 0.169 (0.354) C:90% T:NA**	pCi/L	03/11/24 08:51	13982-63-3	
	Pace Analytical Services - Greensburg					
Radium-228	EPA 9320	**0.253U ± 0.294 (0.615) C:83% T:84%**	pCi/L	03/08/24 11:26	15262-20-1	
	Pace Analytical Services - Greensburg					
Total Radium	Total Radium Calculation	**0.401U ± 0.463 (0.969)**	pCi/L	03/14/24 16:46	7440-14-4	

REPORT OF LABORATORY ANALYSIS

This report shall not be reproduced, except in full,
without the written consent of Pace Analytical Services, LLC.

Pace Analytical Services, LLC
9800 Kincey Ave. Suite 100
Huntersville, NC 28078
(704)875-9092

ANALYTICAL RESULTS - RADIOCHEMISTRY

Project: Plant Hammond AP-1-RAD
Pace Project No.: 92714165

Sample: HAM-HGWC-8 **Lab ID: 92714165002** Collected: 02/14/24 18:13 Received: 02/16/24 16:00 Matrix: Water
PWS: Site ID: Sample Type:

Parameters	Method	Act ± Unc (MDC) Carr Trac	Units	Analyzed	CAS No.	Qual
	Pace Analytical Services - Greensburg					
Radium-226	EPA 9315	**0.0301U ± 0.122 (0.304) C:82% T:NA**	pCi/L	03/11/24 08:51	13982-63-3	
	Pace Analytical Services - Greensburg					
Radium-228	EPA 9320	**0.499U ± 0.354 (0.676) C:79% T:83%**	pCi/L	03/08/24 11:26	15262-20-1	
	Pace Analytical Services - Greensburg					
Total Radium	Total Radium Calculation	**0.529U ± 0.476 (0.980)**	pCi/L	03/14/24 16:46	7440-14-4	

REPORT OF LABORATORY ANALYSIS

This report shall not be reproduced, except in full,
without the written consent of Pace Analytical Services, LLC.

Pace Analytical Services, LLC
9800 Kincey Ave. Suite 100
Huntersville, NC 28078
(704)875-9092

ANALYTICAL RESULTS - RADIOCHEMISTRY

Project: Plant Hammond AP-1-RAD
Pace Project No.: 92714165

Sample: HAM-MW-6 **Lab ID: 92714165003** Collected: 02/14/24 17:30 Received: 02/16/24 16:00 Matrix: Water
PWS: Site ID: Sample Type:

Parameters	Method	Act ± Unc (MDC) Carr Trac	Units	Analyzed	CAS No.	Qual
	Pace Analytical Services - Greensburg					
Radium-226	EPA 9315	**0.0859U ± 0.121 (0.263) C:96% T:NA**	pCi/L	03/11/24 08:51	13982-63-3	
	Pace Analytical Services - Greensburg					
Radium-228	EPA 9320	**0.355U ± 0.375 (0.781) C:83% T:81%**	pCi/L	03/08/24 11:26	15262-20-1	
	Pace Analytical Services - Greensburg					
Total Radium	Total Radium Calculation	**0.441U ± 0.496 (1.04)**	pCi/L	03/14/24 16:46	7440-14-4	

REPORT OF LABORATORY ANALYSIS

This report shall not be reproduced, except in full,
without the written consent of Pace Analytical Services, LLC.

Pace Analytical Services, LLC
9800 Kincey Ave. Suite 100
Huntersville, NC 28078
(704)875-9092

ANALYTICAL RESULTS - RADIOCHEMISTRY

Project: Plant Hammond AP-1-RAD
Pace Project No.: 92714165

Sample: HAM-MW-7 **Lab ID: 92714165004** Collected: 02/14/24 15:44 Received: 02/16/24 16:00 Matrix: Water
PWS: Site ID: Sample Type:

Parameters	Method	Act ± Unc (MDC) Carr Trac	Units	Analyzed	CAS No.	Qual
	Pace Analytical Services - Greensburg					
Radium-226	EPA 9315	**0.0726U ± 0.122 (0.274) C:87% T:NA**	pCi/L	03/11/24 08:51	13982-63-3	
	Pace Analytical Services - Greensburg					
Radium-228	EPA 9320	**0.0164U ± 0.307 (0.717) C:83% T:82%**	pCi/L	03/08/24 11:26	15262-20-1	
	Pace Analytical Services - Greensburg					
Total Radium	Total Radium Calculation	**0.0890U ± 0.429 (0.991)**	pCi/L	03/14/24 16:46	7440-14-4	

REPORT OF LABORATORY ANALYSIS

This report shall not be reproduced, except in full,
without the written consent of Pace Analytical Services, LLC.

Pace Analytical Services, LLC
9800 Kincey Ave. Suite 100
Huntersville, NC 28078
(704)875-9092

ANALYTICAL RESULTS - RADIOCHEMISTRY

Project: Plant Hammond AP-1-RAD
Pace Project No.: 92714165

Sample: HAM-MW-20 **Lab ID: 92714165005** Collected: 02/14/24 16:10 Received: 02/16/24 16:00 Matrix: Water
PWS: Site ID: Sample Type:

Parameters	Method	Act ± Unc (MDC) Carr Trac	Units	Analyzed	CAS No.	Qual
	Pace Analytical Services - Greensburg					
Radium-226	EPA 9315	**0.0600U ± 0.158 (0.376) C:86% T:NA**	pCi/L	03/11/24 08:51	13982-63-3	
	Pace Analytical Services - Greensburg					
Radium-228	EPA 9320	**0.281U ± 0.327 (0.687) C:81% T:83%**	pCi/L	03/08/24 11:26	15262-20-1	
	Pace Analytical Services - Greensburg					
Total Radium	Total Radium Calculation	**0.341U ± 0.485 (1.06)**	pCi/L	03/14/24 16:46	7440-14-4	

REPORT OF LABORATORY ANALYSIS

This report shall not be reproduced, except in full,
without the written consent of Pace Analytical Services, LLC.

Pace Analytical Services, LLC
9800 Kincey Ave. Suite 100
Huntersville, NC 28078
(704)875-9092

ANALYTICAL RESULTS - RADIOCHEMISTRY

Project: Plant Hammond AP-1-RAD
Pace Project No.: 92714165

Sample: HAM-MW-28D **Lab ID: 92714165006** Collected: 02/14/24 15:33 Received: 02/16/24 16:00 Matrix: Water
PWS: Site ID: Sample Type:

Parameters	Method	Act ± Unc (MDC) Carr Trac	Units	Analyzed	CAS No.	Qual
	Pace Analytical Services - Greensburg					
Radium-226	EPA 9315	**0.113U ± 0.138 (0.289) C:91% T:NA**	pCi/L	03/11/24 08:51	13982-63-3	
	Pace Analytical Services - Greensburg					
Radium-228	EPA 9320	**0.677U ± 0.385 (0.699) C:81% T:87%**	pCi/L	03/08/24 11:26	15262-20-1	
	Pace Analytical Services - Greensburg					
Total Radium	Total Radium Calculation	**0.790U ± 0.523 (0.988)**	pCi/L	03/14/24 16:46	7440-14-4	

REPORT OF LABORATORY ANALYSIS

This report shall not be reproduced, except in full,
without the written consent of Pace Analytical Services, LLC.

Pace Analytical Services, LLC
9800 Kincey Ave. Suite 100
Huntersville, NC 28078
(704)875-9092

ANALYTICAL RESULTS - RADIOCHEMISTRY

Project: Plant Hammond AP-1-RAD
Pace Project No.: 92714165

Sample: HAM-MW-29 **Lab ID: 92714165007** Collected: 02/14/24 14:25 Received: 02/16/24 16:00 Matrix: Water
PWS: Site ID: Sample Type:

Parameters	Method	Act ± Unc (MDC) Carr Trac	Units	Analyzed	CAS No.	Qual
	Pace Analytical Services - Greensburg					
Radium-226	EPA 9315	**0.0123U ± 0.0997 (0.264) C:84% T:NA**	pCi/L	03/11/24 08:51	13982-63-3	
	Pace Analytical Services - Greensburg					
Radium-228	EPA 9320	**0.0532U ± 0.305 (0.703) C:80% T:80%**	pCi/L	03/08/24 11:26	15262-20-1	
	Pace Analytical Services - Greensburg					
Total Radium	Total Radium Calculation	**0.0655U ± 0.405 (0.967)**	pCi/L	03/14/24 16:46	7440-14-4	

REPORT OF LABORATORY ANALYSIS

This report shall not be reproduced, except in full,
without the written consent of Pace Analytical Services, LLC.

Pace Analytical Services, LLC
9800 Kincey Ave. Suite 100
Huntersville, NC 28078
(704)875-9092

ANALYTICAL RESULTS - RADIOCHEMISTRY

Project: Plant Hammond AP-1-RAD
Pace Project No.: 92714165

Sample: HAM-AP1-EB-01 **Lab ID: 92714165008** Collected: 02/14/24 17:00 Received: 02/16/24 16:00 Matrix: Water
PWS: Site ID: Sample Type:

Parameters	Method	Act ± Unc (MDC) Carr Trac	Units	Analyzed	CAS No.	Qual
	Pace Analytical Services - Greensburg					
Radium-226	EPA 9315	**-0.0656U ± 0.0797 (0.278) C:91% T:NA**	pCi/L	03/11/24 08:51	13982-63-3	
	Pace Analytical Services - Greensburg					
Radium-228	EPA 9320	**0.0613U ± 0.272 (0.625) C:79% T:87%**	pCi/L	03/08/24 11:26	15262-20-1	
	Pace Analytical Services - Greensburg					
Total Radium	Total Radium Calculation	**0.0613U ± 0.352 (0.903)**	pCi/L	03/14/24 16:46	7440-14-4	

REPORT OF LABORATORY ANALYSIS

This report shall not be reproduced, except in full,
without the written consent of Pace Analytical Services, LLC.

Pace Analytical Services, LLC
9800 Kincey Ave. Suite 100
Huntersville, NC 28078
(704)875-9092

ANALYTICAL RESULTS - RADIOCHEMISTRY

Project: Plant Hammond AP-1-RAD
Pace Project No.: 92714165

Sample: HAM-AP1-FB-01 **Lab ID: 92714165009** Collected: 02/14/24 16:55 Received: 02/16/24 16:00 Matrix: Water
PWS: Site ID: Sample Type:

Parameters	Method	Act ± Unc (MDC) Carr Trac	Units	Analyzed	CAS No.	Qual
	Pace Analytical Services - Greensburg					
Radium-226	EPA 9315	**-0.0381U ± 0.105 (0.318) C:80% T:NA**	pCi/L	03/11/24 08:51	13982-63-3	
	Pace Analytical Services - Greensburg					
Radium-228	EPA 9320	**0.335U ± 0.314 (0.627) C:81% T:87%**	pCi/L	03/08/24 11:26	15262-20-1	
	Pace Analytical Services - Greensburg					
Total Radium	Total Radium Calculation	**0.335U ± 0.419 (0.945)**	pCi/L	03/14/24 16:46	7440-14-4	

REPORT OF LABORATORY ANALYSIS

This report shall not be reproduced, except in full,
without the written consent of Pace Analytical Services, LLC.

Pace Analytical Services, LLC
9800 Kincey Ave. Suite 100
Huntersville, NC 28078
(704)875-9092

ANALYTICAL RESULTS - RADIOCHEMISTRY

Project: Plant Hammond AP-1-RAD
Pace Project No.: 92714165

Sample: HAM-AP1-FD-01 **Lab ID: 92714165010** Collected: 02/14/24 00:00 Received: 02/16/24 16:00 Matrix: Water
PWS: Site ID: Sample Type:

Parameters	Method	Act ± Unc (MDC) Carr Trac	Units	Analyzed	CAS No.	Qual
	Pace Analytical Services - Greensburg					
Radium-226	EPA 9315	**0.0338U ± 0.125 (0.312) C:81% T:NA**	pCi/L	03/11/24 09:05	13982-63-3	
	Pace Analytical Services - Greensburg					
Radium-228	EPA 9320	**0.127U ± 0.312 (0.697) C:80% T:84%**	pCi/L	03/08/24 11:26	15262-20-1	
	Pace Analytical Services - Greensburg					
Total Radium	Total Radium Calculation	**0.161U ± 0.437 (1.01)**	pCi/L	03/14/24 16:46	7440-14-4	

This report shall not be reproduced, except in full,
without the written consent of Pace Analytical Services, LLC.

Pace Analytical Services, LLC
9800 Kincey Ave. Suite 100
Huntersville, NC 28078
(704)875-9092

ANALYTICAL RESULTS - RADIOCHEMISTRY

Project: Plant Hammond AP-1-RAD
Pace Project No.: 92714165

Sample: HAM-HGWC-09 **Lab ID: 92714165011** Collected: 02/15/24 16:44 Received: 02/16/24 16:00 Matrix: Water
PWS: Site ID: Sample Type:

Parameters	Method	Act ± Unc (MDC) Carr Trac	Units	Analyzed	CAS No.	Qual
	Pace Analytical Services - Greensburg					
Radium-226	EPA 9315	**-0.0172U ± 0.0981 (0.278) C:92% T:NA**	pCi/L	03/11/24 08:52	13982-63-3	
	Pace Analytical Services - Greensburg					
Radium-228	EPA 9320	**0.461U ± 0.367 (0.723) C:80% T:80%**	pCi/L	03/08/24 11:27	15262-20-1	
	Pace Analytical Services - Greensburg					
Total Radium	Total Radium Calculation	**0.461U ± 0.465 (1.00)**	pCi/L	03/14/24 16:46	7440-14-4	

REPORT OF LABORATORY ANALYSIS

This report shall not be reproduced, except in full,
without the written consent of Pace Analytical Services, LLC.

Pace Analytical Services, LLC
9800 Kincey Ave. Suite 100
Huntersville, NC 28078
(704)875-9092

ANALYTICAL RESULTS - RADIOCHEMISTRY

Project: Plant Hammond AP-1-RAD
Pace Project No.: 92714165

Sample: HAM-HGWC-10 **Lab ID: 92714165012** Collected: 02/15/24 14:57 Received: 02/16/24 16:00 Matrix: Water
PWS: Site ID: Sample Type:

Parameters	Method	Act ± Unc (MDC) Carr Trac	Units	Analyzed	CAS No.	Qual
	Pace Analytical Services - Greensburg					
Radium-226	EPA 9315	**0.000839U ± 0.129 (0.337) C:88% T:NA**	pCi/L	03/11/24 08:52	13982-63-3	
	Pace Analytical Services - Greensburg					
Radium-228	EPA 9320	**0.309U ± 0.338 (0.704) C:79% T:85%**	pCi/L	03/08/24 11:27	15262-20-1	
	Pace Analytical Services - Greensburg					
Total Radium	Total Radium Calculation	**0.310U ± 0.467 (1.04)**	pCi/L	03/14/24 16:46	7440-14-4	

This report shall not be reproduced, except in full,
without the written consent of Pace Analytical Services, LLC.

Pace Analytical Services, LLC
9800 Kincey Ave. Suite 100
Huntersville, NC 28078
(704)875-9092

ANALYTICAL RESULTS - RADIOCHEMISTRY

Project: Plant Hammond AP-1-RAD
Pace Project No.: 92714165

Sample: HAM-HGWC-11 **Lab ID: 92714165013** Collected: 02/15/24 10:06 Received: 02/16/24 16:00 Matrix: Water
PWS: Site ID: Sample Type:

Parameters	Method	Act ± Unc (MDC) Carr Trac	Units	Analyzed	CAS No.	Qual
	Pace Analytical Services - Greensburg					
Radium-226	EPA 9315	**0.0433U ± 0.128 (0.312) C:84% T:NA**	pCi/L	03/11/24 08:52	13982-63-3	
	Pace Analytical Services - Greensburg					
Radium-228	EPA 9320	**0.776 ± 0.422 (0.734) C:76% T:81%**	pCi/L	03/08/24 11:27	15262-20-1	
	Pace Analytical Services - Greensburg					
Total Radium	Total Radium Calculation	**0.819U ± 0.550 (1.05)**	pCi/L	03/14/24 16:46	7440-14-4	

This report shall not be reproduced, except in full,
without the written consent of Pace Analytical Services, LLC.

Pace Analytical Services, LLC
9800 Kincey Ave. Suite 100
Huntersville, NC 28078
(704)875-9092

ANALYTICAL RESULTS - RADIOCHEMISTRY

Project: Plant Hammond AP-1-RAD
Pace Project No.: 92714165

Sample: HAM-HGWC-12 **Lab ID: 92714165014** Collected: 02/15/24 11:35 Received: 02/16/24 16:00 Matrix: Water
PWS: Site ID: Sample Type:

Parameters	Method	Act ± Unc (MDC) Carr Trac	Units	Analyzed	CAS No.	Qual
	Pace Analytical Services - Greensburg					
Radium-226	EPA 9315	**0.153U ± 0.151 (0.299) C:88% T:NA**	pCi/L	03/11/24 08:52	13982-63-3	
	Pace Analytical Services - Greensburg					
Radium-228	EPA 9320	**0.211U ± 0.328 (0.711) C:82% T:81%**	pCi/L	03/08/24 11:27	15262-20-1	
	Pace Analytical Services - Greensburg					
Total Radium	Total Radium Calculation	**0.364U ± 0.479 (1.01)**	pCi/L	03/14/24 16:46	7440-14-4	

REPORT OF LABORATORY ANALYSIS

This report shall not be reproduced, except in full,
without the written consent of Pace Analytical Services, LLC.

Pace Analytical Services, LLC
9800 Kincey Ave. Suite 100
Huntersville, NC 28078
(704)875-9092

ANALYTICAL RESULTS - RADIOCHEMISTRY

Project: Plant Hammond AP-1-RAD
Pace Project No.: 92714165

Sample: HAM-MW-5 **Lab ID: 92714165015** Collected: 02/15/24 10:00 Received: 02/16/24 16:00 Matrix: Water
PWS: Site ID: Sample Type:

Parameters	Method	Act ± Unc (MDC) Carr Trac	Units	Analyzed	CAS No.	Qual
	Pace Analytical Services - Greensburg					
Radium-226	EPA 9315	**0.0932U ± 0.105 (0.206) C:90% T:NA**	pCi/L	03/11/24 08:52	13982-63-3	
	Pace Analytical Services - Greensburg					
Radium-228	EPA 9320	**0.370U ± 0.387 (0.803) C:80% T:80%**	pCi/L	03/08/24 11:27	15262-20-1	
	Pace Analytical Services - Greensburg					
Total Radium	Total Radium Calculation	**0.463U ± 0.492 (1.01)**	pCi/L	03/14/24 16:46	7440-14-4	

REPORT OF LABORATORY ANALYSIS

This report shall not be reproduced, except in full,
without the written consent of Pace Analytical Services, LLC.

Pace Analytical Services, LLC
9800 Kincey Ave. Suite 100
Huntersville, NC 28078
(704)875-9092

ANALYTICAL RESULTS - RADIOCHEMISTRY

Project: Plant Hammond AP-1-RAD
Pace Project No.: 92714165

Sample: HAM-MW-19 **Lab ID: 92714165016** Collected: 02/15/24 16:22 Received: 02/16/24 16:00 Matrix: Water
PWS: Site ID: Sample Type:

Parameters	Method	Act ± Unc (MDC) Carr Trac	Units	Analyzed	CAS No.	Qual
	Pace Analytical Services - Greensburg					
Radium-226	EPA 9315	**0.0598U ± 0.101 (0.226) C:95% T:NA**	pCi/L	03/11/24 08:52	13982-63-3	
	Pace Analytical Services - Greensburg					
Radium-228	EPA 9320	**0.399U ± 0.389 (0.796) C:84% T:77%**	pCi/L	03/08/24 11:27	15262-20-1	
	Pace Analytical Services - Greensburg					
Total Radium	Total Radium Calculation	**0.459U ± 0.490 (1.02)**	pCi/L	03/14/24 16:46	7440-14-4	

REPORT OF LABORATORY ANALYSIS

This report shall not be reproduced, except in full,
without the written consent of Pace Analytical Services, LLC.

Pace Analytical Services, LLC
9800 Kincey Ave. Suite 100
Huntersville, NC 28078
(704)875-9092

ANALYTICAL RESULTS - RADIOCHEMISTRY

Project: Plant Hammond AP-1-RAD
Pace Project No.: 92714165

Sample: HAM-MW-24D **Lab ID: 92714165017** Collected: 02/15/24 16:12 Received: 02/16/24 16:00 Matrix: Water
PWS: Site ID: Sample Type:

Parameters	Method	Act ± Unc (MDC) Carr Trac	Units	Analyzed	CAS No.	Qual
	Pace Analytical Services - Greensburg					
Radium-226	EPA 9315	**0.0437U ± 0.121 (0.291) C:87% T:NA**	pCi/L	03/11/24 08:52	13982-63-3	
	Pace Analytical Services - Greensburg					
Radium-228	EPA 9320	**0.456U ± 0.357 (0.701) C:81% T:84%**	pCi/L	03/08/24 11:28	15262-20-1	
	Pace Analytical Services - Greensburg					
Total Radium	Total Radium Calculation	**0.500U ± 0.478 (0.992)**	pCi/L	03/14/24 16:46	7440-14-4	

REPORT OF LABORATORY ANALYSIS

This report shall not be reproduced, except in full,
without the written consent of Pace Analytical Services, LLC.

Pace Analytical Services, LLC
9800 Kincey Ave. Suite 100
Huntersville, NC 28078
(704)875-9092

ANALYTICAL RESULTS - RADIOCHEMISTRY

Project: Plant Hammond AP-1-RAD
Pace Project No.: 92714165

Sample: HAM-MW-25D **Lab ID: 92714165018** Collected: 02/15/24 14:25 Received: 02/16/24 16:00 Matrix: Water
PWS: Site ID: Sample Type:

Parameters	Method	Act ± Unc (MDC) Carr Trac	Units	Analyzed	CAS No.	Qual
	Pace Analytical Services - Greensburg					
Radium-226	EPA 9315	**0.635 ± 0.231 (0.252) C:100% T:NA**	pCi/L	03/11/24 08:53	13982-63-3	
	Pace Analytical Services - Greensburg					
Radium-228	EPA 9320	**0.303U ± 0.327 (0.680) C:81% T:85%**	pCi/L	03/08/24 11:28	15262-20-1	
	Pace Analytical Services - Greensburg					
Total Radium	Total Radium Calculation	**0.938 ± 0.558 (0.932)**	pCi/L	03/14/24 16:46	7440-14-4	

REPORT OF LABORATORY ANALYSIS

This report shall not be reproduced, except in full,
without the written consent of Pace Analytical Services, LLC.

Pace Analytical Services, LLC
9800 Kincey Ave. Suite 100
Huntersville, NC 28078
(704)875-9092

ANALYTICAL RESULTS - RADIOCHEMISTRY

Project: Plant Hammond AP-1-RAD
Pace Project No.: 92714165

Sample: HAM-MW-26D **Lab ID: 92714165019** Collected: 02/15/24 11:38 Received: 02/16/24 16:00 Matrix: Water
PWS: Site ID: Sample Type:

Parameters	Method	Act ± Unc (MDC) Carr Trac	Units	Analyzed	CAS No.	Qual
	Pace Analytical Services - Greensburg					
Radium-226	EPA 9315	**0.160U ± 0.142 (0.270) C:89% T:NA**	pCi/L	03/11/24 08:53	13982-63-3	
	Pace Analytical Services - Greensburg					
Radium-228	EPA 9320	**0.258U ± 0.334 (0.710) C:83% T:78%**	pCi/L	03/08/24 11:28	15262-20-1	
	Pace Analytical Services - Greensburg					
Total Radium	Total Radium Calculation	**0.418U ± 0.476 (0.980)**	pCi/L	03/14/24 16:46	7440-14-4	

REPORT OF LABORATORY ANALYSIS

This report shall not be reproduced, except in full,
without the written consent of Pace Analytical Services, LLC.

Pace Analytical Services, LLC
9800 Kincey Ave. Suite 100
Huntersville, NC 28078
(704)875-9092

ANALYTICAL RESULTS - RADIOCHEMISTRY

Project: Plant Hammond AP-1-RAD
Pace Project No.: 92714165

Sample: HAM-AP1-FD-02 **Lab ID: 92714165020** Collected: 02/15/24 00:00 Received: 02/16/24 16:00 Matrix: Water
PWS: Site ID: Sample Type:

Parameters	Method	Act ± Unc (MDC) Carr Trac	Units	Analyzed	CAS No.	Qual
	Pace Analytical Services - Greensburg					
Radium-226	EPA 9315	**0.203U ± 0.158 (0.285) C:88% T:NA**	pCi/L	03/11/24 08:53	13982-63-3	
	Pace Analytical Services - Greensburg					
Radium-228	EPA 9320	**0.156U ± 0.319 (0.707) C:79% T:80%**	pCi/L	03/08/24 11:28	15262-20-1	
	Pace Analytical Services - Greensburg					
Total Radium	Total Radium Calculation	**0.359U ± 0.477 (0.992)**	pCi/L	03/14/24 16:46	7440-14-4	

REPORT OF LABORATORY ANALYSIS

This report shall not be reproduced, except in full,
without the written consent of Pace Analytical Services, LLC.

Pace Analytical Services, LLC
9800 Kincey Ave. Suite 100
Huntersville, NC 28078
(704)875-9092

ANALYTICAL RESULTS - RADIOCHEMISTRY

Project: Plant Hammond AP-1-RAD
Pace Project No.: 92714165

Sample: HAM-AP1-EB-02 **Lab ID: 92714165021** Collected: 02/15/24 12:35 Received: 02/16/24 16:00 Matrix: Water
PWS: Site ID: Sample Type:

Parameters	Method	Act ± Unc (MDC) Carr Trac	Units	Analyzed	CAS No.	Qual
	Pace Analytical Services - Greensburg					
Radium-226	EPA 9315	**0.0796U ± 0.140 (0.317) C:94% T:NA**	pCi/L	03/11/24 08:27	13982-63-3	
	Pace Analytical Services - Greensburg					
Radium-228	EPA 9320	**0.00395U ± 0.383 (0.888) C:76% T:84%**	pCi/L	03/05/24 16:02	15262-20-1	
	Pace Analytical Services - Greensburg					
Total Radium	Total Radium Calculation	**0.0836U ± 0.523 (1.21)**	pCi/L	03/12/24 15:53	7440-14-4	

REPORT OF LABORATORY ANALYSIS

This report shall not be reproduced, except in full,
without the written consent of Pace Analytical Services, LLC.

Pace Analytical Services, LLC
9800 Kincey Ave. Suite 100
Huntersville, NC 28078
(704)875-9092

ANALYTICAL RESULTS - RADIOCHEMISTRY

Project: Plant Hammond AP-1-RAD
Pace Project No.: 92714165

Sample: HAM-AP1-FB-02 **Lab ID: 92714165022** Collected: 02/15/24 12:25 Received: 02/16/24 16:00 Matrix: Water
PWS: Site ID: Sample Type:

Parameters	Method	Act ± Unc (MDC) Carr Trac	Units	Analyzed	CAS No.	Qual
	Pace Analytical Services - Greensburg					
Radium-226	EPA 9315	**-0.00438U ± 0.134 (0.369) C:80% T:NA**	pCi/L	03/11/24 08:27	13982-63-3	
	Pace Analytical Services - Greensburg					
Radium-228	EPA 9320	**0.420U ± 0.354 (0.702) C:78% T:84%**	pCi/L	03/05/24 16:03	15262-20-1	
	Pace Analytical Services - Greensburg					
Total Radium	Total Radium Calculation	**0.420U ± 0.488 (1.07)**	pCi/L	03/12/24 15:53	7440-14-4	

REPORT OF LABORATORY ANALYSIS

This report shall not be reproduced, except in full,
without the written consent of Pace Analytical Services, LLC.

Pace Analytical Services, LLC
9800 Kincey Ave. Suite 100
Huntersville, NC 28078
(704)875-9092

ANALYTICAL RESULTS - RADIOCHEMISTRY

Project: Plant Hammond AP-1-RAD
Pace Project No.: 92714165

Sample: HAM-HGWC-13 **Lab ID: 92714165023** Collected: 02/16/24 13:35 Received: 02/19/24 11:25 Matrix: Water
PWS: Site ID: Sample Type:

Parameters	Method	Act ± Unc (MDC) Carr Trac	Units	Analyzed	CAS No.	Qual
	Pace Analytical Services - Greensburg					
Radium-226	EPA 9315	**-0.0168U ± 0.119 (0.337) C:92% T:NA**	pCi/L	03/11/24 08:27	13982-63-3	
	Pace Analytical Services - Greensburg					
Radium-228	EPA 9320	**0.338U ± 0.314 (0.633) C:79% T:88%**	pCi/L	03/05/24 16:03	15262-20-1	
	Pace Analytical Services - Greensburg					
Total Radium	Total Radium Calculation	**0.338U ± 0.433 (0.970)**	pCi/L	03/12/24 15:53	7440-14-4	

This report shall not be reproduced, except in full,
without the written consent of Pace Analytical Services, LLC.

Pace Analytical Services, LLC
9800 Kincey Ave. Suite 100
Huntersville, NC 28078
(704)875-9092

ANALYTICAL RESULTS - RADIOCHEMISTRY

Project: Plant Hammond AP-1-RAD
Pace Project No.: 92714165

Sample: HAM-MW-27D **Lab ID: 92714165024** Collected: 02/16/24 18:26 Received: 02/19/24 11:25 Matrix: Water
PWS: Site ID: Sample Type:

Parameters	Method	Act ± Unc (MDC) Carr Trac	Units	Analyzed	CAS No.	Qual
	Pace Analytical Services - Greensburg					
Radium-226	EPA 9315	**0.487 ± 0.263 (0.420) C:89% T:NA**	pCi/L	03/11/24 08:28	13982-63-3	
	Pace Analytical Services - Greensburg					
Radium-228	EPA 9320	**0.824 ± 0.453 (0.810) C:75% T:83%**	pCi/L	03/05/24 16:03	15262-20-1	
	Pace Analytical Services - Greensburg					
Total Radium	Total Radium Calculation	**1.31 ± 0.716 (1.23)**	pCi/L	03/12/24 15:53	7440-14-4	

This report shall not be reproduced, except in full,
without the written consent of Pace Analytical Services, LLC.

Pace Analytical Services, LLC
9800 Kincey Ave. Suite 100
Huntersville, NC 28078
(704)875-9092

QUALITY CONTROL - RADIOCHEMISTRY

Project: Plant Hammond AP-1-RAD
Pace Project No.: 92714165

QC Batch: 650440
QC Batch Method: EPA 9320
Analysis Method: EPA 9320
Analysis Description: 9320 Radium 228
Laboratory: Pace Analytical Services - Greensburg
Associated Lab Samples: 92714165021, 92714165022, 92714165023, 92714165024

METHOD BLANK: 3169529 Matrix: Water
Associated Lab Samples: 92714165021, 92714165022, 92714165023, 92714165024

Parameter	Act ± Unc (MDC) Carr Trac	Units	Analyzed	Qualifiers
Radium-228	0.0170 ± 0.309 (0.718) C:80% T:91%	pCi/L	03/05/24 16:04	

Results presented on this page are in the units indicated by the "Units" column except where an alternate unit is presented to the right of the result.

REPORT OF LABORATORY ANALYSIS

This report shall not be reproduced, except in full,
without the written consent of Pace Analytical Services, LLC.

Pace Analytical Services, LLC
9800 Kincey Ave. Suite 100
Huntersville, NC 28078
(704)875-9092

QUALITY CONTROL - RADIOCHEMISTRY

Project: Plant Hammond AP-1-RAD
Pace Project No.: 92714165

QC Batch: 650496 Analysis Method: EPA 9315
QC Batch Method: EPA 9315 Analysis Description: 9315 Total Radium
Laboratory: Pace Analytical Services - Greensburg

Associated Lab Samples: 92714165001, 92714165002, 92714165003, 92714165004, 92714165005, 92714165006, 92714165007, 92714165008, 92714165009, 92714165010, 92714165011, 92714165012, 92714165013, 92714165014, 92714165015, 92714165016, 92714165017, 92714165018, 92714165019, 92714165020

METHOD BLANK: 3169818 Matrix: Water

Associated Lab Samples: 92714165001, 92714165002, 92714165003, 92714165004, 92714165005, 92714165006, 92714165007, 92714165008, 92714165009, 92714165010, 92714165011, 92714165012, 92714165013, 92714165014, 92714165015, 92714165016, 92714165017, 92714165018, 92714165019, 92714165020

Parameter	Act ± Unc (MDC) Carr Trac	Units	Analyzed	Qualifiers
Radium-226	0.127 ± 0.133 (0.261) C:91% T:NA	pCi/L	03/11/24 08:51	

Results presented on this page are in the units indicated by the "Units" column except where an alternate unit is presented to the right of the result.

REPORT OF LABORATORY ANALYSIS

This report shall not be reproduced, except in full,
without the written consent of Pace Analytical Services, LLC.

Pace Analytical Services, LLC
9800 Kincey Ave. Suite 100
Huntersville, NC 28078
(704)875-9092

QUALITY CONTROL - RADIOCHEMISTRY

Project: Plant Hammond AP-1-RAD
Pace Project No.: 92714165

QC Batch: 651197
QC Batch Method: EPA 9315
Analysis Method: EPA 9315
Analysis Description: 9315 Total Radium
Laboratory: Pace Analytical Services - Greensburg
Associated Lab Samples: 92714165021, 92714165022, 92714165023, 92714165024

METHOD BLANK: 3172766 Matrix: Water
Associated Lab Samples: 92714165021, 92714165022, 92714165023, 92714165024

Parameter	Act ± Unc (MDC) Carr Trac	Units	Analyzed	Qualifiers
Radium-226	0.0136 ± 0.137 (0.359) C:89% T:NA	pCi/L	03/11/24 10:01	

Results presented on this page are in the units indicated by the "Units" column except where an alternate unit is presented to the right of the result.

REPORT OF LABORATORY ANALYSIS

This report shall not be reproduced, except in full,
without the written consent of Pace Analytical Services, LLC.

Pace Analytical Services, LLC
9800 Kincey Ave. Suite 100
Huntersville, NC 28078
(704)875-9092

QUALITY CONTROL - RADIOCHEMISTRY

Project: Plant Hammond AP-1-RAD
Pace Project No.: 92714165

QC Batch: 650438
QC Batch Method: EPA 9320
Analysis Method: EPA 9320
Analysis Description: 9320 Radium 228
Laboratory: Pace Analytical Services - Greensburg
Associated Lab Samples: 92714165001, 92714165002, 92714165003, 92714165004, 92714165005, 92714165006, 92714165007, 92714165008, 92714165009, 92714165010, 92714165011, 92714165012, 92714165013, 92714165014, 92714165015, 92714165016, 92714165017, 92714165018, 92714165019, 92714165020

METHOD BLANK: 3169523
Matrix: Water
Associated Lab Samples: 92714165001, 92714165002, 92714165003, 92714165004, 92714165005, 92714165006, 92714165007, 92714165008, 92714165009, 92714165010, 92714165011, 92714165012, 92714165013, 92714165014, 92714165015, 92714165016, 92714165017, 92714165018, 92714165019, 92714165020

Parameter	Act ± Unc (MDC) Carr Trac	Units	Analyzed	Qualifiers
Radium-228	0.351 ± 0.321 (0.647) C:78% T:86%	pCi/L	03/08/24 11:26	

Results presented on this page are in the units indicated by the "Units" column except where an alternate unit is presented to the right of the result.

REPORT OF LABORATORY ANALYSIS

This report shall not be reproduced, except in full,
without the written consent of Pace Analytical Services, LLC.

Pace Analytical Services, LLC
9800 Kincey Ave. Suite 100
Huntersville, NC 28078
(704)875-9092

QUALIFIERS

Project: Plant Hammond AP-1-RAD
Pace Project No.: 92714165

DEFINITIONS

DF - Dilution Factor, if reported, represents the factor applied to the reported data due to dilution of the sample aliquot.

ND - Not Detected at or above adjusted reporting limit.

TNTC - Too Numerous To Count

J - Estimated concentration above the adjusted method detection limit and below the adjusted reporting limit.

MDL - Adjusted Method Detection Limit.

PQL - Practical Quantitation Limit.

RL - Reporting Limit - The lowest concentration value that meets project requirements for quantitative data with known precision and bias for a specific analyte in a specific matrix.

S - Surrogate

1,2-Diphenylhydrazine decomposes to and cannot be separated from Azobenzene using Method 8270. The result for each analyte is a combined concentration.

Consistent with EPA guidelines, unrounded data are displayed and have been used to calculate % recovery and RPD values.

LCS(D) - Laboratory Control Sample (Duplicate)

MS(D) - Matrix Spike (Duplicate)

DUP - Sample Duplicate

RPD - Relative Percent Difference

NC - Not Calculable.

SG - Silica Gel - Clean-Up

U - Indicates the compound was analyzed for, but not detected.

Acid preservation may not be appropriate for 2 Chloroethylvinyl ether.

A separate vial preserved to a pH of 4-5 is recommended in SW846 Chapter 4 for the analysis of Acrolein and Acrylonitrile by EPA Method 8260.

N-Nitrosodiphenylamine decomposes and cannot be separated from Diphenylamine using Method 8270. The result reported for each analyte is a combined concentration.

Reported results are not rounded until the final step prior to reporting. Therefore, calculated parameters that are typically reported as "Total" may vary slightly from the sum of the reported component parameters.

Act - Activity

Unc - Uncertainty: SDWA = 1.96 sigma count uncertainty, all other matrices = Expanded Uncertainty (95% confidence interval). Gamma Spec = Expanded Uncertainty (95.4% Confidence Interval)

(MDC) - Minimum Detectable Concentration

Trac - Tracer Recovery (%)

Carr - Carrier Recovery (%)

Pace Analytical is TNI accredited. Contact your Pace PM for the current list of accredited analytes.

TNI - The NELAC Institute.

This report shall not be reproduced, except in full,
without the written consent of Pace Analytical Services, LLC.

Pace Analytical Services, LLC
9800 Kincey Ave. Suite 100
Huntersville, NC 28078
(704)875-9092

QUALITY CONTROL DATA CROSS REFERENCE TABLE

Project: Plant Hammond AP-1-RAD
Pace Project No.: 92714165

Lab ID	Sample ID	QC Batch Method	QC Batch	Analytical Method	Analytical Batch
92714165001	**HAM-HGWC-7**	EPA 9315	650496		
92714165002	**HAM-HGWC-8**	EPA 9315	650496		
92714165003	**HAM-MW-6**	EPA 9315	650496		
92714165004	**HAM-MW-7**	EPA 9315	650496		
92714165005	**HAM-MW-20**	EPA 9315	650496		
92714165006	**HAM-MW-28D**	EPA 9315	650496		
92714165007	**HAM-MW-29**	EPA 9315	650496		
92714165008	**HAM-AP1-EB-01**	EPA 9315	650496		
92714165009	**HAM-AP1-FB-01**	EPA 9315	650496		
92714165010	**HAM-AP1-FD-01**	EPA 9315	650496		
92714165011	**HAM-HGWC-09**	EPA 9315	650496		
92714165012	**HAM-HGWC-10**	EPA 9315	650496		
92714165013	**HAM-HGWC-11**	EPA 9315	650496		
92714165014	**HAM-HGWC-12**	EPA 9315	650496		
92714165015	**HAM-MW-5**	EPA 9315	650496		
92714165016	**HAM-MW-19**	EPA 9315	650496		
92714165017	**HAM-MW-24D**	EPA 9315	650496		
92714165018	**HAM-MW-25D**	EPA 9315	650496		
92714165019	**HAM-MW-26D**	EPA 9315	650496		
92714165020	**HAM-AP1-FD-02**	EPA 9315	650496		
92714165021	**HAM-AP1-EB-02**	EPA 9315	651197		
92714165022	**HAM-AP1-FB-02**	EPA 9315	651197		
92714165023	**HAM-HGWC-13**	EPA 9315	651197		
92714165024	**HAM-MW-27D**	EPA 9315	651197		
92714165001	**HAM-HGWC-7**	EPA 9320	650438		
92714165002	**HAM-HGWC-8**	EPA 9320	650438		
92714165003	**HAM-MW-6**	EPA 9320	650438		
92714165004	**HAM-MW-7**	EPA 9320	650438		
92714165005	**HAM-MW-20**	EPA 9320	650438		
92714165006	**HAM-MW-28D**	EPA 9320	650438		
92714165007	**HAM-MW-29**	EPA 9320	650438		
92714165008	**HAM-AP1-EB-01**	EPA 9320	650438		
92714165009	**HAM-AP1-FB-01**	EPA 9320	650438		
92714165010	**HAM-AP1-FD-01**	EPA 9320	650438		
92714165011	**HAM-HGWC-09**	EPA 9320	650438		
92714165012	**HAM-HGWC-10**	EPA 9320	650438		
92714165013	**HAM-HGWC-11**	EPA 9320	650438		
92714165014	**HAM-HGWC-12**	EPA 9320	650438		
92714165015	**HAM-MW-5**	EPA 9320	650438		
92714165016	**HAM-MW-19**	EPA 9320	650438		
92714165017	**HAM-MW-24D**	EPA 9320	650438		
92714165018	**HAM-MW-25D**	EPA 9320	650438		
92714165019	**HAM-MW-26D**	EPA 9320	650438		
92714165020	**HAM-AP1-FD-02**	EPA 9320	650438		
92714165021	**HAM-AP1-EB-02**	EPA 9320	650440		
92714165022	**HAM-AP1-FB-02**	EPA 9320	650440		
92714165023	**HAM-HGWC-13**	EPA 9320	650440		

REPORT OF LABORATORY ANALYSIS

This report shall not be reproduced, except in full,
without the written consent of Pace Analytical Services, LLC.

Pace Analytical Services, LLC
9800 Kincey Ave. Suite 100
Huntersville, NC 28078
(704)875-9092

QUALITY CONTROL DATA CROSS REFERENCE TABLE

Project: Plant Hammond AP-1-RAD
Pace Project No.: 92714165

Lab ID	Sample ID	QC Batch Method	QC Batch	Analytical Method	Analytical Batch
92714165024	**HAM-MW-27D**	EPA 9320	650440		
92714165001	**HAM-HGWC-7**	Total Radium Calculation	655248		
92714165002	**HAM-HGWC-8**	Total Radium Calculation	655248		
92714165003	**HAM-MW-6**	Total Radium Calculation	655248		
92714165004	**HAM-MW-7**	Total Radium Calculation	655248		
92714165005	**HAM-MW-20**	Total Radium Calculation	655248		
92714165006	**HAM-MW-28D**	Total Radium Calculation	655248		
92714165007	**HAM-MW-29**	Total Radium Calculation	655248		
92714165008	**HAM-AP1-EB-01**	Total Radium Calculation	655248		
92714165009	**HAM-AP1-FB-01**	Total Radium Calculation	655248		
92714165010	**HAM-AP1-FD-01**	Total Radium Calculation	655248		
92714165011	**HAM-HGWC-09**	Total Radium Calculation	655248		
92714165012	**HAM-HGWC-10**	Total Radium Calculation	655248		
92714165013	**HAM-HGWC-11**	Total Radium Calculation	655248		
92714165014	**HAM-HGWC-12**	Total Radium Calculation	655248		
92714165015	**HAM-MW-5**	Total Radium Calculation	655248		
92714165016	**HAM-MW-19**	Total Radium Calculation	655248		
92714165017	**HAM-MW-24D**	Total Radium Calculation	655248		
92714165018	**HAM-MW-25D**	Total Radium Calculation	655248		
92714165019	**HAM-MW-26D**	Total Radium Calculation	655248		
92714165020	**HAM-AP1-FD-02**	Total Radium Calculation	655248		
92714165021	**HAM-AP1-EB-02**	Total Radium Calculation	654603		
92714165022	**HAM-AP1-FB-02**	Total Radium Calculation	654603		
92714165023	**HAM-HGWC-13**	Total Radium Calculation	654603		
92714165024	**HAM-MW-27D**	Total Radium Calculation	654603		

This report shall not be reproduced, except in full,
without the written consent of Pace Analytical Services, LLC.

Pace	DC#_Title: ENV-FRM-HUN1-0083 v03_Sample Condition Upon Receipt
	Effective Date: 12/01/2023

Laboratory receiving samples:

Asheville ☐ Eden ☐ Greenwood ☐ Huntersville ☐ Raleigh ☐ Mechanicsville ☐ Atlanta ☑ Kernersville ☐

Sample Condition Upon Receipt

Client Name: GA Power - GeoSyntec

Project #: WO# : 92714165

92714165

Courier: ☐ Commercial ☐ Fed Ex ☐ Pace ☐ UPS ☐ USPS ☐ Other:____ ☑ Client

Custody Seal Present? ☑ Yes ☐ No Seals Intact? ☑ Yes ☐ No ☐ N/A

Date/Initials Person Examining Contents: 2/16/24

Packing Material: ☑ Bubble Wrap ☐ Bubble Bags ☐ None ☐ Other

Biological Tissue Frozen? ☐ Yes ☐ No ☑ N/A

Thermometer: ☐ IR Gun ID: 214

Type of Ice: ☐ Wet ☐ Blue ☐ None

Cooler Temp: 5.5 Correction Factor: Add/Subtract (°C) -0.1

Temp should be above freezing to 6°C

☐ Samples out of temp criteria. Samples on ice, cooling process has begun

Cooler Temp Corrected (°C): 5.6

USDA Regulated Soil (☐ N/A, water sample)

Did samples originate in a quarantine zone within the United States: CA, NY, or SC (check maps)? ☐ Yes ☐ No

Did samples originate from a foreign source (internationally, including Hawaii and Puerto Rico)? ☐ Yes ☐ No

				Comments/Discrepancy:
Chain of Custody Present?	☑ Yes	☐ No	☐ N/A	1.
Samples Arrived within Hold Time?	☑ Yes	☐ No	☐ N/A	2.
Short Hold Time Analysis (<72 hr.)?	☐ Yes	☑ No	☐ N/A	3.
Rush Turn Around Time Requested?	☐ Yes	☑ No	☐ N/A	4.
Sufficient Volume?	☑ Yes	☐ No	☐ N/A	5.
Correct Containers Used?	☑ Yes	☐ No	☐ N/A	6.
-Pace Containers Used?	☑ Yes	☐ No	☐ N/A	
Containers Intact?	☑ Yes	☐ No	☐ N/A	7.
Dissolved analysis: Samples Field Filtered?	☐ Yes	☑ No	☐ N/A	8.
Sample Labels Match COC? -Includes Date/Time/ID/Analysis Matrix: WT	☑ Yes	☐ No	☐ N/A	9.
Headspace in VOA Vials (>5-6mm)?	☐ Yes	☐ No	☑ N/A	10.
Trip Blank Present?	☐ Yes	☐ No	☑ N/A	11.
Trip Blank Custody Seals Present?	☐ Yes	☐ No	☑ N/A	

COMMENTS/SAMPLE DISCREPANCY

Field Data Required? ☐ Yes ☐ No

Lot ID of split containers:

CLIENT NOTIFICATION/RESOLUTION

Person contacted: _____ Date/Time: _____

Project Manager SCURF Review: _____ Date: _____

Project Manager SRF Review: _____ Date: _____

*Check mark top half of box if pH and/or dechlorination is verified and within the acceptance range for preservation samples.

Exceptions: VOA, Coliform, TOC, Oil and Grease, DRO/8015 (water) DOC, LLHg

**Bottom half of box is to list number of bottles

***Check all unpreserved Nitrates for chlorine

Project # **WO# : 92714165**

PM: BV Due Date: 03/11/24

CLIENT: 92- GP-HAM

Item#	BP4U-125 mL Plastic Unpreserved (N/A) (Cl-)	BP3U-250 mL Plastic Unpreserved (N/A)	BP2U-500 mL Plastic Unpreserved (N/A)	BP1U-1 liter Plastic Unpreserved (N/A)	BP4S-125 mL Plastic H2SO4 (pH < 2) (Cl-)	BP3N-250 mL plastic HNO3 (pH < 2)	BP4Z-125 mL Plastic ZN Acetate & NaOH (>9)	BP4B-125 mL Plastic NaOH (pH > 12) (Cl-)	WGFU-Wide-mouthed Glass jar Unpreserved	AG1U-1 liter Amber Unpreserved (N/A) (Cl-)	AG1H-1 liter Amber HCl (pH < 2)	AG3U-250 mL Amber Unpreserved (N/A) (Cl-)	AG1S-1 liter Amber H2SO4 (pH < 2)	AG3S-250 mL Amber H2SO4 (pH < 2)	DG94-40 mL Amber NH4Cl (N/A)(Cl-)	DG9H-40 mL VOA HCl (N/A)	VG9T-40 mL VOA Na2S2O3 (N/A)	VG9U-40 mL VOA Unpreserved (N/A)	DG9V-40 mL VOA H3PO4 (N/A)	KP7U-50 mL Plastic Unpreserved (N/A)	V/GK (3 vials per kit)-VPH/Gas kit (N/A)	SP5T-125 mL Sterile Plastic (N/A – lab)	SP2T-250 mL Sterile Plastic (N/A – lab)	BPIN	BP3R-250 mL Plastic (NH2)2SO4 (9.3-9.7)	AG0U-100 mL Amber Unpreserved (N/A) (Cl-)	VSGU-20 mL Scintillation vials (N/A)	DG9U-40 mL Amber Unpreserved vials (N/A)
1		2	1			1	1																		2				
2		2	1			1	1																		2				
3		2	1			1	1																		2				
4		2	1			1	1																		2				
5		2	1			1	1																		2				
6		2	1			1	1																		2				
7		2	1			1	1																		2				
8		2	1			1	1																		2				
9		2	1			1	1																		2				
10		2	1			1	1																		2				
11																													
12																													

pH Adjustment Log for Preserved Samples

Sample ID	Type of Preservative	pH upon receipt	Date preservation adjusted	Time preservation adjusted	Amount of Preservative added	Lot #

Note: Whenever there is a discrepancy affecting North Carolina compliance samples, a copy of this form will be sent to the North Carolina DENR Certification Office (i.e. Out of hold, incorrect preservative, out of temp, incorrect containers.

Pace Analytical
www.pacelabs.com

CHAIN-OF-CUSTODY / Analytical Request Document

The Chain-of-Custody is a LEGAL DOCUMENT. All relevant fields must be completed accurately.

Page: 1 of 1

Section A Required Client Information:		Section B Required Project Information:		Section C Invoice Information:	
Company:	GA Power	Report To:	SCS Contacts	Attention:	Southern Co.
Address:	Atlanta, GA	Copy To:	Geosyntec Contacts	Company Name:	
				Address:	
Email To:	SCS Contacts	Purchase Order No.:		Pace Quote Reference:	
Phone:	Fax:	Project Name:	Hammond AP-1	Pace Project Manager:	Bonnie Vang
Requested Due Date/TAT:	10 Day	Project Number:		Pace Profile #:	10839

REGULATORY AGENCY

☐ NPDES ☐ GROUND WATER ☐ DRINKING WATER
☐ UST ☐ RCRA ☑ OTHER CCR

Site Location STATE: GA

Section D Required Client Information

SAMPLE ID (A-Z, 0-9 / ,-) Sample IDs MUST BE UNIQUE

Valid Matrix Codes

MATRIX	CODE
DRINKING WATER	DW
WATER	WT
WASTE WATER	WW
PRODUCT	P
SOIL/SOLID	SL
OIL	OL
WIPE	WP
AIR	AR
OTHER	OT
TISSUE	TS

ITEM #	SAMPLE ID	MATRIX CODE (see valid codes to left)	SAMPLE TYPE (G=GRAB C=COMP)	COLLECTED COMPOSITE DATE	COLLECTED COMPOSITE TIME	COLLECTED COMPOSITE DATE	COLLECTED COMPOSITE TIME	SAMPLE TEMP AT COLLECTION	# OF CONTAINERS	Preservatives: Unpreserved	H_2SO_4	HNO_3	HCl	NaOH	$Na_2S_2O_3$	Methanol	Other	Analysis Test Y/N	Chloride, Fluoride, Sulfate	Full App. III and IV metals	RAD 226/228	TDS	Major Ions (Profile 10839-2):	Residual Chlorine (Y/N)	Pace Project No./ Lab I.D.
																		Requested Analysis Filtered (Y/N)	N	N	N	N	N		
1	HAM-HGWC-7	WG	G	02/14/2024	1335			19	7	3		3					1		X	X	X	X	X	N	92714165 001
2	HAM-HGWC-8	WG	G	02/14/2024	1813			16	7	3		3					1		X	X	X	X	X	N	002
3	HAM-MW-6	WG	G	02/14/2024	1730			19	7	3		3					1		X	X	X	X	X	N	003
4	HAM-MW-7	WG	G	02/14/2024	1544		TK 2/14/24	17	7	3		3					1		X	X	X	X	X	N	004
5	HAM-MW-20	WG	G	02/14/2024	1610			18	7	3		3					1		X	X	X	X	X	N	005
6	HAM-MW-28D	WG	G	02/14/2024	1533			19	7	3		3					1		X	X	X	X	X	N	006
7	HAM-MW-29	WG	G	02/14/2024	1425			18	7	3		3					1		X	X	X	X	X	N	007
8	HAM-AP1-EB-01	WQ	G	02/14/2024	1700			18	5	2		3							X	X	X	X		N	008
9	HAM-AP1-FB-01	WQ	G	02/14/2024	1655			18	5	2		3							X	X	X	X		N	009
10	HAM-AP1-FD-01	WG	G	02/14/2024	0000		TK 2/14/24	18	7	3		3					1		X	X	X	X	X	N	010
11																									
12																									

ADDITIONAL COMMENTS	RELINQUISHED BY / AFFILIATION	DATE	TIME	ACCEPTED BY / AFFILIATION	DATE	TIME	SAMPLE CONDITIONS
Task Code: HAM-CCR-ASSMT-2024S1	Thomas Kressler/Geo	2/16/24	1330	Ryan Williams / Pace	2/16/24	1330	
	Ryan Williams / Pace	2/16/24	1600		2/16/24	1600	

SAMPLER NAME AND SIGNATURE

PRINT Name of SAMPLER: T. Kressler, C. Lavin, J. Wagoner, A. Sawtell Geosyntec Consultants, Inc.

SIGNATURE of SAMPLER: [signature] DATE Signed (MM/DD/YY): 02/14/2024

Temp in °C	Received on Ice (Y/N)	Custody Sealed Cooler (Y/N)	Samples Intact (Y/N)

*Important Note: By signing this form you are accepting Pace's NET 30 day payment terms and agreeing to late charges of 1.5% per month for any invoices not paid within 30 days.

Pace

DC#_Title: ENV-FRM-HUN1-0083 v03_Sample Condition Upon Receipt

Effective Date: 12/01/2023

aboratory receiving samples:

Asheville ☐ Eden ☐ Greenwood ☐ Huntersville ☐ Raleigh ☐ Mech[illegible] ☐ Atlanta ☑ Kernersville ☐

Sample Condition Upon Receipt

Client Name: GA Power - GeoSyntec

Project #:

WO#: 92714165
PM: BV Due Date: 03/11/24
CLIENT: 92- GP-HAM

Courier: ☐ Fed Ex ☐ UPS ☐ USPS ☑ Client ☐ Commercial ☐ Pace ☐ Other:____

Custody Seal Present? ☑ Yes ☐ No **Seals Intact?** ☑ Yes ☐ No ☐ N/A

Date/Initials Person Examining Contents: 2/16/24

Packing Material: ☑ Bubble Wrap ☐ Bubble Bags ☐ None ☐ Other

Biological Tissue Frozen? ☐ Yes ☐ No ☑ N/A

Thermometer: ☐ IR Gun ID: 214

Type of Ice: ☐ Wet ☐ Blue ☐ None

Cooler Temp: 5.5

Correction Factor: Add/Subtract (°C) -0.1

Temp should be above freezing to 6°C
☐ Samples out of temp criteria. Samples on ice, cooling process has begun

Cooler Temp Corrected (°C): 5.6

USDA Regulated Soil (☐ N/A, water sample)

Did samples originate in a quarantine zone within the United States: CA, NY, or SC (check maps)? ☐ Yes ☐ No

Did samples originate from a foreign source (internationally, including Hawaii and Puerto Rico)? ☐ Yes ☐ No

				Comments/Discrepancy:
Chain of Custody Present?	☑ Yes	☐ No	☐ N/A	1.
Samples Arrived within Hold Time?	☑ Yes	☐ No	☐ N/A	2.
Short Hold Time Analysis (<72 hr.)?	☐ Yes	☑ No	☐ N/A	3.
Rush Turn Around Time Requested?	☐ Yes	☑ No	☐ N/A	4.
Sufficient Volume?	☑ Yes	☐ No	☐ N/A	5.
Correct Containers Used?	☑ Yes	☐ No	☐ N/A	6.
-Pace Containers Used?	☑ Yes	☐ No	☐ N/A	
Containers Intact?	☑ Yes	☐ No	☐ N/A	7.
Dissolved analysis: Samples Field Filtered?	☐ Yes	☑ No	☐ N/A	8.
Sample Labels Match COC?	☑ Yes	☐ No	☐ N/A	9.
-Includes Date/Time/ID/Analysis Matrix: WT				
Headspace in VOA Vials (>5-6mm)?	☐ Yes	☐ No	☑ N/A	10.
Trip Blank Present?	☐ Yes	☐ No	☑ N/A	11.
Trip Blank Custody Seals Present?	☐ Yes	☐ No	☑ N/A	

COMMENTS/SAMPLE DISCREPANCY

Field Data Required? ☐ Yes ☐ No

Lot ID of split containers:

CLIENT NOTIFICATION/RESOLUTION

Person contacted: _____ Date/Time: _____

Project Manager SCURF Review: _____ **Date:** _____

Project Manager SRF Review: _____ **Date:** _____

*Check mark top half of box if pH and/or dechlorination is verified and within the acceptance range for preservation samples.
Exceptions: VOA, Coliform, TOC, Oil and Grease, DRO/8015 (water) DOC, LLHg
**Bottom half of box is to list number of bottles
***Check all unpreserved Nitrates for chlorine

Project # **WO#: 92714165**
PM: BV Due Date: 03/11/24
CLIENT: 92- GP-HAM

Item#	BP4U-125 mL Plastic Unpreserved (N/A) (Cl-)	BP3U-250 mL Plastic Unpreserved (N/A)	BP2U-500 mL Plastic Unpreserved (N/A)	BP1U-1 liter Plastic Unpreserved (N/A)	BP4S-125 mL Plastic H2SO4 (pH < 2) (Cl-)	BP3N-250 mL plastic HNO3 (pH < 2)	BP4Z-125 mL Plastic ZN Acetate & NaOH (>9)	BP4B-125 mL Plastic NaOH (pH > 12) (Cl-)	WGFU-Wide-mouthed Glass jar Unpreserved	AG1U-1 liter Amber Unpreserved (N/A) (Cl-)	AG1H-1 liter Amber HCl (pH < 2)	AG3U-250 mL Amber Unpreserved (N/A) (Cl-)	AG1S-1 liter Amber H2SO4 (pH < 2)	AG3S-250 mL Amber H2SO4 (pH < 2)	DG94-40 mL Amber NH4Cl (N/A)(Cl-)	DG9H-40 mL VOA HCl (N/A)	VG9T-40 mL VOA Na2S2O3 (N/A)	VG9U-40 mL VOA Unpreserved (N/A)	DG9V-40 mL VOA H3PO4 (N/A)	IKP7U-50 mL Plastic Unpreserved (N/A)	V/GK (3 vials per kit)-VPH/Gas kit (N/A)	SP5T-125 mL Sterile Plastic (N/A – lab)	SP2T-250 mL Sterile Plastic (N/A – lab)	BP1Z	BP3R-250 mL Plastic (NH2)2SO4 (9.3-9.7)	AG0U-100 mL Amber Unpreserved (N/A) (Cl-)	VSGU-20 mL Scintillation vials (N/A)	DG9U-40 mL Amber Unpreserved vials (N/A)
1		2	1			1	1																		2				
2		2	1			1	1																		2				
3		2	1			1	1																		2				
4		2	1			1	1																		2				
5		2	1			1	1																		2				
6		2	1			1	1																		2				
7		2	1			1	1																		2				
8		2	1			1	1																		2				
9		2	1			1	1																		2				
10		2	1			1	1																		2				
11		1	1			1																			2				
12		1	1			1																			2				

pH Adjustment Log for Preserved Samples

Sample ID	Type of Preservative	pH upon receipt	Date preservation adjusted	Time preservation adjusted	Amount of Preservative added	Lot #

Note: Whenever there is a discrepancy affecting North Carolina compliance samples, a copy of this form will be sent to the North Carolina DENR Certification Office (i.e. Out of hold, incorrect preservative, out of temp, incorrect containers.

Pace Analytical
www.pacelabs.com

CHAIN-OF-CUSTODY / Analytical Request Document

The Chain-of-Custody is a LEGAL DOCUMENT. All relevant fields must be completed accurately.

Page: 1 of 1

Section A Required Client Information:

Company:	GA Power
Address:	Atlanta, GA
Email To:	SCS Contacts
Phone:	Fax:
Requested Due Date/TAT:	10 Day

Section B Required Project Information:

Report To:	SCS Contacts
Copy To:	Geosyntec Contacts
Purchase Order No.:	
Project Name:	Hammond AP-1
Project Number:	

Section C Invoice Information:

Attention:	Southern Co.
Company Name:	
Address:	
Pace Quote Reference:	
Pace Project Manager:	Bonnie Vang
Pace Profile #:	10839

REGULATORY AGENCY

☐ NPDES ☐ GROUND WATER ☐ DRINKING WATER
☐ UST ☐ RCRA ☑ OTHER CCR

Site Location STATE: GA

Section D Required Client Information

SAMPLE ID (A-Z, 0-9 / ,-) Sample IDs MUST BE UNIQUE

Valid Matrix Codes

MATRIX	CODE
DRINKING WATER	DW
WATER	WT
WASTE WATER	WW
PRODUCT	P
SOIL/SOLID	SL
OIL	OL
WIPE	WP
AIR	AR
OTHER	OT
TISSUE	TS

ITEM #	SAMPLE ID	MATRIX CODE (see valid codes to left)	SAMPLE TYPE (G=GRAB C=COMP)	COLLECTED COMPOSITE DATE	COLLECTED COMPOSITE TIME	COLLECTED COMPOSITE DATE	COLLECTED COMPOSITE TIME	SAMPLE TEMP AT COLLECTION	# OF CONTAINERS	Preservatives: Unpreserved	H_2SO_4	HNO_3	HCl	NaOH	$Na_2S_2O_3$	Methanol	Other	Analysis Test Y/N	Chloride, Fluoride, Sulfate	Full App. III and IV metals	RAD 226/228	TDS	Major Ions (Profile 10839-2):	Residual Chlorine (Y/N)	Pace Project No./ Lab I.D.
																		Requested Analysis Filtered (Y/N)	N	N	N	N	N		
1	HAM-HGWC-09	WG	G	02/15/2024	1644			18	7	3		3					1		X	X	X	X	X	N	927/4165 01
2	HAM-HGWC-10	WG	G	02/15/2024	1457			18	7	3		3					1		X	X	X	X	X	N	02
3	HAM-HGWC-11	WG	G	02/15/2024	1006			18	7	3		3					1		X	X	X	X	X	N	03
4	HAM-HGWC-12	WG	G	02/15/2024	1135			19	7	3		3					1		X	X	X	X	X	N	04
5	HAM-MW-5	WG	G	02/15/2024	1000			17	7	3		3					1		X	X	X	X	X	N	05
6	HAM-MW-19	WG	G	02/15/2024	1622			19	7	3		3					1		X	X	X	X	X	N	06
7	HAM-MW-24D	WG	G	02/15/2024	1612			19	7	3		3					1		X	X	X	X	X	N	07
8	HAM-MW-25D	WQ	G	02/15/2024	1425			20	7	3		3					1		X	X	X	X	X	N	08
9	HAM-MW-26D	WQ	G	02/15/2024	1138			18	7	3		3					1		X	X	X	X	X	N	09
10	HAM-AP1-FD-02	WQ	G	02/15/2024	0000			19	7	3		3					1		X	X	X	X	X	N	10
11	HAM-AP1-EB-02	WQ	G	02/15/2024	1235			18	5	2		3							X	X	X	X		N	11
12	HAM-AP1-FB-02	WQ	G	02/15/2024	1225			18	5	2		3							X	X	X	X		N	12

TK 2/15/2024

ADDITIONAL COMMENTS	RELINQUISHED BY / AFFILIATION	DATE	TIME	ACCEPTED BY / AFFILIATION	DATE	TIME	SAMPLE CONDITIONS
Task Code: HAM-CCR-ASSMT-2024S1	Thomas Hessler / Geo	2/16/24	1330	Ryan Williams / Pace	2/16/24	1336	
	Ryan Williams / Pace	2/16/24	1600		2/16/24	1600	

SAMPLER NAME AND SIGNATURE

PRINT Name of SAMPLER: T. Hessler, C. Cecil, A. Seward, J. Unsworth Geosyntec Consultants, Inc.

SIGNATURE of SAMPLER: DATE Signed (MM/DD/YY):

Temp in °C	Received on Ice (Y/N)	Custody Sealed Cooler (Y/N)	Samples Intact (Y/N)

*Important Note: By signing this form you are accepting Pace's NET 30 day payment terms and agreeing to late charges of 1.5% per month for any invoices not paid within 30 days.

Pace ANALYTICAL SERVICES

DC#_Title: ENV-FRM-HUN1-0083 v03_Sample Condition Upon Receipt

Effective Date: 12/01/2023

Laboratory receiving samples:

Asheville ☐ Eden ☐ Greenwood ☐ Huntersville ☐ Raleigh ☐ Mechanicsville ☐ Atlanta ☑ Kernersville ☐

Sample Condition Upon Receipt

Client Name: Ga Power

Project #:

WO#: 92714165

PM: BV **Due Date: 03/11/24**

CLIENT: 92- GP-HAM

Courier: ☐ Commercial ☑ Pace ☐ Fed Ex ☐ UPS ☐ USPS ☐ Other:____ ☐ Client

Custody Seal Present? ☑ Yes ☐ No **Seals Intact?** ☑ Yes ☐ No ☐ N/A

Date/Initials Person Examining Contents: 7/19/24 SLC

Packing Material: ☑ Bubble Wrap ☐ Bubble Bags ☐ None ☐ Other

Biological Tissue Frozen? ☐ Yes ☐ No ☑ N/A

Thermometer:

☑ IR Gun ID: 730

Type of Ice: ☑ Wet ☐ Blue ☐ None

Cooler Temp: 3.2 **Correction Factor: Add/Subtract (°C)** 10.1

Temp should be above freezing to 6°C

☐ Samples out of temp criteria. Samples on ice, cooling process has begun

Cooler Temp Corrected (°C): 3.3

USDA Regulated Soil (☐ N/A, water sample)

Did samples originate in a quarantine zone within the United States: CA, NY, or SC (check maps)? ☐ Yes ☐ No

Did samples originate from a foreign source (internationally, including Hawaii and Puerto Rico)? ☐ Yes ☐ No

				Comments/Discrepancy:
Chain of Custody Present?	☑ Yes	☐ No	☐ N/A	1.
Samples Arrived within Hold Time?	☑ Yes	☐ No	☐ N/A	2.
Short Hold Time Analysis (<72 hr.)?	☐ Yes	☑ No	☐ N/A	3.
Rush Turn Around Time Requested?	☐ Yes	☑ No	☐ N/A	4.
Sufficient Volume?	☑ Yes	☐ No	☐ N/A	5.
Correct Containers Used?	☑ Yes	☐ No	☐ N/A	6.
-Pace Containers Used?	☑ Yes	☐ No	☐ N/A	
Containers Intact?	☑ Yes	☐ No	☐ N/A	7.
Dissolved analysis: Samples Field Filtered?	☐ Yes	☐ No	☑ N/A	8.
Sample Labels Match COC?	☑ Yes	☐ No	☐ N/A	9.
-Includes Date/Time/ID/Analysis Matrix: WT				
Headspace in VOA Vials (>5-6mm)?	☐ Yes	☐ No	☑ N/A	10.
Trip Blank Present?	☐ Yes	☐ No	☑ N/A	11.
Trip Blank Custody Seals Present?	☐ Yes	☐ No	☐ N/A	

COMMENTS/SAMPLE DISCREPANCY

Field Data Required? ☐ Yes ☐ No

Lot ID of split containers:

CLIENT NOTIFICATION/RESOLUTION

Person contacted: _____ Date/Time: _____

Project Manager SCURF Review: _____ **Date:** _____

Project Manager SRF Review: _____ **Date:** _____

WO# : 92714165

PM: BV Due Date: 03/11/24

CLIENT: 92- GP-HAM

*Check mark top half of box if pH and/or dechlorination is verified and within the acceptance range for preservation samples.

Exceptions: VOA, Coliform, TOC, Oil and Grease, DRO/8015 (water) DOC, LLHg

**Bottom half of box is to list number of bottles

***Check all unpreserved Nitrates for chlorine

Project #

Item#	BP4U-125 mL Plastic Unpreserved (N/A) (Cl-)	BP3U-250 mL Plastic Unpreserved (N/A)	BP2U-500 mL Plastic Unpreserved (N/A)	BP1U-1 liter Plastic Unpreserved (N/A)	BP4S-125 mL Plastic H2SO4 (pH < 2) (Cl-)	BP3N-250 mL plastic HNO3 (pH < 2)	BP4Z-125 mL Plastic ZN Acetate & NaOH (>9)	BP4B-125 mL Plastic NaOH (pH > 12) (Cl-)	WGFU-Wide-mouthed Glass jar Unpreserved	AG1U-1 liter Amber Unpreserved (N/A) (Cl-)	AG1H-1 liter Amber HCl (pH < 2)	AG3U-250 mL Amber Unpreserved (N/A) (Cl-)	AG1S-1 liter Amber H2SO4 (pH < 2)	AG3S-250 mL Amber H2SO4 (pH < 2)	DG94-40 mL Amber NH4Cl (N/A)(Cl-)	DG9H-40 mL VOA HCl (N/A)	VG9T-40 mL VOA Na2S2O3 (N/A)	VG9U-40 mL VOA Unpreserved (N/A)	DG9V-40 mL VOA H3PO4 (N/A)	KP7U-50 mL Plastic Unpreserved (N/A)	V/GK (3 vials per kit)-VPH/Gas kit (N/A)	SP5T-125 mL Sterile Plastic (N/A – lab)	SP2T-250 mL Sterile Plastic (N/A – lab)	BP3N	BP3R-250 mL Plastic (NH2)2SO4 (9.3-9.7)	AG0U-100 mL Amber Unpreserved (N/A) (Cl-)	VSGU-20 mL Scintillation vials (N/A)	DG9U-40 mL Amber Unpreserved vials (N/A)
1		2	1			1	1																		8				
2		2	1			1	1																		8				
3																													
4																													
5																													
6																													
7																													
8																													
9																													
10																													
11																													
12																													

pH Adjustment Log for Preserved Samples

Sample ID	Type of Preservative	pH upon receipt	Date preservation adjusted	Time preservation adjusted	Amount of Preservative added	Lot #

Note: Whenever there is a discrepancy affecting North Carolina compliance samples, a copy of this form will be sent to the North Carolina DENR Certification Office (i.e. Out of hold, incorrect preservative, out of temp, incorrect containers.

Pace Analytical
www.pacelabs.com

CHAIN-OF-CUSTODY / Analytical Request Document

The Chain-of-Custody is a LEGAL DOCUMENT. All relevant fields must be completed accurately.

Page: 1 of 1

Section A Required Client Information:

Company:	GA Power
Address:	Atlanta, GA
Email To:	SCS Contacts
Phone:	Fax:
Requested Due Date/TAT:	10 Day

Section B Required Project Information:

Report To:	SCS Contacts
Copy To:	Geosyntec Contacts
Purchase Order No.:	
Project Name:	Hammond AP-1
Project Number:	

Section C Invoice Information:

Attention:	Southern Co.
Company Name:	
Address:	
Pace Quote Reference:	
Pace Project Manager:	Bonnie Vang
Pace Profile #:	10839

REGULATORY AGENCY

☐ NPDES ☐ GROUND WATER ☐ DRINKING WATER
☐ UST ☐ RCRA ☑ OTHER CCR

Site Location STATE: GA

Section D Required Client Information

SAMPLE ID
(A-Z, 0-9 / ,-)
Sample IDs MUST BE UNIQUE

Valid Matrix Codes

MATRIX	CODE
DRINKING WATER	DW
WATER	WT
WASTE WATER	WW
PRODUCT	P
SOIL/SOLID	SL
OIL	OL
WIPE	WP
AIR	AR
OTHER	OT
TISSUE	TS

Requested Analysis Filtered (Y/N)

ITEM #	SAMPLE ID	MATRIX CODE (see valid codes to left)	SAMPLE TYPE (G=GRAB C=COMP)	COLLECTED COMPOSITE DATE	COLLECTED COMPOSITE TIME	COLLECTED COMPOSITE DATE	COLLECTED COMPOSITE TIME	SAMPLE TEMP AT COLLECTION	# OF CONTAINERS	Preservatives: Unpreserved	H_2SO_4	HNO_3	HCl	NaOH	$Na_2S_2O_3$	Methanol	Other	Analysis Test Y/N	Chloride, Fluoride, Sulfate	Full App. III and IV metals	RAD 226/228	TDS	Major Ions (Profile 10839-2):	Residual Chlorine (Y/N)	Pace Project No./ Lab I.D.
																		Y/N	N	N	N	N	N		92714165
1	HAM-HGWC-13	WG	G	2/16/2024	1335			19	7	3		3					1		X	X	X	X	X	N	023
2	HAM-MW-27D	WG	G	2/16/2024	1826		TK 2/16/2024	17	7	3		3					1		X	X	X	X	X	N	024
3																									Last sample
4																									
5																									
6																									
7						TK 2/16/2024																			
8																									
9																									
10																									
11																									
12																									

ADDITIONAL COMMENTS	RELINQUISHED BY / AFFILIATION	DATE	TIME	ACCEPTED BY / AFFILIATION	DATE	TIME	SAMPLE CONDITIONS
Task Code: HAM-CCR-ASSMT-2024S1	Thomas Hazlett / Geosyntec	2/19/2024	1125	Lynn Williams / Pace	2/19/2024	1125	
	Lynn Williams / Pace	2/19/2024	1325		2/19	1325	

SAMPLER NAME AND SIGNATURE

PRINT Name of SAMPLER: C. Cass, T. Hazlett / Geosyntec Consultants, Inc.

SIGNATURE of SAMPLER: DATE Signed (MM/DD/YY): 02/16/2024

Temp in °C	Received on Ice (Y/N)	Custody Sealed Cooler (Y/N)	Samples Intact (Y/N)

*Important Note: By signing this form you are accepting Pace's NET 30 day payment terms and agreeing to late charges of 1.5% per month for any invoices not paid within 30 days.

Quality Control Sample Performance Assessment

Pace Analytical™ www.pacelabs.com

Test:	Ra-228
Analyst:	JJS1
Date:	3/1/2024
Worklist:	77791
Matrix:	WT

Analyst Must Manually Enter All Fields Highlighted in Yellow.

Method Blank Assessment	
MB Sample ID	3169523
MB concentration:	0.351
M/B 2 Sigma CSU:	0.321
MB MDC:	0.647
MB Numerical Performance Indicator:	2.14
MB Status vs Numerical Indicator:	Warning
MB Status vs. MDC:	Pass

Laboratory Control Sample Assessment	LCSD (Y or N)?	Y
	LCS77791	LCSD77791
Count Date:	3/8/2024	3/8/2024
Spike I.D.:	23-043	23-043
Decay Corrected Spike Concentration (pCi/mL):	37.580	37.580
Volume Used (mL):	0.10	0.10
Aliquot Volume (L, g, F):	0.817	0.817
Target Conc. (pCi/L, g, F):	4.598	4.601
Uncertainty (Calculated):	0.225	0.225
Result (pCi/L, g, F):	5.322	3.125
LCS/LCSD 2 Sigma CSU (pCi/L, g, F):	1.165	0.765
Numerical Performance Indicator:	1.20	-3.63
Percent Recovery:	115.76%	67.91%
Status vs Numerical Indicator:	N/A	N/A
Status vs Recovery:	Pass	Pass
Upper % Recovery Limits:	135%	135%
Lower % Recovery Limits:	60%	60%

Sample Matrix Spike Control Assessment	MS/MSD 1	MS/MSD 2
Sample Collection Date:		
Sample I.D.		
Sample MS I.D.		
Sample MSD I.D.		
Spike I.D.:		
MS/MSD Decay Corrected Spike Concentration (pCi/mL):		
Spike Volume Used in MS (mL):		
Spike Volume Used in MSD (mL):		
MS Aliquot (L, g, F):		
MS Target Conc.(pCi/L, g, F):		
MSD Aliquot (L, g, F):		
MSD Target Conc. (pCi/L, g, F):		
MS Spike Uncertainty (calculated):		
MSD Spike Uncertainty (calculated):		
Sample Result:		
Sample Result 2 Sigma CSU (pCi/L, g, F):		
Sample Matrix Spike Result:		
Matrix Spike Result 2 Sigma CSU (pCi/L, g, F):		
Sample Matrix Spike Duplicate Result:		
Matrix Spike Duplicate Result 2 Sigma CSU (pCi/L, g, F):		
MS Numerical Performance Indicator:		
MSD Numerical Performance Indicator:		
MS Percent Recovery:		
MSD Percent Recovery:		
MS Status vs Numerical Indicator:		
MSD Status vs Numerical Indicator:		
MS Status vs Recovery:		
MSD Status vs Recovery:		
MS/MSD Upper % Recovery Limits:		
MS/MSD Lower % Recovery Limits:		

Duplicate Sample Assessment		
Sample I.D.:	LCS77791	Enter Duplicate sample IDs if other than LCS/LCSD in the space below.
Duplicate Sample I.D.	LCSD77791	
Sample Result (pCi/L, g, F):	5.322	
Sample Result 2 Sigma CSU (pCi/L, g, F):	1.165	
Sample Duplicate Result (pCi/L, g, F):	3.125	
Sample Duplicate Result 2 Sigma CSU (pCi/L, g, F):	0.765	
Are sample and/or duplicate results below RL?	NO	
Duplicate Numerical Performance Indicator:	3.091	
(Based on the LCS/LCSD Percent Recoveries) Duplicate RPD:	52.11%	
Duplicate Status vs Numerical Indicator:	Fail***	
Duplicate Status vs RPD:	Fail***	
% RPD Limit:	36%	

Matrix Spike/Matrix Spike Duplicate Sample Assessment		
Sample I.D.		
Sample MS I.D.		
Sample MSD I.D.		
Sample Matrix Spike Result:		
Matrix Spike Result 2 Sigma CSU (pCi/L, g, F):		
Sample Matrix Spike Duplicate Result:		
Matrix Spike Duplicate Result 2 Sigma CSU (pCi/L, g, F):		
Duplicate Numerical Performance Indicator:		
(Based on the Percent Recoveries) MS/ MSD Duplicate RPD:		
MS/ MSD Duplicate Status vs Numerical Indicator:		
MS/ MSD Duplicate Status vs RPD:		
% RPD Limit:		

Evaluation of duplicate precision is not applicable if either the sample or duplicate results are below the MDC.

Comments:

***Batch must be re-prepped due to unacceptable precision.

JJS 3/14/24

RT LCS/LCSD due to RPD

Quality Control Sample Performance Assessment

Pace Analytical™ www.pacelabs.com

Test:	Ra-228
Analyst:	JJS1
Date:	2/27/2024
Worklist:	77792
Matrix:	WT

Analyst Must Manually Enter All Fields Highlighted in Yellow.

Method Blank Assessment	
MB Sample ID	3169529
MB concentration:	0.017
M/B 2 Sigma CSU:	0.309
MB MDC:	0.718
MB Numerical Performance Indicator:	0.11
MB Status vs Numerical Indicator:	Pass
MB Status vs. MDC:	Pass

Laboratory Control Sample Assessment	LCSD (Y or N)?	Y
	LCS77792	LCSD77792
Count Date:	3/5/2024	3/5/2024
Spike I.D.:	23-043	23-043
Decay Corrected Spike Concentration (pCi/mL):	37.615	37.615
Volume Used (mL):	0.10	0.10
Aliquot Volume (L, g, F):	0.815	0.816
Target Conc. (pCi/L, g, F):	4.615	4.611
Uncertainty (Calculated):	0.226	0.226
Result (pCi/L, g, F):	4.279	3.981
LCS/LCSD 2 Sigma CSU (pCi/L, g, F):	1.004	0.939
Numerical Performance Indicator:	-0.64	-1.28
Percent Recovery:	92.71%	86.33%
Status vs Numerical Indicator:	N/A	N/A
Status vs Recovery:	Pass	Pass
Upper % Recovery Limits:	135%	135%
Lower % Recovery Limits:	60%	60%

Duplicate Sample Assessment		
Sample I.D.:	LCS77792	Enter Duplicate sample IDs if other than LCS/LCSD in the space below.
Duplicate Sample I.D.	LCSD77792	
Sample Result (pCi/L, g, F):	4.279	
Sample Result 2 Sigma CSU (pCi/L, g, F):	1.004	
Sample Duplicate Result (pCi/L, g, F):	3.981	
Sample Duplicate Result 2 Sigma CSU (pCi/L, g, F):	0.939	
Are sample and/or duplicate results below RL?	NO	
Duplicate Numerical Performance Indicator:	0.425	
(Based on the LCS/LCSD Percent Recoveries) Duplicate RPD:	7.13%	
Duplicate Status vs Numerical Indicator:	Pass	
Duplicate Status vs RPD:	Pass	
% RPD Limit:	36%	

Sample Matrix Spike Control Assessment	MS/MSD 1	MS/MSD 2
Sample Collection Date:		
Sample I.D.		
Sample MS I.D.		
Sample MSD I.D.		
Spike I.D.:		
MS/MSD Decay Corrected Spike Concentration (pCi/mL):		
Spike Volume Used in MS (mL):		
Spike Volume Used in MSD (mL):		
MS Aliquot (L, g, F):		
MS Target Conc.(pCi/L, g, F):		
MSD Aliquot (L, g, F):		
MSD Target Conc. (pCi/L, g, F):		
MS Spike Uncertainty (calculated):		
MSD Spike Uncertainty (calculated):		
Sample Result:		
Sample Result 2 Sigma CSU (pCi/L, g, F):		
Sample Matrix Spike Result:		
Matrix Spike Result 2 Sigma CSU (pCi/L, g, F):		
Sample Matrix Spike Duplicate Result:		
Matrix Spike Duplicate Result 2 Sigma CSU (pCi/L, g, F):		
MS Numerical Performance Indicator:		
MSD Numerical Performance Indicator:		
MS Percent Recovery:		
MSD Percent Recovery:		
MS Status vs Numerical Indicator:		
MSD Status vs Numerical Indicator:		
MS Status vs Recovery:		
MSD Status vs Recovery:		
MS/MSD Upper % Recovery Limits:		
MS/MSD Lower % Recovery Limits:		

Matrix Spike/Matrix Spike Duplicate Sample Assessment		
Sample I.D.		
Sample MS I.D.		
Sample MSD I.D.		
Sample Matrix Spike Result:		
Matrix Spike Result 2 Sigma CSU (pCi/L, g, F):		
Sample Matrix Spike Duplicate Result:		
Matrix Spike Duplicate Result 2 Sigma CSU (pCi/L, g, F):		
Duplicate Numerical Performance Indicator:		
(Based on the Percent Recoveries) MS/ MSD Duplicate RPD:		
MS/ MSD Duplicate Status vs Numerical Indicator:		
MS/ MSD Duplicate Status vs RPD:		
% RPD Limit:		

Evaluation of duplicate precision is not applicable if either the sample or duplicate results are below the MDC.

Comments:

VAL
3/6/24

VAM 3/7/24

Quality Control Sample Performance Assessment

Pace Analytical™
www.pacelabs.com

Test:	Ra-226
Analyst:	SLC
Date:	3/6/2024
Worklist:	77800
Matrix:	WT

Analyst Must Manually Enter All Fields Highlighted in Yellow.

Method Blank Assessment	
MB Sample ID	3169818
MB concentration:	0.127
M/B 2 Sigma CSU:	0.133
MB MDC:	0.261
MB Numerical Performance Indicator:	1.88
MB Status vs Numerical Indicator:	Pass
MB Status vs. MDC:	N/A

Laboratory Control Sample Assessment	LCSD (Y or N)?	Y
	LCS77800	LCSD77800
Count Date:	3/11/2024	3/11/2024
Spike I.D.:	23-014	23-014
Decay Corrected Spike Concentration (pCi/mL):	25.025	25.025
Volume Used (mL):	0.10	0.10
Aliquot Volume (L, g, F):	0.509	0.508
Target Conc. (pCi/L, g, F):	4.918	4.930
Uncertainty (Calculated):	0.231	0.232
Result (pCi/L, g, F):	4.686	5.013
LCS/LCSD 2 Sigma CSU (pCi/L, g, F):	0.879	0.913
Numerical Performance Indicator:	-0.50	0.17
Percent Recovery:	95.28%	101.68%
Status vs Numerical Indicator:	Pass	Pass
Status vs Recovery:	N/A	N/A
Upper % Recovery Limits:	125%	125%
Lower % Recovery Limits:	75%	75%

Sample Matrix Spike Control Assessment	MS/MSD 1	MS/MSD 2
Sample Collection Date:		
Sample I.D.		
Sample MS I.D.		
Sample MSD I.D.		
Spike I.D.:		
MS/MSD Decay Corrected Spike Concentration (pCi/mL):		
Spike Volume Used in MS (mL):		
Spike Volume Used in MSD (mL):		
MS Aliquot (L, g, F):		
MS Target Conc.(pCi/L, g, F):		
MSD Aliquot (L, g, F):		
MSD Target Conc. (pCi/L, g, F):		
MS Spike Uncertainty (calculated):		
MSD Spike Uncertainty (calculated):		
Sample Result:		
Sample Result 2 Sigma CSU (pCi/L, g, F):		
Sample Matrix Spike Result:		
Matrix Spike Result 2 Sigma CSU (pCi/L, g, F):		
Sample Matrix Spike Duplicate Result:		
Matrix Spike Duplicate Result 2 Sigma CSU (pCi/L, g, F):		
MS Numerical Performance Indicator:		
MSD Numerical Performance Indicator:		
MS Percent Recovery:		
MSD Percent Recovery:		
MS Status vs Numerical Indicator:		
MSD Status vs Numerical Indicator:		
MS Status vs Recovery:		
MSD Status vs Recovery:		
MS/MSD Upper % Recovery Limits:		
MS/MSD Lower % Recovery Limits:		

Duplicate Sample Assessment		
Sample I.D.:	LCS77800	92714165020
Duplicate Sample I.D.	LCSD77800	92714165020DUP
Sample Result (pCi/L, g, F):	4.686	0.203
Sample Result 2 Sigma CSU (pCi/L, g, F):	0.879	0.158
Sample Duplicate Result (pCi/L, g, F):	5.013	0.118
Sample Duplicate Result 2 Sigma CSU (pCi/L, g, F):	0.913	0.136
Are sample and/or duplicate results below RL?	NO	See Below ##
Duplicate Numerical Performance Indicator:	-0.505	0.800
(Based on the LCS/LCSD Percent Recoveries) Duplicate RPD:	6.49%	52.86%
Duplicate Status vs Numerical Indicator:	Pass	Pass
Duplicate Status vs RPD:	N/A	N/A
% RPD Limit:	25%	25%

Matrix Spike/Matrix Spike Duplicate Sample Assessment		
Sample I.D.		
Sample MS I.D.		
Sample MSD I.D.		
Sample Matrix Spike Result:		
Matrix Spike Result 2 Sigma CSU (pCi/L, g, F):		
Sample Matrix Spike Duplicate Result:		
Matrix Spike Duplicate Result 2 Sigma CSU (pCi/L, g, F):		
Duplicate Numerical Performance Indicator:		
(Based on the Percent Recoveries) MS/ MSD Duplicate RPD:		
MS/ MSD Duplicate Status vs Numerical Indicator:		
MS/ MSD Duplicate Status vs RPD:		
% RPD Limit:		

Evaluation of duplicate precision is not applicable if either the sample or duplicate results are below the MDC.

Comments:

ET 3/12/24

VAM 3/11/24

Quality Control Sample Performance Assessment

Pace Analytical™
www.pacelabs.com

Test:	Ra-226
Analyst:	SLC
Date:	3/8/2024
Worklist:	77855
Matrix:	WT

Analyst Must Manually Enter All Fields Highlighted in Yellow.

Method Blank Assessment	
MB Sample ID	3172766
MB concentration:	0.014
M/B 2 Sigma CSU:	0.137
MB MDC:	0.359
MB Numerical Performance Indicator:	0.19
MB Status vs Numerical Indicator:	Pass
MB Status vs. MDC:	N/A

Laboratory Control Sample Assessment	LCSD (Y or N)?	Y
	LCS77855	LCSD77855
Count Date:	3/11/2024	3/11/2024
Spike I.D.:	23-014	23-014
Decay Corrected Spike Concentration (pCi/mL):	25.025	25.025
Volume Used (mL):	0.10	0.10
Aliquot Volume (L, g, F):	0.503	0.503
Target Conc. (pCi/L, g, F):	4.974	4.978
Uncertainty (Calculated):	0.234	0.234
Result (pCi/L, g, F):	4.446	4.338
LCS/LCSD 2 Sigma CSU (pCi/L, g, F):	0.883	0.869
Numerical Performance Indicator:	-1.13	-1.39
Percent Recovery:	89.38%	87.15%
Status vs Numerical Indicator:	Pass	Pass
Status vs Recovery:	N/A	N/A
Upper % Recovery Limits:	125%	125%
Lower % Recovery Limits:	75%	75%

Sample Matrix Spike Control Assessment	MS/MSD 1	MS/MSD 2
Sample Collection Date:		
Sample I.D.		
Sample MS I.D.		
Sample MSD I.D.		
Spike I.D.:		
MS/MSD Decay Corrected Spike Concentration (pCi/mL):		
Spike Volume Used in MS (mL):		
Spike Volume Used in MSD (mL):		
MS Aliquot (L, g, F):		
MS Target Conc.(pCi/L, g, F):		
MSD Aliquot (L, g, F):		
MSD Target Conc. (pCi/L, g, F):		
MS Spike Uncertainty (calculated):		
MSD Spike Uncertainty (calculated):		
Sample Result:		
Sample Result 2 Sigma CSU (pCi/L, g, F):		
Sample Matrix Spike Result:		
Matrix Spike Result 2 Sigma CSU (pCi/L, g, F):		
Sample Matrix Spike Duplicate Result:		
Matrix Spike Duplicate Result 2 Sigma CSU (pCi/L, g, F):		
MS Numerical Performance Indicator:		
MSD Numerical Performance Indicator:		
MS Percent Recovery:		
MSD Percent Recovery:		
MS Status vs Numerical Indicator:		
MSD Status vs Numerical Indicator:		
MS Status vs Recovery:		
MSD Status vs Recovery:		
MS/MSD Upper % Recovery Limits:		
MS/MSD Lower % Recovery Limits:		

Duplicate Sample Assessment		
Sample I.D.:	LCS77855	92714725002
Duplicate Sample I.D.	LCSD77855	92714725002DUP
Sample Result (pCi/L, g, F):	4.446	0.039
Sample Result 2 Sigma CSU (pCi/L, g, F):	0.883	0.133
Sample Duplicate Result (pCi/L, g, F):	4.338	0.033
Sample Duplicate Result 2 Sigma CSU (pCi/L, g, F):	0.869	0.130
Are sample and/or duplicate results below RL?	NO	See Below ##
Duplicate Numerical Performance Indicator:	0.170	0.069
(Based on the LCS/LCSD Percent Recoveries) Duplicate RPD:	2.52%	18.09%
Duplicate Status vs Numerical Indicator:	Pass	Pass
Duplicate Status vs RPD:	N/A	N/A
% RPD Limit:	25%	25%

Matrix Spike/Matrix Spike Duplicate Sample Assessment		
Sample I.D.		
Sample MS I.D.		
Sample MSD I.D.		
Sample Matrix Spike Result:		
Matrix Spike Result 2 Sigma CSU (pCi/L, g, F):		
Sample Matrix Spike Duplicate Result:		
Matrix Spike Duplicate Result 2 Sigma CSU (pCi/L, g, F):		
Duplicate Numerical Performance Indicator:		
(Based on the Percent Recoveries) MS/ MSD Duplicate RPD:		
MS/ MSD Duplicate Status vs Numerical Indicator:		
MS/ MSD Duplicate Status vs RPD:		
% RPD Limit:		

Evaluation of duplicate precision is not applicable if either the sample or duplicate results are below the MDC.

Comments:

CT 3-12-24

WAM 3/11/24

SURFACE WATER ANALYTICAL RESULTS (FEBRUARY 2024)

Pace Analytical Services, LLC
110 Technology Parkway
Peachtree Corners, GA 30092
(770)734-4200

February 26, 2024

Kelley Sharpe
ARCADIS - Atlanta
2839 Paces Ferry Rd
STE 900
Atlanta, GA 30339

RE: Project: Plant Hammond-CCR Ash Pond
Pace Project No.: 92714025

Dear Kelley Sharpe:

Enclosed are the analytical results for sample(s) received by the laboratory on February 16, 2024. The results relate only to the samples included in this report. Results reported herein conform to the applicable TNI/NELAC Standards and the laboratory's Quality Manual, where applicable, unless otherwise noted in the body of the report.

The test results provided in this final report were generated by each of the following laboratories within the Pace Network:

- Pace Analytical Services - Asheville
- Pace Analytical Services - Peachtree Corners, GA

If you have any questions concerning this report, please feel free to contact me.

Sincerely,

Maiya Parks
maiya.parks@pacelabs.com
770-734-4205
Project Manager

Enclosures

cc: Jordan Gamble, ARCADIS - Atlanta
Ben Hodges, Georgia Power-CCR
Christine Hug, Geosyntec Consultants, Inc.
Warren Johnson, ARCADIS - Atlanta
Allison Keefer, Southern Company
Laura Midkiff, Southern Company
Caroline Nelson, Geosyntec Consultants, Inc
Noelia Muskus Ruiz, Georgia Power
Tina Sullivan, ERM

This report shall not be reproduced, except in full,
without the written consent of Pace Analytical Services, LLC.

Pace Analytical Services, LLC
110 Technology Parkway
Peachtree Corners, GA 30092
(770)734-4200

CERTIFICATIONS

Project: Plant Hammond-CCR Ash Pond
Pace Project No.: 92714025

Pace Analytical Services Asheville
2225 Riverside Drive, Asheville, NC 28804
Florida/NELAP Certification #: E87648
North Carolina Drinking Water Certification #: 37712
North Carolina Wastewater Certification #: 40
South Carolina Laboratory ID: 99030
South Carolina Certification #: 99030001
Virginia/VELAP Certification #: 460222

Pace Analytical Services Peachtree Corners
110 Technology Pkwy, Peachtree Corners, GA 30092
Florida DOH Certification #: E87315
Georgia DW Inorganics Certification #: 812
North Carolina Certification #: 381
South Carolina Certification #: 98011001
Virginia Certification #: 460204

This report shall not be reproduced, except in full,
without the written consent of Pace Analytical Services, LLC.

Pace Analytical Services, LLC
110 Technology Parkway
Peachtree Corners, GA 30092
(770)734-4200

SAMPLE SUMMARY

Project: Plant Hammond-CCR Ash Pond
Pace Project No.: 92714025

Lab ID	Sample ID	Matrix	Date Collected	Date Received
92714025001	**HAM-H-SCC NBR**	Water	02/16/24 11:25	02/16/24 15:55
92714025002	**HAM-H-SCC**	Water	02/16/24 11:10	02/16/24 15:55

This report shall not be reproduced, except in full,
without the written consent of Pace Analytical Services, LLC.

Pace Analytical Services, LLC
110 Technology Parkway
Peachtree Corners, GA 30092
(770)734-4200

SAMPLE ANALYTE COUNT

Project: Plant Hammond-CCR Ash Pond
Pace Project No.: 92714025

Lab ID	Sample ID	Method	Analysts	Analytes Reported	Laboratory
92714025001	**HAM-H-SCC NBR**	EPA 6010D	AJM	5	PASI-GA
		EPA 6020B	CW1	1	PASI-GA
		SM 2540C-2015	DL1	1	PASI-GA
		SM 2320B-2011	YEG	3	PASI-A
		EPA 9056A	JCM	3	PASI-A
92714025002	**HAM-H-SCC**	EPA 6010D	AJM	5	PASI-GA
		EPA 6020B	CW1	1	PASI-GA
		SM 2540C-2015	DL1	1	PASI-GA
		SM 2320B-2011	YEG	3	PASI-A
		EPA 9056A	JCM	3	PASI-A

PASI-A = Pace Analytical Services - Asheville
PASI-GA = Pace Analytical Services - Peachtree Corners, GA

This report shall not be reproduced, except in full,
without the written consent of Pace Analytical Services, LLC.

Pace Analytical Services, LLC
110 Technology Parkway
Peachtree Corners, GA 30092
(770)734-4200

ANALYTICAL RESULTS

Project: Plant Hammond-CCR Ash Pond
Pace Project No.: 92714025

Sample: HAM-H-SCC NBR **Lab ID: 92714025001** Collected: 02/16/24 11:25 Received: 02/16/24 15:55 Matrix: Water

Parameters	Results	Units	Report Limit	DF	Prepared	Analyzed	CAS No.	Qual
6010D ATL ICP	Analytical Method: EPA 6010D Preparation Method: EPA 3010A Pace Analytical Services - Peachtree Corners, GA							
Boron	ND	mg/L	0.040	1	02/17/24 08:52	02/25/24 23:26	7440-42-8	
Potassium	**0.95**	mg/L	0.50	1	02/17/24 08:52	02/25/24 23:26	7440-09-7	
Sodium	**1.5**	mg/L	1.0	1	02/17/24 08:52	02/25/24 23:26	7440-23-5	
Calcium	**11.1**	mg/L	1.0	1	02/17/24 08:52	02/25/24 23:26	7440-70-2	M1
Magnesium	**2.2**	mg/L	0.050	1	02/17/24 08:52	02/25/24 23:26	7439-95-4	
6020 MET ICPMS	Analytical Method: EPA 6020B Preparation Method: EPA 3005A Pace Analytical Services - Peachtree Corners, GA							
Molybdenum	ND	mg/L	0.010	1	02/17/24 06:56	02/20/24 12:56	7439-98-7	
2540C Total Dissolved Solids	Analytical Method: SM 2540C-2015 Pace Analytical Services - Peachtree Corners, GA							
Total Dissolved Solids	**96.0**	mg/L	25.0	1		02/19/24 15:45		
2320B Alkalinity	Analytical Method: SM 2320B-2011 Pace Analytical Services - Asheville							
Alkalinity,Bicarbonate (CaCO3)	**28.5**	mg/L	5.0	1		02/19/24 12:34		
Alkalinity,Carbonate (CaCO3)	ND	mg/L	5.0	1		02/19/24 12:34		
Alkalinity, Total as CaCO3	**28.5**	mg/L	5.0	1		02/19/24 12:34		
9056 IC anions 28 Days	Analytical Method: EPA 9056A Pace Analytical Services - Asheville							
Chloride	**1.2**	mg/L	1.0	1		02/18/24 20:51	16887-00-6	
Fluoride	ND	mg/L	0.10	1		02/18/24 20:51	16984-48-8	
Sulfate	**9.6**	mg/L	1.0	1		02/18/24 20:51	14808-79-8	

REPORT OF LABORATORY ANALYSIS

This report shall not be reproduced, except in full,
without the written consent of Pace Analytical Services, LLC.

Pace Analytical Services, LLC
110 Technology Parkway
Peachtree Corners, GA 30092
(770)734-4200

ANALYTICAL RESULTS

Project: Plant Hammond-CCR Ash Pond
Pace Project No.: 92714025

Sample: HAM-H-SCC **Lab ID: 92714025002** Collected: 02/16/24 11:10 Received: 02/16/24 15:55 Matrix: Water

Parameters	Results	Units	Report Limit	DF	Prepared	Analyzed	CAS No.	Qual
6010D ATL ICP	Analytical Method: EPA 6010D Preparation Method: EPA 3010A Pace Analytical Services - Peachtree Corners, GA							
Boron	ND	mg/L	0.040	1	02/17/24 08:52	02/25/24 23:46	7440-42-8	
Potassium	**1.1**	mg/L	0.50	1	02/17/24 08:52	02/25/24 23:46	7440-09-7	
Sodium	**1.5**	mg/L	1.0	1	02/17/24 08:52	02/25/24 23:46	7440-23-5	
Calcium	**10.9**	mg/L	1.0	1	02/17/24 08:52	02/25/24 23:46	7440-70-2	
Magnesium	**2.2**	mg/L	0.050	1	02/17/24 08:52	02/25/24 23:46	7439-95-4	
6020 MET ICPMS	Analytical Method: EPA 6020B Preparation Method: EPA 3005A Pace Analytical Services - Peachtree Corners, GA							
Molybdenum	ND	mg/L	0.010	1	02/17/24 06:56	02/20/24 13:01	7439-98-7	
2540C Total Dissolved Solids	Analytical Method: SM 2540C-2015 Pace Analytical Services - Peachtree Corners, GA							
Total Dissolved Solids	**71.0**	mg/L	25.0	1		02/19/24 15:46		
2320B Alkalinity	Analytical Method: SM 2320B-2011 Pace Analytical Services - Asheville							
Alkalinity,Bicarbonate (CaCO3)	**29.5**	mg/L	5.0	1		02/19/24 12:50		
Alkalinity,Carbonate (CaCO3)	ND	mg/L	5.0	1		02/19/24 12:50		
Alkalinity, Total as CaCO3	**29.5**	mg/L	5.0	1		02/19/24 12:50		
9056 IC anions 28 Days	Analytical Method: EPA 9056A Pace Analytical Services - Asheville							
Chloride	**1.3**	mg/L	1.0	1		02/18/24 21:06	16887-00-6	
Fluoride	ND	mg/L	0.10	1		02/18/24 21:06	16984-48-8	
Sulfate	**9.2**	mg/L	1.0	1		02/18/24 21:06	14808-79-8	

REPORT OF LABORATORY ANALYSIS

This report shall not be reproduced, except in full,
without the written consent of Pace Analytical Services, LLC.

Pace Analytical Services, LLC
110 Technology Parkway
Peachtree Corners, GA 30092
(770)734-4200

QUALITY CONTROL DATA

Project: Plant Hammond-CCR Ash Pond
Pace Project No.: 92714025

QC Batch: 833152
QC Batch Method: EPA 3010A
Analysis Method: EPA 6010D
Analysis Description: 6010D ATL
Laboratory: Pace Analytical Services - Peachtree Corners, GA
Associated Lab Samples: 92714025001, 92714025002

METHOD BLANK: 4305559 Matrix: Water
Associated Lab Samples: 92714025001, 92714025002

Parameter	Units	Blank Result	Reporting Limit	Analyzed	Qualifiers
Boron	mg/L	ND	0.040	02/25/24 23:16	
Calcium	mg/L	ND	1.0	02/25/24 23:16	
Magnesium	mg/L	ND	0.050	02/25/24 23:16	
Potassium	mg/L	ND	0.50	02/25/24 23:16	
Sodium	mg/L	ND	1.0	02/25/24 23:16	

LABORATORY CONTROL SAMPLE: 4305560

Parameter	Units	Spike Conc.	LCS Result	LCS % Rec	% Rec Limits	Qualifiers
Boron	mg/L	1	1.0	100	80-120	
Calcium	mg/L	1	.95J	95	80-120	
Magnesium	mg/L	1	1.0	100	80-120	
Potassium	mg/L	1	0.93	93	80-120	
Sodium	mg/L	1	.94J	94	80-120	

MATRIX SPIKE & MATRIX SPIKE DUPLICATE: 4305561 4305562

Parameter	Units	92714025001 Result	MS Spike Conc.	MSD Spike Conc.	MS Result	MSD Result	MS % Rec	MSD % Rec	% Rec Limits	RPD	Max RPD	Qual
Boron	mg/L	ND	1	1	1.1	1.1	103	104	75-125	1	20	
Calcium	mg/L	11.1	1	1	12.1	12.3	106	127	75-125	2	20	M1
Magnesium	mg/L	2.2	1	1	3.3	3.3	106	110	75-125	1	20	
Potassium	mg/L	0.95	1	1	1.9	1.9	94	96	75-125	1	20	
Sodium	mg/L	1.5	1	1	2.5	2.5	104	106	75-125	1	20	

Results presented on this page are in the units indicated by the "Units" column except where an alternate unit is presented to the right of the result.

REPORT OF LABORATORY ANALYSIS

This report shall not be reproduced, except in full,
without the written consent of Pace Analytical Services, LLC.

Pace Analytical Services, LLC
110 Technology Parkway
Peachtree Corners, GA 30092
(770)734-4200

QUALITY CONTROL DATA

Project: Plant Hammond-CCR Ash Pond
Pace Project No.: 92714025

QC Batch: 833135
QC Batch Method: EPA 3005A
Analysis Method: EPA 6020B
Analysis Description: 6020 MET
Laboratory: Pace Analytical Services - Peachtree Corners, GA
Associated Lab Samples: 92714025001, 92714025002

METHOD BLANK: 4305529 Matrix: Water
Associated Lab Samples: 92714025001, 92714025002

Parameter	Units	Blank Result	Reporting Limit	Analyzed	Qualifiers
Molybdenum	mg/L	ND	0.010	02/20/24 12:48	

LABORATORY CONTROL SAMPLE: 4305530

Parameter	Units	Spike Conc.	LCS Result	LCS % Rec	% Rec Limits	Qualifiers
Molybdenum	mg/L	0.1	0.098	98	80-120	

MATRIX SPIKE & MATRIX SPIKE DUPLICATE: 4305531 4305532

Parameter	Units	92713838027 Result	MS Spike Conc.	MSD Spike Conc.	MS Result	MSD Result	MS % Rec	MSD % Rec	% Rec Limits	RPD	Max RPD	Qual
Molybdenum	mg/L	ND	0.1	0.1	0.098	0.099	98	99	75-125	1	20	

Results presented on this page are in the units indicated by the "Units" column except where an alternate unit is presented to the right of the result.

REPORT OF LABORATORY ANALYSIS

This report shall not be reproduced, except in full,
without the written consent of Pace Analytical Services, LLC.

Pace Analytical Services, LLC
110 Technology Parkway
Peachtree Corners, GA 30092
(770)734-4200

QUALITY CONTROL DATA

Project: Plant Hammond-CCR Ash Pond
Pace Project No.: 92714025

QC Batch: 833306
QC Batch Method: SM 2540C-2015
Analysis Method: SM 2540C-2015
Analysis Description: 2540C Total Dissolved Solids
Laboratory: Pace Analytical Services - Peachtree Corners, GA
Associated Lab Samples: 92714025001, 92714025002

METHOD BLANK: 4306003 Matrix: Water
Associated Lab Samples: 92714025001, 92714025002

Parameter	Units	Blank Result	Reporting Limit	Analyzed	Qualifiers
Total Dissolved Solids	mg/L	ND	25.0	02/19/24 15:42	

LABORATORY CONTROL SAMPLE: 4306004

Parameter	Units	Spike Conc.	LCS Result	LCS % Rec	% Rec Limits	Qualifiers
Total Dissolved Solids	mg/L	400	390	98	80-120	

SAMPLE DUPLICATE: 4306005

Parameter	Units	92713562001 Result	Dup Result	RPD	Max RPD	Qualifiers
Total Dissolved Solids	mg/L	66.0	70.0	6	10	

SAMPLE DUPLICATE: 4306006

Parameter	Units	92714026001 Result	Dup Result	RPD	Max RPD	Qualifiers
Total Dissolved Solids	mg/L	75.0	82.0	9	10	

Results presented on this page are in the units indicated by the "Units" column except where an alternate unit is presented to the right of the result.

REPORT OF LABORATORY ANALYSIS

This report shall not be reproduced, except in full,
without the written consent of Pace Analytical Services, LLC.

Pace Analytical Services, LLC
110 Technology Parkway
Peachtree Corners, GA 30092
(770)734-4200

QUALITY CONTROL DATA

Project: Plant Hammond-CCR Ash Pond
Pace Project No.: 92714025

QC Batch: 833280
QC Batch Method: SM 2320B-2011
Analysis Method: SM 2320B-2011
Analysis Description: 2320B Alkalinity
Laboratory: Pace Analytical Services - Asheville
Associated Lab Samples: 92714025001, 92714025002

METHOD BLANK: 4305898 Matrix: Water
Associated Lab Samples: 92714025001, 92714025002

Parameter	Units	Blank Result	Reporting Limit	Analyzed	Qualifiers
Alkalinity, Total as CaCO3	mg/L	ND	5.0	02/19/24 11:38	
Alkalinity,Bicarbonate (CaCO3)	mg/L	ND	5.0	02/19/24 11:38	
Alkalinity,Carbonate (CaCO3)	mg/L	ND	5.0	02/19/24 11:38	

LABORATORY CONTROL SAMPLE: 4305899

Parameter	Units	Spike Conc.	LCS Result	LCS % Rec	% Rec Limits	Qualifiers
Alkalinity, Total as CaCO3	mg/L	50	50.9	102	80-120	

LABORATORY CONTROL SAMPLE: 4305900

Parameter	Units	Spike Conc.	LCS Result	LCS % Rec	% Rec Limits	Qualifiers
Alkalinity, Total as CaCO3	mg/L	50	51.5	103	80-120	

MATRIX SPIKE & MATRIX SPIKE DUPLICATE: 4305901 4305902

Parameter	Units	92714030002 Result	MS Spike Conc.	MSD Spike Conc.	MS Result	MSD Result	MS % Rec	MSD % Rec	% Rec Limits	RPD	Max RPD	Qual
Alkalinity, Total as CaCO3	mg/L	74.6	50	50	123	123	97	96	80-120	0	25	

MATRIX SPIKE & MATRIX SPIKE DUPLICATE: 4305903 4305904

Parameter	Units	92714030003 Result	MS Spike Conc.	MSD Spike Conc.	MS Result	MSD Result	MS % Rec	MSD % Rec	% Rec Limits	RPD	Max RPD	Qual
Alkalinity, Total as CaCO3	mg/L	68.8	50	50	116	117	95	96	80-120	0	25	

Results presented on this page are in the units indicated by the "Units" column except where an alternate unit is presented to the right of the result.

REPORT OF LABORATORY ANALYSIS

This report shall not be reproduced, except in full,
without the written consent of Pace Analytical Services, LLC.

Pace Analytical Services, LLC
110 Technology Parkway
Peachtree Corners, GA 30092
(770)734-4200

QUALITY CONTROL DATA

Project: Plant Hammond-CCR Ash Pond
Pace Project No.: 92714025

QC Batch: 833254
QC Batch Method: EPA 9056A
Analysis Method: EPA 9056A
Analysis Description: 9056 IC anions 28 Days
Laboratory: Pace Analytical Services - Asheville
Associated Lab Samples: 92714025001, 92714025002

METHOD BLANK: 4305830 Matrix: Water
Associated Lab Samples: 92714025001, 92714025002

Parameter	Units	Blank Result	Reporting Limit	Analyzed	Qualifiers
Chloride	mg/L	ND	1.0	02/19/24 17:36	
Fluoride	mg/L	ND	0.10	02/19/24 17:36	
Sulfate	mg/L	ND	1.0	02/19/24 17:36	

LABORATORY CONTROL SAMPLE: 4305831

Parameter	Units	Spike Conc.	LCS Result	LCS % Rec	% Rec Limits	Qualifiers
Chloride	mg/L	50	50.2	100	90-110	
Fluoride	mg/L	2.5	2.4	96	90-110	
Sulfate	mg/L	50	50.1	100	90-110	

MATRIX SPIKE & MATRIX SPIKE DUPLICATE: 4305832 4305833

Parameter	Units	92714025002 Result	MS Spike Conc.	MSD Spike Conc.	MS Result	MSD Result	MS % Rec	MSD % Rec	% Rec Limits	RPD	Max RPD	Qual
Chloride	mg/L	1.3	50	50	53.7	54.4	105	106	90-110	1	10	
Fluoride	mg/L	ND	2.5	2.5	2.5	2.6	98	100	90-110	2	10	
Sulfate	mg/L	9.2	50	50	62.0	62.7	106	107	90-110	1	10	

MATRIX SPIKE & MATRIX SPIKE DUPLICATE: 4305834 4305835

Parameter	Units	92713850001 Result	MS Spike Conc.	MSD Spike Conc.	MS Result	MSD Result	MS % Rec	MSD % Rec	% Rec Limits	RPD	Max RPD	Qual
Chloride	mg/L	42.4	50	50	94.1	95.9	103	107	90-110	2	10	
Fluoride	mg/L	0.29	2.5	2.5	2.8	2.9	100	104	90-110	3	10	
Sulfate	mg/L	26.6	50	50	78.9	80.4	105	108	90-110	2	10	

Results presented on this page are in the units indicated by the "Units" column except where an alternate unit is presented to the right of the result.

REPORT OF LABORATORY ANALYSIS

This report shall not be reproduced, except in full,
without the written consent of Pace Analytical Services, LLC.

Pace Analytical Services, LLC
110 Technology Parkway
Peachtree Corners, GA 30092
(770)734-4200

QUALIFIERS

Project: Plant Hammond-CCR Ash Pond
Pace Project No.: 92714025

DEFINITIONS

DF - Dilution Factor, if reported, represents the factor applied to the reported data due to dilution of the sample aliquot.

ND - Not Detected at or above adjusted reporting limit.

TNTC - Too Numerous To Count

J - Estimated concentration above the adjusted method detection limit and below the adjusted reporting limit.

MDL - Adjusted Method Detection Limit.

PQL - Practical Quantitation Limit.

RL - Reporting Limit - The lowest concentration value that meets project requirements for quantitative data with known precision and bias for a specific analyte in a specific matrix.

S - Surrogate

1,2-Diphenylhydrazine decomposes to and cannot be separated from Azobenzene using Method 8270. The result for each analyte is a combined concentration.

Consistent with EPA guidelines, unrounded data are displayed and have been used to calculate % recovery and RPD values.

LCS(D) - Laboratory Control Sample (Duplicate)

MS(D) - Matrix Spike (Duplicate)

DUP - Sample Duplicate

RPD - Relative Percent Difference

NC - Not Calculable.

SG - Silica Gel - Clean-Up

U - Indicates the compound was analyzed for, but not detected.

Acid preservation may not be appropriate for 2 Chloroethylvinyl ether.

A separate vial preserved to a pH of 4-5 is recommended in SW846 Chapter 4 for the analysis of Acrolein and Acrylonitrile by EPA Method 8260.

N-Nitrosodiphenylamine decomposes and cannot be separated from Diphenylamine using Method 8270. The result reported for each analyte is a combined concentration.

Reported results are not rounded until the final step prior to reporting. Therefore, calculated parameters that are typically reported as "Total" may vary slightly from the sum of the reported component parameters.

Pace Analytical is TNI accredited. Contact your Pace PM for the current list of accredited analytes.

TNI - The NELAC Institute.

ANALYTE QUALIFIERS

M1 Matrix spike recovery exceeded QC limits. Batch accepted based on laboratory control sample (LCS) recovery.

This report shall not be reproduced, except in full,
without the written consent of Pace Analytical Services, LLC.

Pace Analytical Services, LLC
110 Technology Parkway
Peachtree Corners, GA 30092
(770)734-4200

QUALITY CONTROL DATA CROSS REFERENCE TABLE

Project: Plant Hammond-CCR Ash Pond
Pace Project No.: 92714025

Lab ID	Sample ID	QC Batch Method	QC Batch	Analytical Method	Analytical Batch
92714025001	**HAM-H-SCC NBR**	EPA 3010A	833152	EPA 6010D	833185
92714025002	**HAM-H-SCC**	EPA 3010A	833152	EPA 6010D	833185
92714025001	**HAM-H-SCC NBR**	EPA 3005A	833135	EPA 6020B	833184
92714025002	**HAM-H-SCC**	EPA 3005A	833135	EPA 6020B	833184
92714025001	**HAM-H-SCC NBR**	SM 2540C-2015	833306		
92714025002	**HAM-H-SCC**	SM 2540C-2015	833306		
92714025001	**HAM-H-SCC NBR**	SM 2320B-2011	833280		
92714025002	**HAM-H-SCC**	SM 2320B-2011	833280		
92714025001	**HAM-H-SCC NBR**	EPA 9056A	833254		
92714025002	**HAM-H-SCC**	EPA 9056A	833254		

This report shall not be reproduced, except in full,
without the written consent of Pace Analytical Services, LLC.

Pace Analytical

CHAIN-OF-CUSTODY / Analytical Request Document

The Chain-of-Custody is a LEGAL DOCUMENT. All relevant fields must

WO#: 92714025

92714025

Section A – Required Client Information:		Section B – Required Project Information:		Section C – Invoice Information:	
Company:	ARCADIS - Atlanta	Report To:	Kristen Jurinko, Noelia Gangi, Ben Hodges	Attention:	Kristen Jurinko
Address:	2839 Paces Ferry Rd	Copy To:	Warren Johnson	Company Name:	GPC
	Atlanta, GA 30339			Address:	
Email:	warren.johnson@arcadis.com	Purchase Order #:	GPC11066180	Pace Quote:	
Phone:	678.485.5298 Fax:	Project Name:	Plant Hammond/CCR Ash Pond Closure	Pace Project Manager:	Mayia.Parks@pacelabs.com,
Requested Due Date:	5 day TAT	Project #:		Pace Profile #:	12500

Regulatory Agency

State / Location: GA

Requested Analysis Filtered (Y/N)

ITEM #	SAMPLE ID (One Character per box. (A-Z, 0-9 / , -) Sample Ids must be unique)	MATRIX CODE (see valid codes to left)	SAMPLE TYPE (G=GRAB C=COMP)	COLLECTED START DATE	COLLECTED START TIME	COLLECTED END DATE	COLLECTED END TIME	SAMPLE TEMP AT COLLECTION	# OF CONTAINERS	Preservatives: Unpreserved	H2SO4	HNO3	HCl	NaOH	Na2S2O3	Methanol	Other	Analyses Test Y/N	Alkalinity (Total /B/Carb)	CL, F, SO4	TDS	App III Metals - B, Ca	App IV Metals - Co only	App IV Metals - Mo only	App IV Metals - Co, Mo	Metals - Mg, Na, K	Residual Chlorine (Y/N)
1	HAM-H-SCC-NBR	WS	G	2/16/24	1125				3	X		X							X	X	X	X		X		X		
2	HAM-H-SCC	WS	G	2/16/24	1110				3	X		X							X	X	X	X		X		X		
3																												
4																												
5																												
6																												
7																												
8																												
9																												
10																												
11																												

MATRIX CODE: Drinking Water DW; Water WT; Waste Water WW; Product P; Soil/Solid SL; Oil OL; Wipe WP; Air AR; Other OT; Tissue TS

ADDITIONAL COMMENTS	RELINQUISHED BY / AFFILIATION	DATE	TIME	ACCEPTED BY / AFFILIATION	DATE	TIME	SAMPLE CONDITIONS
CCR App III[1] - Boron, Calcium, Chloride, Floride, Sulfate, TDS	/Arcadis	2/16/24	1555	/Pace	2/16/24	1555	
Major Ions - Mg, Na, K, total alkalinity, bicarbonate alkalinity							
HAM-CSURF-ASSMT-2024S1							

SAMPLER NAME AND SIGNATURE			
PRINT Name of SAMPLER:			
SIGNATURE of SAMPLER:		DATE Signed:	2-16-24

TEMP in C | Received on Ice (Y/N) | Custody Sealed Cooler (Y/N) | Samples Intact (Y/N)

DC#_Title: ENV-FRM-HUN1-0083 v03_Sample Condition Upon Receipt

Effective Date: 12/01/2023

Laboratory receiving samples:

Asheville ☐ Eden ☐ Greenwood ☐ Huntersville ☐ Raleigh ☐ Mechanicsville ☐ Atlanta ☑ Kernersville ☐

Sample Condition Upon Receipt

Client Name: Arcadis

Project WO#: 92714025

PM: MP Due Date: 02/26/24

CLIENT: GA-ArcadAtl

Courier: ☐ Commercial ☐ Fed Ex ☐ UPS ☐ USPS ☑ Client ☑ Pace 2/16/24 SG ☐ Other:____

Custody Seal Present? ☑ Yes ☐ No **Seals Intact?** ☑ Yes ☐ No ☐ N/A **Date/Initials Person Examining Contents:** 2/16/24 SG

Packing Material: ☑ Bubble Wrap ☐ Bubble Bags ☐ None ☐ Other

Biological Tissue Frozen? ☐ Yes ☐ No ☐ N/A

Thermometer: ☑ IR Gun ID: 230 **Type of Ice:** ☑ Wet ☐ Blue ☐ None

Cooler Temp: 3.0 **Correction Factor:** Add/Subtract (°C) +0.1

Cooler Temp Corrected (°C): 3.1

Temp should be above freezing to 6°C

☐ Samples out of temp criteria. Samples on ice, cooling process has begun

USDA Regulated Soil (☐ N/A, water sample)

Did samples originate in a quarantine zone within the United States: CA, NY, or SC (check maps)? ☐ Yes ☐ No

Did samples originate from a foreign source (internationally, including Hawaii and Puerto Rico)? ☐ Yes ☐ No

				Comments/Discrepancy:
Chain of Custody Present?	☑ Yes	☐ No	☐ N/A	1.
Samples Arrived within Hold Time?	☐ Yes	☐ No	☐ N/A	2.
Short Hold Time Analysis (<72 hr.)?	☐ Yes	☐ No	☐ N/A	3.
Rush Turn Around Time Requested?	☐ Yes	☑ No	☐ N/A	4.
Sufficient Volume?	☑ Yes	☐ No	☐ N/A	5.
Correct Containers Used?	☑ Yes	☐ No	☐ N/A	6.
-Pace Containers Used?	☑ Yes	☐ No	☐ N/A	
Containers Intact?	☑ Yes	☐ No	☐ N/A	7.
Dissolved analysis: Samples Field Filtered?	☐ Yes	☐ No	☐ N/A	8.
Sample Labels Match COC? -Includes Date/Time/ID/Analysis Matrix: W	☑ Yes	☐ No	☐ N/A	9.
Headspace in VOA Vials (>5-6mm)?	☐ Yes	☐ No	☑ N/A	10.
Trip Blank Present?	☐ Yes	☐ No	☑ N/A	11.
Trip Blank Custody Seals Present?	☐ Yes	☐ No	☑ N/A	

COMMENTS/SAMPLE DISCREPANCY

Field Data Required? ☐ Yes ☐ No

Lot ID of split containers:

CLIENT NOTIFICATION/RESOLUTION

Person contacted: _____ Date/Time: _____

Project Manager SCURF Review: _____ **Date:** _____

Project Manager SRF Review: _____ **Date:** _____

*Check mark top half of box if pH and/or dechlorination is verified and within the acceptance range for preservation samples.

Exceptions: VOA, Coliform, TOC, Oil and Grease, DRO/8015 (water) DOC, LLHg

**Bottom half of box is to list number of bottles

***Check all unpreserved Nitrates for chlorine

Project # WO#: 92714025

Due Date: 02/26/24

PM: MP

CLIENT: GA-ArcadAtl

Item#	BP4U-125 mL Plastic Unpreserved (N/A) (Cl-)	BP3U-250 mL Plastic Unpreserved (N/A)	BP2U-500 mL Plastic Unpreserved (N/A)	BP1U-1 liter Plastic Unpreserved (N/A)	BP4S-125 mL Plastic H2SO4 (pH < 2) (Cl-)	BP3N-250 mL plastic HNO3 (pH < 2)	BP4Z-125 mL Plastic ZN Acetate & NaOH (>9)	BP4B-125 mL Plastic NaOH (pH > 12) (Cl-)	WGFU-Wide-mouthed Glass jar Unpreserved	AG1U-1 liter Amber Unpreserved (N/A) (Cl-)	AG1H-1 liter Amber HCl (pH < 2)	AG3U-250 mL Amber Unpreserved (N/A) (Cl-)	AG1S-1 liter Amber H2SO4 (pH < 2)	AG3S-250 mL Amber H2SO4 (pH < 2)	DG9A-40 mL Amber NH4Cl (N/A)(Cl-)	DG9H-40 mL VOA HCl (N/A)	VG9T-40 mL VOA Na2S2O3 (N/A)	VG9U-40 mL VOA Unpreserved (N/A)	DG9V-40 mL VOA H3PO4 (N/A)	KP7U-50 mL Plastic Unpreserved (N/A)	V/GK (3 vials per kit)-VPH/Gas kit (N/A)	SP5T-125 mL Sterile Plastic (N/A – lab)	SP2T-250 mL Sterile Plastic (N/A – lab)		BP3R-250 mL Plastic (NH2)2SO4 (9.3-9.7)	AG0U-100 mL Amber Unpreserved (N/A) (Cl-)	VSGU-20 mL Scintillation vials (N/A)	DG9U-40 mL Amber Unpreserved vials (N/A)
1			2			1																							
2			2			1																							
3																													
4																													
5																													
6																													
7																													
8																													
9																													
10																													
11																													
12																													

pH Adjustment Log for Preserved Samples

Sample ID	Type of Preservative	pH upon receipt	Date preservation adjusted	Time preservation adjusted	Amount of Preservative added	Lot #

Note: Whenever there is a discrepancy affecting North Carolina compliance samples, a copy of this form will be sent to the North Carolina DENR Certification Office (i.e. Out of hold, incorrect preservative, out of temp, incorrect containers.

Pace Analytical Services, LLC
110 Technology Parkway
Peachtree Corners, GA 30092
(770)734-4200

February 26, 2024

Kelley Sharpe
ARCADIS - Atlanta
2839 Paces Ferry Rd
STE 900
Atlanta, GA 30339

RE: Project: Plant Hammond-CCR Ash Pond
Pace Project No.: 92714026

Dear Kelley Sharpe:

Enclosed are the analytical results for sample(s) received by the laboratory on February 16, 2024. The results relate only to the samples included in this report. Results reported herein conform to the applicable TNI/NELAC Standards and the laboratory's Quality Manual, where applicable, unless otherwise noted in the body of the report.

The test results provided in this final report were generated by each of the following laboratories within the Pace Network:

- Pace Analytical Services - Asheville
- Pace Analytical Services - Peachtree Corners, GA

If you have any questions concerning this report, please feel free to contact me.

Sincerely,

Maiya Parks
maiya.parks@pacelabs.com
770-734-4205
Project Manager

Enclosures

cc: Jordan Gamble, ARCADIS - Atlanta
Ben Hodges, Georgia Power-CCR
Christine Hug, Geosyntec Consultants, Inc.
Warren Johnson, ARCADIS - Atlanta
Allison Keefer, Southern Company
Laura Midkiff, Southern Company
Caroline Nelson, Geosyntec Consultants, Inc
Noelia Muskus Ruiz, Georgia Power
Tina Sullivan, ERM

This report shall not be reproduced, except in full,
without the written consent of Pace Analytical Services, LLC.

Pace Analytical Services, LLC
110 Technology Parkway
Peachtree Corners, GA 30092
(770)734-4200

CERTIFICATIONS

Project: Plant Hammond-CCR Ash Pond
Pace Project No.: 92714026

Pace Analytical Services Asheville
2225 Riverside Drive, Asheville, NC 28804
Florida/NELAP Certification #: E87648
North Carolina Drinking Water Certification #: 37712
North Carolina Wastewater Certification #: 40
South Carolina Laboratory ID: 99030
South Carolina Certification #: 99030001
Virginia/VELAP Certification #: 460222

Pace Analytical Services Peachtree Corners
110 Technology Pkwy, Peachtree Corners, GA 30092
Florida DOH Certification #: E87315
Georgia DW Inorganics Certification #: 812
North Carolina Certification #: 381
South Carolina Certification #: 98011001
Virginia Certification #: 460204

This report shall not be reproduced, except in full,
without the written consent of Pace Analytical Services, LLC.

Pace Analytical Services, LLC
110 Technology Parkway
Peachtree Corners, GA 30092
(770)734-4200

SAMPLE SUMMARY

Project: Plant Hammond-CCR Ash Pond
Pace Project No.: 92714026

Lab ID	Sample ID	Matrix	Date Collected	Date Received
92714026001	**HAM-H+0.25**	Water	02/16/24 12:12	02/16/24 15:55

REPORT OF LABORATORY ANALYSIS

This report shall not be reproduced, except in full,
without the written consent of Pace Analytical Services, LLC.

Pace Analytical Services, LLC
110 Technology Parkway
Peachtree Corners, GA 30092
(770)734-4200

SAMPLE ANALYTE COUNT

Project: Plant Hammond-CCR Ash Pond
Pace Project No.: 92714026

Lab ID	Sample ID	Method	Analysts	Analytes Reported	Laboratory
92714026001	**HAM-H+0.25**	EPA 6010D	AJM	5	PASI-GA
		EPA 6020B	CW1	2	PASI-GA
		SM 2540C-2015	DL1	1	PASI-GA
		SM 2320B-2011	YEG	3	PASI-A
		EPA 9056A	JCM	3	PASI-A

PASI-A = Pace Analytical Services - Asheville
PASI-GA = Pace Analytical Services - Peachtree Corners, GA

This report shall not be reproduced, except in full,
without the written consent of Pace Analytical Services, LLC.

Pace Analytical Services, LLC
110 Technology Parkway
Peachtree Corners, GA 30092
(770)734-4200

ANALYTICAL RESULTS

Project: Plant Hammond-CCR Ash Pond
Pace Project No.: 92714026

Sample: HAM-H+0.25 **Lab ID: 92714026001** Collected: 02/16/24 12:12 Received: 02/16/24 15:55 Matrix: Water

Parameters	Results	Units	Report Limit	DF	Prepared	Analyzed	CAS No.	Qual
6010D ATL ICP	Analytical Method: EPA 6010D Preparation Method: EPA 3010A Pace Analytical Services - Peachtree Corners, GA							
Boron	ND	mg/L	0.040	1	02/17/24 08:52	02/25/24 23:50	7440-42-8	
Potassium	**1.9**	mg/L	0.50	1	02/17/24 08:52	02/25/24 23:50	7440-09-7	
Sodium	**3.3**	mg/L	1.0	1	02/17/24 08:52	02/25/24 23:50	7440-23-5	
Calcium	**9.7**	mg/L	1.0	1	02/17/24 08:52	02/25/24 23:50	7440-70-2	
Magnesium	**2.5**	mg/L	0.050	1	02/17/24 08:52	02/25/24 23:50	7439-95-4	
6020 MET ICPMS	Analytical Method: EPA 6020B Preparation Method: EPA 3005A Pace Analytical Services - Peachtree Corners, GA							
Cobalt	ND	mg/L	0.0050	1	02/17/24 06:56	02/20/24 13:05	7440-48-4	
Molybdenum	ND	mg/L	0.010	1	02/17/24 06:56	02/20/24 13:05	7439-98-7	
2540C Total Dissolved Solids	Analytical Method: SM 2540C-2015 Pace Analytical Services - Peachtree Corners, GA							
Total Dissolved Solids	**75.0**	mg/L	25.0	1		02/19/24 15:47		
2320B Alkalinity	Analytical Method: SM 2320B-2011 Pace Analytical Services - Asheville							
Alkalinity,Bicarbonate (CaCO3)	**29.9**	mg/L	5.0	1		02/19/24 12:56		
Alkalinity,Carbonate (CaCO3)	ND	mg/L	5.0	1		02/19/24 12:56		
Alkalinity, Total as CaCO3	**29.9**	mg/L	5.0	1		02/19/24 12:56		
9056 IC anions 28 Days	Analytical Method: EPA 9056A Pace Analytical Services - Asheville							
Chloride	**3.8**	mg/L	1.0	1		02/18/24 21:52	16887-00-6	
Fluoride	ND	mg/L	0.10	1		02/18/24 21:52	16984-48-8	
Sulfate	**5.4**	mg/L	1.0	1		02/18/24 21:52	14808-79-8	

REPORT OF LABORATORY ANALYSIS

This report shall not be reproduced, except in full,
without the written consent of Pace Analytical Services, LLC.

Pace Analytical Services, LLC
110 Technology Parkway
Peachtree Corners, GA 30092
(770)734-4200

QUALITY CONTROL DATA

Project: Plant Hammond-CCR Ash Pond
Pace Project No.: 92714026

QC Batch: 833152
QC Batch Method: EPA 3010A
Analysis Method: EPA 6010D
Analysis Description: 6010D ATL
Laboratory: Pace Analytical Services - Peachtree Corners, GA
Associated Lab Samples: 92714026001

METHOD BLANK: 4305559 Matrix: Water
Associated Lab Samples: 92714026001

Parameter	Units	Blank Result	Reporting Limit	Analyzed	Qualifiers
Boron	mg/L	ND	0.040	02/25/24 23:16	
Calcium	mg/L	ND	1.0	02/25/24 23:16	
Magnesium	mg/L	ND	0.050	02/25/24 23:16	
Potassium	mg/L	ND	0.50	02/25/24 23:16	
Sodium	mg/L	ND	1.0	02/25/24 23:16	

LABORATORY CONTROL SAMPLE: 4305560

Parameter	Units	Spike Conc.	LCS Result	LCS % Rec	% Rec Limits	Qualifiers
Boron	mg/L	1	1.0	100	80-120	
Calcium	mg/L	1	.95J	95	80-120	
Magnesium	mg/L	1	1.0	100	80-120	
Potassium	mg/L	1	0.93	93	80-120	
Sodium	mg/L	1	.94J	94	80-120	

MATRIX SPIKE & MATRIX SPIKE DUPLICATE: 4305561 4305562

Parameter	Units	92714025001 Result	MS Spike Conc.	MSD Spike Conc.	MS Result	MSD Result	MS % Rec	MSD % Rec	% Rec Limits	RPD	Max RPD	Qual
Boron	mg/L	ND	1	1	1.1	1.1	103	104	75-125	1	20	
Calcium	mg/L	11.1	1	1	12.1	12.3	106	127	75-125	2	20	M1
Magnesium	mg/L	2.2	1	1	3.3	3.3	106	110	75-125	1	20	
Potassium	mg/L	0.95	1	1	1.9	1.9	94	96	75-125	1	20	
Sodium	mg/L	1.5	1	1	2.5	2.5	104	106	75-125	1	20	

Results presented on this page are in the units indicated by the "Units" column except where an alternate unit is presented to the right of the result.

REPORT OF LABORATORY ANALYSIS

This report shall not be reproduced, except in full,
without the written consent of Pace Analytical Services, LLC.

Pace Analytical Services, LLC
110 Technology Parkway
Peachtree Corners, GA 30092
(770)734-4200

QUALITY CONTROL DATA

Project: Plant Hammond-CCR Ash Pond
Pace Project No.: 92714026

QC Batch: 833135
QC Batch Method: EPA 3005A
Analysis Method: EPA 6020B
Analysis Description: 6020 MET
Laboratory: Pace Analytical Services - Peachtree Corners, GA
Associated Lab Samples: 92714026001

METHOD BLANK: 4305529 Matrix: Water
Associated Lab Samples: 92714026001

Parameter	Units	Blank Result	Reporting Limit	Analyzed	Qualifiers
Cobalt	mg/L	ND	0.0050	02/20/24 12:48	
Molybdenum	mg/L	ND	0.010	02/20/24 12:48	

LABORATORY CONTROL SAMPLE: 4305530

Parameter	Units	Spike Conc.	LCS Result	LCS % Rec	% Rec Limits	Qualifiers
Cobalt	mg/L	0.1	0.098	98	80-120	
Molybdenum	mg/L	0.1	0.098	98	80-120	

MATRIX SPIKE & MATRIX SPIKE DUPLICATE: 4305531 4305532

Parameter	Units	92713838027 Result	MS Spike Conc.	MSD Spike Conc.	MS Result	MSD Result	MS % Rec	MSD % Rec	% Rec Limits	RPD	Max RPD	Qual
Cobalt	mg/L	ND	0.1	0.1	0.096	0.097	96	97	75-125	1	20	
Molybdenum	mg/L	ND	0.1	0.1	0.098	0.099	98	99	75-125	1	20	

Results presented on this page are in the units indicated by the "Units" column except where an alternate unit is presented to the right of the result.

REPORT OF LABORATORY ANALYSIS

This report shall not be reproduced, except in full,
without the written consent of Pace Analytical Services, LLC.

Pace Analytical Services, LLC
110 Technology Parkway
Peachtree Corners, GA 30092
(770)734-4200

QUALITY CONTROL DATA

Project: Plant Hammond-CCR Ash Pond
Pace Project No.: 92714026

QC Batch: 833306
QC Batch Method: SM 2540C-2015
Analysis Method: SM 2540C-2015
Analysis Description: 2540C Total Dissolved Solids
Laboratory: Pace Analytical Services - Peachtree Corners, GA
Associated Lab Samples: 92714026001

METHOD BLANK: 4306003 Matrix: Water
Associated Lab Samples: 92714026001

Parameter	Units	Blank Result	Reporting Limit	Analyzed	Qualifiers
Total Dissolved Solids	mg/L	ND	25.0	02/19/24 15:42	

LABORATORY CONTROL SAMPLE: 4306004

Parameter	Units	Spike Conc.	LCS Result	LCS % Rec	% Rec Limits	Qualifiers
Total Dissolved Solids	mg/L	400	390	98	80-120	

SAMPLE DUPLICATE: 4306005

Parameter	Units	92713562001 Result	Dup Result	RPD	Max RPD	Qualifiers
Total Dissolved Solids	mg/L	66.0	70.0	6	10	

SAMPLE DUPLICATE: 4306006

Parameter	Units	92714026001 Result	Dup Result	RPD	Max RPD	Qualifiers
Total Dissolved Solids	mg/L	75.0	82.0	9	10	

Results presented on this page are in the units indicated by the "Units" column except where an alternate unit is presented to the right of the result.

REPORT OF LABORATORY ANALYSIS

This report shall not be reproduced, except in full,
without the written consent of Pace Analytical Services, LLC.

Pace Analytical Services, LLC
110 Technology Parkway
Peachtree Corners, GA 30092
(770)734-4200

QUALITY CONTROL DATA

Project: Plant Hammond-CCR Ash Pond
Pace Project No.: 92714026

QC Batch: 833280
QC Batch Method: SM 2320B-2011
Analysis Method: SM 2320B-2011
Analysis Description: 2320B Alkalinity
Laboratory: Pace Analytical Services - Asheville
Associated Lab Samples: 92714026001

METHOD BLANK: 4305898 Matrix: Water
Associated Lab Samples: 92714026001

Parameter	Units	Blank Result	Reporting Limit	Analyzed	Qualifiers
Alkalinity, Total as CaCO3	mg/L	ND	5.0	02/19/24 11:38	
Alkalinity,Bicarbonate (CaCO3)	mg/L	ND	5.0	02/19/24 11:38	
Alkalinity,Carbonate (CaCO3)	mg/L	ND	5.0	02/19/24 11:38	

LABORATORY CONTROL SAMPLE: 4305899

Parameter	Units	Spike Conc.	LCS Result	LCS % Rec	% Rec Limits	Qualifiers
Alkalinity, Total as CaCO3	mg/L	50	50.9	102	80-120	

LABORATORY CONTROL SAMPLE: 4305900

Parameter	Units	Spike Conc.	LCS Result	LCS % Rec	% Rec Limits	Qualifiers
Alkalinity, Total as CaCO3	mg/L	50	51.5	103	80-120	

MATRIX SPIKE & MATRIX SPIKE DUPLICATE: 4305901 4305902

Parameter	Units	92714030002 Result	MS Spike Conc.	MSD Spike Conc.	MS Result	MSD Result	MS % Rec	MSD % Rec	% Rec Limits	RPD	Max RPD	Qual
Alkalinity, Total as CaCO3	mg/L	74.6	50	50	123	123	97	96	80-120	0	25	

MATRIX SPIKE & MATRIX SPIKE DUPLICATE: 4305903 4305904

Parameter	Units	92714030003 Result	MS Spike Conc.	MSD Spike Conc.	MS Result	MSD Result	MS % Rec	MSD % Rec	% Rec Limits	RPD	Max RPD	Qual
Alkalinity, Total as CaCO3	mg/L	68.8	50	50	116	117	95	96	80-120	0	25	

Results presented on this page are in the units indicated by the "Units" column except where an alternate unit is presented to the right of the result.

REPORT OF LABORATORY ANALYSIS

This report shall not be reproduced, except in full,
without the written consent of Pace Analytical Services, LLC.

Pace Analytical Services, LLC
110 Technology Parkway
Peachtree Corners, GA 30092
(770)734-4200

QUALITY CONTROL DATA

Project: Plant Hammond-CCR Ash Pond
Pace Project No.: 92714026

QC Batch: 833254
QC Batch Method: EPA 9056A
Analysis Method: EPA 9056A
Analysis Description: 9056 IC anions 28 Days
Laboratory: Pace Analytical Services - Asheville
Associated Lab Samples: 92714026001

METHOD BLANK: 4305830 Matrix: Water
Associated Lab Samples: 92714026001

Parameter	Units	Blank Result	Reporting Limit	Analyzed	Qualifiers
Chloride	mg/L	ND	1.0	02/19/24 17:36	
Fluoride	mg/L	ND	0.10	02/19/24 17:36	
Sulfate	mg/L	ND	1.0	02/19/24 17:36	

LABORATORY CONTROL SAMPLE: 4305831

Parameter	Units	Spike Conc.	LCS Result	LCS % Rec	% Rec Limits	Qualifiers
Chloride	mg/L	50	50.2	100	90-110	
Fluoride	mg/L	2.5	2.4	96	90-110	
Sulfate	mg/L	50	50.1	100	90-110	

MATRIX SPIKE & MATRIX SPIKE DUPLICATE: 4305832 4305833

Parameter	Units	92714025002 Result	MS Spike Conc.	MSD Spike Conc.	MS Result	MSD Result	MS % Rec	MSD % Rec	% Rec Limits	RPD	Max RPD	Qual
Chloride	mg/L	1.3	50	50	53.7	54.4	105	106	90-110	1	10	
Fluoride	mg/L	ND	2.5	2.5	2.5	2.6	98	100	90-110	2	10	
Sulfate	mg/L	9.2	50	50	62.0	62.7	106	107	90-110	1	10	

MATRIX SPIKE & MATRIX SPIKE DUPLICATE: 4305834 4305835

Parameter	Units	92713850001 Result	MS Spike Conc.	MSD Spike Conc.	MS Result	MSD Result	MS % Rec	MSD % Rec	% Rec Limits	RPD	Max RPD	Qual
Chloride	mg/L	42.4	50	50	94.1	95.9	103	107	90-110	2	10	
Fluoride	mg/L	0.29	2.5	2.5	2.8	2.9	100	104	90-110	3	10	
Sulfate	mg/L	26.6	50	50	78.9	80.4	105	108	90-110	2	10	

Results presented on this page are in the units indicated by the "Units" column except where an alternate unit is presented to the right of the result.

REPORT OF LABORATORY ANALYSIS

This report shall not be reproduced, except in full,
without the written consent of Pace Analytical Services, LLC.

Pace Analytical Services, LLC
110 Technology Parkway
Peachtree Corners, GA 30092
(770)734-4200

QUALIFIERS

Project: Plant Hammond-CCR Ash Pond
Pace Project No.: 92714026

DEFINITIONS

DF - Dilution Factor, if reported, represents the factor applied to the reported data due to dilution of the sample aliquot.

ND - Not Detected at or above adjusted reporting limit.

TNTC - Too Numerous To Count

J - Estimated concentration above the adjusted method detection limit and below the adjusted reporting limit.

MDL - Adjusted Method Detection Limit.

PQL - Practical Quantitation Limit.

RL - Reporting Limit - The lowest concentration value that meets project requirements for quantitative data with known precision and bias for a specific analyte in a specific matrix.

S - Surrogate

1,2-Diphenylhydrazine decomposes to and cannot be separated from Azobenzene using Method 8270. The result for each analyte is a combined concentration.

Consistent with EPA guidelines, unrounded data are displayed and have been used to calculate % recovery and RPD values.

LCS(D) - Laboratory Control Sample (Duplicate)

MS(D) - Matrix Spike (Duplicate)

DUP - Sample Duplicate

RPD - Relative Percent Difference

NC - Not Calculable.

SG - Silica Gel - Clean-Up

U - Indicates the compound was analyzed for, but not detected.

Acid preservation may not be appropriate for 2 Chloroethylvinyl ether.

A separate vial preserved to a pH of 4-5 is recommended in SW846 Chapter 4 for the analysis of Acrolein and Acrylonitrile by EPA Method 8260.

N-Nitrosodiphenylamine decomposes and cannot be separated from Diphenylamine using Method 8270. The result reported for each analyte is a combined concentration.

Reported results are not rounded until the final step prior to reporting. Therefore, calculated parameters that are typically reported as "Total" may vary slightly from the sum of the reported component parameters.

Pace Analytical is TNI accredited. Contact your Pace PM for the current list of accredited analytes.

TNI - The NELAC Institute.

ANALYTE QUALIFIERS

M1 Matrix spike recovery exceeded QC limits. Batch accepted based on laboratory control sample (LCS) recovery.

This report shall not be reproduced, except in full,
without the written consent of Pace Analytical Services, LLC.

Pace Analytical Services, LLC
110 Technology Parkway
Peachtree Corners, GA 30092
(770)734-4200

QUALITY CONTROL DATA CROSS REFERENCE TABLE

Project: Plant Hammond-CCR Ash Pond
Pace Project No.: 92714026

Lab ID	Sample ID	QC Batch Method	QC Batch	Analytical Method	Analytical Batch
92714026001	**HAM-H+0.25**	EPA 3010A	833152	EPA 6010D	833185
92714026001	**HAM-H+0.25**	EPA 3005A	833135	EPA 6020B	833184
92714026001	**HAM-H+0.25**	SM 2540C-2015	833306		
92714026001	**HAM-H+0.25**	SM 2320B-2011	833280		
92714026001	**HAM-H+0.25**	EPA 9056A	833254		

This report shall not be reproduced, except in full,
without the written consent of Pace Analytical Services, LLC.

Pace Analytical

CHAIN-OF-CUSTODY / Analytical

The Chain-of-Custody is a LEGAL DOCUMENT. All r

WO# : 92714026

92714026

f 1

Section A Required Client Information:		Section B Required Project Information:		Section C Invoice Information:	
Company:	ARCADIS - Atlanta	Report To:	Kristen Jurinko, Noelia Gangi, Ben Hodges	Attention:	Kristen Jurinko
Address:	2839 Paces Ferry Rd	Copy To:	Warren Johnson	Company Name:	GPC
	Atlanta, GA 30339			Address:	
Email:	warren.johnson@arcadis.com	Purchase Order #:	GPC11066180	Pace Quote:	
Phone:	678.485.5298 Fax:	Project Name:	Plant Hammond/CCR Ash Pond Closure	Pace Project Manager:	Mayia.Parks@pacelabs.com,
Requested Due Date:	5 day TAT	Project #:		Pace Profile #:	12500

Regulatory Agency
State / Location
GA

SAMPLE ID
One Character per box.
(A-Z, 0-9 / , -)
Sample Ids must be unique

MATRIX CODE: Drinking Water DW; Water WT; Waste Water WW; Product P; Soil/Solid SL; Oil OL; Wipe WP; Air AR; Other OT; Tissue TS

ITEM #	SAMPLE ID	MATRIX CODE (see valid codes to left)	SAMPLE TYPE (G=GRAB C=COMP)	COLLECTED START DATE	COLLECTED START TIME	COLLECTED END DATE	COLLECTED END TIME	SAMPLE TEMP AT COLLECTION	# OF CONTAINERS	Preservatives: Unpreserved	H2SO4	HNO3	HCl	NaOH	Na2S2O3	Methanol	Other	Analyses Test Y/N	Alkalinity (Total /B/Carb)	CL, F, SO4	TDS	App III Metals - B, Ca	App IV Metals - Co only	App IV Metals - Mo only	App IV Metals - Co, Mo	Metals - Mg, Na, K	Residual Chlorine (Y/N)
1	HAM-H+0.25	WS	G	2/16/24	1212				3	X		X							X	X	X	X			X	X	
2																											
3																											
4																											
5																											
6																											
7																											
8																											
9																											
10																											
11																											

ADDITIONAL COMMENTS	RELINQUISHED BY / AFFILIATION	DATE	TIME	ACCEPTED BY / AFFILIATION	DATE	TIME	SAMPLE CONDITIONS
CCR App III[1] - Boron, Calcium, Chloride, Floride, Sulfate, TDS	/Arcadis	2/16/24	1555	/Pace	2/16/24	1555	
Major Ions - Mg, Na, K, total alkalinity, bicarbonate alkalinity							
HAM-CSURF-ASSMT-2024S1							

SAMPLER NAME AND SIGNATURE				
PRINT Name of SAMPLER:				
SIGNATURE of SAMPLER:		DATE Signed: 2-16-24		

TEMP in C	Received on Ice (Y/N)	Custody Sealed Cooler (Y/N)	Samples Intact (Y/N)

DC#_Title: ENV-FRM-HUN1-0083 v03_Sample Condition Upon Receipt

Effective Date: 12/01/2023

Laboratory receiving samples:

Asheville ☐ Eden ☐ Greenwood ☐ Huntersville ☐ Raleigh ☐ Mechar... ☐

WO#: 92714026

Sample Condition Upon Receipt

Client Name: Arcadis

Project #:

PM: MP Due Date: 02/26/24

CLIENT: GA-ArcadAtl

Courier: ☐ Commercial ☐ Fed Ex ☐ UPS ☐ USPS ☒ Client ☒ Pace 2/16/24 SH ☐ Other:____

Custody Seal Present? ☒ Yes ☐ No Seals Intact? ☒ Yes ☐ No ☐ N/A

Date/Initials Person Examining Contents: 2/16/24 SH

Packing Material: ☒ Bubble Wrap ☐ Bubble Bags ☐ None ☐ Other

Biological Tissue Frozen? ☐ Yes ☐ No ☐ N/A

Thermometer: ☒ IR Gun ID: 230

Type of Ice: ☒ Wet ☐ Blue ☐ None

Cooler Temp: 3.0 Correction Factor: Add/Subtract (°C) +0.1

Temp should be above freezing to 6°C

☐ Samples out of temp criteria. Samples on ice, cooling process has begun

Cooler Temp Corrected (°C): 3.1

USDA Regulated Soil (☐ N/A, water sample)

Did samples originate in a quarantine zone within the United States: CA, NY, or SC (check maps)? ☐ Yes ☐ No

Did samples originate from a foreign source (internationally, including Hawaii and Puerto Rico)? ☐ Yes ☐ No

				Comments/Discrepancy:
Chain of Custody Present?	☒ Yes	☐ No	☐ N/A	1.
Samples Arrived within Hold Time?	☒ Yes	☐ No	☐ N/A	2.
Short Hold Time Analysis (<72 hr.)?	☒ Yes	☐ No	☐ N/A	3.
Rush Turn Around Time Requested?	☐ Yes	☒ No	☐ N/A	4.
Sufficient Volume?	☒ Yes	☐ No	☐ N/A	5.
Correct Containers Used?	☒ Yes	☐ No	☐ N/A	6.
-Pace Containers Used?	☒ Yes	☐ No	☐ N/A	
Containers Intact?	☒ Yes	☐ No	☐ N/A	7.
Dissolved analysis: Samples Field Filtered?	☒ Yes	☐ No	☐ N/A	8.
Sample Labels Match COC? -Includes Date/Time/ID/Analysis Matrix: W	☒ Yes	☐ No	☐ N/A	9.
Headspace in VOA Vials (>5-6mm)?	☐ Yes	☐ No	☒ N/A	10.
Trip Blank Present?	☐ Yes	☐ No	☒ N/A	11.
Trip Blank Custody Seals Present?	☐ Yes	☐ No	☒ N/A	

Field Data Required? ☐ Yes ☐ No

COMMENTS/SAMPLE DISCREPANCY

Lot ID of split containers:

CLIENT NOTIFICATION/RESOLUTION

Person contacted: Date/Time:

Project Manager SCURF Review: Date:

Project Manager SRF Review: Date:

*Check mark top half of box if pH and/or dechlorination is verified and within the acceptance range for preservation samples.

Exceptions: VOA, Coliform, TOC, Oil and Grease, DRO/8015 (water) DOC, LLHg

**Bottom half of box is to list number of bottles

***Check all unpreserved Nitrates for chlorine

Project # WO#: 92714026

Due Date: 02/26/24

PM: MP

CLIENT: GA-ArcadAtl

Item#	BP4U-125 mL Plastic Unpreserved (N/A) (Cl-)	BP3U-250 mL Plastic Unpreserved (N/A)	BP2U-500 mL Plastic Unpreserved (N/A)	BP1U-1 liter Plastic Unpreserved (N/A)	BP4S-125 mL Plastic H2SO4 (pH < 2) (Cl-)	BP3N-250 mL plastic HNO3 (pH < 2)	BP4Z-125 mL Plastic ZN Acetate & NaOH (>9)	BP4B-125 mL Plastic NaOH (pH > 12) (Cl-)	WGFU-Wide-mouthed Glass jar Unpreserved	AG1U-1 liter Amber Unpreserved (N/A) (Cl-)	AG1H-1 liter Amber HCl (pH < 2)	AG3U-250 mL Amber Unpreserved (N/A) (Cl-)	AG1S-1 liter Amber H2SO4 (pH < 2)	AG3S-250 mL Amber H2SO4 (pH < 2)	DG94-40 mL Amber NH4Cl (N/A)(Cl-)	DG9H-40 mL VOA HCl (N/A)	VG9T-40 mL VOA Na2S2O3 (N/A)	VG9U-40 mL VOA Unpreserved (N/A)	DG9V-40 mL VOA H3PO4 (N/A)	KP7U-50 mL Plastic Unpreserved (N/A)	V/GK (3 vials per kit)-VPH/Gas kit (N/A)	SP5T-125 mL Sterile Plastic (N/A – lab)	SP2T-250 mL Sterile Plastic (N/A – lab)		BP3R-250 mL Plastic (NH2)2SO4 (9.3-9.7)	AG0U-100 mL Amber Unpreserved (N/A) (Cl-)	VSGU-20 mL Scintillation vials (N/A)	DG9U-40 mL Amber Unpreserved vials (N/A)
1			2			1																							
2																													
3																													
4																													
5																													
6																													
7																													
8																													
9																													
10																													
11																													
12																													

pH Adjustment Log for Preserved Samples

Sample ID	Type of Preservative	pH upon receipt	Date preservation adjusted	Time preservation adjusted	Amount of Preservative added	Lot #

Note: Whenever there is a discrepancy affecting North Carolina compliance samples, a copy of this form will be sent to the North Carolina DENR Certification Office (i.e. Out of hold, incorrect preservative, out of temp, incorrect containers.

VALIDATION REPORTS

Geosyntec consultants

180A Market Place Boulevard
Knoxville, TN 37922
PH 865.330.0037
www.geosyntec.com

Memorandum

Date:	17 May 2024
To:	Caroline Nelson
	Christine Hug
From:	Ashley Wilson
CC:	Kristoffer Henderson
Subject:	**Stage 2A Data Validation - Level II Data Deliverables – Pace Analytical Project Services, Project Numbers: 92713556 Revision 1 and 92714158 Revision 1**

SITE: Plant Hammond AP-1

INTRODUCTION

This report summarizes the findings of the Stage 2A data validation of twenty-three aqueous samples, three field duplicates, three field blanks and three equipment blanks, collected 13-16 February 2024, as part of the Plant Hammond sampling event.

The samples were analyzed at Pace Analytical Services – Peachtree Corners, Peachtree Corners, Georgia, for the following analytical tests:

- Metals by United States (US) Environmental Protection Agency (EPA) Methods 3005A/6020B
- Metals by US EPA Method 3010A/6010D
- Mercury by US EPA Method 7470A
- Total Dissolved Solids (TDS) by Standard Method (SM) 2540C-2015

The samples were analyzed at Pace Analytical Services - Asheville, Asheville, North Carolina, for the following analytical tests:

- Anions (chloride, fluoride and sulfate) by US EPA Method 300.0 Rev 2.1 1993
- Alkalinity as CaCO3 (total, bicarbonate and carbonate) by SM 2320B-2011
- Sulfide by SM 4500-S2D-2011

EXECUTIVE SUMMARY

Overall, based on this Stage 2A data validation covering the quality control (QC) parameters listed below and based on the information provided, the data as qualified are usable for

supporting project objectives. The qualified data should be used within the limitations of the qualifications. If there are results with two or more different qualifications due to multiple QC failures, the final qualification is reconciled in the electronic data deliverable (EDD) with qualifications.

The data were reviewed based on the pertinent methods referenced in the laboratory reports, professional and technical judgment, and the following documents:

- US EPA Region IV Data Validation Standard Operating Procedures (US EPA Region IV, September 2011);
- USEPA National Functional Guidelines for Inorganic Superfund Methods Data Review, November 2020 (EPA 542-R-20-006); and
- American National Standard, Verification and Validation of Radiological Data for use in Waste Management and Environmental Remediation, February 15, 2012 (ANSI/ANS- 41.5-2012).

The following samples were analyzed and reported in the laboratory report:

Laboratory IDs	Client IDs
92713556001	HAM-HGWA-1
92713556002	HAM-HGWA-2
92713556003	HAM-HGWA-3
92713556004	HAM-HGWA-43D
92713556005	HAM-HGWA-44D
92713556006	HAM-UGRD-FD-01
92713556007	HAM-UGRD-EB-01
92713556008	HAM-UGRD-FB-01
92714158001	HAM-HGWC-7
92714158002	HAM-HGWC-8
92714158003	HAM-MW-6
92714158004	HAM-MW-7
92714158005	HAM-MW-20
92714158006	HAM-MW-28D
92714158007	HAM-MW-29
92714158008	HAM-AP1-EB-01

Laboratory IDs	Client IDs
92714158009	HAM-AP1-FB-01
92714158010	HAM-AP1-FD-01
92714158011	HAM-HGWC-09
92714158012	HAM-HGWC-10
92714158013	HAM-HGWC-11
92714158014	HAM-HGWC-12
92714158015	HAM-MW-5
92714158016	HAM-MW-19
92714158017	HAM-MW-24D
92714158018	HAM-MW-25D
92714158019	HAM-MW-26D
92714158020	HAM-AP1-FD-02
92714158021	HAM-AP1-EB-02
92714158022	HAM-AP1-FB-02
92714158023	HAM-HGWC-13
92714158024	HAM-MW-27D

The chain of custody (COC) indicates the samples were received between 0-6 ºC. No preservation issues were noted by the laboratory.

Radium 226/228 was requested on the COC. However, this data was reported separately.

Laboratory reports 92713556 and 92714158 were revised on May 8, 2024, to update the reporting limit (RL) for arsenic. The revised reports were identified as 92713556 Revision 1 and 92714158 Revision 1, respectively.

1.0 METALS

The samples were analyzed for metals by US EPA methods 3005A/6020B and 3010A/6010D.

The areas of data review are listed below. A leading check mark (✓) indicates an area of review in which the data were acceptable. A preceding crossed circle (⊗) signifies areas where issues were raised during the course of the validation review and should be considered to determine any impact on data quality and usability.

✓ Overall Assessment
✓ Holding Time
✓ Method Blank
✓ Matrix Spike/Matrix Spike Duplicate
✓ Laboratory Control Sample
⊗ Equipment Blank
✓ Field Blank
✓ Field Duplicate
✓ Sensitivity

1.1 Overall Assessment

The metals data reported in this data package are considered usable for supporting project objectives. The results are considered valid; the analytical completeness defined as the ratio of the number of valid analytical results (valid analytical results include values qualified as estimated) to the total number of analytical results requested on samples submitted for this analysis, for this dataset is 100%.

1.2 Holding Time

The holding time for the metals analysis of a water sample is 180 days from sample collection to analysis. The holding times were met for the sample analyses.

1.3 Method Blank

Method blanks were analyzed at the proper frequency for the number and types of samples analyzed (one per batch of 20 samples). The metals were not detected in the method blanks at or above the method detection limits (MDLs).

1.4 Matrix Spike/Matrix Spike Duplicate (MS/MSD)

MS/MSDs were analyzed at the proper frequency for the number and types of samples analyzed (one per batch of 20 samples). Sample set specific MS/MSD pairs were reported for metals by US EPA methods 6020B and 6010D, using samples HAM-HGWA-1, HAM-HGWA-44D, HAM-MW-25D and HAM-AP1-FD-02. The recovery and relative percent difference (RPD) results were within the laboratory specified acceptance criteria, with the following exceptions.

One or both recoveries of calcium, magnesium and sodium in the MS/MSD pair using sample HAM-HGWA-1 were low and outside of laboratory specified acceptance criteria. Since the calcium, magnesium and sodium concentrations in sample HAM-HGWA-1 were greater than four times the spiked concentrations, no qualifications were applied to the data based on the MS/MSD recovery results.

The recoveries of calcium and sodium in the MS/MSD pair using sample HAM-MW-25D were high or low and outside of laboratory specified acceptance criteria. Since the calcium and sodium concentrations in sample HAM-MW-25D were greater than four times the spiked concentrations, no qualifications were applied to the data based on the MS/MSD recovery results.

Batch MS/MSDs were also reported for both methods. Since these were batch QC, the results do not affect the samples in this data set and qualifications were not applied to the data.

1.5 Laboratory Control Sample (LCS)

LCSs were analyzed at the proper frequency for the number and types of samples analyzed (one per batch of 20 samples). The recovery results were within the laboratory specified acceptance criteria.

1.6 Equipment Blank

Three equipment blanks were collected with the sample set, HAM-UGRD-EB-01, HAM-AP1-EB-01 and HAM-AP1-EB-02. Metals were not detected in the equipment blanks at or above the MDLs, with the following exception.

Calcium (0.26 mg/L) was detected at an estimated concentration greater than the MDL and less than the RL in HAM-AP1-EB-01. Since calcium was detected in the associated samples at concentrations greater than ten times the blank contamination, no qualifications were applied to the data.

Antimony (0.00064 mg/L) and boron (0.019 mg/L) were detected at estimated concentrations greater than the MDLs and less than the RLs in HAM-AP1-EB-02. Therefore, the concentrations of boron in samples HAM-HGWC-10, HAM-MW-20, HAM-MW-27D and HAM-MW-5 were J

qualified as estimated and the estimated concentration of boron in sample HAM-MW-7 was U qualified as not detected at or above the RL.

Sample ID	Compound	Laboratory Result (mg/L)	Laboratory Flag	Validation Result (mg/L)	Validation Qualifier*	Reason Code**
HAM-HGWC-10	Boron	0.089	NA	0.089	J+	BEL
HAM-MW-27D	Boron	0.12	NA	0.12	J+	BEL
HAM-MW-5	Boron	0.046	NA	0.046	J+	BEL

mg/L- milligram per liter
NA-not applicable
* Validation qualifiers are defined in Attachment 1 at the end of this report
**Reason codes are defined in Attachment 2 at the end of this report

1.7 Field Blank

Three field blanks were collected with the sample set, HAM-UGRD-FB-01, HAM-AP1-FB-01 and HAM-AP1-FB-02. Metals were not detected in the field blanks at or above the MDLs.

1.8 Field Duplicate

Three field duplicate samples were collected with the sample set, HAM-UGRD-FD-01, HAM-AP1-FD-01 and HAM-AP1-FD-02. Acceptable precision (RPD < 30%) was demonstrated between the field duplicate and the original samples, HAM-HGWA-44D, HAM-MW-29 and HAM-HGWC-12, respectively, with the following exception.

The iron RPD for field duplicate pair HAM-AP1-FD-01/HAM-MW-29 was greater than 30%. Therefore, the concentrations of iron in this field duplicate pair were J qualified as estimated.

Sample	Analyte	Laboratory Result (mg/L)	Laboratory Flag	RPD	Validation Result (mg/L)	Validation Qualifier	Reason Code
HAM-AP1-FD-01	Iron	0.095	NA	39	0.095	J	RPDF1
HAM-MW-29	Iron	0.064	NA		0.064	J	RPDF1

mg/L-milligram per liter
NA-not applicable

1.9 Sensitivity

The samples were reported to the MDLs. Elevated non-detect results were not reported.

2.0 MERCURY

The samples were analyzed for mercury by US EPA method 7470A.

The areas of data review are listed below. A leading check mark (✓) indicates an area of review in which the data were acceptable. A preceding crossed circle (⊗) signifies areas where issues were raised during the course of the validation review and should be considered to determine any impact on data quality and usability.

- ✓ Overall Assessment
- ✓ Holding Time
- ✓ Method Blank
- ✓ Matrix Spike/Matrix Spike Duplicate
- ✓ Laboratory Control Sample
- ✓ Equipment Blank
- ✓ Field Blank
- ✓ Field Duplicate
- ✓ Sensitivity

2.1 Overall Assessment

The mercury data reported in this data package are considered usable for meeting project objectives. The results are considered valid; the analytical completeness defined as the ratio of the number of valid analytical results (valid analytical results include values qualified as estimated) to the total number of analytical results requested on samples submitted for this analysis, for this dataset is 100%.

2.2 Holding Time

The holding time for the mercury analysis of a water sample is 28 days from sample collection to analysis. The holding times were met for the sample analyses.

2.3 Method Blank

Method blanks were analyzed at the proper frequency for the number and types of samples analyzed (one per batch of 20 samples). Mercury was not detected in the method blank at or above the MDL.

2.4 Matrix Spike/Matrix Spike Duplicate

MS/MSDs were analyzed at the proper frequency for the number and types of samples analyzed (one per batch of 20 samples).

Two sample set specific MS/MSD pairs were reported, using samples HAM-HGWA-2 and HAM-HGWC-7. The recovery and RPD results were within laboratory specified acceptance criteria.

Batch MS/MSDs were also reported for mercury. Since these were batch QC, the results do not affect the samples in this data set and qualifications were not applied to the data.

2.5 Laboratory Control Sample

LCSs were analyzed at the proper frequency for the number and types of samples analyzed (one per batch of 20 samples). The recovery results were within the laboratory specified acceptance criteria.

2.6 Equipment Blank

Three equipment blanks were collected with the sample set, HAM-UGRD-EB-01, HAM-AP1-EB-01 and HAM-AP1-EB-02. Mercury was not detected in the equipment blanks at or above the MDLs.

2.7 Field Blank

Three field blanks were collected with the sample set, HAM-UGRD-FB-01, HAM-AP1-FB-01 and HAM-AP1-FB-02. Mercury not detected in the field blanks at or above the MDLs.

2.8 Field Duplicate

Three field duplicate samples were collected with the sample set, HAM-UGRD-FD-01, HAM-AP1-FD-01 and HAM-AP1-FD-02. Acceptable precision (RPD < 30%) was demonstrated between the field duplicate and the original samples, HAM-HGWA-44D, HAM-MW-29 and HAM-HGWC-12, respectively, with the following exception.

Mercury was detected in field duplicate HAM-AP1-FD-01 and not detected in sample HAM-MW-29. Since the difference between the results were within the RL of each other, no qualifications were applied to the data.

2.9 Sensitivity

The samples were reported to the MDL. Elevated non-detect results were not reported.

3.0 WET CHEMISTRY

The samples were analyzed for chloride, fluoride and sulfate by US EPA method 300.0 Rev 2.1 1993, TDS by SM 2540C-2015, alkalinity as CaCO3 (total, bicarbonate and carbonate) by SM 2320B-2011 and sulfide by SM 4500-S2D-2011.

The areas of data review are listed below. A leading check mark (✓) indicates an area of review in which the data were acceptable. A preceding crossed circle (⊗) signifies areas where issues

were raised during the course of the validation review and should be considered to determine any impact on data quality and usability.

- ✓ Overall Assessment
- ✓ Holding Times
- ✓ Method Blank
- ⊗ Matrix Spike/Matrix Spike Duplicate
- ✓ Laboratory Control Sample
- ⊗ Laboratory Duplicate
- ⊗ Equipment Blank
- ⊗ Field Blank
- ✓ Field Duplicate
- ✓ Sensitivity

3.1 Overall Assessment

The wet chemistry data reported in this data package are considered usable for supporting project objectives. The results are considered valid; the analytical completeness defined as the ratio of the number of valid analytical results (valid analytical results include values qualified as estimated) to the total number of analytical results requested on samples submitted for these analyses, for this dataset is 100%.

3.2 Holding Times

The holding times for water samples are listed below. The holding times were met for the sample analyses.

Analysis	Holding Time
Anions (fluoride, chloride and sulfate)	28 days from collection to analysis
TDS	7 days from collection to analysis
Alkalinity	14 days from collection to analysis
Sulfide	28 days from collection to analysis

3.3 Method Blank

Method blanks were analyzed at the proper frequency for the number and types of samples analyzed (one per batch of 20 samples). The wet chemistry parameters were not detected in the method blanks at or above the MDLs.

3.4 Matrix Spike/Matrix Spike Duplicate

MS/MSDs were analyzed at the proper frequency for the number and types of samples analyzed (one per batch of 20 samples). Three sample set specific MS/MSD pairs were reported for chloride, fluoride and sulfate using samples HAM-HGWA-1, HAM-AP1-FD-01 and HAM-AP1-FD-02.

Three sample set specific MS/MSD pairs were reported for sulfide using samples HAM-HGWA-1, HAM-AP1-FD-01 and HAM-MW-25D. The recovery and RPD results were within the laboratory specified acceptance criteria, with the following exceptions.

The recoveries of fluoride in the MS/MSD pair using sample HAM-HGWA-1 were high and outside of laboratory specified acceptance criteria. Therefore, the estimated concentration of fluoride in sample HAM-HGWA-1 was J qualified as estimated.

One or both recoveries of chloride and sulfate in the MS/MSD pair using sample HAM-AP1-FD-01 were low and outside of laboratory specified acceptance criteria. Therefore, the concentrations of chloride and sulfate in sample HAM-AP1-FD-01 were J- qualified as estimated with a low bias.

The recoveries of sulfate in the MS/MSD pair using sample HAM-HGWA-1 were low and outside of laboratory specified acceptance criteria. Therefore, the concentration of sulfate in sample HAM-HGWA-1 was J- qualified as estimated with a low bias.

The RPD of sulfide in the MS/MSD pair using sample HAM-HGWA-1 was high and outside of laboratory specified acceptance criteria. Since sulfide was not detected in sample HAM-HGWA-1, no qualifications were applied to the data.

Batch MS/MSD pairs were also reported. Since these were batch QC, the results do not affect the samples in this data set and qualifications were not applied to the data.

Sample ID	Compound	Laboratory Result (mg/L)	Laboratory Flag	Validation Result (mg/L)	Validation Qualifier	Reason Code
HAM-HGWA-1	Fluoride	0.071	J,M1	0.071	J	MS1
HAM-AP1-FD-01	Sulfate	146	M1	146	J-	MS1
HAM-AP1-FD-01	Chloride	56.3	M1	56.3	J-	MS1
HAM-HGWA-1	Sulfate	50.4	M1	50.4	J-	MS1

mg/L- milligram per liter
J-the result is less than RL but greater than the MDL and the concentration is an approximate value
M1-Matrix spike recovery exceeded QC limits

3.5 Laboratory Control Sample

LCSs were analyzed at the proper frequency for the number and types of samples analyzed (one per batch of 20 samples). The recovery results were within the laboratory specified acceptance criteria.

3.6 Laboratory Duplicate

Four laboratory duplicates were reported for TDS using samples HAM-HGWA-1, HAM-HGWC-8, HAM-MW-25D and HAM-MW-27D. The RPD results were within the laboratory specified acceptance criteria, with the following exception.

The RPD of TDS in the laboratory duplicate pair using sample HAM-MW-27D was high and outside of laboratory specified acceptance criteria. Therefore, the TDS concentration for sample HAM-MW-27D was J qualified as estimated.

Batch laboratory duplicates were also reported for TDS. Since these were batch QC, the results do not affect the samples in this data set and qualifications were not applied to the data.

Sample ID	Compound	Laboratory Result (mg/L)	Laboratory Flag	Validation Result (mg/L)	Validation Qualifier	Reason Code
HAM-MW-27D	Total Dissolved Solids	348	D6	348	J	LD1

mg/L- milligram per liter

D6-Sample was diluted due to the presence of high levels of non-target analytes or other matrix interference

3.7 Equipment Blank

Three equipment blanks were collected with the sample set, HAM-UGRD-EB-01, HAM-AP1-EB-01 and HAM-AP1-EB-02. The wet chemistry parameters were not detected in the equipment blank at or above the MDLs, with the following exceptions.

TDS (205 mg/L and 61.0 mg/L) was detected in HAM-AP1-EB-01 and HAM-AP1-EB-02, respectively, at concentrations greater than the RL. Therefore, the concentrations of TDS in samples HAM-AP1-FD-01, HAM-HGWC-10, HAM-HGWC-11, HAM-HGWC-7, HAM-HGWC-8, HAM-MW-19, HAM-MW-20, HAM-MW-24D, HAM-MW-25D, HAM-MW-27D, HAM-MW-28D, HAM-MW-29, HAM-MW-5 and HAM-MW-6 were J+ qualified as estimated with a high bias. The concentration in sample HAM-MW-7 was U qualified as not detected at or above the equipment blank concentration.

Sample ID	Compound	Laboratory Result (mg/L)	Laboratory Flag	Validation Result (mg/L)	Validation Qualifier	Reason Code
HAM-AP1-FD-01	Total Dissolved Solids	545	NA	545	J+	BEH
HAM-HGWC-10	Total Dissolved Solids	229	NA	229	J+	BEH
HAM-HGWC-11	Total Dissolved Solids	491	NA	491	J+	BEH
HAM-HGWC-7	Total Dissolved Solids	440	NA	440	J+	BEH
HAM-HGWC-8	Total Dissolved Solids	407	NA	407	J+	BEH
HAM-MW-19	Total Dissolved Solids	402	NA	402	J+	BEH

Sample ID	Compound	Laboratory Result (mg/L)	Laboratory Flag	Validation Result (mg/L)	Validation Qualifier	Reason Code
HAM-MW-20	Total Dissolved Solids	459	NA	459	J+	BEH
HAM-MW-24D	Total Dissolved Solids	343	NA	343	J+	BEH
HAM-MW-25D	Total Dissolved Solids	334	NA	334	J+	BEH
HAM-MW-27D	Total Dissolved Solids	348	D6	348	J	BEH
HAM-MW-28D	Total Dissolved Solids	356	NA	356	J+	BEH
HAM-MW-29	Total Dissolved Solids	612	NA	612	J+	BEH
HAM-MW-5	Total Dissolved Solids	328	NA	328	J+	BEH
HAM-MW-6	Total Dissolved Solids	633	NA	633	J+	BEH
HAM-MW-7	Total Dissolved Solids	113	NA	113	U	BEH

mg/L- milligram per liter
NA-not applicable
D6-Sample was diluted due to the presence of high levels of non-target analytes or other matrix interference

3.8 Field Blank

Three field blanks were collected with the sample set, HAM-UGRD-FB-01, HAM-AP1-FB-01 and HAM-AP1-FB-02. The wet chemistry parameters were not detected in the field blank at or above the MDLs, with the following exception.

TDS (34.0 mg/L) was detected in HAM-AP1-FB-02 at a concentration greater than the RL. Due to a higher concentration in the equipment blank, HAM-AP1-EB-01, qualifications were applied based on the equipment blank contamination. Therefore, based on professional and technical judgment, no additional qualifications were applied to the data.

3.9 Field Duplicate

Three field duplicate samples were collected with the sample set, HAM-UGRD-FD-01, HAM-AP1-FD-01 and HAM-AP1-FD-02. Acceptable precision (RPD < 30%) was demonstrated between the field duplicate and the original samples, HAM-HGWA-44D, HAM-MW-29 and HAM-HGWC-12, respectively.

3.10 Sensitivity

The samples were reported to the MDLs. Elevated non-detect results were not reported.

---

* * * * *

ATTACHMENT 1
DATA VALIDATION QUALIFIER DEFINITIONS
AND INTERPRETATION KEY
Assigned by Geosyntec's Data Validation Team

DATA QUALIFIER DEFINITIONS

U The analyte was analyzed for but was not detected at or above the reported sample quantitation limit. Upon application of the U qualifier to a reported result, the definition changes to "not detected at or above the reported result".

J The analyte was positively identified; the associated numerical value is the approximate concentration of the analyte in the sample.

J+ The analyte was positively identified; however, the associated numerical value is likely to be higher than the concentration of the analyte in the sample due to positive bias of associated QC or calibration data or attributable to matrix interference.

J- The analyte was positively identified; however, the associated numerical value is likely to be lower than the concentration of the analyte in the sample due to negative bias of associated QC or calibration data or attributable to matrix interference.

UJ The analyte was not detected above the reported sample quantitation limit. However, the reported quantitation limit is approximate and may or may not represent the actual limit of quantitation necessary to accurately and precisely measure the analyte in the sample.

R The sample results are rejected due to serious deficiencies in the ability to analyze the sample and meet quality control criteria. The presence or absence of the analyte cannot be verified.

ATTACHMENT 2
DATA VALIDATION REASON CODES
Assigned by Geosyntec's Data Validation Team

DQM Reason Code	Description
AB1	> Samples in batch
AB2	QC sample missing
AB3	Batch analysis time exceeded
BAH	Contamination detected in the Ambient Blank greater than or equal to the Quantitation Limit.
BAL	Contamination detected in the Ambient Blank less than the Quantitation Limit.
BC	Calibration blank contamination
BC1	assoc. result < RL
BC2	assoc. result > RL < mult.
BC3	assoc. result > RL > mult.
BEH	Contamination detected in the Equipment Blank greater than or equal to the Quantitation Limit.
BEL	Contamination detected in the Equipment Blank less than the Quantitation Limit.
BF	Field blank contamination
BF1	assoc. result < RL
BF2	assoc. result > RL < mult.
BF3	assoc. result > RL > mult.
BFH	Contamination detected in the Field Blank greater than or equal to the Quantitation Limit.
BFL	Contamination detected in the Field Blank less than the Quantitation Limit.
BL	Laboratory blank contamination
BL1	assoc. result < RL
BL2	assoc. result > RL < mult.
BL3	assoc. result > RL > mult.
BLH	Contamination detected in the Lab Blank greater than or equal to the Quantitation Limit.
BLL	Contamination detected in the Lab Blank less than the Quantitation Limit.
BT	Trip blank contamination
BT1	assoc. result < RL
BT2	assoc. result > RL < mult.
BT3	assoc. result > RL > mult.
BTH	Contamination detected in the Trip Blank greater than or equal to the Quantitation Limit.
BTL	Contamination detected in the Trip Blank less than the Quantitation Limit.
CA1	Column difference
CC1	CCV %D
CC2	CCV %R
CC3	CCV RRF
CI1	IC RSD
CI2	IC RRF
CR1	Calibration range

DQM Reason Code	Description
CV1	ICV or CCV %D
CV2	ICV or CCV %R
CV3	ICV CCV RRF
DF1	Dilution Factor > 1
DL	Dilution Factor > 1
DVT1	The Dissolved Result > Total Result and the absolute difference > the AD_MULTIPLIER_CL * Detection Limit
DVT2	The Dissolved Result > Total Result and the absolute difference > AD_MULTIPLIER_UCO * Detection Limit
DVT3	The Dissolved Result > Total Result and the relative percent difference (RPD) > RPD_CL
DVT4	The Dissolved Result > Total Result and the relative percent difference (RPD) > RPD_UCO
ER1	MDL=<RESULT<RL (INORGANIC)
ER2	MDL=<RESULT<RL (ORGANIC)
FBC1	BLANK CONTAMINATION
FBC2	RESULT < BLANK * MULTIPLIER
FBC3	RESULT > BLANK * MULTIPLIER
FD1	Field duplicate RPD
FD2	Field duplicate abs. diff.
GHT1	GROSS_QUALIFIER_HIT
GHT2	GROSS_QUALIFIER_NON_DETECT
HP1	Hydrocarbon pattern
HT1	Holding time samp. to preservation
HT2	Holding time samp. to analysis
HT3	Holding time gros. samp. to pres.
HT4	Holding time gros. samp. to analysis
IS1	Internal standard
LBC1	BLANK CONTAMINATION
LBC2	RESULT < BLANK * MULTIPLIER
LBC3	RESULT > BLANK * MULTIPLIER
LD1	Lab duplicate RPD
LD2	Lab duplicate abs. diff.
LS1	LS %R
LS2	LS RPD
MS1	MS %R
MS2	MS RPD
MS3	Parent >4x spike
MS4	Spike diluted out

DQM Reason Code	Description
NP1	Non-Preferred Result
NR1	NUMERIC RESULTS
OT1	Other quality issue
PS1	BETWEEN CONTROL AND WARNING LIMITS
PS2	INVALID
PS3	LESS THAN LOWER CONTROL LIMIT
PS4	LESS THAN LOWER WARNING LIMIT
PT1	The preservative for this test id does not match the required preservative in RT_HOLDING_TIME.
RDL1	EXCEEDS REQUIRED DETECTION LIMIT
RL1	ND > project limit
RO1	Other rad. issue
RPD1	LCS/LCSD
RPD2	LCS/LCSD_NON_DETECT
RPD3	MS/MSD
RPD4	MS/MSD_NON_DETECT
RPD5	Orig/Dup
RPD6	Orig/Dup_NON_DETECT
RPDF1	FIELD DUPLICATE
RPDF2	FIELD DUPLICATE NON_DETECT
RQ1	Rad. quantitation issue
RR1	Repeated result same method
RR2	Repeated result diff. method
RSD1	RSD exceeds CL for LCS sample
RSD2	RSD exceeds CL for MS sample
RSD3	RSD exceeds CL for Lab sample
RSD4	RSD exceeds CL for Field sample
RY1	Tracer or carrier
SD1	Serial dilution
SO1	High moisture
SO2	Wet weight
SP1	Preservation, temp
SP2	Preservation, pH
SP3	Preservation, headspace
SPR1	BLANK SPIKE > UCL
SPR10	EarthSoft.DQM.SpikeRecovery2
SPR11	EarthSoft.DQM.SpikeRecovery2
SPR12	EarthSoft.DQM.SpikeRecovery2
SPR2	INORGANIC SPIKE > UCL

DQM Reason Code	Description
SPR3	ORGANIC SPIKE > UCL
SPR4	LCL > BLANK > LOW_CUTOFF
SPR5	LCL > INORG > LOW_CUTOFF
SPR6	LCL > ORG > LOW_CUTOFF
SPR7	BLANK SPIKE < LOW_CUTOFF
SPR8	INORGANIC SPIKE < LOW_CUTOFF
SPR9	ORGANIC SPIKE < LOW_CUTOFF
SU	Surrogate outlier
SU1	Surrogate
SU2	Surrogate diluted out
SURR1	ASSO. DETECTS OF LCL > REC > LOW_CUTOFF
SURR10	EarthSoft.DQM.SurrogateRecovery
SURR11	EarthSoft.DQM.SurrogateRecovery
SURR12	EarthSoft.DQM.SurrogateRecovery
SURR2	ASSO. DETECTS OF REC < LOW_CUTOFF
SURR3	ASSO. DETECTS OF REC > UCL
SURR4	ASSO. NDS OF LCL > REC > LOW_CUTOFF
SURR5	ASSO. NDS OF REC < LOW_CUTOFF
SURR6	ASSO. NDS OF REC > UCL
SURR7	LCL > REC > LOW_CUTOFF
SURR8	REC < LOW_CUTOFF
SURR9	REC > UCL
TBC1	BLANK CONTAMINATION
TBC2	RESULT < BLANK * MULTIPLIER
TBC3	RESULT > BLANK * MULTIPLIER
TR	Trace Detection
TR1	Trace detection
TRA1	Tracer is outside of UCL or LCL
TRA2	Associated result of a tracer less than the LCL
TRA3	Associated detect result of a tracer greater than the UCL
VC1	Canister vacuum
VC2	Canister contamination
VSU1	INVALID SAMPLE UNIT TYPE
VSU2	MISSING SAMPLE UNIT TYPE
VSU3	NON-DEFAULT RESULT UNIT

Geosyntec consultants

180A Market Place Boulevard
Knoxville, TN 37922
PH 865.330.0037
www.geosyntec.com

Memorandum

Date: 23 May 2024

To: Whitney Law

From: Ashley Wilson

CC: Kristoffer Henderson

Subject: Stage 2A Data Validation - Level II Data Deliverables – Pace Analytical Services, LLC Project Numbers 92713558 and 92714165 Revision 2

SITE: Plant Hammond AP-1

INTRODUCTION

This report summarizes the findings of the Stage 2A data validation of twenty-three aqueous samples, three field duplicate samples, three field blanks, and three equipment blanks, collected 13-16 February 2024, as part of the Plant Hammond AP on-site sampling event.

The samples were analyzed at Pace Analytical Services, LLC, Greensburg, Pennsylvania, for the following analytical tests:

- Radium-226 by United States (US) Environmental Protection Agency (EPA) Method 9315
- Radium-228 by US EPA Method 9320
- Total Radium by Calculation

EXECUTIVE SUMMARY

Overall, based on this Stage 2A data validation covering the quality control (QC) parameters listed below and based on the information provided, the data as qualified are usable for supporting project objectives. The qualified data should be used within the limitations of the qualifications. If there are results with two or more different qualifications due to multiple QC failures, the final qualification is reconciled in the electronic data deliverable (EDD) with qualifications.

The data were reviewed based on the pertinent methods referenced in the laboratory reports, professional and technical judgment, and the following documents:

- US EPA Region IV Data Validation Standard Operating Procedures (US EPA Region IV, September 2011);
- USEPA National Functional Guidelines for Inorganic Superfund Methods Data Review, November 2020 (EPA 542-R-20-006); and

- American National Standard, Verification and Validation of Radiological Data for use in Waste Management and Environmental Remediation, February 15, 2012 (ANSI/ANS-41.5-2012).

The following samples were analyzed and reported in the laboratory reports:

Laboratory IDs	Client IDs
92713558001	HAM-HGWA-1
92713558002	HAM-HGWA-2
92713558003	HAM-HGWA-3
92713558004	HAM-HGWA-43D
92713558005	HAM-HGWA-44D
92713558006	HAM-UGRD-FD-01
92713558007	HAM-UGRD-EB-01
92713558008	HAM-UGRD-FB-01
92714165001	HAM-HGWC-7
92714165002	HAM-HGWC-8
92714165003	HAM-MW-6
92714165004	HAM-MW-7
92714165005	HAM-MW-20
92714165006	HAM-MW-28D
92714165007	HAM-MW-29
92714165008	HAM-AP1-EB-01

Laboratory IDs	Client IDs
92714165009	HAM-AP1-FB-01
92714165010	HAM-AP1-FD-01
92714165011	HAM-HGWC-09
92714165012	HAM-HGWC-10
92714165013	HAM-HGWC-11
92714165014	HAM-HGWC-12
92714165015	HAM-MW-5
92714165016	HAM-MW-19
92714165017	HAM-MW-24D
92714165018	HAM-MW-25D
92714165019	HAM-MW-26D
92714165020	HAM-AP1-FD-02
92714165021	HAM-AP1-EB-02
92714165022	HAM-AP1-FB-02
92714165023	HAM-HGWC-13
92714165024	HAM-MW-27D

The samples were received within 0-6 degrees Celsius (ºC). No sample preservation issues were noted by the laboratory.

Laboratory report 92714165 was revised on March 26, 2024 to update sample 024 Sample ID. The revised report was identified as 92714165 Revision 1. It was revised again on April 15, 2024, to correct the collection date for HAM-HGWC-13 and HAM-MW-27D. The revised report was then identified as 92714165 Revision 2.

1.0 RADIOCHEMISTRY

The samples were analyzed for radium-226 by US EPA method 9315, radium-228 by US EPA method 9320 and total radium by calculation.

The areas of data review are listed below. A leading check mark (✓) indicates an area of review in which the data were acceptable. A preceding crossed circle (⊗) signifies areas where issues were raised during the course of the validation review and should be considered to determine any impact on data quality and usability.

✓ Overall Assessment
✓ Holding Times

- ✓ Method Blank
- ✓ Matrix Spike/Matrix Spike Duplicate
- ⊗ Laboratory Control Sample
- ✓ Laboratory Duplicate
- ✓ Tracers and Carriers
- ✓ Equipment Blank
- ✓ Field Blank
- ✓ Field Duplicate
- ✓ Sensitivity
- ✓ Electronic Data Deliverables Review

1.1 Overall Assessment

The radium-226 and radium-228 data reported in this data set are considered usable for supporting project objectives. The results are considered valid; the analytical completeness defined as the ratio of the number of valid analytical results (valid analytical results include values qualified as estimated) to the total number of analytical results requested on samples submitted for this analysis, for this data set is 100%.

1.1.1 Analysis Anomaly

92713558: Total radium was reported at the minimum detectable concentration (MDC) for radium-226 and total radium-228 was detected greater than the MDC in sample HAM-HGWA-43D. Since total radium is calculated from radium-226 and radium-228, and radium-226 was greater than the MDC, and based on professional and technical judgment, the total radium concentrations for this sample was reported with no qualifications.

92714165: Total radium was reported at the minimum detectable concentration (MDC) for radium-226 and total radium-228 was detected greater than the MDC in sample HAM-HGWC-11. Since total radium is calculated from radium-226 and radium-228, and radium-226 was greater than the MDC, and based on professional and technical judgment, the total radium concentrations for this sample was reported with no qualifications.

Sample ID	Compound	Laboratory Result (pCi/L)	Laboratory Flag	Validation Result (pCi/L)	Validation Qualifier*	Reason Code**
HAM-HGWA-43D	Combined Radium 226 + 228	0.860	U	0.860	NA	RO1
HAM-HGWC-11	Combined Radium 226 + 228	0.819	U	0.819	NA	RO1

pCi/L-picocuries per liter
U-not detected at or above the MDC
NA-not applicable
* Validation qualifiers are defined in Attachment 1 at the end of this report
**Reason codes are defined in Attachment 2 at the end of this report

1.2 Holding Times

The holding times for the radium-226 and radium-228 analyses of a water sample are 180 days from sample collection to analysis. The holding times were met for the sample analyses.

1.3 Method Blank

Method blanks were analyzed at the proper frequency for the number and types of samples analyzed (one per batch of 20 samples). Radium-226 and radium-228 were not detected in the method blanks at or above the minimum detectable concentrations (MDCs).

1.4 Matrix Spike/Matrix Spike Duplicate (MS/MSD)

MS/MSD pairs were not reported with the data.

1.5 Laboratory Control Sample (LCS)

LCSs were analyzed at the proper frequency for the number and types of samples analyzed (one per batch of 20 samples). The recovery and replicate error ratio (RER) [1 sigma (1σ)] results were within the laboratory specified acceptance criteria, with the following exception.

92714165: The RPD of radium-228 in the LCS/LCSD pair in batch 650438 was outside of laboratory specified acceptance criteria and the mean difference (MD) was above 3σ. Therefore, the concentrations of radium-228 and combined radium in sample HAM-HGWC-11 were J qualified as estimated.

Sample ID	Compound	Laboratory Result (pCi/L)	Laboratory Flag	Validation Result (pCi/L)	Validation Qualifier	Reason Code
HAM-HGWC-11	Radium-228	0.776	NA	0.776	J	RPD1
HAM-HGWC-11	Combined Radium 226 + 228	0.819	U	0.819	J	RPD1

pCi/L-picocuries per liter
NA-not applicable
* Validation qualifiers are defined in Attachment 1 at the end of this report
**Reason codes are defined in Attachment 2 at the end of this report

1.6 Laboratory Duplicate

Two sample set specific laboratory duplicates were reported for radium-226 using sample HAM-UGRD-FB-01 and HAM-AP1-FD-02. The relative percent differences (RPDs) were within the laboratory specified acceptance criteria.

One batch laboratory duplicate was reported for radium-226. Since these were batch QC, the results do not affect the samples in this data set and qualifications were not applied to the data.

1.7 Tracers and Carriers

Carriers were reported for the radium-226 and radium-228 analyses and a tracer was reported for the radium-228 analyses. The recovery results were within the laboratory specified acceptance criteria.

1.8 Equipment Blank

Three equipment blanks, HAM-UGRD-EB-01, HAM-AP1-EB-01 and HAM-AP1-EB-02, were collected with the sample set. Radium-226 and radium-228 were not detected in the equipment blank at or above the MDCs.

1.9 Field Blank

Three field blanks, HAM-UGRD-FB-01, HAM-AP1-FB-01 and HAM-AP1-FB-02, were collected with the sample set. Radium-226 and radium-228 were not detected in the field blank at or above the MDCs.

1.10 Field Duplicate

Three field duplicate samples were collected with the sample set, HAM-UGRD-FD-01, HAM-AP1-FD-01 and HAM-AP1-FD-02. Acceptable precision (RER (1σ) < 3) was demonstrated between the field duplicates and the original samples, HAM-HGWA-44D, HAM-MW-29 and HAM-HGWC-12, respectively.

However, radium-228 and combined radium-226 and radium-228 were detected in sample HAM-HGWA-44D at a concentration greater than the MDA and not detected in field duplicate sample HAM-UGRD-FD-01, resulting in noncalculable RPDs. Since the RERs were less than three, no qualifications were applied to the data.

1.11 Sensitivity

The samples were reported to the MDCs. No elevated non-detect results were reported.

1.12 Electronic Data Deliverable (EDD) Review

The results and sample IDs in the EDD were reviewed against the information provided by the associated level II report at a minimum of 20% as part of the data validation process. No discrepancies were identified between the level II report and the EDD.

---

* * * * *

ATTACHMENT 1
DATA VALIDATION QUALIFIER DEFINITIONS AND INTERPRETATION KEY
Assigned by Geosyntec's Data Validation Team

DATA QUALIFIER DEFINITIONS

U The analyte was analyzed for but was not detected above the reported sample quantitation limit. Upon application of the U qualifier to a reported result, the definition changes to "not detected at or above the reported result."

J The analyte was positively identified; the associated numerical value is the approximate concentration of the analyte in the sample.

J+ The analyte was positively identified; however, the associated numerical value is likely to be higher than the concentration of the analyte in the sample due to positive bias of associated QC or calibration data or attributable to matrix interference.

J- The analyte was positively identified; however, the associated numerical value is likely to be lower than the concentration of the analyte in the sample due to negative bias of associated QC or calibration data or attributable to matrix interference.

UJ The analyte was not detected above the reported sample quantitation limit. However, the reported quantitation limit is approximate and may or may not represent the actual limit of quantitation necessary to accurately and precisely measure the analyte in the sample.

R The sample results are rejected due to serious deficiencies in the ability to analyze the sample and meet quality control criteria. The presence or absence of the analyte cannot be verified.

ATTACHMENT 2
DATA VALIDATION REASON CODES
Assigned by Geosyntec's Data Validation Team

DQM Reason Code	Description
AB1	> Samples in batch
AB2	QC sample missing
AB3	Batch analysis time exceeded
BAH	Contamination detected in the Ambient Blank greater than or equal to the Quantitation Limit.
BAL	Contamination detected in the Ambient Blank less than the Quantitation Limit.
BC	Calibration blank contamination
BC1	assoc. result < RL
BC2	assoc. result > RL < mult.
BC3	assoc. result > RL > mult.
BEH	Contamination detected in the Equipment Blank greater than or equal to the Quantitation Limit.
BEL	Contamination detected in the Equipment Blank less than the Quantitation Limit.
BF	Field blank contamination
BF1	assoc. result < RL
BF2	assoc. result > RL < mult.
BF3	assoc. result > RL > mult.
BFH	Contamination detected in the Field Blank greater than or equal to the Quantitation Limit.
BFL	Contamination detected in the Field Blank less than the Quantitation Limit.
BL	Laboratory blank contamination
BL1	assoc. result < RL
BL2	assoc. result > RL < mult.

DQM Reason Code	Description
BL3	assoc. result > RL > mult.
BLH	Contamination detected in the Lab Blank greater than or equal to the Quantitation Limit.
BLL	Contamination detected in the Lab Blank less than the Quantitation Limit.
BT	Trip blank contamination
BT1	assoc. result < RL
BT2	assoc. result > RL < mult.
BT3	assoc. result > RL > mult.
BTH	Contamination detected in the Trip Blank greater than or equal to the Quantitation Limit.
BTL	Contamination detected in the Trip Blank less than the Quantitation Limit.
CA1	Column difference
CC1	CCV %D
CC2	CCV %R
CC3	CCV RRF
CI1	IC RSD
CI2	IC RRF
CR1	Calibration range
CV1	ICV or CCV %D
CV2	ICV or CCV %R
CV3	ICV CCV RRF
DF1	Dilution Factor > 1
DL	Dilution Factor > 1

DQM Reason Code	Description
DVT1	The Dissolved Result > Total Result and the absolute difference > the AD_MULTIPLIER_CL * Detection Limit
DVT2	The Dissolved Result > Total Result and the absolute difference > AD_MULTIPLIER_UCO * Detection Limit
DVT3	The Dissolved Result > Total Result and the relative percent difference (RPD) > RPD_CL
DVT4	The Dissolved Result > Total Result and the relative percent difference (RPD) > RPD_UCO
ER1	MDL=<RESULT<RL (INORGANIC)
ER2	MDL=<RESULT<RL (ORGANIC)
FBC1	BLANK CONTAMINATION
FBC2	RESULT < BLANK * MULTIPLIER
FBC3	RESULT > BLANK * MULTIPLIER
FD1	Field duplicate RPD
FD2	Field duplicate abs. diff.
GHT1	GROSS_QUALIFIER_HIT
GHT2	GROSS_QUALIFIER_NON_DETECT
HP1	Hydrocarbon pattern
HT1	Holding time samp. to preservation
HT2	Holding time samp. to analysis
HT3	Holding time gros. samp. to pres.
HT4	Holding time gros. samp. to analysis
IS1	Internal standard
LBC1	BLANK CONTAMINATION

DQM Reason Code	Description
LBC2	RESULT < BLANK * MULTIPLIER
LBC3	RESULT > BLANK * MULTIPLIER
LD1	Lab duplicate RPD
LD2	Lab duplicate abs. diff.
LS1	LS %R
LS2	LS RPD
MS1	MS %R
MS2	MS RPD
MS3	Parent >4x spike
MS4	Spike diluted out
NP1	Non-Preferred Result
NR1	NUMERIC RESULTS
OT1	Other quality issue
PS1	BETWEEN CONTROL AND WARNING LIMITS
PS2	INVALID
PS3	LESS THAN LOWER CONTROL LIMIT
PS4	LESS THAN LOWER WARNING LIMIT
PT1	The preservative for this test id does not match the required preservative in RT_HOLDING_TIME.
RDL1	EXCEEDS REQUIRED DETECTION LIMIT
RL1	ND > project limit
RO1	Other rad. issue
RPD1	LCS/LCSD
RPD2	LCS/LCSD_NON_DETECT
RPD3	MS/MSD
RPD4	MS/MSD_NON_DETECT

DQM Reason Code	Description
RPD5	Orig/Dup
RPD6	Orig/Dup_NON_DETECT
RPDF1	FIELD DUPLICATE
RPDF2	FIELD DUPLICATE NON_DETECT
RQ1	Rad. quantitation issue
RR1	Repeated result same method
RR2	Repeated result diff. method
RSD1	RSD exceeds CL for LCS sample
RSD2	RSD exceeds CL for MS sample
RSD3	RSD exceeds CL for Lab sample
RSD4	RSD exceeds CL for Field sample
RY1	Tracer or carrier
SD1	Serial dilution
SO1	High moisture
SO2	Wet weight
SP1	Preservation, temp
SP2	Preservation, pH
SP3	Preservation, headspace
SPR1	BLANK SPIKE > UCL
SPR10	EarthSoft.DQM.SpikeRecovery2
SPR11	EarthSoft.DQM.SpikeRecovery2
SPR12	EarthSoft.DQM.SpikeRecovery2
SPR2	INORGANIC SPIKE > UCL
SPR3	ORGANIC SPIKE > UCL
SPR4	LCL > BLANK > LOW_CUTOFF
SPR5	LCL > INORG > LOW_CUTOFF
SPR6	LCL > ORG > LOW_CUTOFF
SPR7	BLANK SPIKE < LOW_CUTOFF

DQM Reason Code	Description
SPR8	INORGANIC SPIKE < LOW_CUTOFF
SPR9	ORGANIC SPIKE < LOW_CUTOFF
SU	Surrogate outlier
SU1	Surrogate
SU2	Surrogate diluted out
SURR1	ASSO. DETECTS OF LCL > REC > LOW_CUTOFF
SURR10	EarthSoft.DQM.SurrogateRecovery
SURR11	EarthSoft.DQM.SurrogateRecovery
SURR12	EarthSoft.DQM.SurrogateRecovery
SURR2	ASSO. DETECTS OF REC < LOW_CUTOFF
SURR3	ASSO. DETECTS OF REC > UCL
SURR4	ASSO. NDS OF LCL > REC > LOW_CUTOFF
SURR5	ASSO. NDS OF REC < LOW_CUTOFF
SURR6	ASSO. NDS OF REC > UCL
SURR7	LCL > REC > LOW_CUTOFF
SURR8	REC < LOW_CUTOFF
SURR9	REC > UCL
TBC1	BLANK CONTAMINATION
TBC2	RESULT < BLANK * MULTIPLIER
TBC3	RESULT > BLANK * MULTIPLIER
TR	Trace Detection
TR1	Trace detection
TRA1	Tracer is outside of UCL or LCL
TRA2	Associated result of a tracer less than the LCL
TRA3	Associated detect result of a tracer greater than the UCL
VC1	Canister vacuum
VC2	Canister contamination

DQM Reason Code	Description
VSU1	INVALID SAMPLE UNIT TYPE
VSU2	MISSING SAMPLE UNIT TYPE

DQM Reason Code	Description
VSU3	NON-DEFAULT RESULT UNIT

AD-Absolute Difference
CCV-Continuous Calibration Verification
CL-Control Limit
%D-Percent Difference
IC-Initial Calibration
ICV-Initial Calibration Verification
INORG-Inorganic
LCL-Lower Control Limit
LCS-Laboratory Control Spike
LCSD-Laboratory Control Spike Duplicate
LS-Laboratory Spike
MDL-Method Detection Limit
MS-Matrix Spike
MSD-Matrix Spike Duplicate
ND-Not Detected
ORG-Organic
QC-Quality Control
%R-Percent Recovery
REC-Recovery
RL-Reporting Limit
RPD-Relative Percent Difference
RRF-Relative Response Factor
RSD-Relative Standard Deviation
UCL-Upper Control Limit
UCO-Upper Cut Off

FIELD SAMPLING REPORTS

Low-Flow Test Report:

Test Date / Time: 2/13/2024 12:57:39 PM
Project: GP-Plant Hammond
Operator Name: Jamie Newsome

Location Name: HGWA-1 **Latitude: 34.256433919104055** **Longitude: -85.34424464226267** **Well Diameter: 2 in** **Casing Type: PVC** **Screen Length: 10 ft** **Top of Screen: 22.49 ft** **Total Depth: 32.49 ft** **Initial Depth to Water: 14.39ft**	**Pump Type: Bladder** **Tubing Type: Poly** **Pump Intake From TOC: 27.49 ft** **Estimated Total Volume Pumped: 34 liter** **Flow Cell Volume: 90 ml** **Final Flow Rate: 100 ml/min** **Final Draw Down: -0.56 ft**	**Instrument Used: Aqua TROLL 400** **Serial Number: 968202**

Test Notes:
Seven bottles; Full App III and IV and Major Ions

Weather Conditions:
Clear, 60 degrees F

Low-Flow Readings:

Date Time	Elapsed Time	pH	Temperature	Specific Conductivity	RDO Concentration	Turbidity	ORP	Depth to Water	Flow
		+/- 0.1	+/- 0.5	+/- 5 %	+/- 0.2	+/- 5	+/- 10	+/- 0.3	
2/13/2024 12:57 PM	00:00	7.07 pH	16.78 °C	645.62 µS/cm	7.46 mg/L	7.45 NTU	66.0 mV	14.38 ft	100.00 ml/min
2/13/2024 1:02 PM	05:00	7.07 pH	16.82 °C	651.00 µS/cm	7.48 mg/L	2.55 NTU	56.9 mV	14.38 ft	100.00 ml/min
2/13/2024 1:07 PM	10:00	7.06 pH	16.86 °C	650.81 µS/cm	6.98 mg/L	3.24 NTU	67.9 mV	14.38 ft	100.00 ml/min
2/13/2024 1:12 PM	15:00	7.07 pH	17.00 °C	647.36 µS/cm	6.59 mg/L	1.87 NTU	56.1 mV	14.83 ft	100.00 ml/min
2/13/2024 1:17 PM	20:00	7.06 pH	17.10 °C	652.83 µS/cm	3.39 mg/L	1.96 NTU	69.0 mV	14.83 ft	100.00 ml/min
2/13/2024 1:22 PM	25:00	7.07 pH	17.12 °C	650.24 µS/cm	1.65 mg/L	1.45 NTU	59.7 mV	14.83 ft	100.00 ml/min
2/13/2024 1:27 PM	30:00	7.06 pH	17.17 °C	651.15 µS/cm	6.15 mg/L	1.20 NTU	59.1 mV	14.92 ft	100.00 ml/min
2/13/2024 1:32 PM	35:00	7.06 pH	17.16 °C	650.80 µS/cm	6.37 mg/L	1.40 NTU	59.3 mV	14.92 ft	100.00 ml/min
2/13/2024 1:37 PM	40:00	7.05 pH	16.99 °C	648.49 µS/cm	6.29 mg/L	1.71 NTU	74.7 mV	14.95 ft	100.00 ml/min
2/13/2024 1:42 PM	45:00	7.07 pH	16.91 °C	649.61 µS/cm	6.11 mg/L	1.47 NTU	72.5 mV	14.95 ft	100.00 ml/min
2/13/2024 1:47 PM	50:00	7.05 pH	16.75 °C	651.68 µS/cm	5.83 mg/L	1.12 NTU	75.0 mV	14.95 ft	100.00 ml/min
2/13/2024 1:52 PM	55:00	7.06 pH	16.91 °C	646.34 µS/cm	5.57 mg/L	1.81 NTU	72.1 mV	14.95 ft	100.00 ml/min

2/13/2024 1:57 PM	01:00:00	7.04 pH	16.91 °C	649.15 µS/cm	5.23 mg/L	1.08 NTU	74.8 mV	14.95 ft	100.00 ml/min
2/13/2024 2:02 PM	01:05:00	7.06 pH	16.76 °C	650.75 µS/cm	5.24 mg/L	1.71 NTU	73.4 mV	14.95 ft	100.00 ml/min
2/13/2024 2:07 PM	01:10:00	7.05 pH	16.78 °C	648.87 µS/cm	6.98 mg/L	1.39 NTU	70.8 mV	14.95 ft	100.00 ml/min
2/13/2024 2:12 PM	01:15:00	7.04 pH	16.90 °C	648.63 µS/cm	7.14 mg/L	1.15 NTU	69.5 mV	14.95 ft	100.00 ml/min
2/13/2024 2:17 PM	01:20:00	7.06 pH	16.69 °C	647.19 µS/cm	6.93 mg/L	0.99 NTU	66.1 mV	14.95 ft	100.00 ml/min
2/13/2024 2:22 PM	01:25:00	7.04 pH	16.77 °C	648.84 µS/cm	6.64 mg/L	1.03 NTU	64.6 mV	14.95 ft	100.00 ml/min
2/13/2024 2:27 PM	01:30:00	7.05 pH	16.91 °C	647.38 µS/cm	6.36 mg/L	1.11 NTU	63.3 mV	14.95 ft	100.00 ml/min
2/13/2024 2:32 PM	01:35:00	7.05 pH	16.82 °C	644.57 µS/cm	6.06 mg/L	1.59 NTU	63.8 mV	14.95 ft	100.00 ml/min
2/13/2024 2:37 PM	01:40:00	7.06 pH	16.91 °C	647.70 µS/cm	6.32 mg/L	1.11 NTU	62.3 mV	14.95 ft	100.00 ml/min
2/13/2024 2:42 PM	01:45:00	7.06 pH	16.70 °C	649.51 µS/cm	6.08 mg/L	0.95 NTU	49.6 mV	14.95 ft	100.00 ml/min
2/13/2024 2:47 PM	01:50:00	7.07 pH	16.71 °C	647.00 µS/cm	6.01 mg/L	1.04 NTU	57.5 mV	14.95 ft	100.00 ml/min
2/13/2024 2:52 PM	01:55:00	7.05 pH	17.00 °C	637.29 µS/cm	5.61 mg/L	1.07 NTU	55.5 mV	14.95 ft	100.00 ml/min
2/13/2024 2:57 PM	02:00:00	7.05 pH	17.30 °C	639.30 µS/cm	5.33 mg/L	0.83 NTU	51.7 mV	14.95 ft	100.00 ml/min
2/13/2024 3:02 PM	02:05:00	7.04 pH	17.40 °C	634.47 µS/cm	5.07 mg/L	0.84 NTU	50.1 mV	14.95 ft	100.00 ml/min
2/13/2024 3:07 PM	02:10:00	7.05 pH	17.75 °C	636.34 µS/cm	4.79 mg/L	0.90 NTU	48.4 mV	14.95 ft	100.00 ml/min
2/13/2024 3:12 PM	02:15:00	7.05 pH	17.65 °C	639.95 µS/cm	4.51 mg/L	0.75 NTU	49.5 mV	14.95 ft	100.00 ml/min
2/13/2024 3:17 PM	02:20:00	7.04 pH	17.76 °C	639.72 µS/cm	4.22 mg/L	1.11 NTU	50.3 mV	14.95 ft	100.00 ml/min
2/13/2024 3:22 PM	02:25:00	7.04 pH	18.07 °C	636.83 µS/cm	3.95 mg/L	0.81 NTU	47.4 mV	14.95 ft	100.00 ml/min
2/13/2024 3:27 PM	02:30:00	7.05 pH	17.98 °C	635.30 µS/cm	3.75 mg/L	1.15 NTU	46.3 mV	14.95 ft	100.00 ml/min
2/13/2024 3:32 PM	02:35:00	7.04 pH	17.94 °C	635.55 µS/cm	3.56 mg/L	0.93 NTU	39.4 mV	14.95 ft	100.00 ml/min
2/13/2024 3:37 PM	02:40:00	7.04 pH	17.90 °C	635.73 µS/cm	3.35 mg/L	0.97 NTU	47.2 mV	14.95 ft	100.00 ml/min
2/13/2024 3:42 PM	02:45:00	7.04 pH	18.04 °C	634.90 µS/cm	3.14 mg/L	0.94 NTU	45.9 mV	14.95 ft	100.00 ml/min
2/13/2024 3:47 PM	02:50:00	7.04 pH	17.98 °C	637.31 µS/cm	1.91 mg/L	0.79 NTU	44.8 mV	14.95 ft	100.00 ml/min
2/13/2024 3:52 PM	02:55:00	6.78 pH	18.03 °C	634.61 µS/cm	1.79 mg/L	1.00 NTU	43.8 mV	14.95 ft	100.00 ml/min
2/13/2024 3:57 PM	03:00:00	7.05 pH	17.50 °C	639.26 µS/cm	3.71 mg/L	0.89 NTU	37.1 mV	14.95 ft	100.00 ml/min
2/13/2024 4:02 PM	03:05:00	7.04 pH	17.48 °C	642.22 µS/cm	5.18 mg/L	0.96 NTU	37.2 mV	14.95 ft	100.00 ml/min
2/13/2024 4:07 PM	03:10:00	7.04 pH	17.37 °C	642.20 µS/cm	1.76 mg/L	0.84 NTU	38.4 mV	14.95 ft	100.00 ml/min
2/13/2024 4:12 PM	03:15:00	7.05 pH	17.36 °C	650.99 µS/cm	2.87 mg/L	1.10 NTU	35.0 mV	14.95 ft	100.00 ml/min
2/13/2024 4:17 PM	03:20:00	7.05 pH	17.13 °C	644.47 µS/cm	2.75 mg/L	0.84 NTU	35.5 mV	14.95 ft	100.00 ml/min

2/13/2024 4:22 PM	03:25:00	7.06 pH	17.00 °C	642.12 µS/cm	2.37 mg/L	0.98 NTU	36.3 mV	14.95 ft	100.00 ml/min
2/13/2024 4:27 PM	03:30:00	7.04 pH	17.02 °C	641.14 µS/cm	2.71 mg/L	0.63 NTU	30.7 mV	14.95 ft	100.00 ml/min
2/13/2024 4:32 PM	03:35:00	7.04 pH	17.27 °C	665.65 µS/cm	2.66 mg/L	0.89 NTU	30.1 mV	14.95 ft	100.00 ml/min
2/13/2024 4:37 PM	03:40:00	7.05 pH	17.00 °C	642.56 µS/cm	1.98 mg/L	0.96 NTU	27.9 mV	14.95 ft	100.00 ml/min
2/13/2024 4:42 PM	03:45:00	7.12 pH	16.77 °C	642.67 µS/cm	3.20 mg/L	1.09 NTU	30.0 mV	14.95 ft	100.00 ml/min
2/13/2024 4:47 PM	03:50:00	7.02 pH	16.77 °C	639.12 µS/cm	4.50 mg/L	0.79 NTU	28.4 mV	14.95 ft	100.00 ml/min
2/13/2024 4:52 PM	03:55:00	7.06 pH	16.77 °C	639.65 µS/cm	3.87 mg/L	0.93 NTU	24.9 mV	14.95 ft	100.00 ml/min
2/13/2024 4:57 PM	04:00:00	7.04 pH	16.79 °C	642.52 µS/cm	2.28 mg/L	0.78 NTU	25.2 mV	14.95 ft	100.00 ml/min
2/13/2024 5:02 PM	04:05:00	7.06 pH	16.80 °C	640.68 µS/cm	4.50 mg/L	0.77 NTU	21.3 mV	14.95 ft	100.00 ml/min
2/13/2024 5:07 PM	04:10:00	7.06 pH	16.75 °C	641.64 µS/cm	3.33 mg/L	0.81 NTU	21.2 mV	14.95 ft	100.00 ml/min
2/13/2024 5:12 PM	04:15:00	7.05 pH	16.64 °C	640.72 µS/cm	4.07 mg/L	0.77 NTU	22.7 mV	14.95 ft	100.00 ml/min
2/13/2024 5:17 PM	04:20:00	6.97 pH	16.64 °C	640.14 µS/cm	2.18 mg/L	1.17 NTU	22.5 mV	14.95 ft	100.00 ml/min
2/13/2024 5:22 PM	04:25:00	7.05 pH	16.56 °C	641.60 µS/cm	4.42 mg/L	0.75 NTU	21.5 mV	14.95 ft	100.00 ml/min
2/13/2024 5:27 PM	04:30:00	7.06 pH	16.57 °C	639.39 µS/cm	2.11 mg/L	0.81 NTU	21.4 mV	14.95 ft	100.00 ml/min
2/13/2024 5:32 PM	04:35:00	7.08 pH	16.51 °C	639.12 µS/cm	2.35 mg/L	1.75 NTU	21.0 mV	14.95 ft	100.00 ml/min
2/13/2024 5:37 PM	04:40:00	6.93 pH	16.42 °C	641.67 µS/cm	1.50 mg/L	1.97 NTU	22.4 mV	14.95 ft	100.00 ml/min
2/13/2024 5:42 PM	04:45:00	7.19 pH	16.52 °C	639.45 µS/cm	1.87 mg/L	2.14 NTU	22.9 mV	14.95 ft	100.00 ml/min
2/13/2024 5:47 PM	04:50:00	7.07 pH	16.48 °C	640.83 µS/cm	1.25 mg/L	1.52 NTU	21.9 mV	14.95 ft	100.00 ml/min
2/13/2024 5:52 PM	04:55:00	7.01 pH	16.46 °C	638.32 µS/cm	1.31 mg/L	1.16 NTU	22.5 mV	14.95 ft	100.00 ml/min
2/13/2024 5:57 PM	05:00:00	7.09 pH	16.45 °C	639.79 µS/cm	4.06 mg/L	1.38 NTU	21.5 mV	14.95 ft	100.00 ml/min
2/13/2024 6:02 PM	05:05:00	6.79 pH	16.38 °C	638.49 µS/cm	1.17 mg/L	1.16 NTU	22.6 mV	14.95 ft	100.00 ml/min
2/13/2024 6:07 PM	05:10:00	7.00 pH	16.36 °C	634.24 µS/cm	1.08 mg/L	1.14 NTU	20.9 mV	14.95 ft	100.00 ml/min
2/13/2024 6:12 PM	05:15:00	7.06 pH	16.34 °C	637.11 µS/cm	3.94 mg/L	0.82 NTU	18.2 mV	14.95 ft	100.00 ml/min
2/13/2024 6:17 PM	05:20:00	7.02 pH	16.30 °C	631.22 µS/cm	2.04 mg/L	0.86 NTU	18.5 mV	14.95 ft	100.00 ml/min
2/13/2024 6:22 PM	05:25:00	7.06 pH	16.29 °C	637.40 µS/cm	2.21 mg/L	1.07 NTU	19.1 mV	14.95 ft	100.00 ml/min
2/13/2024 6:27 PM	05:30:00	7.06 pH	16.24 °C	635.47 µS/cm	1.16 mg/L	0.81 NTU	18.1 mV	14.95 ft	100.00 ml/min
2/13/2024 6:32 PM	05:35:00	6.97 pH	16.25 °C	635.47 µS/cm	1.10 mg/L	1.17 NTU	18.1 mV	14.95 ft	100.00 ml/min
2/13/2024 6:37 PM	05:40:00	7.06 pH	16.22 °C	635.33 µS/cm	1.14 mg/L	1.01 NTU	15.2 mV	14.95 ft	100.00 ml/min

Samples

Sample ID:	Description:
HAM-HGWA-1	Grab.

Created using VuSitu from In-Situ, Inc.

Low-Flow Test Report:

Test Date / Time: 2/13/2024 2:30:00 PM
Project: GP-Plant Hammond
Operator Name: Connor Cain

Location Name: HGWA-2 **Latitude: 34.254757245103136** **Longitude: -85.34727017403146** **Well Diameter: 2 in** **Casing Type: PVC** **Screen Length: 10 ft** **Top of Screen: 17.95 ft** **Total Depth: 27.95 ft** **Initial Depth to Water: 14.06 ft**	**Pump Type: Bladder** **Tubing Type: Poly** **Pump Intake From TOC: 22.95 ft** **Estimated Total Volume Pumped: 11 liter** **Flow Cell Volume: 90 ml** **Final Flow Rate: 200 ml/min** **Final Draw Down: 0.04 ft**	**Instrument Used: Aqua TROLL 400** **Serial Number: 850767**

Test Notes:
Seven bottles; Full App III and IV and Major Ions

Weather Conditions:
Sunny, 54 degrees F

Low-Flow Readings:

Date Time	Elapsed Time	pH	Temperature	Specific Conductivity	RDO Concentration	Turbidity	ORP	Depth to Water	Flow
		+/- 0.1	+/- 0.5	+/- 5 %	+/- 0.2	+/- 5	+/- 10	+/- 0.3	
2/13/2024 2:30 PM	00:00	6.04 pH	17.92 °C	338.75 µS/cm	4.68 mg/L	46.30 NTU	80.4 mV	14.10 ft	200.00 ml/min
2/13/2024 2:35 PM	05:00	5.82 pH	17.64 °C	332.00 µS/cm	3.58 mg/L	25.30 NTU	56.1 mV	14.10 ft	200.00 ml/min
2/13/2024 2:40 PM	10:00	5.74 pH	17.64 °C	328.43 µS/cm	2.96 mg/L	17.40 NTU	44.4 mV	14.10 ft	200.00 ml/min
2/13/2024 2:45 PM	15:00	5.67 pH	17.61 °C	322.15 µS/cm	2.56 mg/L	11.00 NTU	36.8 mV	14.10 ft	200.00 ml/min
2/13/2024 2:50 PM	20:00	5.63 pH	17.63 °C	319.57 µS/cm	2.30 mg/L	7.97 NTU	31.6 mV	14.10 ft	200.00 ml/min
2/13/2024 2:55 PM	25:00	5.58 pH	17.62 °C	314.11 µS/cm	2.05 mg/L	5.86 NTU	27.1 mV	14.10 ft	200.00 ml/min
2/13/2024 3:00 PM	30:00	5.57 pH	17.32 °C	317.69 µS/cm	1.89 mg/L	5.22 NTU	23.5 mV	14.10 ft	200.00 ml/min
2/13/2024 3:05 PM	35:00	5.54 pH	17.11 °C	315.93 µS/cm	1.74 mg/L	4.75 NTU	21.2 mV	14.10 ft	200.00 ml/min
2/13/2024 3:10 PM	40:00	5.54 pH	17.08 °C	315.34 µS/cm	1.63 mg/L	3.61 NTU	19.1 mV	14.10 ft	200.00 ml/min
2/13/2024 3:15 PM	45:00	5.51 pH	17.00 °C	314.34 µS/cm	1.51 mg/L	3.43 NTU	17.5 mV	14.10 ft	200.00 ml/min
2/13/2024 3:20 PM	50:00	5.50 pH	16.93 °C	312.68 µS/cm	1.43 mg/L	2.99 NTU	14.9 mV	14.10 ft	200.00 ml/min
2/13/2024 3:25 PM	55:00	5.49 pH	16.92 °C	310.63 µS/cm	1.31 mg/L	2.81 NTU	13.2 mV	14.10 ft	200.00 ml/min

Samples

Sample ID:	Description:
HAM-HGWA-2	Grab.

Low-Flow Test Report:

Test Date / Time: 2/13/2024 1:23:04 PM
Project: GP-Plant Hammond
Operator Name: Connor Cain

Location Name: HGWA-3 **Latitude: 34.254616722496465** **Longitude: -85.34735751346251** **Well Diameter: 2 in** **Casing Type: PVC** **Screen Length: 10 ft** **Top of Screen: 34.51 ft** **Total Depth: 44.51 ft** **Initial Depth to Water: 13.6 ft**	**Pump Type: Bladder** **Tubing Type: Poly** **Pump Intake From TOC: 39.51 ft** **Estimated Total Volume Pumped: 6 liter** **Flow Cell Volume: 90 ml** **Final Flow Rate: 200 ml/min** **Final Draw Down: 0.02 ft**	**Instrument Used: Aqua TROLL 400** **Serial Number: 850767**

Test Notes:
Seven bottles; Full App III and IV and Major Ions

Weather Conditions:
Sunny, 53 degrees F

Low-Flow Readings:

Date Time	Elapsed Time	pH	Temperature	Specific Conductivity	RDO Concentration	Turbidity	ORP	Depth to Water	Flow
		+/- 0.1	+/- 0.5	+/- 5 %	+/- 0.2	+/- 5	+/- 10	+/- 0.3	
2/13/2024 1:23 PM	00:00	6.96 pH	17.66 °C	449.93 µS/cm	1.66 mg/L	21.10 NTU	-75.7 mV	13.62 ft	200.00 ml/min
2/13/2024 1:28 PM	05:00	7.19 pH	17.40 °C	451.07 µS/cm	0.93 mg/L	11.70 NTU	-74.7 mV	13.62 ft	200.00 ml/min
2/13/2024 1:33 PM	10:00	7.27 pH	17.32 °C	451.62 µS/cm	0.47 mg/L	10.10 NTU	-105.8 mV	13.62 ft	200.00 ml/min
2/13/2024 1:38 PM	15:00	7.30 pH	17.35 °C	450.04 µS/cm	0.27 mg/L	8.47 NTU	-81.3 mV	13.62 ft	200.00 ml/min
2/13/2024 1:43 PM	20:00	7.32 pH	17.39 °C	453.96 µS/cm	0.19 mg/L	5.08 NTU	-82.2 mV	13.62 ft	200.00 ml/min
2/13/2024 1:48 PM	25:00	7.33 pH	17.39 °C	453.08 µS/cm	0.15 mg/L	5.17 NTU	-82.4 mV	13.62 ft	200.00 ml/min
2/13/2024 1:53 PM	30:00	7.35 pH	17.32 °C	452.11 µS/cm	0.13 mg/L	2.93 NTU	-82.6 mV	13.62 ft	200.00 ml/min

Samples

Sample ID:	Description:
HAM-HGWA-3	Grab.

Low-Flow Test Report:

Test Date / Time: 2/13/2024 9:49:08 AM
Project: GP-Plant Hammond
Operator Name: Jamie Newsome

Location Name: HGWA-43D **Latitude: 34.25639674536349** **Longitude: -85.34432334833345** **Well Diameter: 2 in** **Casing Type: PVC** **Screen Length: 10 ft** **Top of Screen: 51.25 ft** **Total Depth: 61.25 ft** **Initial Depth to Water: 14.69 ft**	**Pump Type: Bladder** **Tubing Type: Poly** **Pump Intake From TOC: 56.25 ft** **Estimated Total Volume Pumped: 8 liter** **Flow Cell Volume: 90 ml** **Final Flow Rate: 100 ml/min** **Final Draw Down: 1.46 ft**	**Instrument Used: Aqua TROLL 400** **Serial Number: 968202**

Test Notes:
Seven bottles; Full App III and IV and Major Ions

Weather Conditions:
Clear, 55 degrees F

Low-Flow Readings:

Date Time	Elapsed Time	pH	Temperature	Specific Conductivity	RDO Concentration	Turbidity	ORP	Depth to Water	Flow
		+/- 0.1	+/- 0.5	+/- 5 %	+/- 0.2	+/- 5	+/- 10	+/- 0.3	
2/13/2024 9:49 AM	00:00	7.49 pH	16.54 °C	493.67 µS/cm	3.98 mg/L	5.79 NTU	-92.9 mV	15.95 ft	100.00 ml/min
2/13/2024 9:54 AM	05:00	7.48 pH	16.67 °C	489.96 µS/cm	3.49 mg/L	5.59 NTU	-88.6 mV	16.07 ft	100.00 ml/min
2/13/2024 9:59 AM	10:00	7.45 pH	16.79 °C	487.62 µS/cm	3.00 mg/L	3.79 NTU	-85.2 mV	16.10 ft	100.00 ml/min
2/13/2024 10:04 AM	15:00	7.47 pH	16.82 °C	470.23 µS/cm	3.04 mg/L	3.52 NTU	-111.0 mV	16.12 ft	100.00 ml/min
2/13/2024 10:09 AM	20:00	7.49 pH	16.73 °C	479.92 µS/cm	3.12 mg/L	3.25 NTU	-107.1 mV	16.15 ft	100.00 ml/min
2/13/2024 10:14 AM	25:00	7.49 pH	16.80 °C	474.96 µS/cm	2.81 mg/L	3.15 NTU	-109.3 mV	16.15 ft	100.00 ml/min
2/13/2024 10:19 AM	30:00	7.47 pH	16.89 °C	473.52 µS/cm	2.43 mg/L	2.03 NTU	-105.2 mV	16.15 ft	100.00 ml/min
2/13/2024 10:24 AM	35:00	7.49 pH	16.91 °C	475.84 µS/cm	2.77 mg/L	3.17 NTU	-96.8 mV	16.15 ft	100.00 ml/min
2/13/2024 10:29 AM	40:00	7.48 pH	16.91 °C	468.90 µS/cm	3.30 mg/L	1.83 NTU	-100.9 mV	16.15 ft	100.00 ml/min
2/13/2024 10:34 AM	45:00	7.47 pH	16.91 °C	468.49 µS/cm	3.29 mg/L	1.78 NTU	-77.2 mV	16.15 ft	100.00 ml/min
2/13/2024 10:39 AM	50:00	7.47 pH	17.04 °C	465.19 µS/cm	2.99 mg/L	1.91 NTU	-76.7 mV	16.15 ft	100.00 ml/min
2/13/2024 10:44 AM	55:00	7.47 pH	17.05 °C	467.39 µS/cm	3.45 mg/L	1.47 NTU	-97.1 mV	16.15 ft	100.00 ml/min
2/13/2024 10:49 AM	01:00:00	7.48 pH	17.04 °C	462.51 µS/cm	2.88 mg/L	1.44 NTU	-99.5 mV	16.15 ft	100.00 ml/min

2/13/2024 10:54 AM	01:05:00	7.48 pH	17.09 °C	461.49 µS/cm	3.71 mg/L	2.62 NTU	-100.3 mV	16.15 ft	100.00 ml/min
2/13/2024 10:59 AM	01:10:00	7.47 pH	17.40 °C	457.81 µS/cm	3.54 mg/L	1.11 NTU	-97.2 mV	16.15 ft	100.00 ml/min
2/13/2024 11:04 AM	01:15:00	7.47 pH	17.72 °C	460.60 µS/cm	3.65 mg/L	1.17 NTU	-74.8 mV	16.15 ft	100.00 ml/min

Samples

Sample ID:	Description:
HAM-HGWA-43D	Grab.

Created using VuSitu from In-Situ, Inc.

Low-Flow Test Report:

Test Date / Time: 2/13/2024 9:56:10 AM
Project: GP-Plant Hammond
Operator Name: Thomas Kessler

Location Name: HGWA-44D **Well Diameter: 2 in** **Casing Type: PVC** **Screen Length: 10 ft** **Top of Screen: 103.5 ft** **Total Depth: 113.5 ft** **Initial Depth to Water: 16.34 ft**	**Pump Type: Bladder** **Tubing Type: Poly** **Pump Intake From TOC: 108.5 ft** **Estimated Total Volume Pumped: 11 liter** **Flow Cell Volume: 90 ml** **Final Flow Rate: 100 ml/min** **Final Draw Down: 3.08 ft**	**Instrument Used: Aqua TROLL 400** **Serial Number: 883530**

Test Notes:
Seven bottles; Full App III and IV and Major Ions

Weather Conditions:
Clear, 50 degrees F

Low-Flow Readings:

Date Time	Elapsed Time	pH	Temperature	Specific Conductivity	RDO Concentration	Turbidity	ORP	Depth to Water	Flow
		+/- 0.1	+/- 0.5	+/- 5 %	+/- 0.2	+/- 5	+/- 10	+/- 0.3	
2/13/2024 9:56 AM	00:00	7.44 pH	16.88 °C	625.20 µS/cm	5.77 mg/L	45.10 NTU	11.0 mV	17.18 ft	100.00 ml/min
2/13/2024 10:01 AM	05:00	7.78 pH	16.49 °C	618.64 µS/cm	3.36 mg/L	42.60 NTU	44.9 mV	16.34 ft	100.00 ml/min
2/13/2024 10:06 AM	10:00	7.85 pH	16.39 °C	618.31 µS/cm	5.25 mg/L	39.80 NTU	51.6 mV	17.52 ft	100.00 ml/min
2/13/2024 10:11 AM	15:00	7.88 pH	16.53 °C	613.57 µS/cm	2.20 mg/L	37.10 NTU	57.6 mV	17.81 ft	100.00 ml/min
2/13/2024 10:16 AM	20:00	7.87 pH	16.44 °C	611.35 µS/cm	3.42 mg/L	35.70 NTU	44.2 mV	17.90 ft	100.00 ml/min
2/13/2024 10:21 AM	25:00	7.89 pH	16.47 °C	606.78 µS/cm	5.45 mg/L	22.50 NTU	44.3 mV	18.27 ft	100.00 ml/min
2/13/2024 10:26 AM	30:00	7.90 pH	16.50 °C	604.50 µS/cm	5.04 mg/L	20.90 NTU	39.8 mV	18.43 ft	100.00 ml/min
2/13/2024 10:31 AM	35:00	7.91 pH	16.54 °C	559.53 µS/cm	5.52 mg/L	23.60 NTU	31.2 mV	18.60 ft	100.00 ml/min
2/13/2024 10:36 AM	40:00	7.91 pH	16.65 °C	603.12 µS/cm	4.87 mg/L	22.10 NTU	23.0 mV	18.90 ft	100.00 ml/min
2/13/2024 10:41 AM	45:00	7.92 pH	16.74 °C	597.94 µS/cm	2.56 mg/L	21.30 NTU	24.8 mV	18.85 ft	100.00 ml/min
2/13/2024 10:46 AM	50:00	7.92 pH	17.08 °C	599.69 µS/cm	5.69 mg/L	20.80 NTU	25.8 mV	18.90 ft	100.00 ml/min
2/13/2024 10:51 AM	55:00	7.93 pH	16.83 °C	612.72 µS/cm	0.38 mg/L	20.10 NTU	23.1 mV	18.95 ft	100.00 ml/min
2/13/2024 10:56 AM	01:00:00	7.94 pH	16.79 °C	614.58 µS/cm	0.84 mg/L	18.90 NTU	19.6 mV	18.97 ft	100.00 ml/min

2/13/2024 11:01 AM	01:05:00	7.94 pH	16.75 °C	623.69 µS/cm	0.61 mg/L	17.50 NTU	-7.1 mV	19.10 ft	100.00 ml/min
2/13/2024 11:06 AM	01:10:00	7.97 pH	16.86 °C	611.03 µS/cm	0.27 mg/L	17.31 NTU	-22.0 mV	19.15 ft	100.00 ml/min
2/13/2024 11:11 AM	01:15:00	7.97 pH	16.81 °C	599.23 µS/cm	0.52 mg/L	16.10 NTU	-47.1 mV	19.30 ft	100.00 ml/min
2/13/2024 11:16 AM	01:20:00	7.99 pH	16.49 °C	608.14 µS/cm	0.25 mg/L	15.60 NTU	-81.9 mV	19.40 ft	100.00 ml/min
2/13/2024 11:21 AM	01:25:00	8.01 pH	16.30 °C	621.74 µS/cm	0.28 mg/L	14.90 NTU	-107.9 mV	19.42 ft	100.00 ml/min
2/13/2024 11:26 AM	01:30:00	8.04 pH	16.02 °C	620.32 µS/cm	0.31 mg/L	13.20 NTU	-124.1 mV	19.42 ft	100.00 ml/min
2/13/2024 11:31 AM	01:35:00	8.06 pH	15.97 °C	619.14 µS/cm	0.71 mg/L	18.60 NTU	-136.8 mV	19.42 ft	100.00 ml/min
2/13/2024 11:36 AM	01:40:00	8.08 pH	15.96 °C	621.94 µS/cm	0.31 mg/L	12.00 NTU	-141.5 mV	19.42 ft	100.00 ml/min
2/13/2024 11:41 AM	01:45:00	8.10 pH	15.94 °C	618.93 µS/cm	0.38 mg/L	7.72 NTU	-146.7 mV	19.42 ft	100.00 ml/min
2/13/2024 11:46 AM	01:50:00	8.10 pH	15.89 °C	619.47 µS/cm	0.42 mg/L	4.84 NTU	-151.4 mV	19.42 ft	100.00 ml/min

Samples

Sample ID:	Description:
HAM-HGWA-44D	Grab.
HAM-UGRD-FD-01	Grab.

Low-Flow Test Report:

Test Date / Time: 2/14/2024 1:02:26 PM
Project: GP-Plant Hammond
Operator Name: Jamie Newsome

Location Name: HGWC-7 **Latitude: 34.253993695633724** **Longitude: -85.33905507073304** **Well Diameter: 2 in** **Casing Type: PVC** **Screen Length: 10 ft** **Top of Screen: 17.96 ft** **Total Depth: 27.96 ft** **Initial Depth to Water: 8.67 ft**	**Pump Type: Peri** **Tubing Type: Poly** **Pump Intake From TOC: 22.96 ft** **Estimated Total Volume Pumped: 3 liter** **Flow Cell Volume: 90 ml** **Final Flow Rate: 100 ml/min** **Final Draw Down: 0.08 ft**	**Instrument Used: Aqua TROLL 400** **Serial Number: 968202**

Test Notes:
Seven bottles; Full App III and IV and Major Ions

Weather Conditions:
Sunny, 60 degrees F

Low-Flow Readings:

Date Time	Elapsed Time	pH	Temperature	Specific Conductivity	RDO Concentration	Turbidity	ORP	Depth to Water	Flow
		+/- 0.1	+/- 0.5	+/- 5 %	+/- 0.2	+/- 5	+/- 10	+/- 0.3	
2/14/2024 1:02 PM	00:00	7.30 pH	18.96 °C	652.08 µS/cm	0.99 mg/L	5.62 NTU	81.2 mV	8.67 ft	100.00 ml/min
2/14/2024 1:07 PM	05:00	7.30 pH	18.11 °C	665.24 µS/cm	1.19 mg/L	4.54 NTU	65.6 mV	8.67 ft	100.00 ml/min
2/14/2024 1:12 PM	10:00	7.30 pH	18.11 °C	675.88 µS/cm	0.82 mg/L	5.00 NTU	74.0 mV	8.67 ft	100.00 ml/min
2/14/2024 1:17 PM	15:00	7.31 pH	18.16 °C	679.49 µS/cm	0.94 mg/L	4.10 NTU	73.9 mV	8.75 ft	100.00 ml/min
2/14/2024 1:22 PM	20:00	7.30 pH	18.27 °C	673.37 µS/cm	0.81 mg/L	2.32 NTU	73.8 mV	8.75 ft	100.00 ml/min
2/14/2024 1:27 PM	25:00	7.31 pH	18.20 °C	671.01 µS/cm	0.80 mg/L	2.79 NTU	72.9 mV	8.75 ft	100.00 ml/min
2/14/2024 1:32 PM	30:00	7.30 pH	18.50 °C	703.13 µS/cm	0.91 mg/L	2.06 NTU	72.8 mV	8.75 ft	100.00 ml/min

Samples

Sample ID:	Description:
HAM-HGWC-7	Grab.

Low-Flow Test Report:

Test Date / Time: 2/14/2024 4:40:03 PM
Project: GP-Plant Hammond
Operator Name: Jamie Newsome

Location Name: HGWC-8 **Latitude: 34.252869263323255** **Longitude: -85.33879506409666** **Well Diameter: 2 in** **Casing Type: PVC** **Screen Length: 10 ft** **Top of Screen: 15.51 ft** **Total Depth: 25.51 ft** **Initial Depth to Water: 11.2 ft**	**Pump Type: Peri** **Tubing Type: Poly** **Pump Intake From TOC: 20.51 ft** **Estimated Total Volume Pumped: 9 liter** **Flow Cell Volume: 90 ml** **Final Flow Rate: 100 ml/min** **Final Draw Down: 0.12 ft**	**Instrument Used: Aqua TROLL 400** **Serial Number: 968202**

Test Notes:
Seven bottles; Full App III and IV and Major Ions

Weather Conditions:
Sunny, 60 degrees F

Low-Flow Readings:

Date Time	Elapsed Time	pH	Temperature	Specific Conductivity	RDO Concentration	Turbidity	ORP	Depth to Water	Flow
		+/- 0.1	+/- 0.5	+/- 5 %	+/- 0.2	+/- 5	+/- 10	+/- 0.3	
2/14/2024 4:40 PM	00:00	6.37 pH	18.27 °C	531.20 µS/cm	1.90 mg/L	2.37 NTU	40.1 mV	11.20 ft	100.00 ml/min
2/14/2024 4:45 PM	05:00	6.36 pH	17.94 °C	533.30 µS/cm	1.15 mg/L	1.49 NTU	51.3 mV	11.32 ft	100.00 ml/min
2/14/2024 4:50 PM	10:00	6.36 pH	17.86 °C	535.01 µS/cm	1.29 mg/L	1.40 NTU	67.5 mV	11.32 ft	100.00 ml/min
2/14/2024 4:55 PM	15:00	6.35 pH	17.81 °C	537.98 µS/cm	1.03 mg/L	1.15 NTU	72.8 mV	11.32 ft	100.00 ml/min
2/14/2024 5:00 PM	20:00	6.41 pH	17.82 °C	553.99 µS/cm	0.92 mg/L	1.67 NTU	73.4 mV	11.32 ft	100.00 ml/min
2/14/2024 5:05 PM	25:00	6.42 pH	17.89 °C	558.68 µS/cm	3.34 mg/L	1.49 NTU	60.2 mV	11.32 ft	100.00 ml/min
2/14/2024 5:10 PM	30:00	6.47 pH	17.84 °C	572.15 µS/cm	1.33 mg/L	1.23 NTU	57.8 mV	11.32 ft	100.00 ml/min
2/14/2024 5:15 PM	35:00	6.52 pH	17.80 °C	587.88 µS/cm	1.35 mg/L	1.64 NTU	56.6 mV	11.32 ft	100.00 ml/min
2/14/2024 5:20 PM	40:00	6.53 pH	17.80 °C	595.47 µS/cm	1.10 mg/L	1.96 NTU	54.3 mV	11.32 ft	100.00 ml/min
2/14/2024 5:25 PM	45:00	6.58 pH	17.70 °C	608.90 µS/cm	1.73 mg/L	1.42 NTU	67.4 mV	11.32 ft	100.00 ml/min
2/14/2024 5:30 PM	50:00	6.62 pH	17.79 °C	614.60 µS/cm	1.30 mg/L	1.51 NTU	53.6 mV	11.32 ft	100.00 ml/min
2/14/2024 5:35 PM	55:00	6.61 pH	17.60 °C	615.64 µS/cm	2.53 mg/L	1.49 NTU	51.7 mV	11.32 ft	100.00 ml/min
2/14/2024 5:40 PM	01:00:00	6.61 pH	17.53 °C	621.80 µS/cm	1.74 mg/L	2.09 NTU	51.7 mV	11.32 ft	100.00 ml/min

2/14/2024 5:45 PM	01:05:00	6.63 pH	17.40 °C	622.49 µS/cm	1.10 mg/L	1.42 NTU	61.1 mV	11.32 ft	100.00 ml/min
2/14/2024 5:50 PM	01:10:00	6.65 pH	17.04 °C	622.79 µS/cm	1.48 mg/L	1.24 NTU	49.8 mV	11.32 ft	100.00 ml/min
2/14/2024 5:55 PM	01:15:00	6.64 pH	16.85 °C	629.95 µS/cm	1.30 mg/L	1.40 NTU	46.3 mV	11.32 ft	100.00 ml/min
2/14/2024 6:00 PM	01:20:00	6.63 pH	16.74 °C	628.41 µS/cm	0.49 mg/L	1.44 NTU	43.5 mV	11.32 ft	100.00 ml/min
2/14/2024 6:05 PM	01:25:00	6.66 pH	16.58 °C	633.52 µS/cm	0.35 mg/L	1.10 NTU	49.5 mV	11.32 ft	100.00 ml/min
2/14/2024 6:10 PM	01:30:00	6.66 pH	16.46 °C	637.73 µS/cm	0.29 mg/L	1.43 NTU	49.9 mV	11.32 ft	100.00 ml/min

Samples

Sample ID:	Description:
HAM-HGWC-8	Grab.

Low-Flow Test Report:

Test Date / Time: 2/15/2024 4:08:59 PM
Project: GP-Plant Hammond
Operator Name: Thomas Kessler

Location Name: HGWC-9 **Well Diameter: 2 in** **Casing Type: PVC** **Screen Length: 10 ft** **Top of Screen: 36.97 ft** **Total Depth: 46.97 ft** **Initial Depth to Water: 13.07 ft**	**Pump Type: Peri** **Tubing Type: Poly** **Pump Intake From TOC: 41.97 ft** **Estimated Total Volume Pumped: 7 liter** **Flow Cell Volume: 90 ml** **Final Flow Rate: 200 ml/min** **Final Draw Down: 0.03 ft**	**Instrument Used: Aqua TROLL 400** **Serial Number: 883530**

Test Notes:
Seven bottles; Full App III and IV and Major Ions

Weather Conditions:
Clear, 65 degrees F

Low-Flow Readings:

Date Time	Elapsed Time	pH	Temperature	Specific Conductivity	RDO Concentration	Turbidity	ORP	Depth to Water	Flow
		+/- 0.1	+/- 0.5	+/- 5 %	+/- 0.2	+/- 5	+/- 10	+/- 0.3	
2/15/2024 4:08 PM	00:00	6.72 pH	18.93 °C	876.41 µS/cm	0.24 mg/L	0.95 NTU	106.8 mV	13.10 ft	200.00 ml/min
2/15/2024 4:13 PM	05:00	6.70 pH	18.64 °C	965.56 µS/cm	0.17 mg/L	0.91 NTU	358.4 mV	13.10 ft	200.00 ml/min
2/15/2024 4:18 PM	10:00	6.69 pH	18.44 °C	961.04 µS/cm	0.14 mg/L	0.71 NTU	407.9 mV	13.10 ft	200.00 ml/min
2/15/2024 4:23 PM	15:00	6.70 pH	18.33 °C	964.17 µS/cm	0.12 mg/L	0.79 NTU	424.9 mV	13.10 ft	200.00 ml/min
2/15/2024 4:28 PM	20:00	6.73 pH	18.37 °C	966.01 µS/cm	0.11 mg/L	1.11 NTU	431.5 mV	13.10 ft	200.00 ml/min
2/15/2024 4:33 PM	25:00	6.76 pH	18.26 °C	979.82 µS/cm	0.10 mg/L	0.99 NTU	432.3 mV	13.10 ft	200.00 ml/min
2/15/2024 4:38 PM	30:00	6.82 pH	18.29 °C	995.43 µS/cm	0.09 mg/L	0.70 NTU	426.2 mV	13.10 ft	200.00 ml/min

Samples

Sample ID:	Description:
HAM-HGWC-9	Grab.

Low-Flow Test Report:

Test Date / Time: 2/15/2024 2:17:45 PM
Project: GP-Plant Hammond
Operator Name: Thomas Kessler

Location Name: HGWC-10 **Well Diameter: 2 in** **Casing Type: PVC** **Screen Length: 10 ft** **Top of Screen: 12.94 ft** **Total Depth: 22.94 ft** **Initial Depth to Water: 9.9 ft**	**Pump Type: Peri** **Tubing Type: Poly** **Pump Intake From TOC: 17.94 ft** **Estimated Total Volume Pumped: 4 liter** **Flow Cell Volume: 90 ml** **Final Flow Rate: 100 ml/min** **Final Draw Down: 0.3 ft**	**Instrument Used: Aqua TROLL 400** **Serial Number: 883530**

Test Notes:
Seven bottles; Full App III and IV and Major Ions

Weather Conditions:
Clear, 65 degrees F

Low-Flow Readings:

Date Time	Elapsed Time	pH	Temperature	Specific Conductivity	RDO Concentration	Turbidity	ORP	Depth to Water	Flow
		+/- 0.1	+/- 0.5	+/- 5 %	+/- 0.2	+/- 5	+/- 10	+/- 0.3	
2/15/2024 2:17 PM	00:00	6.98 pH	19.18 °C	397.78 µS/cm	6.57 mg/L	2.89 NTU	135.3 mV	10.20 ft	200.00 ml/min
2/15/2024 2:22 PM	05:00	6.94 pH	18.94 °C	397.42 µS/cm	6.48 mg/L	2.12 NTU	446.1 mV	10.20 ft	200.00 ml/min
2/15/2024 2:27 PM	10:00	6.94 pH	18.73 °C	397.82 µS/cm	6.43 mg/L	2.31 NTU	477.2 mV	10.20 ft	200.00 ml/min
2/15/2024 2:32 PM	15:00	6.93 pH	18.86 °C	396.84 µS/cm	6.29 mg/L	2.00 NTU	492.5 mV	10.20 ft	200.00 ml/min
2/15/2024 2:37 PM	20:00	6.93 pH	18.68 °C	398.51 µS/cm	6.29 mg/L	1.98 NTU	505.1 mV	10.20 ft	200.00 ml/min
2/15/2024 2:42 PM	25:00	6.93 pH	18.41 °C	399.80 µS/cm	6.27 mg/L	2.10 NTU	513.4 mV	10.20 ft	200.00 ml/min
2/15/2024 2:47 PM	30:00	6.92 pH	18.61 °C	401.97 µS/cm	6.10 mg/L	1.37 NTU	518.2 mV	10.20 ft	200.00 ml/min
2/15/2024 2:52 PM	35:00	6.93 pH	18.22 °C	403.88 µS/cm	6.06 mg/L	2.00 NTU	526.1 mV	10.20 ft	200.00 ml/min

Samples

Sample ID:	Description:
HAM-HGWC-10	Grab.

Low-Flow Test Report:

Test Date / Time: 2/15/2024 9:29:04 AM
Project: GP-Plant Hammond
Operator Name: Jamie Newsome

Location Name: HGWC-11 **Latitude: 34.251087270708986** **Longitude: -85.34292323522767** **Well Diameter: 2 in** **Casing Type: PVC** **Screen Length: 10 ft** **Top of Screen: 15.78 ft** **Total Depth: 25.78 ft** **Initial Depth to Water: 12.97 ft**	**Pump Type: Peri** **Tubing Type: Poly** **Pump Intake From TOC: 20.78 ft** **Estimated Total Volume Pumped: 7 liter** **Flow Cell Volume: 90 ml** **Final Flow Rate: 200 ml/min** **Final Draw Down: 0.28 ft**	**Instrument Used: Aqua TROLL 400** **Serial Number: 968202**

Test Notes:
Seven bottles; Full App III and IV and Major Ions

Weather Conditions:
Clear, 40 degrees F

Low-Flow Readings:

Date Time	Elapsed Time	pH	Temperature	Specific Conductivity	RDO Concentration	Turbidity	ORP	Depth to Water	Flow
		+/- 0.1	+/- 0.5	+/- 5 %	+/- 0.2	+/- 5	+/- 10	+/- 0.3	
2/15/2024 9:29 AM	00:00	6.33 pH	16.91 °C	728.66 µS/cm	0.95 mg/L	0.54 NTU	170.2 mV	12.97 ft	200.00 ml/min
2/15/2024 9:34 AM	05:00	6.35 pH	17.09 °C	707.81 µS/cm	0.95 mg/L	0.37 NTU	111.5 mV	12.97 ft	200.00 ml/min
2/15/2024 9:39 AM	10:00	6.37 pH	17.35 °C	707.79 µS/cm	0.94 mg/L	0.35 NTU	118.9 mV	12.97 ft	200.00 ml/min
2/15/2024 9:44 AM	15:00	6.36 pH	17.38 °C	703.30 µS/cm	0.92 mg/L	0.42 NTU	112.2 mV	13.20 ft	200.00 ml/min
2/15/2024 9:49 AM	20:00	6.36 pH	17.47 °C	698.83 µS/cm	0.93 mg/L	0.34 NTU	83.5 mV	13.20 ft	200.00 ml/min
2/15/2024 9:54 AM	25:00	6.36 pH	17.54 °C	688.41 µS/cm	0.95 mg/L	0.33 NTU	101.9 mV	13.20 ft	200.00 ml/min
2/15/2024 9:59 AM	30:00	6.36 pH	17.74 °C	677.02 µS/cm	0.96 mg/L	0.29 NTU	79.5 mV	13.25 ft	200.00 ml/min
2/15/2024 10:04 AM	35:00	6.36 pH	17.89 °C	673.66 µS/cm	1.00 mg/L	0.37 NTU	99.5 mV	13.25 ft	200.00 ml/min

Samples

Sample ID:	Description:
HAM-HGWC-11	Grab.

Low-Flow Test Report:

Test Date / Time: 2/15/2024 10:55:26 AM
Project: GP-Plant Hammond
Operator Name: Jamie Newsome

Location Name: HGWC-12 **Latitude: 34.25107377584488** **Longitude: -85.34293237150213** **Well Diameter: 2 in** **Casing Type: PVC** **Screen Length: 10 ft** **Top of Screen: 25.42 ft** **Total Depth: 35.42 ft** **Initial Depth to Water: 13.3 ft**	**Pump Type: Bladder** **Tubing Type: Poly** **Pump Intake From TOC: 30.42 ft** **Estimated Total Volume Pumped: 7 liter** **Flow Cell Volume: 90 ml** **Final Flow Rate: 200 ml/min** **Final Draw Down: 0.05 ft**	**Instrument Used: Aqua TROLL 400** **Serial Number: 968202**

Test Notes:
Seven bottles; Full App III and IV and Major Ions

Weather Conditions:
Clear, 55 degrees F

Low-Flow Readings:

Date Time	Elapsed Time	pH	Temperature	Specific Conductivity	RDO Concentration	Turbidity	ORP	Depth to Water	Flow
		+/- 0.1	+/- 0.5	+/- 5 %	+/- 0.2	+/- 5	+/- 10	+/- 0.3	
2/15/2024 10:55 AM	00:00	7.04 pH	19.20 °C	866.81 µS/cm	0.60 mg/L	9.72 NTU	52.0 mV	13.30 ft	200.00 ml/min
2/15/2024 11:00 AM	05:00	7.04 pH	19.23 °C	896.65 µS/cm	0.36 mg/L	9.06 NTU	42.8 mV	13.30 ft	200.00 ml/min
2/15/2024 11:05 AM	10:00	7.03 pH	19.23 °C	933.69 µS/cm	0.24 mg/L	5.17 NTU	48.9 mV	13.30 ft	200.00 ml/min
2/15/2024 11:10 AM	15:00	7.03 pH	19.20 °C	934.24 µS/cm	0.21 mg/L	4.13 NTU	48.9 mV	13.30 ft	200.00 ml/min
2/15/2024 11:15 AM	20:00	7.03 pH	19.15 °C	935.17 µS/cm	0.24 mg/L	3.76 NTU	48.8 mV	13.35 ft	200.00 ml/min
2/15/2024 11:20 AM	25:00	7.03 pH	19.27 °C	934.11 µS/cm	0.24 mg/L	2.17 NTU	48.6 mV	13.35 ft	200.00 ml/min
2/15/2024 11:25 AM	30:00	7.02 pH	19.32 °C	933.43 µS/cm	0.29 mg/L	1.97 NTU	49.4 mV	13.35 ft	200.00 ml/min
2/15/2024 11:30 AM	35:00	7.02 pH	19.23 °C	925.42 µS/cm	0.28 mg/L	1.94 NTU	40.5 mV	13.35 ft	200.00 ml/min

Samples

Sample ID:	Description:
HAM-HGWC-12	Grab.
HAM-AP1-FD-02	Grab.

Low-Flow Test Report:

Test Date / Time: 2/16/2024 1:00:12 PM
Project: GP-Plant Hammond
Operator Name: Connor Cain

Location Name: HGWC-13 **Latitude: 34.25143809526623** **Longitude: -85.34368984409174** **Well Diameter: 2 in** **Casing Type: PVC** **Screen Length: 10 ft** **Top of Screen: 35.15 ft** **Total Depth: 45.15 ft** **Initial Depth to Water: 28.13 ft**	**Pump Type: Bladder** **Tubing Type: Poly** **Pump Intake From TOC: 40.15 ft** **Estimated Total Volume Pumped: 7 liter** **Flow Cell Volume: 90 ml** **Final Flow Rate: 200 ml/min** **Final Draw Down: 0.08 ft**	**Instrument Used: Aqua TROLL 400** **Serial Number: 850767**

Test Notes:
Seven bottles; Full App III and IV and Major Ions

Weather Conditions:
Cloudy, 58 degrees F

Low-Flow Readings:

Date Time	Elapsed Time	pH	Temperature	Specific Conductivity	RDO Concentration	Turbidity	ORP	Depth to Water	Flow
		+/- 0.1	+/- 0.5	+/- 5 %	+/- 0.2	+/- 5	+/- 10	+/- 0.3	
2/16/2024 1:00 PM	00:00	6.87 pH	19.13 °C	869.51 µS/cm	0.58 mg/L	5.49 NTU	-82.1 mV	28.19 ft	200.00 ml/min
2/16/2024 1:05 PM	05:00	6.88 pH	18.88 °C	899.30 µS/cm	0.27 mg/L	5.13 NTU	-102.9 mV	28.19 ft	200.00 ml/min
2/16/2024 1:10 PM	10:00	6.89 pH	18.83 °C	903.80 µS/cm	0.18 mg/L	5.69 NTU	-83.0 mV	28.21 ft	200.00 ml/min
2/16/2024 1:15 PM	15:00	6.89 pH	18.79 °C	906.11 µS/cm	0.14 mg/L	4.37 NTU	-82.8 mV	28.21 ft	200.00 ml/min
2/16/2024 1:20 PM	20:00	6.89 pH	18.79 °C	907.44 µS/cm	0.12 mg/L	3.04 NTU	-83.0 mV	28.21 ft	200.00 ml/min
2/16/2024 1:25 PM	25:00	6.89 pH	18.79 °C	907.19 µS/cm	0.11 mg/L	2.07 NTU	-82.6 mV	28.21 ft	200.00 ml/min
2/16/2024 1:30 PM	30:00	6.90 pH	18.86 °C	905.97 µS/cm	0.10 mg/L	1.89 NTU	-82.4 mV	28.21 ft	200.00 ml/min

Samples

Sample ID:	Description:
HAM-HGWC-13	Grab.

Low-Flow Test Report:

Test Date / Time: 2/15/2024 9:25:30 AM
Project: GP-Plant Hammond
Operator Name: Connor Cain

Location Name: MW-5 **Latitude: 34.25085412807227** **Longitude: -85.33855048016211** **Well Diameter: 2 in** **Casing Type: PVC** **Screen Length: 10 ft** **Top of Screen: 20.84 ft** **Total Depth: 30.84 ft** **Initial Depth to Water: 12.93 ft**	**Pump Type: Bladder** **Tubing Type: Poly** **Pump Intake From TOC: 25.84 ft** **Estimated Total Volume Pumped: 7 liter** **Flow Cell Volume: 90 ml** **Final Flow Rate: 200 ml/min** **Final Draw Down: 0.14 ft**	**Instrument Used: Aqua TROLL 400** **Serial Number: 850767**

Test Notes:
Seven bottles; Full App III and IV and Major Ions

Weather Conditions:
Sunny, 42 degrees F

Low-Flow Readings:

Date Time	Elapsed Time	pH	Temperature	Specific Conductivity	RDO Concentration	Turbidity	ORP	Depth to Water	Flow
		+/- 0.1	+/- 0.5	+/- 5 %	+/- 0.2	+/- 5	+/- 10	+/- 0.3	
2/15/2024 9:25 AM	00:00	6.24 pH	16.83 °C	505.55 µS/cm	6.57 mg/L	3.14 NTU	100.5 mV	13.05 ft	200.00 ml/min
2/15/2024 9:30 AM	05:00	6.19 pH	16.92 °C	497.08 µS/cm	6.40 mg/L	2.04 NTU	105.7 mV	13.05 ft	200.00 ml/min
2/15/2024 9:35 AM	10:00	6.18 pH	17.02 °C	491.57 µS/cm	6.29 mg/L	1.81 NTU	70.9 mV	13.07 ft	200.00 ml/min
2/15/2024 9:40 AM	15:00	6.17 pH	17.12 °C	491.86 µS/cm	6.29 mg/L	0.79 NTU	66.2 mV	13.07 ft	200.00 ml/min
2/15/2024 9:45 AM	20:00	6.17 pH	17.15 °C	489.39 µS/cm	6.23 mg/L	0.84 NTU	63.4 mV	13.07 ft	200.00 ml/min
2/15/2024 9:50 AM	25:00	6.17 pH	17.24 °C	489.40 µS/cm	6.22 mg/L	0.55 NTU	61.4 mV	13.07 ft	200.00 ml/min
2/15/2024 9:55 AM	30:00	6.17 pH	17.44 °C	488.34 µS/cm	6.18 mg/L	0.61 NTU	59.5 mV	13.07 ft	200.00 ml/min

Samples

Sample ID:	Description:
HAM-MW-5	Grab.

Low-Flow Test Report:

Test Date / Time: 2/14/2024 4:25:10 PM
Project: GP-Plant Hammond
Operator Name: Thomas Kessler

Location Name: MW-6 **Well Diameter: 2 in** **Casing Type: PVC** **Screen Length: 10 ft** **Top of Screen: 22.96 ft** **Total Depth: 32.96 ft** **Initial Depth to Water: 13.15 ft**	**Pump Type: Bladder** **Tubing Type: Poly** **Pump Intake From TOC: 27.96 ft** **Estimated Total Volume Pumped: 13 liter** **Flow Cell Volume: 90 ml** **Final Flow Rate: 200 ml/min** **Final Draw Down: 0.07 ft**	**Instrument Used: Aqua TROLL 400** **Serial Number: 883530**

Test Notes:
Seven bottles; Full App III and IV and Major Ions

Weather Conditions:
Clear, 65 degrees F

Low-Flow Readings:

Date Time	Elapsed Time	pH	Temperature	Specific Conductivity	RDO Concentration	Turbidity	ORP	Depth to Water	Flow
		+/- 0.1	+/- 0.5	+/- 5 %	+/- 0.2	+/- 5	+/- 10	+/- 0.3	
2/14/2024 4:25 PM	00:00	7.02 pH	19.86 °C	967.22 µS/cm	1.04 mg/L	312.00 NTU	8.2 mV	13.22 ft	200.00 ml/min
2/14/2024 4:30 PM	05:00	6.99 pH	19.69 °C	972.89 µS/cm	1.20 mg/L	52.90 NTU	201.1 mV	13.22 ft	200.00 ml/min
2/14/2024 4:35 PM	10:00	7.01 pH	19.62 °C	958.91 µS/cm	1.34 mg/L	29.60 NTU	237.9 mV	13.22 ft	200.00 ml/min
2/14/2024 4:40 PM	15:00	7.02 pH	19.58 °C	957.95 µS/cm	1.10 mg/L	22.30 NTU	277.1 mV	13.22 ft	200.00 ml/min
2/14/2024 4:45 PM	20:00	7.02 pH	19.53 °C	953.44 µS/cm	1.04 mg/L	20.90 NTU	291.0 mV	13.22 ft	200.00 ml/min
2/14/2024 4:50 PM	25:00	7.03 pH	19.47 °C	950.43 µS/cm	1.11 mg/L	10.70 NTU	297.9 mV	13.22 ft	200.00 ml/min
2/14/2024 4:55 PM	30:00	7.04 pH	19.45 °C	953.28 µS/cm	1.09 mg/L	6.83 NTU	287.7 mV	13.22 ft	200.00 ml/min
2/14/2024 5:00 PM	35:00	7.04 pH	19.42 °C	952.52 µS/cm	0.91 mg/L	13.22 NTU	259.9 mV	13.22 ft	200.00 ml/min
2/14/2024 5:05 PM	40:00	7.04 pH	19.42 °C	951.95 µS/cm	1.12 mg/L	3.99 NTU	233.3 mV	13.22 ft	200.00 ml/min
2/14/2024 5:10 PM	45:00	7.04 pH	19.35 °C	950.83 µS/cm	1.15 mg/L	3.45 NTU	212.9 mV	13.22 ft	200.00 ml/min
2/14/2024 5:15 PM	50:00	7.04 pH	19.37 °C	952.35 µS/cm	0.90 mg/L	2.81 NTU	165.0 mV	13.22 ft	200.00 ml/min
2/14/2024 5:20 PM	55:00	7.04 pH	19.36 °C	950.37 µS/cm	0.87 mg/L	2.87 NTU	171.8 mV	13.22 ft	200.00 ml/min
2/14/2024 5:25 PM	01:00:00	7.05 pH	19.28 °C	948.92 µS/cm	0.79 mg/L	3.61 NTU	184.9 mV	13.22 ft	200.00 ml/min

Samples

Sample ID:	Description:
HAM-MW-6	Grab.

Created using VuSitu from In-Situ, Inc.

Low-Flow Test Report:

Test Date / Time: 2/14/2024 3:09:05 PM
Project: GP-Plant Hammond
Operator Name: Thomas Kessler

Location Name: MW-7 **Well Diameter: 2 in** **Casing Type: PVC** **Screen Length: 10 ft** **Top of Screen: 16.89 ft** **Total Depth: 26.89 ft** **Initial Depth to Water: 9.6 ft**	**Pump Type: Bladder** **Tubing Type: Poly** **Pump Intake From TOC: 21.89 ft** **Estimated Total Volume Pumped: 6 liter** **Flow Cell Volume: 90 ml** **Final Flow Rate: 200 ml/min** **Final Draw Down: 0.15 ft**	**Instrument Used: Aqua TROLL 400** **Serial Number: 883530**

Test Notes:
Seven bottles; Full App III and IV and Major Ions

Weather Conditions:
Clear, 60 degrees F

Low-Flow Readings:

Date Time	Elapsed Time	pH	Temperature	Specific Conductivity	RDO Concentration	Turbidity	ORP	Depth to Water	Flow
		+/- 0.1	+/- 0.5	+/- 5 %	+/- 0.2	+/- 5	+/- 10	+/- 0.3	
2/14/2024 3:09 PM	00:00	6.65 pH	17.55 °C	177.31 µS/cm	5.90 mg/L	1.50 NTU	127.9 mV	9.75 ft	200.00 ml/min
2/14/2024 3:14 PM	05:00	6.59 pH	17.19 °C	168.83 µS/cm	6.00 mg/L	3.90 NTU	410.0 mV	9.75 ft	200.00 ml/min
2/14/2024 3:19 PM	10:00	6.58 pH	17.16 °C	168.85 µS/cm	5.63 mg/L	3.50 NTU	561.0 mV	9.75 ft	200.00 ml/min
2/14/2024 3:24 PM	15:00	6.60 pH	17.15 °C	169.72 µS/cm	6.43 mg/L	2.23 NTU	575.5 mV	9.75 ft	200.00 ml/min
2/14/2024 3:29 PM	20:00	6.60 pH	17.18 °C	170.99 µS/cm	5.68 mg/L	1.95 NTU	585.7 mV	9.75 ft	200.00 ml/min
2/14/2024 3:34 PM	25:00	6.62 pH	17.18 °C	173.21 µS/cm	5.43 mg/L	2.00 NTU	597.5 mV	9.75 ft	200.00 ml/min
2/14/2024 3:39 PM	30:00	6.57 pH	17.27 °C	173.48 µS/cm	5.25 mg/L	1.81 NTU	615.1 mV	9.75 ft	200.00 ml/min

Samples

Sample ID:	Description:
HAM-MW-7	Grab.

Low-Flow Test Report:

Test Date / Time: 2/15/2024 3:37:31 PM
Project: GP-Plant Hammond
Operator Name: Jamie Newsome

Location Name: MW-19 **Latitude: 34.25090798180015** **Longitude: -85.34354751937589** **Well Diameter: 2 in** **Casing Type: PVC** **Screen Length: 10 ft** **Top of Screen: 19.53 ft** **Total Depth: 29.53 ft** **Initial Depth to Water: 12.75 ft**	**Pump Type: Bladder** **Tubing Type: Poly** **Pump Intake From TOC: 24.53 ft** **Estimated Total Volume Pumped: 8 liter** **Flow Cell Volume: 90 ml** **Final Flow Rate: 200 ml/min** **Final Draw Down: 0.08 ft**	**Instrument Used: Aqua TROLL 400** **Serial Number: 968202**

Test Notes:
Seven bottles; Full App III and IV and Major Ions

Weather Conditions:
Clear, 55 degrees F

Low-Flow Readings:

Date Time	Elapsed Time	pH	Temperature	Specific Conductivity	RDO Concentration	Turbidity	ORP	Depth to Water	Flow
		+/- 0.1	+/- 0.5	+/- 5 %	+/- 0.2	+/- 5	+/- 10	+/- 0.3	
2/15/2024 3:37 PM	00:00	6.11 pH	18.83 °C	580.31 µS/cm	0.40 mg/L	49.70 NTU	127.9 mV	12.75 ft	200.00 ml/min
2/15/2024 3:42 PM	05:00	6.11 pH	18.83 °C	591.75 µS/cm	0.43 mg/L	26.10 NTU	97.7 mV	12.80 ft	200.00 ml/min
2/15/2024 3:47 PM	10:00	6.11 pH	18.83 °C	594.95 µS/cm	0.39 mg/L	20.60 NTU	116.8 mV	12.80 ft	200.00 ml/min
2/15/2024 3:52 PM	15:00	6.10 pH	18.97 °C	594.75 µS/cm	0.39 mg/L	20.20 NTU	115.6 mV	12.83 ft	200.00 ml/min
2/15/2024 3:57 PM	20:00	6.10 pH	19.09 °C	614.29 µS/cm	0.38 mg/L	17.10 NTU	114.3 mV	12.83 ft	200.00 ml/min
2/15/2024 4:02 PM	25:00	6.11 pH	19.05 °C	596.31 µS/cm	0.43 mg/L	14.80 NTU	86.9 mV	12.83 ft	200.00 ml/min
2/15/2024 4:07 PM	30:00	6.10 pH	19.16 °C	595.57 µS/cm	0.47 mg/L	11.60 NTU	106.8 mV	12.83 ft	200.00 ml/min
2/15/2024 4:12 PM	35:00	6.10 pH	19.01 °C	595.17 µS/cm	0.44 mg/L	9.39 NTU	109.3 mV	12.83 ft	200.00 ml/min
2/15/2024 4:17 PM	40:00	6.11 pH	18.86 °C	596.61 µS/cm	0.49 mg/L	8.48 NTU	107.6 mV	12.83 ft	200.00 ml/min

Samples

Sample ID:	Description:
HAM-MW-19	Grab.

Low-Flow Test Report:

Test Date / Time: 2/14/2024 3:30:08 PM
Project: GP-Plant Hammond
Operator Name: Connor Cain

Location Name: MW-20 **Latitude: 34.25252359363646** **Longitude: -85.33760139726598** **Well Diameter: 2 in** **Casing Type: PVC** **Screen Length: 10 ft** **Top of Screen: 24.37 ft** **Total Depth: 34.37 ft** **Initial Depth to Water: 10.1 ft**	**Pump Type: Bladder** **Tubing Type: Poly** **Pump Intake From TOC: 29.37 ft** **Estimated Total Volume Pumped: 8 liter** **Flow Cell Volume: 90 ml** **Final Flow Rate: 200 ml/min** **Final Draw Down: 0.25 ft**	**Instrument Used: Aqua TROLL 400** **Serial Number: 850767**

Test Notes:
Seven bottles; Full App III and IV and Major Ions

Weather Conditions:
Sunny, 62 degrees F

Low-Flow Readings:

Date Time	Elapsed Time	pH	Temperature	Specific Conductivity	RDO Concentration	Turbidity	ORP	Depth to Water	Flow
		+/- 0.1	+/- 0.5	+/- 5 %	+/- 0.2	+/- 5	+/- 10	+/- 0.3	
2/14/2024 3:30 PM	00:00	6.76 pH	18.79 °C	682.62 µS/cm	1.43 mg/L	8.89 NTU	-60.7 mV	10.21 ft	200.00 ml/min
2/14/2024 3:35 PM	05:00	6.83 pH	18.52 °C	705.00 µS/cm	0.49 mg/L	6.95 NTU	-74.1 mV	10.26 ft	200.00 ml/min
2/14/2024 3:40 PM	10:00	6.89 pH	18.50 °C	715.00 µS/cm	0.25 mg/L	6.25 NTU	-79.1 mV	10.30 ft	200.00 ml/min
2/14/2024 3:45 PM	15:00	6.91 pH	18.51 °C	720.62 µS/cm	0.18 mg/L	5.40 NTU	-80.4 mV	10.32 ft	200.00 ml/min
2/14/2024 3:50 PM	20:00	6.93 pH	18.53 °C	723.07 µS/cm	0.15 mg/L	4.69 NTU	-81.4 mV	10.34 ft	200.00 ml/min
2/14/2024 3:55 PM	25:00	6.94 pH	18.44 °C	724.82 µS/cm	0.14 mg/L	4.33 NTU	-81.4 mV	10.35 ft	200.00 ml/min
2/14/2024 4:00 PM	30:00	6.94 pH	18.19 °C	727.79 µS/cm	0.13 mg/L	4.07 NTU	-79.7 mV	10.35 ft	200.00 ml/min
2/14/2024 4:05 PM	35:00	6.95 pH	18.17 °C	728.44 µS/cm	0.12 mg/L	3.62 NTU	-80.8 mV	10.35 ft	200.00 ml/min

Samples

Sample ID:	Description:
HAM-MW-20	Grab.

Low-Flow Test Report:

Test Date / Time: 2/15/2024 1:11:01 PM
Project: GP-Plant Hammond
Operator Name: Connor Cain

Location Name: MW-24D **Latitude: 34.251573127726324** **Longitude: -85.3437214438667** **Well Diameter: 2 in** **Casing Type: PVC** **Screen Length: 10 ft** **Top of Screen: 62.77 ft** **Total Depth: 72.77 ft** **Initial Depth to Water: 27.94 ft**	**Pump Type: Bladder** **Tubing Type: Poly** **Pump Intake From TOC: 67.77 ft** **Estimated Total Volume Pumped: 29 liter** **Flow Cell Volume: 90 ml** **Final Flow Rate: 200 ml/min** **Final Draw Down: 0.18 ft**	**Instrument Used: Aqua TROLL 400** **Serial Number: 850767**

Test Notes:
Seven bottles; Full App III and IV and Major Ions

Weather Conditions:
Sunny, 61 degrees F

Low-Flow Readings:

Date Time	Elapsed Time	pH	Temperature	Specific Conductivity	RDO Concentration	Turbidity	ORP	Depth to Water	Flow
		+/- 0.1	+/- 0.5	+/- 5 %	+/- 0.2	+/- 5	+/- 10	+/- 0.3	
2/15/2024 1:11 PM	00:00	7.96 pH	19.03 °C	523.63 µS/cm	3.47 mg/L	8.34 NTU	-16.8 mV	27.94 ft	200.00 ml/min
2/15/2024 1:16 PM	05:00	7.95 pH	18.79 °C	522.24 µS/cm	3.11 mg/L	8.01 NTU	-15.3 mV	28.12 ft	200.00 ml/min
2/15/2024 1:21 PM	10:00	7.94 pH	18.77 °C	527.57 µS/cm	2.82 mg/L	7.10 NTU	-15.6 mV	28.12 ft	200.00 ml/min
2/15/2024 1:26 PM	15:00	7.93 pH	18.67 °C	530.50 µS/cm	2.70 mg/L	5.33 NTU	-15.7 mV	28.12 ft	200.00 ml/min
2/15/2024 1:31 PM	20:00	7.93 pH	18.88 °C	532.00 µS/cm	2.62 mg/L	5.31 NTU	-16.2 mV	28.12 ft	200.00 ml/min
2/15/2024 1:36 PM	25:00	7.91 pH	18.97 °C	532.30 µS/cm	2.58 mg/L	7.02 NTU	-17.3 mV	28.12 ft	200.00 ml/min
2/15/2024 1:41 PM	30:00	7.91 pH	19.08 °C	531.42 µS/cm	2.55 mg/L	11.60 NTU	-16.7 mV	28.12 ft	200.00 ml/min
2/15/2024 1:46 PM	35:00	7.90 pH	19.18 °C	533.32 µS/cm	2.55 mg/L	14.00 NTU	-25.4 mV	28.12 ft	200.00 ml/min
2/15/2024 1:51 PM	40:00	7.89 pH	19.28 °C	532.10 µS/cm	2.56 mg/L	16.60 NTU	-25.9 mV	28.12 ft	200.00 ml/min
2/15/2024 1:56 PM	45:00	7.89 pH	19.36 °C	531.92 µS/cm	2.57 mg/L	18.10 NTU	-17.7 mV	28.12 ft	200.00 ml/min
2/15/2024 2:01 PM	50:00	7.89 pH	19.33 °C	532.42 µS/cm	2.60 mg/L	18.90 NTU	-25.7 mV	28.12 ft	200.00 ml/min
2/15/2024 2:06 PM	55:00	7.88 pH	19.51 °C	531.39 µS/cm	2.61 mg/L	17.90 NTU	-17.8 mV	28.12 ft	200.00 ml/min
2/15/2024 2:11 PM	01:00:00	7.88 pH	19.50 °C	531.71 µS/cm	2.60 mg/L	20.10 NTU	-25.3 mV	28.12 ft	200.00 ml/min

2/15/2024 2:16 PM	01:05:00	7.88 pH	19.62 °C	531.06 µS/cm	2.57 mg/L	18.30 NTU	-19.5 mV	28.12 ft	200.00 ml/min
2/15/2024 2:21 PM	01:10:00	7.87 pH	19.69 °C	531.46 µS/cm	2.58 mg/L	17.00 NTU	-17.5 mV	28.12 ft	200.00 ml/min
2/15/2024 2:26 PM	01:15:00	7.87 pH	19.55 °C	532.73 µS/cm	2.59 mg/L	15.20 NTU	-26.0 mV	28.12 ft	200.00 ml/min
2/15/2024 2:31 PM	01:20:00	7.87 pH	19.62 °C	532.48 µS/cm	2.60 mg/L	13.70 NTU	-26.2 mV	28.12 ft	200.00 ml/min
2/15/2024 2:36 PM	01:25:00	7.87 pH	19.65 °C	530.70 µS/cm	2.59 mg/L	14.40 NTU	-17.5 mV	28.12 ft	200.00 ml/min
2/15/2024 2:41 PM	01:30:00	7.87 pH	19.56 °C	532.14 µS/cm	2.61 mg/L	14.50 NTU	-26.3 mV	28.12 ft	200.00 ml/min
2/15/2024 2:42 PM	01:31:48	7.87 pH	19.42 °C	533.42 µS/cm	2.62 mg/L	14.50 NTU	-16.5 mV	28.12 ft	200.00 ml/min
2/15/2024 2:47 PM	01:36:48	7.87 pH	19.49 °C	531.54 µS/cm	2.61 mg/L	13.50 NTU	-17.2 mV	28.12 ft	200.00 ml/min
2/15/2024 2:52 PM	01:41:48	7.87 pH	19.31 °C	531.76 µS/cm	2.61 mg/L	11.60 NTU	-17.3 mV	28.12 ft	200.00 ml/min
2/15/2024 2:57 PM	01:46:48	7.87 pH	19.31 °C	532.83 µS/cm	2.61 mg/L	10.40 NTU	-17.0 mV	28.12 ft	200.00 ml/min
2/15/2024 3:02 PM	01:51:48	7.86 pH	19.56 °C	532.00 µS/cm	2.61 mg/L	10.70 NTU	-16.8 mV	28.12 ft	200.00 ml/min
2/15/2024 3:07 PM	01:56:48	7.86 pH	19.50 °C	531.61 µS/cm	2.63 mg/L	9.97 NTU	-24.8 mV	28.12 ft	200.00 ml/min
2/15/2024 3:12 PM	02:01:48	7.86 pH	19.23 °C	532.42 µS/cm	2.64 mg/L	9.51 NTU	-17.2 mV	28.12 ft	200.00 ml/min
2/15/2024 3:17 PM	02:06:48	7.86 pH	18.97 °C	532.72 µS/cm	2.65 mg/L	8.76 NTU	-16.8 mV	28.12 ft	200.00 ml/min
2/15/2024 3:22 PM	02:11:48	7.86 pH	18.88 °C	534.26 µS/cm	2.65 mg/L	8.83 NTU	-16.6 mV	28.12 ft	200.00 ml/min
2/15/2024 3:27 PM	02:16:48	7.86 pH	19.06 °C	534.41 µS/cm	2.66 mg/L	8.72 NTU	-17.0 mV	28.12 ft	200.00 ml/min
2/15/2024 3:32 PM	02:21:48	7.86 pH	18.63 °C	535.70 µS/cm	2.65 mg/L	8.05 NTU	-17.1 mV	28.12 ft	200.00 ml/min
2/15/2024 3:37 PM	02:26:48	7.86 pH	18.53 °C	536.33 µS/cm	2.66 mg/L	7.69 NTU	-16.9 mV	28.12 ft	200.00 ml/min
2/15/2024 3:42 PM	02:31:48	7.86 pH	18.65 °C	536.84 µS/cm	2.65 mg/L	6.62 NTU	-16.1 mV	28.12 ft	200.00 ml/min
2/15/2024 3:47 PM	02:36:48	7.86 pH	18.66 °C	535.93 µS/cm	2.63 mg/L	6.14 NTU	-17.0 mV	28.12 ft	200.00 ml/min
2/15/2024 3:52 PM	02:41:48	7.85 pH	18.99 °C	539.24 µS/cm	2.63 mg/L	5.67 NTU	-17.0 mV	28.12 ft	200.00 ml/min
2/15/2024 3:57 PM	02:46:48	7.85 pH	19.10 °C	534.85 µS/cm	2.56 mg/L	5.43 NTU	-17.4 mV	28.12 ft	200.00 ml/min
2/15/2024 4:02 PM	02:51:48	7.85 pH	18.96 °C	536.80 µS/cm	2.52 mg/L	5.20 NTU	-17.8 mV	28.12 ft	200.00 ml/min
2/15/2024 4:07 PM	02:56:48	7.85 pH	19.06 °C	537.41 µS/cm	2.46 mg/L	4.92 NTU	-18.1 mV	28.12 ft	200.00 ml/min

Samples

Sample ID:	Description:
HAM-MW-24D	Grab.

Low-Flow Test Report:

Test Date / Time: 2/15/2024 1:25:18 PM
Project: GP-Plant Hammond
Operator Name: Jamie Newsome

Location Name: MW-25D **Latitude: 34.25105303063453** **Longitude: -85.34285861075422** **Well Diameter: 2 in** **Casing Type: PVC** **Screen Length: 10 ft** **Top of Screen: 53.21 ft** **Total Depth: 63.21 ft** **Initial Depth to Water: 13.2 ft**	**Pump Type: Bladder** **Tubing Type: Poly** **Pump Intake From TOC: 58.21 ft** **Estimated Total Volume Pumped: 11 liter** **Flow Cell Volume: 90 ml** **Final Flow Rate: 200 ml/min** **Final Draw Down: 5.94 ft**	**Instrument Used: Aqua TROLL 400** **Serial Number: 968202**

Test Notes:
Seven bottles; Full App III and IV and Major Ions

Weather Conditions:
Clear, 55 degrees F

Low-Flow Readings:

Date Time	Elapsed Time	pH	Temperature	Specific Conductivity	RDO Concentration	Turbidity	ORP	Depth to Water	Flow
		+/- 0.1	+/- 0.5	+/- 5 %	+/- 0.2	+/- 5	+/- 10	+/- 0.3	
2/15/2024 1:25 PM	00:00	7.62 pH	19.51 °C	572.75 µS/cm	0.35 mg/L	1.68 NTU	-124.7 mV	16.82 ft	200.00 ml/min
2/15/2024 1:30 PM	05:00	7.66 pH	19.18 °C	573.53 µS/cm	0.36 mg/L	2.53 NTU	-119.7 mV	16.82 ft	200.00 ml/min
2/15/2024 1:35 PM	10:00	7.68 pH	19.16 °C	561.33 µS/cm	0.39 mg/L	1.01 NTU	-153.6 mV	16.82 ft	200.00 ml/min
2/15/2024 1:40 PM	15:00	7.69 pH	19.27 °C	566.32 µS/cm	0.32 mg/L	5.80 NTU	-118.8 mV	16.82 ft	200.00 ml/min
2/15/2024 1:45 PM	20:00	7.69 pH	19.43 °C	561.22 µS/cm	0.49 mg/L	0.65 NTU	-115.8 mV	17.75 ft	200.00 ml/min
2/15/2024 1:50 PM	25:00	7.70 pH	19.45 °C	555.26 µS/cm	0.31 mg/L	0.80 NTU	-148.4 mV	18.10 ft	200.00 ml/min
2/15/2024 1:55 PM	30:00	7.70 pH	19.49 °C	561.49 µS/cm	0.36 mg/L	0.75 NTU	-115.6 mV	18.35 ft	200.00 ml/min
2/15/2024 2:00 PM	35:00	7.70 pH	19.59 °C	561.96 µS/cm	0.30 mg/L	1.12 NTU	-116.2 mV	18.55 ft	200.00 ml/min
2/15/2024 2:05 PM	40:00	7.69 pH	19.64 °C	559.52 µS/cm	0.38 mg/L	0.86 NTU	-116.3 mV	18.70 ft	200.00 ml/min
2/15/2024 2:10 PM	45:00	7.70 pH	19.76 °C	566.88 µS/cm	0.33 mg/L	0.97 NTU	-149.7 mV	18.91 ft	200.00 ml/min
2/15/2024 2:15 PM	50:00	7.71 pH	19.78 °C	558.63 µS/cm	0.35 mg/L	0.80 NTU	-150.8 mV	19.03 ft	200.00 ml/min
2/15/2024 2:20 PM	55:00	7.70 pH	19.79 °C	558.78 µS/cm	0.30 mg/L	1.16 NTU	-151.1 mV	19.14 ft	200.00 ml/min

Samples

Sample ID:	Description:
HAM-MW-25D	Grab.

Created using VuSitu from In-Situ, Inc.

Low-Flow Test Report:

Test Date / Time: 2/15/2024 10:48:07 AM
Project: GP-Plant Hammond
Operator Name: Connor Cain

Location Name: MW-26D **Latitude: 34.251724462988086** **Longitude: -85.33932714730999** **Well Diameter: 2 in** **Casing Type: PVC** **Screen Length: 10 ft** **Top of Screen: 68.11 ft** **Total Depth: 78.11 ft** **Initial Depth to Water: 12.61 ft**	**Pump Type: Bladder** **Tubing Type: Poly** **Pump Intake From TOC: 73.11 ft** **Estimated Total Volume Pumped: 10 liter** **Flow Cell Volume: 90 ml** **Final Flow Rate: 200 ml/min** **Final Draw Down: 0.15 ft**	**Instrument Used: Aqua TROLL 400** **Serial Number: 850767**

Test Notes:
Seven bottles; Full App III and IV and Major Ions

Weather Conditions:
Sunny, 48 degrees F

Low-Flow Readings:

Date Time	Elapsed Time	pH	Temperature	Specific Conductivity	RDO Concentration	Turbidity	ORP	Depth to Water	Flow
		+/- 0.1	+/- 0.5	+/- 5 %	+/- 0.2	+/- 5	+/- 10	+/- 0.3	
2/15/2024 10:48 AM	00:00	7.21 pH	17.61 °C	1,001.0 µS/cm	0.35 mg/L	44.10 NTU	-103.1 mV	12.76 ft	200.00 ml/min
2/15/2024 10:53 AM	05:00	7.23 pH	17.46 °C	1,014.7 µS/cm	0.20 mg/L	39.00 NTU	-94.4 mV	12.76 ft	200.00 ml/min
2/15/2024 10:58 AM	10:00	7.23 pH	17.71 °C	1,015.2 µS/cm	0.15 mg/L	23.90 NTU	-60.0 mV	12.76 ft	200.00 ml/min
2/15/2024 11:03 AM	15:00	7.23 pH	17.66 °C	1,015.9 µS/cm	0.14 mg/L	19.60 NTU	-54.1 mV	12.76 ft	200.00 ml/min
2/15/2024 11:08 AM	20:00	7.22 pH	17.77 °C	1,018.3 µS/cm	0.14 mg/L	13.30 NTU	-52.0 mV	12.76 ft	200.00 ml/min
2/15/2024 11:13 AM	25:00	7.22 pH	17.87 °C	1,018.4 µS/cm	0.15 mg/L	10.70 NTU	-51.5 mV	12.76 ft	200.00 ml/min
2/15/2024 11:18 AM	30:00	7.22 pH	17.90 °C	1,018.2 µS/cm	0.16 mg/L	8.63 NTU	-50.5 mV	12.76 ft	200.00 ml/min
2/15/2024 11:23 AM	35:00	7.22 pH	18.03 °C	1,017.2 µS/cm	0.18 mg/L	6.12 NTU	-48.7 mV	12.76 ft	200.00 ml/min
2/15/2024 11:28 AM	40:00	7.23 pH	18.08 °C	1,014.7 µS/cm	0.19 mg/L	5.98 NTU	-48.4 mV	12.76 ft	200.00 ml/min
2/15/2024 11:33 AM	45:00	7.23 pH	18.05 °C	1,015.2 µS/cm	0.20 mg/L	4.82 NTU	-48.4 mV	12.76 ft	200.00 ml/min

Samples

Sample ID:	Description:
HAM-MW-26D	Grab.

Low-Flow Test Report:

Test Date / Time: 2/16/2024 2:30:09 PM
Project: GP-Plant Hammond
Operator Name: Connor Cain

Location Name: MW-27D **Latitude: 34.252919135647126** **Longitude: -85.3387893644025** **Well Diameter: 2 in** **Casing Type: PVC** **Screen Length: 10 ft** **Top of Screen: 53.19 ft** **Total Depth: 63.19 ft** **Initial Depth to Water: 12.16 ft**	**Pump Type: Bladder** **Tubing Type: Poly** **Pump Intake From TOC: 58.19 ft** **Estimated Total Volume Pumped: 32 liter** **Flow Cell Volume: 90 ml** **Final Flow Rate: 200 ml/min** **Final Draw Down: 36.59 ft**	**Instrument Used: Aqua TROLL 400** **Serial Number: 850767**

Test Notes:
Seven bottles; Full App III and IV and Major Ions

Weather Conditions:
Cloudy, 58 degrees F

Low-Flow Readings:

Date Time	Elapsed Time	pH	Temperature	Specific Conductivity	RDO Concentration	Turbidity	ORP	Depth to Water	Flow
		+/- 0.1	+/- 0.5	+/- 5 %	+/- 0.2	+/- 5	+/- 10	+/- 0.3	
2/16/2024 2:30 PM	00:00	7.83 pH	18.37 °C	437.81 µS/cm	0.22 mg/L	2.07 NTU	-104.4 mV	16.42 ft	200.00 ml/min
2/16/2024 2:35 PM	05:00	7.84 pH	18.26 °C	428.39 µS/cm	0.21 mg/L	2.14 NTU	-102.6 mV	18.40 ft	200.00 ml/min
2/16/2024 2:40 PM	10:00	7.85 pH	18.27 °C	426.37 µS/cm	0.23 mg/L	6.27 NTU	-71.5 mV	21.45 ft	200.00 ml/min
2/16/2024 2:45 PM	15:00	7.87 pH	18.32 °C	426.41 µS/cm	0.25 mg/L	12.20 NTU	-71.6 mV	23.00 ft	200.00 ml/min
2/16/2024 2:50 PM	20:00	7.93 pH	18.32 °C	428.50 µS/cm	0.27 mg/L	17.70 NTU	-77.4 mV	25.92 ft	200.00 ml/min
2/16/2024 2:55 PM	25:00	8.09 pH	18.28 °C	431.70 µS/cm	0.29 mg/L	21.00 NTU	-86.3 mV	27.82 ft	200.00 ml/min
2/16/2024 3:00 PM	30:00	8.24 pH	18.28 °C	430.63 µS/cm	0.31 mg/L	18.00 NTU	-95.1 mV	29.60 ft	200.00 ml/min
2/16/2024 3:05 PM	35:00	8.38 pH	18.31 °C	424.68 µS/cm	0.35 mg/L	21.00 NTU	-108.9 mV	31.58 ft	200.00 ml/min
2/16/2024 3:10 PM	40:00	8.83 pH	18.30 °C	405.25 µS/cm	0.39 mg/L	19.60 NTU	-122.6 mV	34.02 ft	200.00 ml/min
2/16/2024 3:15 PM	45:00	9.76 pH	18.33 °C	345.28 µS/cm	0.48 mg/L	28.10 NTU	-79.5 mV	35.82 ft	200.00 ml/min
2/16/2024 3:20 PM	50:00	10.12 pH	18.30 °C	323.12 µS/cm	0.54 mg/L	44.10 NTU	-65.9 mV	37.76 ft	200.00 ml/min
2/16/2024 3:25 PM	55:00	10.36 pH	18.28 °C	319.93 µS/cm	0.59 mg/L	40.80 NTU	-61.9 mV	39.75 ft	200.00 ml/min
2/16/2024 3:30 PM	01:00:00	10.41 pH	18.26 °C	319.93 µS/cm	0.61 mg/L	37.10 NTU	-59.0 mV	41.60 ft	200.00 ml/min

2/16/2024 3:35 PM	01:05:00	10.33 pH	18.24 °C	309.36 µS/cm	0.59 mg/L	46.10 NTU	-55.7 mV	42.26 ft	200.00 ml/min
2/16/2024 3:40 PM	01:10:00	9.79 pH	18.18 °C	327.27 µS/cm	0.56 mg/L	39.70 NTU	-51.8 mV	42.44 ft	200.00 ml/min
2/16/2024 3:45 PM	01:15:00	9.50 pH	18.16 °C	339.12 µS/cm	0.53 mg/L	39.20 NTU	-53.5 mV	42.67 ft	200.00 ml/min
2/16/2024 3:50 PM	01:20:00	9.34 pH	18.10 °C	346.53 µS/cm	0.50 mg/L	43.50 NTU	-54.1 mV	42.81 ft	200.00 ml/min
2/16/2024 3:55 PM	01:25:00	9.22 pH	18.07 °C	353.12 µS/cm	0.46 mg/L	43.70 NTU	-55.0 mV	43.01 ft	200.00 ml/min
2/16/2024 4:00 PM	01:30:00	9.13 pH	18.06 °C	358.44 µS/cm	0.44 mg/L	40.20 NTU	-56.7 mV	43.29 ft	200.00 ml/min
2/16/2024 4:05 PM	01:35:00	9.08 pH	18.03 °C	360.51 µS/cm	0.43 mg/L	34.80 NTU	-61.2 mV	43.48 ft	200.00 ml/min
2/16/2024 4:10 PM	01:40:00	9.05 pH	17.99 °C	362.40 µS/cm	0.41 mg/L	31.40 NTU	-66.0 mV	43.66 ft	200.00 ml/min
2/16/2024 4:15 PM	01:45:00	9.02 pH	17.97 °C	368.35 µS/cm	0.40 mg/L	27.50 NTU	-72.5 mV	43.87 ft	200.00 ml/min
2/16/2024 4:20 PM	01:50:00	9.02 pH	17.95 °C	367.97 µS/cm	0.39 mg/L	27.20 NTU	-75.2 mV	44.07 ft	200.00 ml/min
2/16/2024 4:25 PM	01:55:00	9.02 pH	17.90 °C	367.41 µS/cm	0.38 mg/L	26.20 NTU	-76.5 mV	44.46 ft	200.00 ml/min
2/16/2024 4:30 PM	02:00:00	9.02 pH	17.90 °C	366.99 µS/cm	0.38 mg/L	25.90 NTU	-74.1 mV	44.28 ft	200.00 ml/min
2/16/2024 4:35 PM	02:05:00	9.02 pH	17.88 °C	367.67 µS/cm	0.38 mg/L	24.90 NTU	-75.2 mV	44.61 ft	200.00 ml/min
2/16/2024 4:40 PM	02:10:00	9.02 pH	17.82 °C	368.53 µS/cm	0.38 mg/L	22.60 NTU	-77.5 mV	44.86 ft	200.00 ml/min
2/16/2024 4:45 PM	02:15:00	9.03 pH	17.79 °C	368.18 µS/cm	0.39 mg/L	21.40 NTU	-74.5 mV	45.04 ft	200.00 ml/min
2/16/2024 4:50 PM	02:20:00	9.04 pH	17.76 °C	369.11 µS/cm	0.39 mg/L	19.90 NTU	-72.8 mV	45.24 ft	200.00 ml/min
2/16/2024 4:55 PM	02:25:00	9.06 pH	17.75 °C	368.65 µS/cm	0.39 mg/L	18.30 NTU	-69.1 mV	45.45 ft	200.00 ml/min
2/16/2024 5:00 PM	02:30:00	9.06 pH	17.72 °C	368.89 µS/cm	0.39 mg/L	16.60 NTU	-68.8 mV	45.65 ft	200.00 ml/min
2/16/2024 5:05 PM	02:35:00	9.07 pH	17.70 °C	368.92 µS/cm	0.40 mg/L	15.20 NTU	-67.1 mV	45.84 ft	200.00 ml/min
2/16/2024 5:11 PM	02:41:03	9.08 pH	17.59 °C	370.08 µS/cm	0.42 mg/L	14.70 NTU	-24.8 mV	45.84 ft	200.00 ml/min
2/16/2024 5:16 PM	02:46:03	9.10 pH	17.54 °C	369.68 µS/cm	0.41 mg/L	14.00 NTU	-94.5 mV	46.28 ft	200.00 ml/min
2/16/2024 5:21 PM	02:51:03	9.10 pH	17.53 °C	369.67 µS/cm	0.40 mg/L	11.60 NTU	-67.4 mV	46.45 ft	200.00 ml/min
2/16/2024 5:26 PM	02:56:03	9.10 pH	17.45 °C	370.39 µS/cm	0.41 mg/L	11.10 NTU	-97.5 mV	46.65 ft	200.00 ml/min
2/16/2024 5:31 PM	03:01:03	9.12 pH	17.44 °C	369.55 µS/cm	0.44 mg/L	10.40 NTU	-66.8 mV	46.85 ft	200.00 ml/min
2/16/2024 5:36 PM	03:06:03	9.12 pH	17.41 °C	370.67 µS/cm	0.43 mg/L	8.75 NTU	-64.6 mV	47.04 ft	200.00 ml/min
2/16/2024 5:41 PM	03:11:03	9.13 pH	17.37 °C	370.91 µS/cm	0.41 mg/L	8.13 NTU	-64.8 mV	47.30 ft	200.00 ml/min
2/16/2024 5:46 PM	03:16:03	9.13 pH	17.34 °C	370.56 µS/cm	0.42 mg/L	7.69 NTU	-64.1 mV	47.41 ft	200.00 ml/min
2/16/2024 5:51 PM	03:21:03	9.13 pH	17.30 °C	370.79 µS/cm	0.41 mg/L	5.62 NTU	-64.3 mV	47.61 ft	200.00 ml/min
2/16/2024 5:56 PM	03:26:03	9.13 pH	17.21 °C	371.27 µS/cm	0.41 mg/L	4.72 NTU	-96.8 mV	47.77 ft	200.00 ml/min

2/16/2024 6:01 PM	03:31:03	9.14 pH	17.19 °C	371.15 µS/cm	0.41 mg/L	4.26 NTU	-66.3 mV	47.95 ft	200.00 ml/min
2/16/2024 6:06 PM	03:36:03	9.13 pH	17.14 °C	371.47 µS/cm	0.41 mg/L	4.15 NTU	-97.2 mV	48.18 ft	200.00 ml/min
2/16/2024 6:11 PM	03:41:03	9.13 pH	17.12 °C	371.60 µS/cm	0.40 mg/L	4.03 NTU	-67.2 mV	48.39 ft	200.00 ml/min
2/16/2024 6:16 PM	03:46:03	9.13 pH	17.05 °C	372.48 µS/cm	0.40 mg/L	3.70 NTU	-98.8 mV	48.56 ft	200.00 ml/min
2/16/2024 6:21 PM	03:51:03	9.12 pH	17.03 °C	372.61 µS/cm	0.39 mg/L	3.58 NTU	-102.5 mV	48.75 ft	200.00 ml/min

Samples

Sample ID:	Description:
HAM-MW-27D	Grab.

Created using VuSitu from In-Situ, Inc.

Low-Flow Test Report:

Test Date / Time: 2/14/2024 2:58:51 PM
Project: GP-Plant Hammond
Operator Name: Jamie Newsome

Location Name: MW-28D **Latitude: 34.25399264789583** **Longitude: -85.33903243959448** **Well Diameter: 2 in** **Casing Type: PVC** **Screen Length: 10 ft** **Top of Screen: 48.21 ft** **Total Depth: 58.21 ft** **Initial Depth to Water: 8.6 ft**	**Pump Type: Bladder** **Tubing Type: Poly** **Pump Intake From TOC: 53.21 ft** **Estimated Total Volume Pumped: 3 liter** **Flow Cell Volume: 90 ml** **Final Flow Rate: 100 ml/min** **Final Draw Down: 0.05 ft**	**Instrument Used: Aqua TROLL 400** **Serial Number: 968202**

Test Notes:
Seven bottles; Full App III and IV and Major Ions

Weather Conditions:
Sunny and clear, 60 degrees F

Low-Flow Readings:

Date Time	Elapsed Time	pH	Temperature	Specific Conductivity	RDO Concentration	Turbidity	ORP	Depth to Water	Flow
		+/- 0.1	+/- 0.5	+/- 5 %	+/- 0.2	+/- 5	+/- 10	+/- 0.3	
2/14/2024 2:58 PM	00:00	7.49 pH	19.64 °C	553.03 µS/cm	0.80 mg/L	5.89 NTU	-100.6 mV	8.60 ft	100.00 ml/min
2/14/2024 3:03 PM	05:00	7.51 pH	18.71 °C	569.15 µS/cm	0.77 mg/L	9.79 NTU	-124.4 mV	8.60 ft	100.00 ml/min
2/14/2024 3:08 PM	10:00	7.50 pH	18.65 °C	573.62 µS/cm	0.51 mg/L	8.37 NTU	-118.9 mV	8.60 ft	100.00 ml/min
2/14/2024 3:13 PM	15:00	7.51 pH	18.65 °C	575.51 µS/cm	0.37 mg/L	8.67 NTU	-118.9 mV	8.60 ft	100.00 ml/min
2/14/2024 3:18 PM	20:00	7.50 pH	18.65 °C	576.48 µS/cm	0.32 mg/L	6.84 NTU	-118.5 mV	8.65 ft	100.00 ml/min
2/14/2024 3:23 PM	25:00	7.50 pH	18.74 °C	574.90 µS/cm	0.36 mg/L	5.97 NTU	-117.0 mV	8.65 ft	100.00 ml/min
2/14/2024 3:28 PM	30:00	7.50 pH	18.72 °C	576.40 µS/cm	0.37 mg/L	4.72 NTU	-115.7 mV	8.65 ft	100.00 ml/min

Samples

Sample ID:	Description:
HAM-MW-28D	Grab.

Low-Flow Test Report:

Test Date / Time: 2/14/2024 1:50:05 PM
Project: GP-Plant Hammond
Operator Name: Connor Cain

Location Name: MW-29 **Latitude: 34.253838085601345** **Longitude: -85.33798906028767** **Well Diameter: 2 in** **Casing Type: PVC** **Screen Length: 10 ft** **Top of Screen: 18.25 ft** **Total Depth: 28.25 ft** **Initial Depth to Water: 3.93 ft**	**Pump Type: Bladder** **Tubing Type: Poly** **Pump Intake From TOC: 23.25 ft** **Estimated Total Volume Pumped: 8 liter** **Flow Cell Volume: 90 ml** **Final Flow Rate: 200 ml/min** **Final Draw Down: 0.05 ft**	**Instrument Used: Aqua TROLL 400** **Serial Number: 850767**

Test Notes:
Seven bottles; Full App III and IV and Major Ions

Weather Conditions:
Sunny, 58 degrees F

Low-Flow Readings:

Date Time	Elapsed Time	pH	Temperature	Specific Conductivity	RDO Concentration	Turbidity	ORP	Depth to Water	Flow
		+/- 0.1	+/- 0.5	+/- 5 %	+/- 0.2	+/- 5	+/- 10	+/- 0.3	
2/14/2024 1:50 PM	00:00	7.06 pH	17.51 °C	855.03 µS/cm	0.33 mg/L	16.50 NTU	-58.4 mV	3.98 ft	200.00 ml/min
2/14/2024 1:55 PM	05:00	7.06 pH	17.45 °C	847.46 µS/cm	0.60 mg/L	9.27 NTU	-47.7 mV	3.98 ft	200.00 ml/min
2/14/2024 2:00 PM	10:00	7.06 pH	17.49 °C	845.49 µS/cm	0.38 mg/L	6.03 NTU	-32.3 mV	3.98 ft	200.00 ml/min
2/14/2024 2:05 PM	15:00	7.06 pH	17.47 °C	842.78 µS/cm	0.27 mg/L	4.27 NTU	-33.9 mV	3.98 ft	200.00 ml/min
2/14/2024 2:10 PM	20:00	7.07 pH	17.37 °C	845.54 µS/cm	0.23 mg/L	3.08 NTU	-36.8 mV	3.98 ft	200.00 ml/min
2/14/2024 2:15 PM	25:00	7.06 pH	17.52 °C	844.47 µS/cm	0.21 mg/L	2.46 NTU	-37.6 mV	3.98 ft	200.00 ml/min
2/14/2024 2:20 PM	30:00	7.06 pH	17.54 °C	844.77 µS/cm	0.20 mg/L	1.78 NTU	-34.8 mV	3.98 ft	200.00 ml/min

Samples

Sample ID:	Description:
HAM-MW-29	Grab.
HAM-AP1-FD-01	Grab.

CALIBRATION REPORTS

Site Name: GP Hammond

Calibrated By: C. CAIN

Field Instrumentation Calibration Form

Date: 2/13/24

Field Conditions: Cloudy 35

Instrument	Manufactuer/ Model	Serial Number
Water Quality Meter	Aquatrall	850767
Turbidity Meter	21000	22090000086

Calibration Standard Information				
Parameter	Standard	Lot #	Date of Expiration	Brand
Specific Conductance (µS/cm)	4,490	24000044	5/24	In-Situ
pH (SU)	4.00	24000044	5/24	In-Situ
pH (SU)	7.00	22290139	4/24	In-Situ
pH (SU)	10.00	22110130	4/24	In-Situ
D.O. (%)	N/A	—	—	—
ORP (mV)	228.0	24002258	6/24	In-Situ

Calibration					
Time Start 0745		Time Finish 0820			
Parameter	Standard	Calibration Value	Calibration Solution Temperature (°C)	Acceptance Criteria	Reference
Specific Conductance (µS/cm)	4,490	4490	10.64	± 10% of standard	EPA 2023
pH (SU)	4.00	4.0	10.64	± 0.1	GWMP
pH (SU)	7.00	7.0	7.0	± 0.1	GWMP
pH (SU)	10.00	10	10.0	± 0.1	GWMP
D.O. (%)	N/A	100	100	± 10%	NA
ORP (mV)	228.0	228	228	± 10	EPA 2023

	Standard	Calibration Value	Acceptance Criteria	Reference
Turbidity (NTU)	20	20	± 10% of standard	EPA 2023
	100	100		
	800	800		

Calibration Check					
Time Start		Time Finish			
Parameter	Standard	Calibration Value	Calibration Solution Temperature (°C)	Acceptance Criteria	Reference
Specific Conductance (µS/cm)	4,490	4490	19.6	± 10% of standard	EPA 2023
pH (SU)	4.00	4.0	20.3	± 0.1	GWMP
pH (SU)	7.00	7.0	18.7	± 0.1	GWMP
pH (SU)	10.00	10.0	18.9	± 0.1	GWMP

	Standard	Calibration Value	Acceptance Criteria	Reference
Turbidity (NTU)	20	20	± 10% of standard	EPA 2023
	100	100		
	800	800		

Notes:

Site Name: Plant Hammond

Calibrated By: TK

Field Instrumentation Calibration Form

Date: 2/13/2024

Field Conditions: Clear, 40°F

Instrument	Manufactuer/ Model	Serial Number
Water Quality Meter	Aquatrol 1400	863530
Turbidity Meter	hach	22080000173

Calibration Standard Information				
Parameter	Standard	Lot #	Date of Expiration	Brand
Specific Conductance (µS/cm)	4,490	24000044	5/2024	[illegible]
pH (SU)	4.00	↓	↓	↓
pH (SU)	7.00	22290139	4/24	
pH (SU)	10.00	22110130	4/24	
D.O. (%)	N/A	—	—	
ORP (mV)	228.0	24007566	6/24	↓

Calibration					
Time Start 0730		Time Finish 0860			
Parameter	Standard	Calibration Value	Calibration Solution Temperature (°C)	Acceptance Criteria	Reference
Specific Conductance (µS/cm)	4,490	4490	11.11	± 10% of standard	EPA 2023
pH (SU)	4.00	4.00	11.33	± 0.1	GWMP
pH (SU)	7.00	7.00	11.85	± 0.1	GWMP
pH (SU)	10.00	10.00	11.84	± 0.1	GWMP
D.O. (%)	N/A	100	10.40	± 10%	NA
ORP (mV)	228.0	228	11.82	± 10	EPA 2023

	Standard	Calibration Value	Acceptance Criteria	Reference
Turbidity (NTU)	20	20	± 10% of standard	EPA 2023
	100	100		
	800	800		
	—	—		

Calibration Check					
Time Start		Time Finish			
Parameter	Standard	Calibration Value	Calibration Solution Temperature (°C)	Acceptance Criteria	Reference
Specific Conductance (µS/cm)	4,490	~~4.01~~	4465	± 10% of standard	EPA 2023
pH (SU)	4.00	4.01	18.01	± 0.1	GWMP
pH (SU)	7.00	7.03	18.91	± 0.1	GWMP
pH (SU)	10.00		9.91	± 0.1	GWMP

	Standard	Calibration Value	Acceptance Criteria	Reference
Turbidity (NTU)	10	9.99	± 10% of standard	EPA 2023
	20	19.98		
	200	199.1		
	800	803		

Notes:

Site Name: Plant Hammond

Field Instrumentation Calibration Form

Date: 2/13/24

Calibrated By: J Newsome

Field Conditions: Murky, Clear skies

Instrument	Manufactuer/ Model	Serial Number
Water Quality Meter	Aquatrol	85[illegible]
Turbidity Meter	2100Q	22080[illegible]

Calibration Standard Information				
Parameter	Standard	Lot #	Date of Expiration	Brand
Specific Conductance (µS/cm)	4,490	24[illegible]	05/24	In Situ
pH (SU)	4.00	24[illegible]	05/24	In Situ
pH (SU)	7.00	222-[illegible]	07/24	In Situ
pH (SU)	10.00	22[illegible]	07/24	In Situ
D.O. (%)	N/A	N/A	N/A	N/A
ORP (mV)	228.0	24[illegible]	04/24	In Situ

Calibration					
Time Start		Time Finish			
Parameter	Standard	Calibration Value	Calibration Solution Temperature (°C)	Acceptance Criteria	Reference
Specific Conductance (µS/cm)	4,490	4490	9.18	± 10% of standard	EPA 2023
pH (SU)	4.00	4	~~9.13~~	± 0.1	GWMP
pH (SU)	7.00	7	9.00	± 0.1	GWMP
pH (SU)	10.00	10	9.83	± 0.1	GWMP
D.O. (%)	N/A	100	8.42	± 10%	NA
ORP (mV)	228.0	228	9.55	± 10	EPA 2023

	Standard	Calibration Value	Acceptance Criteria	Reference
Turbidity (NTU)	10 NTU	9.8	± 10% of standard	EPA 2023
	20 NTU	~~19.8~~ 21.1		
	100 NTU	94.3		
	800 NTU	795		

Calibration Check					
Time Start		Time Finish			
Parameter	Standard	Calibration Value	Calibration Solution Temperature (°C)	Acceptance Criteria	Reference
Specific Conductance (µS/cm)	4,490	4490	9.70	± 10% of standard	EPA 2023
pH (SU)	4.00	4	9.32	± 0.1	GWMP
pH (SU)	7.00	7	9.21	± 0.1	GWMP
pH (SU)	10.00	10	10.10	± 0.1	GWMP

	Standard (NTU)	Calibration Value	Acceptance Criteria	Reference
Turbidity (NTU)	10	9.9	± 10% of standard	EPA 2023
	20	19.7		
	100	93.1		
	800	75.0		

Notes:

Site Name: GP Hammond

Calibrated By: C. CAIN

Field Instrumentation Calibration Form

Date: 2/14/24

Field Conditions: Sunny 3BF

Instrument	Manufactuer/ Model	Serial Number
Water Quality Meter	Aqua trall	856760
Turbidity Meter	2100Q	2209000000086

Calibration Standard Information				
Parameter	Standard	Lot #	Date of Expiration	Brand
Specific Conductance (µS/cm)	4,490	24000044	5/24	In-situ
pH (SU)	4.00	24000044	5/24	In-situ
pH (SU)	7.00	22990139	4/24	In-situ
pH (SU)	10.00	22110130	4/24	In-situ
D.O. (%)	N/A	—	—	—
ORP (mV)	228.0	24002258	6/24	Ingitu

Calibration					
Time Start 0828		Time Finish 0845			
Parameter	Standard	Calibration Value	Calibration Solution Temperature (°C)	Acceptance Criteria	Reference
Specific Conductance (µS/cm)	4,490	4490	10.93	± 10% of standard	EPA 2023
pH (SU)	4.00	4.0	10.73	± 0.1	GWMP
pH (SU)	7.00	7.0	10.13	± 0.1	GWMP
pH (SU)	10.00	10.0	9.73	± 0.1	GWMP
D.O. (%)	N/A	100	8.95	± 10%	NA
ORP (mV)	228.0	228	9.76	± 10	EPA 2023

	Standard	Calibration Value	Acceptance Criteria	Reference
Turbidity (NTU)	20	20	± 10% of standard	EPA 2023
	100	106		
	800	815		

Calibration Check					
Time Start		Time Finish			
Parameter	Standard	Calibration Value	Calibration Solution Temperature (°C)	Acceptance Criteria	Reference
Specific Conductance (µS/cm)	4,490	4490		± 10% of standard	EPA 2023
pH (SU)	4.00	4.0		± 0.1	GWMP
pH (SU)	7.00	7.0		± 0.1	GWMP
pH (SU)	10.00	10.0		± 0.1	GWMP

	Standard	Calibration Value	Acceptance Criteria	Reference
Turbidity (NTU)	20	20	± 10% of standard	EPA 2023
	100	102		
	800	824		

Notes:

Site Name: Mount Hermon

Field Instrumentation Calibration Form

Date: 7/14/2023

Calibrated By: T. Gessler

Field Conditions: Foggy, 55°

Instrument	Manufactuer/ Model	Serial Number
Water Quality Meter	Aquaread/400	866350
Turbidity Meter	Hach	2205800037

Calibration Standard Information				
Parameter	Standard	Lot #	Date of Expiration	Brand
Specific Conductance (µS/cm)	4,490	24XXXX44	5/24	Insitu
pH (SU)	4.00	24000004	3/24	"
pH (SU)	7.00	22290159	4/24	
pH (SU)	10.00	22110130	4/24	
D.O. (%)	N/A			
ORP (mV)	228.0	24002258	6/24	

Calibration					
Time Start 0900		Time Finish 0920			
Parameter	Standard	Calibration Value	Calibration Solution Temperature (°C)	Acceptance Criteria	Reference
Specific Conductance (µS/cm)	4,490	4490	5.37	± 10% of standard	EPA 2023
pH (SU)	4.00	4.00	5.76	± 0.1	GWMP
pH (SU)	7.00	7.00	6.55	± 0.1	GWMP
pH (SU)	10.00	10.00	7.63	± 0.1	GWMP
D.O. (%)	N/A	100	8.82	± 10%	NA
ORP (mV)	228.0	228	8.06	± 10	EPA 2023

	Standard	Calibration Value	Acceptance Criteria	Reference
Turbidity (NTU)	20	20	± 10% of standard	EPA 2023
	100	[illegible]		
	800			
	—	—		

Calibration Check					
Time Start		Time Finish			
Parameter	Standard	Calibration Value	Calibration Solution Temperature (°C)	Acceptance Criteria	Reference
Specific Conductance (µS/cm)	4,490	4480	17.23	± 10% of standard	EPA 2023
pH (SU)	4.00	3.99	18.00	± 0.1	GWMP
pH (SU)	7.00	7.02	17.99	± 0.1	GWMP
pH (SU)	10.00	9.95	17.83	± 0.1	GWMP

	Standard	Calibration Value	Acceptance Criteria	Reference
Turbidity (NTU)	10	9.95	± 10% of standard	EPA 2023
	20	20.1		
	200	191		
	800	807		

Notes:

Site Name: GP Plant Hammond

Field Instrumentation Calibration Form

Date: 2/14/24

Calibrated By: J Newsome

Field Conditions: Foggy. 38°F

Instrument	Manufactuer/ Model	Serial Number
Water Quality Meter	In Situ Aquatroll	968202
Turbidity Meter	2100Q 01	22090D0002 39

Calibration Standard Information				
Parameter	Standard	Lot #	Date of Expiration	Brand
Specific Conductance (µS/cm)	4,490	24000144	05/2024	In Situ
pH (SU)	4.00	24000044	05/2024	In Situ
pH (SU)	7.00	22290139	04/2024	In Situ
pH (SU)	10.00	22110130	04/2024	In Situ
D.O. (%)	N/A	N/A	N/A	N/A
ORP (mV)	228.0	24002258	06/2024	In Situ

Calibration					
Time Start	0740	Time Finish	0800		
Parameter	Standard	Calibration Value	Calibration Solution Temperature (°C)	Acceptance Criteria	Reference
Specific Conductance (µS/cm)	4,490	4490	7.11	± 10% of standard	EPA 2023
pH (SU)	4.00	4.00	7.21	± 0.1	GWMP
pH (SU)	7.00	7.00	7.22	± 0.1	GWMP
pH (SU)	10.00	10.10	7.55	± 0.1	GWMP
D.O. (%)	N/A	100%	7.75	± 10%	NA
ORP (mV)	228.0	228.0	7.65	± 10	EPA 2023

	Standard	Calibration Value	Acceptance Criteria	Reference
Turbidity (NTU)	10	10.4	± 10% of standard	EPA 2023
	20	19.1		
	100	103		
	800	808		

Calibration Check					
Time Start	12:33	Time Finish	12:41		
Parameter	Standard	Calibration Value	Calibration Solution Temperature (°C)	Acceptance Criteria	Reference
Specific Conductance (µS/cm)	4,490	4371.3	22.31	± 10% of standard	EPA 2023
pH (SU)	4.00	4.02	22.31	± 0.1	GWMP
pH (SU)	7.00	6.95	20.27	± 0.1	GWMP
pH (SU)	10.00	10.01	18.89	± 0.1	GWMP

	Standard	Calibration Value	Acceptance Criteria	Reference
Turbidity (NTU)	10	9.91	± 10% of standard	EPA 2023
	20	19.78		
	100	101.		
	800	797		

Notes:

Site Name: GP Plant Hammond

Field Instrumentation Calibration Form

Date: 2/15/24

Calibrated By: C. CAIN

Field Conditions: Sunny 33F

Instrument	Manufactuer/ Model	Serial Number
Water Quality Meter	[illegible]	[illegible]
Turbidity Meter	[illegible]	[illegible]

Calibration Standard Information				
Parameter	Standard	Lot #	Date of Expiration	Brand
Specific Conductance (µS/cm)	4,490	[illegible]	5/24	In-Situ
pH (SU)	4.00	[illegible] 2/15/24	5/24	In-Situ
pH (SU)	7.00	22294139	4/24	In-Situ
pH (SU)	10.00	22119130	4/24	In-Situ
D.O. (%)	N/A	—	—	—
ORP (mV)	228.0	24010258	6/24	In-Situ

Calibration					
Time Start 0745		Time Finish 0820			
Parameter	Standard	Calibration Value	Calibration Solution Temperature (°C)	Acceptance Criteria	Reference
Specific Conductance (µS/cm)	4,490	4490	12.63	± 10% of standard	EPA 2023
pH (SU)	4.00	4.0	12.47	± 0.1	GWMP
pH (SU)	7.00	7.0	12.97	± 0.1	GWMP
pH (SU)	10.00	10.0	11.98	± 0.1	GWMP
D.O. (%)	N/A	100	11.78	± 10%	NA
ORP (mV)	228.0	228	12.26	± 10	EPA 2023

	Standard	Calibration Value	Acceptance Criteria	Reference
Turbidity (NTU)	20	21.8	± 10% of standard	EPA 2023
	100	99.5		
	800	796		

Calibration Check					
Time Start		Time Finish			
Parameter	Standard	Calibration Value	Calibration Solution Temperature (°C)	Acceptance Criteria	Reference
Specific Conductance (µS/cm)	4,490	4483	18.18	± 10% of standard	EPA 2023
pH (SU)	4.00	4.01	17.95	± 0.1	GWMP
pH (SU)	7.00	7.0	18.53	± 0.1	GWMP
pH (SU)	10.00	9.94	18.11	± 0.1	GWMP

	Standard	Calibration Value	Acceptance Criteria	Reference
Turbidity (NTU)	20	20	± 10% of standard	EPA 2023
	100	100		
	800	800		

Notes:

Field Instrumentation Calibration Form

Site Name: Plant Hammond

Date: 2/15/2024

Calibrated By: Thomas Kessler

Field Conditions: Clear, 40°

Instrument	Manufactuer/ Model	Serial Number
Water Quality Meter	Hach	88 353C
Turbidity Meter		

Calibration Standard Information				
Parameter	Standard	Lot #	Date of Expiration	Brand
Specific Conductance (µS/cm)	4,490	24C00044	5/24	Insitu
pH (SU)	4.00	24C00044	5/24	
pH (SU)	7.00	22790139	4/24	
pH (SU)	10.00	22110130	4/24	
D.O. (%)	N/A			
ORP (mV)	228.0	24C00258	6/24	

Calibration					
Time Start 0730			Time Finish 0800		
Parameter	Standard	Calibration Value	Calibration Solution Temperature (°C)	Acceptance Criteria	Reference
Specific Conductance (µS/cm)	4,490	1490	8.14	± 10% of standard	EPA 2023
pH (SU)	4.00	4.00	8.76	± 0.1	GWMP
pH (SU)	7.00	7.00	8.81	± 0.1	GWMP
pH (SU)	10.00	10.00	10.13	± 0.1	GWMP
D.O. (%)	N/A	100	10.24	± 10%	NA
ORP (mV)	228.0	228	10.40	± 10	EPA 2023

	Standard	Calibration Value	Acceptance Criteria	Reference
Turbidity (NTU)	20	20.4	± 10% of standard	EPA 2023
	~~100 200~~	~~90.4~~ 100		
	800	791		

Calibration Check					
Time Start 1345			Time Finish		
Parameter	Standard	Calibration Value	Calibration Solution Temperature (°C)	Acceptance Criteria	Reference
Specific Conductance (µS/cm)	4,490	4500	18.30	± 10% of standard	EPA 2023
pH (SU)	4.00	4.000	18.75	± 0.1	GWMP
pH (SU)	7.00	7.000		± 0.1	GWMP
pH (SU)	10.00	10.00		± 0.1	GWMP

	Standard	Calibration Value	Acceptance Criteria	Reference
Turbidity (NTU)	20	19.8	± 10% of standard	EPA 2023
	100	96.1		
	800	785		

Notes: Recal Conductivity and pH

Site Name: GP Plant Hammond

Field Instrumentation Calibration Form

Date: 2/15/24

Calibrated By: J. Newsome

Field Conditions: Clear, 39°F

Instrument	Manufactuer/ Model	Serial Number
Water Quality Meter	Aquatroll	968202
Turbidity Meter	2100 Q	22090D000239

Calibration Standard Information				
Parameter	**Standard**	**Lot #**	**Date of Expiration**	**Brand**
Specific Conductance (µS/cm)	4,490	24000044	05/2024	In situ
pH (SU)	4.00	24000044	05/2024	In situ
pH (SU)	7.00	22290139	04/2024	In situ
pH (SU)	10.00	22110130	04/2024	In situ
D.O. (%)	N/A	N/A	N/A	N/A
ORP (mV)	228.0	24002258	06/2024	In situ

Calibration					
Time Start	7:45	**Time Finish**	8:18		
Parameter	**Standard**	**Calibration Value**	**Calibration Solution Temperature (°C)**	**Acceptance Criteria**	**Reference**
Specific Conductance (µS/cm)	4,490	4490	4.10	± 10% of standard	EPA 2023
pH (SU)	4.00	4.00	4.10	± 0.1	GWMP
pH (SU)	7.00	7.00	4.15	± 0.1	GWMP
pH (SU)	10.00	10.00	4.45	± 0.1	GWMP
D.O. (%)	N/A	100	3.86	± 10%	NA
ORP (mV)	228.0	228.0	4.56	± 10	EPA 2023

	Standard	Calibration Value	Acceptance Criteria	Reference
Turbidity (NTU)	10	10.1	± 10% of standard	EPA 2023
	20	20.0		
	100	104		
	800	796		

Calibration Check					
Time Start	1245	**Time Finish**	1257		
Parameter	**Standard**	**Calibration Value**	**Calibration Solution Temperature (°C)**	**Acceptance Criteria**	**Reference**
Specific Conductance (µS/cm)	4,490	4475	18.27	± 10% of standard	EPA 2023
pH (SU)	4.00	4.01	18.30	± 0.1	GWMP
pH (SU)	7.00	7.00	18.1	± 0.1	GWMP
pH (SU)	10.00	10.02	17.89	± 0.1	GWMP

	Standard	Calibration Value	Acceptance Criteria	Reference
Turbidity (NTU)	10	9.76	± 10% of standard	EPA 2023
	20	21.0		
	100	103		
	800	796		

Notes:

Site Name: GP Plant Hammond

Field Instrumentation Calibration Form

Date: 2/16/24

Calibrated By: C. CAIN

Field Conditions: Sunny 49F

Instrument	Manufactuer/ Model	Serial Number
Water Quality Meter	In-Situ	850767
Turbidity Meter	[illegible]	[illegible]

Calibration Standard Information				
Parameter	Standard	Lot #	Date of Expiration	Brand
Specific Conductance (µS/cm)	4,490	24000044	5/24	In-Situ
pH (SU)	4.00	24000044	5/24	In-Situ
pH (SU)	7.00	22290139	4/24	In-Situ
pH (SU)	10.00	22110130	4/24	In-Situ
D.O. (%)	N/A	—	—	—
ORP (mV)	228.0	24002258	6/24	In-Situ

Calibration					
Time Start		Time Finish			
Parameter	Standard	Calibration Value	Calibration Solution Temperature (°C)	Acceptance Criteria	Reference
Specific Conductance (µS/cm)	4,490	4490	13.7	± 10% of standard	EPA 2023
pH (SU)	4.00	4.0	13.58	± 0.1	GWMP
pH (SU)	7.00	7.0	13.31	± 0.1	GWMP
pH (SU)	10.00	10.0	13.16	± 0.1	GWMP
D.O. (%)	N/A		13.44	± 10%	NA
ORP (mV)	228.0	228.0	13.04	± 10	EPA 2023

	Standard	Calibration Value	Acceptance Criteria	Reference
Turbidity (NTU)	20	20.6	± 10% of standard	EPA 2023
	100	99		
	800	804		

Calibration Check					
Time Start		Time Finish			
Parameter	Standard	Calibration Value	Calibration Solution Temperature (°C)	Acceptance Criteria	Reference
Specific Conductance (µS/cm)	4,490	4490	18.60	± 10% of standard	EPA 2023
pH (SU)	4.00	4.08	18.47	± 0.1	GWMP
pH (SU)	7.00	7.01	18.89	± 0.1	GWMP
pH (SU)	10.00	9.94	18.42	± 0.1	GWMP

	Standard	Calibration Value	Acceptance Criteria	Reference
Turbidity (NTU)	20	20.1	± 10% of standard	EPA 2023
	100	103		
	800	812		

Notes:

APPENDIX D

Statistical Analysis Report

GROUNDWATER STATS CONSULTING

August 30, 2024

Southern Company Services
Attn: Ms. Kristen Jurinko
241 Ralph McGill Blvd NE, Bin 10160
Atlanta, Georgia 30308

Re: Plant Hammond Ash Pond 1 (AP-1)
Statistical Analysis – February 2024 Sample Event

Dear Ms. Jurinko,

Groundwater Stats Consulting, formerly the statistical consulting division of Sanitas Technologies, is pleased to provide the February 2024 Semi-Annual Groundwater Detection and Assessment Monitoring statistical summary of groundwater data for Georgia Power Company's Plant Hammond AP-1. The analysis complies with the federal rule for the Disposal of Coal Combustion Residuals from Electric Utilities (CCR Rule, 2015), the Georgia Environmental Protection Division (EPD) Rules for Solid Waste Management Chapter 391-3-4-.10 and follows the United States Environmental Protection Agency (USEPA) Unified Guidance (2009).

Sampling began for the Coal Combustion Residuals (CCR) program in 2016, and at least 8 background samples have been collected at each of the upgradient and downgradient groundwater monitoring wells. The monitoring well network, as provided by Southern Company Services, consists of the following:

- **Upgradient wells:** HGWA-1, HGWA-2, HGWA-3, HGWA-43D, and HGWA-44D
- **Downgradient wells:** HGWC-7, HGWC-8, HGWC-9, HGWC-10, HGWC-11, HGWC-12, and HGWC-13
- **Assessment wells:** MW-5, MW-6, MW-7, MW-19, MW-20, MW-24D, MW-25D, MW-26D, MW-27D, MW-28D, and MW-29

Sampling at upgradient wells HGWA-43D and HGWA-44D began in September 2020 and all data from these wells are included in construction of interwell statistical limits.

Sampling at assessment wells began in March 2019 and data from these wells are plotted on the time series graphs and box plots, and are evaluated for Appendix IV constituents using confidence intervals which require a minimum sample size of n=4.

Note that observations from a non-routine sample event in July 2023 for wells HGWC-8 and HGWC-13 were provided and are evaluated during this analysis.

Data were sent electronically to Groundwater Stats Consulting, and the statistical analysis was reviewed by Andrew Collins, Project Manager of Groundwater Stats Consulting. The statistical analysis was performed according to the groundwater screening that was performed in April 2018 by GSC and approved by Dr. Cameron, PhD Statistician with MacStat Consulting and primary author of the USEPA Unified Guidance (2009).

The CCR program consists of the constituents listed below. The terms "parameters" and "constituents" are used interchangeably.

- **Appendix III** (Detection Monitoring) **-** boron, calcium, chloride, fluoride, pH, sulfate, and TDS
- **Appendix IV** (Assessment Monitoring) **–** antimony, arsenic, barium, beryllium, cadmium, chromium, cobalt, combined radium 226 + 228, fluoride, lead, lithium, mercury, molybdenum, selenium, and thallium

Note that when there are no detections present in downgradient wells for a given constituent, statistical analyses are not required. A summary of Appendix IV downgradient and assessment well/constituent pairs with 100% non-detects follows this letter.

For all constituents, a substitution of the most recent reporting limit is used for non-detect data. In the cases of lithium, historical reporting limits vary among the wells. Therefore, the reporting limits of 0.030 mg/L, respectively, were substituted across all wells, which is the most recent reporting limit provided by the laboratory. Note that due to elevated historic reporting limits, the current reporting limit for arsenic of 0.005 mg/L was substituted across all wells in order to maintain statistical limits that are conservative from a regulatory perspective.

Time series plots for Appendix III and IV parameters at all wells are provided for the purpose of screening data at these wells (Figure A). Additionally, a separate section of box plots is included for all constituents at upgradient and downgradient wells (Figure B). The time series plots are used to initially screen for suspected outliers and trends, while the box plots provide visual representation of variation within individual wells and between all wells. Values in background which have been flagged as outliers may be seen in a

lighter font and as a disconnected symbol on the graphs. No values were flagged as outliers (Figure C).

In earlier analyses, data at all wells were evaluated for the following: 1) outliers; 2) trends; 3) most appropriate statistical method for Appendix III parameters based on site characteristics of groundwater data upgradient of the facility; and 4) eligibility of downgradient wells when intrawell statistical methods are recommended. Power curves were provided with the previous screening to demonstrate that the selected statistical methods for Appendix III parameters comply with the USEPA Unified Guidance. The EPA suggests the selected statistical method should provide at least 55% power at 3 standard deviations or at least 80% power at 4 standard deviations.

Statistical Methods – Appendix III Parameters

The following Appendix III parameters are evaluated using interwell prediction limits combined with a 1-of-2 resample plan: boron, calcium, chloride, fluoride, pH, sulfate, and TDS.

Parametric prediction limits are utilized when the screened historical data follow a normal or transformed-normal distribution. When data cannot be normalized or the majority of data are non-detects, a nonparametric test is utilized. While the false positive rate associated with the parametric limits is based on an annual 10% (5% per semi-annual event) as recommended by the EPA Unified Guidance (2009), the false positive rate associated with the nonparametric limits is dependent upon the available background sample size, number of future comparisons, and verification resample plan. The distribution of data is tested using the Shapiro-Wilk/Shapiro-Francia test for normality. After testing for normality and performing any adjustments as discussed below (US EPA, 2009), data are analyzed using either parametric or non-parametric prediction limits.

- No statistical analyses are required on wells and analytes containing 100% non-detects (USEPA Unified Guidance, 2009, Chapter 6).
- When data contain <15% non-detects, simple substitution of one-half the reporting limit is utilized in the statistical analysis. The reporting limit utilized for non-detects is the most recent practical quantification limit (PQL) as reported by the laboratory.
- When data contain between 15-50% non-detects, the Kaplan-Meier non-detect adjustment is applied to the background data for parametric limit. This technique adjusts the mean and standard deviation of the historical concentrations to account for concentrations below the reporting limit.

- Nonparametric prediction limits are used on data containing greater than 50% non-detects.

Note that values shown on data pages reflect raw data and any non-detects that have been substituted with one-half of the reporting limit will be shown as the original reporting limit.

Natural systems continuously evolve due to physical changes made to the environment. Examples include capping a landfill, paving areas near a well, or lining a drainage channel to prevent erosion. Periodic updating of background statistical limits is necessary to accommodate these types of changes. In the interwell case, prediction limits are updated with upgradient well data during each event after careful screening for any new outliers. In some cases, an earlier portion of data may require deselection prior to construction of limits to provide sensitive limits that will rapidly detect changes in groundwater quality. Even though the data are excluded from the calculation, the values will continue to be reported and shown in tables and graphs. When this step is required a summary of any adjusted records will be provided. No records were adjusted at this time.

Statistical Analysis of Appendix III Parameters – February 2024

All Appendix III parameters were analyzed using interwell prediction limits. Background (upgradient) well data were reassessed for potential outliers during this analysis. No new values were flagged as shown in the outlier summary following this report (Figure C).

Interwell Prediction Limits

Interwell prediction limits, combined with a 1-of-2 resample plan, were constructed for Appendix III parameters using all historical upgradient well data through February 2024 (Figure D). Interwell prediction limits pool upgradient well data to establish a background limit for an individual constituent. The February 2024 sample from each downgradient well is compared to the background limit to determine whether initial exceedances are present.

In the event of an initial exceedance of compliance well data, the 1-of-2 resample plan allows for collection of one additional sample to determine whether the initial exceedance is confirmed. When a resample confirms the initial exceedance, a statistically significant increase (SSI) is identified and further research would be required to identify the cause of the exceedance (i.e., impact from the site, natural variation, or an off-site source). If the resample falls within the statistical limit, the initial exceedance is considered to be a false

positive result and, therefore, no exceedance is noted and no further action is necessary. If no resample is collected, the original result is considered a confirmed exceedance.

When the February 2024 compliance data from downgradient wells were compared to interwell prediction limits, exceedances were identified for the following well/constituent pairs:

- Boron: HGWC-11, HGWC-12, HGWC-13, HGWC-7, HGWC-8, and HGWC-9
- Calcium: HGWC-12, HGWC-13, and HGWC-9
- Chloride: HGWC-9
- Sulfate: HGWC-11, HGWC-12, HGWC-13, HGWC-7, HGWC-8, and HGWC-9
- TDS: HGWC-12, HGWC-13, and HGWC-9

A summary table of these findings is provided along with the prediction limits.

July 2023 Non-Routine Event – Wells HGWC-8 and HGWC-13

As mentioned above, data from the July 2023 non-routine sample event were provided and analyzed with interwell prediction limits using pooled upgradient well data through the January 2023 (Figure D). Exceedances were identified for the following well/constituent pairs:

- Boron: HGWC-8 and HGWC-13
- Calcium: HGWC-13
- Chloride: HGWC-8
- Sulfate: HGWC-8 and HGWC-13
- TDS: HGWC-13

Trend Test Evaluation – Appendix III

When prediction limit exceedances are identified in downgradient wells, data are further evaluated using the Sen's Slope/Mann Kendall trend test to determine whether concentrations are statistically increasing, decreasing, or stable at the 99% confidence level (Figure E). Upgradient well data are included in the trend analyses for all parameters found to exceed their prediction limit in downgradient wells to identify whether similar patterns exist upgradient of the site. Upgradient trends are an indication of variability in groundwater unrelated to practices at the site. A summary of the trend test results follows

this letter. Statistically significant trends were noted for the following well/constituent pairs:

Increasing trends:

- Boron: HGWA-2 and HGWA-44D (both upgradient)
- Calcium: HGWA-2 and HGWA-3 (both upgradient)
- Chloride: HGWA-44D (upgradient)
- Sulfate: HGWA-2 (upgradient)

Decreasing trends:

- Boron: HGWA-43D (upgradient), HGWC-11, HGWC-12, and HGWC-13
- Chloride: HGWA-3 (upgradient) and HGWC-9
- Sulfate: HGWA-43D (upgradient)
- TDS: HGWC-12

Statistical Methods – Appendix IV Parameters

Appendix IV parameters are evaluated by statistically comparing the mean or median of each downgradient well/constituent pair against corresponding Groundwater Protection Standards (GWPS). The GWPS may be either regulatory (Maximum Contaminant Limits (MCL) or CCR rule-specified limits) or site-specific limits that are based on upgradient background groundwater quality. Site-specific background limits are determined using tolerance limits, and the comparison of downgradient means or medians to GWPS is performed using confidence intervals. The methods are described below.

Statistical Evaluation of Appendix IV Parameters – February 2024

For Appendix IV parameters, confidence intervals for each downgradient well/constituent pair were compared against corresponding Groundwater Protection Standards (GWPS). GWPS were developed as described below. Well/constituent pairs containing 100% non-detects do not require analyses.

Data from all wells for Appendix IV parameters are reassessed for outliers during each analysis. The most recent value for lithium at upgradient well HGWA-44D was flagged in order to maintain conservative limits from a regulatory perspective. A summary of flagged outliers follows this report (Figure C).

Interwell Upper Tolerance Limits

Interwell upper tolerance limits were used to calculate site-specific background limits from all available pooled upgradient well data through February 2024 for Appendix IV constituents (Figure F). Parametric tolerance limits are calculated, with a target of 95% confidence and 95% coverage, when data follow a normal or transformed-normal distribution. When data contained greater than 50% non-detects or did not follow a normal or transformed-normal distribution, non-parametric tolerance limits were used. As mentioned above, a reporting limit of 0.005 mg/L was substituted for arsenic and a reporting limit of 0.030 mg/L was substituted for lithium.

Groundwater Protection Standards

The background limits were then used when determining the groundwater protection standard (GWPS) under 40 CFR §257.95(h) and Georgia EPD Rule 391-3-4-.10(6)(a). On July 30, 2018, US EPA revised the Federal CCR rule updating GWPS for cobalt, lead, lithium, and molybdenum as described above in 40 CFR §257.95(h)(2). Effective on February 22, 2022, Georgia EPD incorporated the updated GWPS into the current Georgia EPD Rules for Solid Waste Management 391-3-4-.10(6)(a). In accordance with the updated Rules, the GWPS is:

- The maximum contaminant level (MCL) established under §141.62 and §141.66 of this title
- Where an MCL has not been established for a constituent, Federal and State CCR Rules specify levels for cobalt (0.006 mg/L), lead (0.015 mg/L), lithium (0.040 mg/L), and molybdenum (0.100 mg/L)
- The respective background level for a constituent when the background level is higher than the MCL or Federal CCR Rule identified GWPS

Following Georgia EPD Rule requirements and the Federal CCR requirements, GWPS were established for statistical comparison of Appendix IV constituents for this sample event (Figure G).

Confidence Intervals

To complete the statistical comparison to GWPS, confidence intervals using data through February 2024 (including the July 2023 non-routine observations for HGWC-8 and HGWC-13) were constructed for each of the Appendix IV constituents in each downgradient well and assessment wells with 4 or more samples.

The Sanitas software was used to calculate the confidence intervals. These intervals were constructed as either parametric or nonparametric confidence intervals depending on the data distribution and percentage of non-detects. When data followed a normal or transformed-normal distribution, parametric confidence intervals were used for Appendix IV parameters. Nonparametric confidence intervals, which use the appropriate order statistics, depending on the sample size, as interval limits, were constructed when data did not follow a normal or transformed-normal distribution or when there were greater than 50% non-detects. The lower confidence limit, which is constructed with 99% confidence for parametric confidence intervals, is compared to the GWPS prepared as described above. The achievable confidence level associated with nonparametric confidence intervals is dependent upon the number samples available.

Confidence intervals were compared to the GWPS prepared as described above (Figure H). Only when the entire confidence interval is above a GWPS is the downgradient well/constituent pair considered to exceed its respective standard. If there is an exceedance of the GWPS, a statistically significant level (SSL) exceedance is identified. Summaries of the confidence interval results, along with graphical comparison against GWPS follow this letter. Exceedances were noted for the following well/constituent pairs:

- Arsenic: HGWC-13
- Molybdenum: HGWC-8

Trend Test Evaluation – Appendix IV

Data at wells with confidence interval exceedances are further evaluated using the Sen's Slope/Mann Kendall trend test at the 95% confidence level to determine whether concentrations are statistically increasing, decreasing, or stable (Figure I). Although the trend tests for Assessment monitoring pairs were previously evaluated using 99% confidence, the 95% confidence level more rapidly identifies statistically significant trends. Additionally, the 95% confidence level is recommended in cases with limited sample sizes and, particularly, for new assessment wells. Upgradient wells are included in the trend analyses to identify whether similar patterns exist upgradient of the site for the same constituents. When trends are present in upgradient wells, it is an indication of variability in groundwater quality unrelated to practices at the site. A summary of the Appendix IV trend test results follows this letter. Statistically significant trends were identified for the following well/constituent pairs:

Increasing trends:

- Arsenic: HGWC-13

Decreasing trends:

- Molybdenum: HGWA-43D (upgradient) and HGWC-8

Thank you for the opportunity to assist you in the statistical analysis of groundwater quality for Hammond AP-1. If you have any questions or comments, please feel free to contact us.

For Groundwater Stats Consulting,





Easton Rayner
Groundwater Analyst

Andrew T. Collins
Project Manager

Sanitas™ v.10.0.20 Software licensed to Groundwater Stats Consulting. UG

100% Non-Detects: Appendix IV Downgradient & Assessment

Analysis Run 8/5/2024 10:09 AM View: Appendix IV
Plant Hammond Client: Southern Company Data: Hammond AP-1

Antimony (mg/L)
HGWC-12, MW-19, MW-20, MW-25D, MW-5

Arsenic (mg/L)
HGWC-10, MW-24D, MW-7

Beryllium (mg/L)
HGWC-10, HGWC-12, HGWC-9, MW-20, MW-24D, MW-25D, MW-26D, MW-27D, MW-29, MW-5, MW-6

Cadmium (mg/L)
HGWC-13, MW-20, MW-24D, MW-25D, MW-26D, MW-27D, MW-28D, MW-5, MW-6, MW-7

Cobalt (mg/L)
MW-25D, MW-5, MW-7

Lead (mg/L)
MW-25D

Lithium (mg/L)
HGWC-10, HGWC-11, MW-5, MW-6, MW-7

Mercury (mg/L)
HGWC-12, HGWC-7, HGWC-8, MW-19, MW-20, MW-24D, MW-26D, MW-27D, MW-28D, MW-5, MW-6, MW-7

Molybdenum (mg/L)
MW-20, MW-5

Selenium (mg/L)
HGWC-7, MW-20, MW-24D, MW-25D, MW-26D, MW-28D, MW-29

Thallium (mg/L)
HGWC-10, HGWC-7, HGWC-9, MW-20, MW-24D, MW-25D, MW-26D, MW-27D, MW-5, MW-7

Appendix III Interwell Prediction Limits - Significant Results

Plant Hammond Client: Southern Company Data: Hammond AP-1 Printed 4/17/2024, 2:36 PM

Constituent	Well	Upper Lim.	Lower Lim.	Date	Observ.	Sig.	Bg N	Bg Mean	Std. Dev.	%NDs	ND Adj.	Transform	Alpha	Method
Boron (mg/L)	**HGWC-11**	**0.55**	**n/a**	**2/15/2024**	**0.85**	**Yes**	**90**	**n/a**	**n/a**	**5.556**	**n/a**	**n/a**	**0.0002371**	**NP Inter (normality) 1 of 2**
Boron (mg/L)	**HGWC-12**	**0.55**	**n/a**	**2/15/2024**	**1.8**	**Yes**	**90**	**n/a**	**n/a**	**5.556**	**n/a**	**n/a**	**0.0002371**	**NP Inter (normality) 1 of 2**
Boron (mg/L)	**HGWC-13**	**0.55**	**n/a**	**2/16/2024**	**1**	**Yes**	**90**	**n/a**	**n/a**	**5.556**	**n/a**	**n/a**	**0.0002371**	**NP Inter (normality) 1 of 2**
Boron (mg/L)	**HGWC-7**	**0.55**	**n/a**	**2/14/2024**	**0.98**	**Yes**	**90**	**n/a**	**n/a**	**5.556**	**n/a**	**n/a**	**0.0002371**	**NP Inter (normality) 1 of 2**
Boron (mg/L)	**HGWC-8**	**0.55**	**n/a**	**2/14/2024**	**1.6**	**Yes**	**90**	**n/a**	**n/a**	**5.556**	**n/a**	**n/a**	**0.0002371**	**NP Inter (normality) 1 of 2**
Boron (mg/L)	**HGWC-9**	**0.55**	**n/a**	**2/15/2024**	**2.1**	**Yes**	**90**	**n/a**	**n/a**	**5.556**	**n/a**	**n/a**	**0.0002371**	**NP Inter (normality) 1 of 2**
Calcium (mg/L)	**HGWC-12**	**138**	**n/a**	**2/15/2024**	**171**	**Yes**	**90**	**n/a**	**n/a**	**0**	**n/a**	**n/a**	**0.0002371**	**NP Inter (normality) 1 of 2**
Calcium (mg/L)	**HGWC-13**	**138**	**n/a**	**2/16/2024**	**152**	**Yes**	**90**	**n/a**	**n/a**	**0**	**n/a**	**n/a**	**0.0002371**	**NP Inter (normality) 1 of 2**
Calcium (mg/L)	**HGWC-9**	**138**	**n/a**	**2/15/2024**	**148**	**Yes**	**90**	**n/a**	**n/a**	**0**	**n/a**	**n/a**	**0.0002371**	**NP Inter (normality) 1 of 2**
Chloride (mg/L)	**HGWC-9**	**44.8**	**n/a**	**2/15/2024**	**83.2**	**Yes**	**90**	**n/a**	**n/a**	**0**	**n/a**	**n/a**	**0.0002371**	**NP Inter (normality) 1 of 2**
Sulfate (mg/L)	**HGWC-11**	**93.9**	**n/a**	**2/15/2024**	**208**	**Yes**	**90**	**n/a**	**n/a**	**1.111**	**n/a**	**n/a**	**0.0002371**	**NP Inter (normality) 1 of 2**
Sulfate (mg/L)	**HGWC-12**	**93.9**	**n/a**	**2/15/2024**	**240**	**Yes**	**90**	**n/a**	**n/a**	**1.111**	**n/a**	**n/a**	**0.0002371**	**NP Inter (normality) 1 of 2**
Sulfate (mg/L)	**HGWC-13**	**93.9**	**n/a**	**2/16/2024**	**285**	**Yes**	**90**	**n/a**	**n/a**	**1.111**	**n/a**	**n/a**	**0.0002371**	**NP Inter (normality) 1 of 2**
Sulfate (mg/L)	**HGWC-7**	**93.9**	**n/a**	**2/14/2024**	**102**	**Yes**	**90**	**n/a**	**n/a**	**1.111**	**n/a**	**n/a**	**0.0002371**	**NP Inter (normality) 1 of 2**
Sulfate (mg/L)	**HGWC-8**	**93.9**	**n/a**	**2/14/2024**	**137**	**Yes**	**90**	**n/a**	**n/a**	**1.111**	**n/a**	**n/a**	**0.0002371**	**NP Inter (normality) 1 of 2**
Sulfate (mg/L)	**HGWC-9**	**93.9**	**n/a**	**2/15/2024**	**199**	**Yes**	**90**	**n/a**	**n/a**	**1.111**	**n/a**	**n/a**	**0.0002371**	**NP Inter (normality) 1 of 2**
Total Dissolved Solids (mg/L)	**HGWC-12**	**632**	**n/a**	**2/15/2024**	**660**	**Yes**	**90**	**n/a**	**n/a**	**0**	**n/a**	**n/a**	**0.0002371**	**NP Inter (normality) 1 of 2**
Total Dissolved Solids (mg/L)	**HGWC-13**	**632**	**n/a**	**2/16/2024**	**666**	**Yes**	**90**	**n/a**	**n/a**	**0**	**n/a**	**n/a**	**0.0002371**	**NP Inter (normality) 1 of 2**
Total Dissolved Solids (mg/L)	**HGWC-9**	**632**	**n/a**	**2/15/2024**	**663**	**Yes**	**90**	**n/a**	**n/a**	**0**	**n/a**	**n/a**	**0.0002371**	**NP Inter (normality) 1 of 2**

Appendix III Interwell Prediction Limits - All Results

Plant Hammond Client: Southern Company Data: Hammond AP-1 Printed 4/17/2024, 2:36 PM

Constituent	Well	Upper Lim.	Lower Lim.	Date	Observ.	Sig.	Bg N	Bg Mean	Std. Dev.	%NDs	ND Adj.	Transform	Alpha	Method
Boron (mg/L)	HGWC-10	0.55	n/a	2/15/2024	0.089	No	90	n/a	n/a	5.556	n/a	n/a	0.0002371	NP Inter (normality) 1 of 2
Boron (mg/L)	**HGWC-11**	**0.55**	**n/a**	**2/15/2024**	**0.85**	**Yes**	**90**	**n/a**	**n/a**	**5.556**	**n/a**	**n/a**	**0.0002371**	**NP Inter (normality) 1 of 2**
Boron (mg/L)	**HGWC-12**	**0.55**	**n/a**	**2/15/2024**	**1.8**	**Yes**	**90**	**n/a**	**n/a**	**5.556**	**n/a**	**n/a**	**0.0002371**	**NP Inter (normality) 1 of 2**
Boron (mg/L)	**HGWC-13**	**0.55**	**n/a**	**2/16/2024**	**1**	**Yes**	**90**	**n/a**	**n/a**	**5.556**	**n/a**	**n/a**	**0.0002371**	**NP Inter (normality) 1 of 2**
Boron (mg/L)	**HGWC-7**	**0.55**	**n/a**	**2/14/2024**	**0.98**	**Yes**	**90**	**n/a**	**n/a**	**5.556**	**n/a**	**n/a**	**0.0002371**	**NP Inter (normality) 1 of 2**
Boron (mg/L)	**HGWC-8**	**0.55**	**n/a**	**2/14/2024**	**1.6**	**Yes**	**90**	**n/a**	**n/a**	**5.556**	**n/a**	**n/a**	**0.0002371**	**NP Inter (normality) 1 of 2**
Boron (mg/L)	**HGWC-9**	**0.55**	**n/a**	**2/15/2024**	**2.1**	**Yes**	**90**	**n/a**	**n/a**	**5.556**	**n/a**	**n/a**	**0.0002371**	**NP Inter (normality) 1 of 2**
Calcium (mg/L)	HGWC-10	138	n/a	2/15/2024	68.4	No	90	n/a	n/a	0	n/a	n/a	0.0002371	NP Inter (normality) 1 of 2
Calcium (mg/L)	HGWC-11	138	n/a	2/15/2024	125	No	90	n/a	n/a	0	n/a	n/a	0.0002371	NP Inter (normality) 1 of 2
Calcium (mg/L)	**HGWC-12**	**138**	**n/a**	**2/15/2024**	**171**	**Yes**	**90**	**n/a**	**n/a**	**0**	**n/a**	**n/a**	**0.0002371**	**NP Inter (normality) 1 of 2**
Calcium (mg/L)	**HGWC-13**	**138**	**n/a**	**2/16/2024**	**152**	**Yes**	**90**	**n/a**	**n/a**	**0**	**n/a**	**n/a**	**0.0002371**	**NP Inter (normality) 1 of 2**
Calcium (mg/L)	HGWC-7	138	n/a	2/14/2024	109	No	90	n/a	n/a	0	n/a	n/a	0.0002371	NP Inter (normality) 1 of 2
Calcium (mg/L)	HGWC-8	138	n/a	2/14/2024	96.2	No	90	n/a	n/a	0	n/a	n/a	0.0002371	NP Inter (normality) 1 of 2
Calcium (mg/L)	**HGWC-9**	**138**	**n/a**	**2/15/2024**	**148**	**Yes**	**90**	**n/a**	**n/a**	**0**	**n/a**	**n/a**	**0.0002371**	**NP Inter (normality) 1 of 2**
Chloride (mg/L)	HGWC-10	44.8	n/a	2/15/2024	2.6	No	90	n/a	n/a	0	n/a	n/a	0.0002371	NP Inter (normality) 1 of 2
Chloride (mg/L)	HGWC-11	44.8	n/a	2/15/2024	14.5	No	90	n/a	n/a	0	n/a	n/a	0.0002371	NP Inter (normality) 1 of 2
Chloride (mg/L)	HGWC-12	44.8	n/a	2/15/2024	37.7	No	90	n/a	n/a	0	n/a	n/a	0.0002371	NP Inter (normality) 1 of 2
Chloride (mg/L)	HGWC-13	44.8	n/a	2/16/2024	16.7	No	90	n/a	n/a	0	n/a	n/a	0.0002371	NP Inter (normality) 1 of 2
Chloride (mg/L)	HGWC-7	44.8	n/a	2/14/2024	35.8	No	90	n/a	n/a	0	n/a	n/a	0.0002371	NP Inter (normality) 1 of 2
Chloride (mg/L)	HGWC-8	44.8	n/a	2/14/2024	32.9	No	90	n/a	n/a	0	n/a	n/a	0.0002371	NP Inter (normality) 1 of 2
Chloride (mg/L)	**HGWC-9**	**44.8**	**n/a**	**2/15/2024**	**83.2**	**Yes**	**90**	**n/a**	**n/a**	**0**	**n/a**	**n/a**	**0.0002371**	**NP Inter (normality) 1 of 2**
Fluoride (mg/L)	HGWC-10	1.5	n/a	2/15/2024	0.12	No	104	n/a	n/a	26.92	n/a	n/a	0.0001813	NP Inter (normality) 1 of 2
Fluoride (mg/L)	HGWC-11	1.5	n/a	2/15/2024	0.21	No	104	n/a	n/a	26.92	n/a	n/a	0.0001813	NP Inter (normality) 1 of 2
Fluoride (mg/L)	HGWC-12	1.5	n/a	2/15/2024	0.19	No	104	n/a	n/a	26.92	n/a	n/a	0.0001813	NP Inter (normality) 1 of 2
Fluoride (mg/L)	HGWC-13	1.5	n/a	2/16/2024	0.33	No	104	n/a	n/a	26.92	n/a	n/a	0.0001813	NP Inter (normality) 1 of 2
Fluoride (mg/L)	HGWC-7	1.5	n/a	2/14/2024	0.081J	No	104	n/a	n/a	26.92	n/a	n/a	0.0001813	NP Inter (normality) 1 of 2
Fluoride (mg/L)	HGWC-8	1.5	n/a	2/14/2024	0.3	No	104	n/a	n/a	26.92	n/a	n/a	0.0001813	NP Inter (normality) 1 of 2
Fluoride (mg/L)	HGWC-9	1.5	n/a	2/15/2024	0.087J	No	104	n/a	n/a	26.92	n/a	n/a	0.0001813	NP Inter (normality) 1 of 2
pH, Field (SU)	HGWC-10	8.25	4.9	2/15/2024	6.93	No	99	n/a	n/a	0	n/a	n/a	0.0003947	NP Inter (normality) 1 of 2
pH, Field (SU)	HGWC-11	8.25	4.9	2/15/2024	6.36	No	99	n/a	n/a	0	n/a	n/a	0.0003947	NP Inter (normality) 1 of 2
pH, Field (SU)	HGWC-12	8.25	4.9	2/15/2024	7.02	No	99	n/a	n/a	0	n/a	n/a	0.0003947	NP Inter (normality) 1 of 2
pH, Field (SU)	HGWC-13	8.25	4.9	2/16/2024	6.9	No	99	n/a	n/a	0	n/a	n/a	0.0003947	NP Inter (normality) 1 of 2
pH, Field (SU)	HGWC-7	8.25	4.9	2/14/2024	7.3	No	99	n/a	n/a	0	n/a	n/a	0.0003947	NP Inter (normality) 1 of 2
pH, Field (SU)	HGWC-8	8.25	4.9	2/14/2024	6.66	No	99	n/a	n/a	0	n/a	n/a	0.0003947	NP Inter (normality) 1 of 2
pH, Field (SU)	HGWC-9	8.25	4.9	2/15/2024	6.82	No	99	n/a	n/a	0	n/a	n/a	0.0003947	NP Inter (normality) 1 of 2
Sulfate (mg/L)	HGWC-10	93.9	n/a	2/15/2024	51.2	No	90	n/a	n/a	1.111	n/a	n/a	0.0002371	NP Inter (normality) 1 of 2
Sulfate (mg/L)	**HGWC-11**	**93.9**	**n/a**	**2/15/2024**	**208**	**Yes**	**90**	**n/a**	**n/a**	**1.111**	**n/a**	**n/a**	**0.0002371**	**NP Inter (normality) 1 of 2**
Sulfate (mg/L)	**HGWC-12**	**93.9**	**n/a**	**2/15/2024**	**240**	**Yes**	**90**	**n/a**	**n/a**	**1.111**	**n/a**	**n/a**	**0.0002371**	**NP Inter (normality) 1 of 2**
Sulfate (mg/L)	**HGWC-13**	**93.9**	**n/a**	**2/16/2024**	**285**	**Yes**	**90**	**n/a**	**n/a**	**1.111**	**n/a**	**n/a**	**0.0002371**	**NP Inter (normality) 1 of 2**
Sulfate (mg/L)	**HGWC-7**	**93.9**	**n/a**	**2/14/2024**	**102**	**Yes**	**90**	**n/a**	**n/a**	**1.111**	**n/a**	**n/a**	**0.0002371**	**NP Inter (normality) 1 of 2**
Sulfate (mg/L)	**HGWC-8**	**93.9**	**n/a**	**2/14/2024**	**137**	**Yes**	**90**	**n/a**	**n/a**	**1.111**	**n/a**	**n/a**	**0.0002371**	**NP Inter (normality) 1 of 2**
Sulfate (mg/L)	**HGWC-9**	**93.9**	**n/a**	**2/15/2024**	**199**	**Yes**	**90**	**n/a**	**n/a**	**1.111**	**n/a**	**n/a**	**0.0002371**	**NP Inter (normality) 1 of 2**
Total Dissolved Solids (mg/L)	HGWC-10	632	n/a	2/15/2024	229	No	90	n/a	n/a	0	n/a	n/a	0.0002371	NP Inter (normality) 1 of 2
Total Dissolved Solids (mg/L)	HGWC-11	632	n/a	2/15/2024	491	No	90	n/a	n/a	0	n/a	n/a	0.0002371	NP Inter (normality) 1 of 2
Total Dissolved Solids (mg/L)	**HGWC-12**	**632**	**n/a**	**2/15/2024**	**660**	**Yes**	**90**	**n/a**	**n/a**	**0**	**n/a**	**n/a**	**0.0002371**	**NP Inter (normality) 1 of 2**
Total Dissolved Solids (mg/L)	**HGWC-13**	**632**	**n/a**	**2/16/2024**	**666**	**Yes**	**90**	**n/a**	**n/a**	**0**	**n/a**	**n/a**	**0.0002371**	**NP Inter (normality) 1 of 2**
Total Dissolved Solids (mg/L)	HGWC-7	632	n/a	2/14/2024	440	No	90	n/a	n/a	0	n/a	n/a	0.0002371	NP Inter (normality) 1 of 2
Total Dissolved Solids (mg/L)	HGWC-8	632	n/a	2/14/2024	407	No	90	n/a	n/a	0	n/a	n/a	0.0002371	NP Inter (normality) 1 of 2
Total Dissolved Solids (mg/L)	**HGWC-9**	**632**	**n/a**	**2/15/2024**	**663**	**Yes**	**90**	**n/a**	**n/a**	**0**	**n/a**	**n/a**	**0.0002371**	**NP Inter (normality) 1 of 2**

Appendix III Interwell Prediction Limits - July 2023 Non-Routine - Significant Results

Plant Hammond Client: Southern Company Data: Hammond AP-1 Printed 8/5/2024, 10:08 AM

Constituent	Well	Upper Lim.	Lower Lim.	Date	Observ.	Sig.	Bg N	Bg Mean	Std. Dev.	%NDs	ND Adj.	Transform	Alpha	Method
Boron (mg/L)	**HGWC-13**	**0.44**	**n/a**	**7/17/2023**	**1**	**Yes**	**80**	**n/a**	**n/a**	**5**	**n/a**	**n/a**	**0.0002983**	**NP Inter (normality) 1 of 2**
Boron (mg/L)	**HGWC-8**	**0.44**	**n/a**	**7/13/2023**	**2**	**Yes**	**80**	**n/a**	**n/a**	**5**	**n/a**	**n/a**	**0.0002983**	**NP Inter (normality) 1 of 2**
Calcium (mg/L)	**HGWC-13**	**138**	**n/a**	**7/17/2023**	**179**	**Yes**	**80**	**n/a**	**n/a**	**0**	**n/a**	**n/a**	**0.0002983**	**NP Inter (normality) 1 of 2**
Chloride (mg/L)	**HGWC-8**	**44.8**	**n/a**	**7/13/2023**	**47.9**	**Yes**	**80**	**n/a**	**n/a**	**0**	**n/a**	**n/a**	**0.0002983**	**NP Inter (normality) 1 of 2**
Sulfate (mg/L)	**HGWC-13**	**88.2**	**n/a**	**7/17/2023**	**393**	**Yes**	**80**	**n/a**	**n/a**	**1.25**	**n/a**	**n/a**	**0.0002983**	**NP Inter (normality) 1 of 2**
Sulfate (mg/L)	**HGWC-8**	**88.2**	**n/a**	**7/13/2023**	**163**	**Yes**	**80**	**n/a**	**n/a**	**1.25**	**n/a**	**n/a**	**0.0002983**	**NP Inter (normality) 1 of 2**
Total Dissolved Solids (mg/L)	**HGWC-13**	**632**	**n/a**	**7/17/2023**	**817**	**Yes**	**80**	**n/a**	**n/a**	**0**	**n/a**	**n/a**	**0.0002983**	**NP Inter (normality) 1 of 2**

Appendix III Interwell Prediction Limits - July 2023 Non-Routine - All Results

Plant Hammond Client: Southern Company Data: Hammond AP-1 Printed 8/5/2024, 10:08 AM

Constituent	Well	Upper Lim.	Lower Lim.	Date	Observ.	Sig.	Bg N	Bg Mean	Std. Dev.	%NDs	ND Adj.	Transform	Alpha	Method
Boron (mg/L)	**HGWC-13**	**0.44**	**n/a**	**7/17/2023**	**1**	**Yes**	**80**	**n/a**	**n/a**	**5**	**n/a**	**n/a**	**0.0002983**	**NP Inter (normality) 1 of 2**
Boron (mg/L)	**HGWC-8**	**0.44**	**n/a**	**7/13/2023**	**2**	**Yes**	**80**	**n/a**	**n/a**	**5**	**n/a**	**n/a**	**0.0002983**	**NP Inter (normality) 1 of 2**
Calcium (mg/L)	**HGWC-13**	**138**	**n/a**	**7/17/2023**	**179**	**Yes**	**80**	**n/a**	**n/a**	**0**	**n/a**	**n/a**	**0.0002983**	**NP Inter (normality) 1 of 2**
Calcium (mg/L)	HGWC-8	138	n/a	7/13/2023	107	No	80	n/a	n/a	0	n/a	n/a	0.0002983	NP Inter (normality) 1 of 2
Chloride (mg/L)	HGWC-13	44.8	n/a	7/17/2023	17.8	No	80	n/a	n/a	0	n/a	n/a	0.0002983	NP Inter (normality) 1 of 2
Chloride (mg/L)	**HGWC-8**	**44.8**	**n/a**	**7/13/2023**	**47.9**	**Yes**	**80**	**n/a**	**n/a**	**0**	**n/a**	**n/a**	**0.0002983**	**NP Inter (normality) 1 of 2**
Fluoride (mg/L)	HGWC-13	1.3	n/a	7/17/2023	0.32	No	94	n/a	n/a	28.72	n/a	n/a	0.0002194	NP Inter (normality) 1 of 2
Fluoride (mg/L)	HGWC-8	1.3	n/a	7/13/2023	0.49	No	94	n/a	n/a	28.72	n/a	n/a	0.0002194	NP Inter (normality) 1 of 2
pH, Field (SU)	HGWC-13	8.25	4.9	7/17/2023	6.67	No	89	n/a	n/a	0	n/a	n/a	0.0004864	NP Inter (normality) 1 of 2
pH, Field (SU)	HGWC-8	8.25	4.9	7/13/2023	6.65	No	89	n/a	n/a	0	n/a	n/a	0.0004864	NP Inter (normality) 1 of 2
Sulfate (mg/L)	**HGWC-13**	**88.2**	**n/a**	**7/17/2023**	**393**	**Yes**	**80**	**n/a**	**n/a**	**1.25**	**n/a**	**n/a**	**0.0002983**	**NP Inter (normality) 1 of 2**
Sulfate (mg/L)	**HGWC-8**	**88.2**	**n/a**	**7/13/2023**	**163**	**Yes**	**80**	**n/a**	**n/a**	**1.25**	**n/a**	**n/a**	**0.0002983**	**NP Inter (normality) 1 of 2**
Total Dissolved Solids (mg/L)	**HGWC-13**	**632**	**n/a**	**7/17/2023**	**817**	**Yes**	**80**	**n/a**	**n/a**	**0**	**n/a**	**n/a**	**0.0002983**	**NP Inter (normality) 1 of 2**
Total Dissolved Solids (mg/L)	HGWC-8	632	n/a	7/13/2023	513	No	80	n/a	n/a	0	n/a	n/a	0.0002983	NP Inter (normality) 1 of 2

Appendix III Trend Tests - Significant Results

Plant Hammond Client: Southern Company Data: Hammond AP-1 Printed 8/5/2024, 10:22 AM

Constituent	Well	Slope	Calc.	Critical	Sig.	N	%NDs	Normality	Alpha	Method
Boron (mg/L)	**HGWA-2 (bg)**	**0.002545**	**157**	**92**	**Yes**	**22**	**0**	**n/a**	**0.01**	**NP**
Boron (mg/L)	**HGWA-43D (bg)**	**-0.007036**	**-40**	**-34**	**Yes**	**11**	**0**	**n/a**	**0.01**	**NP**
Boron (mg/L)	**HGWA-44D (bg)**	**0.06801**	**37**	**34**	**Yes**	**11**	**0**	**n/a**	**0.01**	**NP**
Boron (mg/L)	**HGWC-11**	**-0.1441**	**-93**	**-92**	**Yes**	**22**	**0**	**n/a**	**0.01**	**NP**
Boron (mg/L)	**HGWC-12**	**-0.1623**	**-127**	**-92**	**Yes**	**22**	**0**	**n/a**	**0.01**	**NP**
Boron (mg/L)	**HGWC-13**	**-0.1955**	**-148**	**-98**	**Yes**	**23**	**0**	**n/a**	**0.01**	**NP**
Calcium (mg/L)	**HGWA-2 (bg)**	**1.322**	**101**	**92**	**Yes**	**22**	**0**	**n/a**	**0.01**	**NP**
Calcium (mg/L)	**HGWA-3 (bg)**	**1.942**	**124**	**98**	**Yes**	**23**	**0**	**n/a**	**0.01**	**NP**
Chloride (mg/L)	**HGWA-3 (bg)**	**-0.1548**	**-140**	**-98**	**Yes**	**23**	**0**	**n/a**	**0.01**	**NP**
Chloride (mg/L)	**HGWA-44D (bg)**	**6.844**	**39**	**34**	**Yes**	**11**	**0**	**n/a**	**0.01**	**NP**
Chloride (mg/L)	**HGWC-9**	**-11.59**	**-173**	**-92**	**Yes**	**22**	**0**	**n/a**	**0.01**	**NP**
Sulfate (mg/L)	**HGWA-2 (bg)**	**2.951**	**159**	**92**	**Yes**	**22**	**0**	**n/a**	**0.01**	**NP**
Sulfate (mg/L)	**HGWA-43D (bg)**	**-3.197**	**-43**	**-34**	**Yes**	**11**	**0**	**n/a**	**0.01**	**NP**
Total Dissolved Solids (mg/L)	**HGWC-12**	**-38.98**	**-99**	**-92**	**Yes**	**22**	**0**	**n/a**	**0.01**	**NP**

Appendix III Trend Tests - All Results

Plant Hammond Client: Southern Company Data: Hammond AP-1 Printed 8/5/2024, 10:22 AM

Constituent	Well	Slope	Calc.	Critical	Sig.	N	%NDs	Normality	Alpha	Method
Boron (mg/L)	HGWA-1 (bg)	-0.000153	-17	-98	No	23	0	n/a	0.01	NP
Boron (mg/L)	**HGWA-2 (bg)**	**0.002545**	**157**	**92**	**Yes**	**22**	**0**	**n/a**	**0.01**	**NP**
Boron (mg/L)	HGWA-3 (bg)	0.0004726	50	98	No	23	21.74	n/a	0.01	NP
Boron (mg/L)	**HGWA-43D (bg)**	**-0.007036**	**-40**	**-34**	**Yes**	**11**	**0**	**n/a**	**0.01**	**NP**
Boron (mg/L)	**HGWA-44D (bg)**	**0.06801**	**37**	**34**	**Yes**	**11**	**0**	**n/a**	**0.01**	**NP**
Boron (mg/L)	**HGWC-11**	**-0.1441**	**-93**	**-92**	**Yes**	**22**	**0**	**n/a**	**0.01**	**NP**
Boron (mg/L)	**HGWC-12**	**-0.1623**	**-127**	**-92**	**Yes**	**22**	**0**	**n/a**	**0.01**	**NP**
Boron (mg/L)	**HGWC-13**	**-0.1955**	**-148**	**-98**	**Yes**	**23**	**0**	**n/a**	**0.01**	**NP**
Boron (mg/L)	HGWC-7	0.03117	105	105	No	24	0	n/a	0.01	NP
Boron (mg/L)	HGWC-8	-0.02633	-39	-105	No	24	0	n/a	0.01	NP
Boron (mg/L)	HGWC-9	0.04345	64	92	No	22	0	n/a	0.01	NP
Calcium (mg/L)	HGWA-1 (bg)	2.06	82	98	No	23	0	n/a	0.01	NP
Calcium (mg/L)	**HGWA-2 (bg)**	**1.322**	**101**	**92**	**Yes**	**22**	**0**	**n/a**	**0.01**	**NP**
Calcium (mg/L)	**HGWA-3 (bg)**	**1.942**	**124**	**98**	**Yes**	**23**	**0**	**n/a**	**0.01**	**NP**
Calcium (mg/L)	HGWA-43D (bg)	-2.939	-33	-34	No	11	0	n/a	0.01	NP
Calcium (mg/L)	HGWA-44D (bg)	-7.33	-33	-34	No	11	0	n/a	0.01	NP
Calcium (mg/L)	HGWC-12	-3.223	-54	-92	No	22	0	n/a	0.01	NP
Calcium (mg/L)	HGWC-13	13.06	78	98	No	23	0	n/a	0.01	NP
Calcium (mg/L)	HGWC-9	0.2338	9	92	No	22	0	n/a	0.01	NP
Chloride (mg/L)	HGWA-1 (bg)	0.6801	88	98	No	23	0	n/a	0.01	NP
Chloride (mg/L)	HGWA-2 (bg)	0.02731	14	92	No	22	0	n/a	0.01	NP
Chloride (mg/L)	**HGWA-3 (bg)**	**-0.1548**	**-140**	**-98**	**Yes**	**23**	**0**	**n/a**	**0.01**	**NP**
Chloride (mg/L)	HGWA-43D (bg)	-0.1067	-16	-34	No	11	0	n/a	0.01	NP
Chloride (mg/L)	**HGWA-44D (bg)**	**6.844**	**39**	**34**	**Yes**	**11**	**0**	**n/a**	**0.01**	**NP**
Chloride (mg/L)	**HGWC-9**	**-11.59**	**-173**	**-92**	**Yes**	**22**	**0**	**n/a**	**0.01**	**NP**
Sulfate (mg/L)	HGWA-1 (bg)	0.8197	38	98	No	23	0	n/a	0.01	NP
Sulfate (mg/L)	**HGWA-2 (bg)**	**2.951**	**159**	**92**	**Yes**	**22**	**0**	**n/a**	**0.01**	**NP**
Sulfate (mg/L)	HGWA-3 (bg)	-0.07809	-7	-98	No	23	0	n/a	0.01	NP
Sulfate (mg/L)	**HGWA-43D (bg)**	**-3.197**	**-43**	**-34**	**Yes**	**11**	**0**	**n/a**	**0.01**	**NP**
Sulfate (mg/L)	HGWA-44D (bg)	0.3314	1	34	No	11	9.091	n/a	0.01	NP
Sulfate (mg/L)	HGWC-11	-9.605	-67	-92	No	22	4.545	n/a	0.01	NP
Sulfate (mg/L)	HGWC-12	-8.396	-65	-92	No	22	0	n/a	0.01	NP
Sulfate (mg/L)	HGWC-13	33.97	82	98	No	23	0	n/a	0.01	NP
Sulfate (mg/L)	HGWC-7	-0.2435	-20	-105	No	24	0	n/a	0.01	NP
Sulfate (mg/L)	HGWC-8	-8.805	-81	-105	No	24	0	n/a	0.01	NP
Sulfate (mg/L)	HGWC-9	-3.744	-76	-92	No	22	0	n/a	0.01	NP
Total Dissolved Solids (mg/L)	HGWA-1 (bg)	4.894	41	98	No	23	0	n/a	0.01	NP
Total Dissolved Solids (mg/L)	HGWA-2 (bg)	5.374	56	92	No	22	0	n/a	0.01	NP
Total Dissolved Solids (mg/L)	HGWA-3 (bg)	1.051	27	98	No	23	0	n/a	0.01	NP
Total Dissolved Solids (mg/L)	HGWA-43D (bg)	-1.506	-5	-34	No	11	0	n/a	0.01	NP
Total Dissolved Solids (mg/L)	HGWA-44D (bg)	31.45	31	34	No	11	0	n/a	0.01	NP
Total Dissolved Solids (mg/L)	**HGWC-12**	**-38.98**	**-99**	**-92**	**Yes**	**22**	**0**	**n/a**	**0.01**	**NP**
Total Dissolved Solids (mg/L)	HGWC-13	38.87	75	98	No	23	0	n/a	0.01	NP
Total Dissolved Solids (mg/L)	HGWC-9	-29.47	-73	-92	No	22	0	n/a	0.01	NP

Upper Tolerance Limits

Plant Hammond Data: Hammond AP-1 Printed 4/25/2024, 9:18 AM

Constituent	Upper Lim.	Bg N	Std. Dev.	%NDs	ND Adj.	Transform	Alpha	Method
Antimony (mg/L)	0.003	93	n/a	82.8	n/a	n/a	0.008478	NP Inter(NDs)
Arsenic (mg/L)	0.005	99	n/a	67.68	n/a	n/a	0.006232	NP Inter(NDs)
Barium (mg/L)	0.46	99	n/a	0	n/a	n/a	0.006232	NP Inter(normality)
Beryllium (mg/L)	0.0005	93	n/a	78.49	n/a	n/a	0.008478	NP Inter(NDs)
Cadmium (mg/L)	0.0005	93	n/a	84.95	n/a	n/a	0.008478	NP Inter(NDs)
Chromium (mg/L)	0.0079	93	n/a	84.95	n/a	n/a	0.008478	NP Inter(NDs)
Cobalt (mg/L)	0.038	93	n/a	72.04	n/a	n/a	0.008478	NP Inter(NDs)
Combined Radium 226 + 228 (pCi/L)	4.36	99	n/a	0	n/a	n/a	0.006232	NP Inter(normality)
Fluoride (mg/L)	1.5	104	n/a	26.92	n/a	n/a	0.004822	NP Inter(normality)
Lead (mg/L)	0.001	90	n/a	71.11	n/a	n/a	0.009888	NP Inter(NDs)
Lithium (mg/L)	0.064	97	n/a	19.59	n/a	n/a	0.006905	NP Inter(normality)
Mercury (mg/L)	0.0002	71	n/a	97.18	n/a	n/a	0.0262	NP Inter(NDs)
Molybdenum (mg/L)	0.01	101	n/a	76.24	n/a	n/a	0.005625	NP Inter(NDs)
Selenium (mg/L)	0.005	99	n/a	95.96	n/a	n/a	0.006232	NP Inter(NDs)
Thallium (mg/L)	0.001	99	n/a	98.99	n/a	n/a	0.006232	NP Inter(NDs)

PLANT HAMMOND AP-1 GWPS				
Constituent Name	**MCL**	**CCR-Rule Specified**	**Background Limit**	**GWPS**
Antimony, Total (mg/L)	0.006		0.003	0.006
Arsenic, Total (mg/L)	0.01		0.005	0.01
Barium, Total (mg/L)	2		0.46	2
Beryllium, Total (mg/L)	0.004		0.0005	0.004
Cadmium, Total (mg/L)	0.005		0.0005	0.005
Chromium, Total (mg/L)	0.1		0.0079	0.1
Cobalt, Total (mg/L)	n/a	0.006	0.038	0.038
Combined Radium, Total (pCi/L)	5		4.36	5
Fluoride, Total (mg/L)	4		1.5	4
Lead, Total (mg/L)	n/a	0.015	0.001	0.015
Lithium, Total (mg/L)	n/a	0.04	0.064	0.064
Mercury, Total (mg/L)	0.002		0.0002	0.002
Molybdenum, Total (mg/L)	n/a	0.1	0.01	0.1
Selenium, Total (mg/L)	0.05		0.005	0.05
Thallium, Total (mg/L)	0.002		0.001	0.002

**Grey cell indidcates background is higher than MCL or CCR-Rule*

**MCL = Maximum Contaminant Level*

**CCR = Coal Combustion Residuals*

**GWPS = Groundwater Protection Statard*

Confidence Intervals Summary Table - Significant Results

Plant Hammond Client: Southern Company Data: Hammond AP-1 Printed 8/5/2024, 10:14 AM

Constituent	Well	Upper Lim.	Lower Lim.	Compliance	Sig.	N	Mean	Std. Dev.	%NDs	ND Adj.	Transform	Alpha	Method
Arsenic (mg/L)	**HGWC-13**	**0.4556**	**0.3752**	**0.01**	**Yes**	**26**	**0.4154**	**0.08254**	**0**	**None**	**No**	**0.01**	**Param.**
Molybdenum (mg/L)	**HGWC-8**	**0.4749**	**0.402**	**0.1**	**Yes**	**27**	**0.4315**	**0.08735**	**0**	**None**	**x^2**	**0.01**	**Param.**

Confidence Intervals Summary Table - All Results

Plant Hammond Client: Southern Company Data: Hammond AP-1 Printed 8/5/2024, 10:14 AM

Constituent	Well	Upper Lim.	Lower Lim.	Compliance	Sig.	N	Mean	Std. Dev.	%NDs	ND Adj.	Transform	Alpha	Method
Antimony (mg/L)	HGWC-10	0.003	0.0018	0.006	No	23	0.002846	0.00054	91.3	None	No	0.01	NP (NDs)
Antimony (mg/L)	HGWC-11	0.003	0.00038	0.006	No	23	0.002886	0.0005463	95.65	None	No	0.01	NP (NDs)
Antimony (mg/L)	HGWC-13	0.003	0.00049	0.006	No	24	0.002239	0.001214	70.83	None	No	0.01	NP (NDs)
Antimony (mg/L)	HGWC-7	0.003	0.0017	0.006	No	24	0.002835	0.0005939	91.67	None	No	0.01	NP (NDs)
Antimony (mg/L)	HGWC-8	0.003	0.00064	0.006	No	24	0.002902	0.0004817	95.83	None	No	0.01	NP (NDs)
Antimony (mg/L)	HGWC-9	0.003	0.00092	0.006	No	23	0.002569	0.0009653	82.61	None	No	0.01	NP (NDs)
Antimony (mg/L)	MW-24D	0.003	0.0017	0.006	No	14	0.002907	0.0003474	92.86	None	No	0.01	NP (NDs)
Antimony (mg/L)	MW-26D	0.003	0.002	0.006	No	14	0.002807	0.0005091	85.71	None	No	0.01	NP (NDs)
Antimony (mg/L)	MW-27D	0.003	0.0003	0.006	No	14	0.001844	0.001386	57.14	None	No	0.01	NP (NDs)
Antimony (mg/L)	MW-28D	0.003	0.0019	0.006	No	14	0.002921	0.000294	92.86	None	No	0.01	NP (NDs)
Antimony (mg/L)	MW-29	0.003	0.00094	0.006	No	14	0.002853	0.0005506	92.86	None	No	0.01	NP (NDs)
Antimony (mg/L)	MW-6	0.003	0.0014	0.006	No	14	0.002886	0.0004276	92.86	None	No	0.01	NP (NDs)
Antimony (mg/L)	MW-7	0.003	0.0013	0.006	No	14	0.002484	0.0009092	71.43	None	No	0.01	NP (NDs)
Arsenic (mg/L)	HGWC-11	0.005	0.002	0.01	No	25	0.00367	0.001699	52	None	No	0.01	NP (NDs)
Arsenic (mg/L)	HGWC-12	0.004066	0.002854	0.01	No	25	0.00346	0.001216	12	None	No	0.01	Param.
Arsenic (mg/L)	**HGWC-13**	**0.4556**	**0.3752**	**0.01**	**Yes**	**26**	**0.4154**	**0.08254**	**0**	**None**	**No**	**0.01**	**Param.**
Arsenic (mg/L)	HGWC-7	0.005	0.0019	0.01	No	26	0.004881	0.000608	96.15	None	No	0.01	NP (NDs)
Arsenic (mg/L)	HGWC-8	0.005	0.002	0.01	No	26	0.004885	0.0005883	96.15	None	No	0.01	NP (NDs)
Arsenic (mg/L)	HGWC-9	0.005	0.0021	0.01	No	25	0.004361	0.001518	84	None	No	0.01	NP (NDs)
Arsenic (mg/L)	MW-19	0.005	0.00045	0.01	No	14	0.004675	0.001216	92.86	None	No	0.01	NP (NDs)
Arsenic (mg/L)	MW-20	0.005	0.0023	0.01	No	14	0.004187	0.001661	78.57	None	No	0.01	NP (NDs)
Arsenic (mg/L)	MW-25D	0.005	0.0011	0.01	No	14	0.003911	0.001803	71.43	None	No	0.01	NP (NDs)
Arsenic (mg/L)	MW-26D	0.005	0.0017	0.01	No	14	0.00415	0.001705	78.57	None	No	0.01	NP (NDs)
Arsenic (mg/L)	MW-27D	0.005	0.001	0.01	No	14	0.004064	0.001868	78.57	None	No	0.01	NP (NDs)
Arsenic (mg/L)	MW-28D	0.005	0.0011	0.01	No	14	0.004721	0.001042	92.86	None	No	0.01	NP (NDs)
Arsenic (mg/L)	MW-29	0.005	0.00037	0.01	No	14	0.004669	0.001237	92.86	None	No	0.01	NP (NDs)
Arsenic (mg/L)	MW-5	0.005	0.0013	0.01	No	14	0.004736	0.0009889	92.86	None	No	0.01	NP (NDs)
Arsenic (mg/L)	MW-6	0.005	0.0034	0.01	No	14	0.004886	0.0004276	92.86	None	No	0.01	NP (NDs)
Barium (mg/L)	HGWC-10	0.08156	0.0603	2	No	25	0.07093	0.02133	0	None	No	0.01	Param.
Barium (mg/L)	HGWC-11	0.04895	0.03262	2	No	25	0.04197	0.01844	0	None	sqrt(x)	0.01	Param.
Barium (mg/L)	HGWC-12	0.1052	0.08512	2	No	25	0.09676	0.02155	0	None	ln(x)	0.01	Param.
Barium (mg/L)	HGWC-13	0.08509	0.06573	2	No	26	0.07541	0.01986	0	None	No	0.01	Param.
Barium (mg/L)	HGWC-7	0.07318	0.06743	2	No	26	0.07031	0.005903	0	None	No	0.01	Param.
Barium (mg/L)	HGWC-8	0.07165	0.05989	2	No	26	0.06577	0.01207	0	None	No	0.01	Param.
Barium (mg/L)	HGWC-9	0.1165	0.09543	2	No	25	0.106	0.02117	0	None	No	0.01	Param.
Barium (mg/L)	MW-19	0.05945	0.0417	2	No	14	0.05057	0.01253	0	None	No	0.01	Param.
Barium (mg/L)	MW-20	0.0954	0.08717	2	No	14	0.09129	0.00581	0	None	No	0.01	Param.
Barium (mg/L)	MW-24D	0.062	0.043	2	No	14	0.05807	0.0206	0	None	No	0.01	NP (normality)
Barium (mg/L)	MW-25D	0.6236	0.4435	2	No	14	0.5336	0.1271	0	None	No	0.01	Param.
Barium (mg/L)	MW-26D	0.1144	0.0695	2	No	14	0.09193	0.03166	0	None	No	0.01	Param.
Barium (mg/L)	MW-27D	1.2	0.94	2	No	14	1.021	0.1837	0	None	No	0.01	NP (normality)
Barium (mg/L)	MW-28D	1.062	0.3578	2	No	15	0.7827	0.6761	0	None	x^(1/3)	0.01	Param.
Barium (mg/L)	MW-29	0.0824	0.0726	2	No	14	0.0775	0.006914	0	None	No	0.01	Param.
Barium (mg/L)	MW-5	0.05124	0.04405	2	No	14	0.04764	0.005078	0	None	No	0.01	Param.
Barium (mg/L)	MW-6	0.08897	0.07603	2	No	14	0.0825	0.009129	0	None	No	0.01	Param.
Barium (mg/L)	MW-7	0.06057	0.04872	2	No	14	0.05464	0.008363	0	None	No	0.01	Param.
Beryllium (mg/L)	HGWC-11	0.0005	0.00012	0.004	No	23	0.0003637	0.0001918	65.22	None	No	0.01	NP (NDs)
Beryllium (mg/L)	HGWC-13	0.0005	0.000099	0.004	No	24	0.0003147	0.0002061	54.17	None	No	0.01	NP (NDs)
Beryllium (mg/L)	HGWC-7	0.0005	0.00019	0.004	No	24	0.000452	0.0001311	87.5	None	No	0.01	NP (NDs)
Beryllium (mg/L)	HGWC-8	0.0005	0.000074	0.004	No	24	0.0003403	0.0002108	62.5	None	No	0.01	NP (NDs)
Beryllium (mg/L)	MW-19	0.0005	0.000058	0.004	No	14	0.0004684	0.0001181	92.86	None	No	0.01	NP (NDs)
Beryllium (mg/L)	MW-28D	0.0005	0.00014	0.004	No	14	0.0004101	0.0001797	78.57	None	No	0.01	NP (NDs)
Beryllium (mg/L)	MW-7	0.0005	0.000051	0.004	No	14	0.0004679	0.00012	92.86	None	No	0.01	NP (NDs)
Cadmium (mg/L)	HGWC-10	0.0005	0.000115	0.005	No	23	0.0003833	0.0001815	69.57	None	No	0.01	NP (NDs)
Cadmium (mg/L)	HGWC-11	0.0005	0.0001	0.005	No	23	0.0004477	0.0001382	86.96	None	No	0.01	NP (NDs)

Confidence Intervals Summary Table - All Results

Plant Hammond Client: Southern Company Data: Hammond AP-1 Printed 8/5/2024, 10:14 AM

Constituent	Well	Upper Lim.	Lower Lim.	Compliance	Sig.	N	Mean	Std. Dev.	%NDs	ND Adj.	Transform	Alpha	Method
Cadmium (mg/L)	HGWC-12	0.0005	0.0003	0.005	No	23	0.0004452	0.0001264	82.61	None	No	0.01	NP (NDs)
Cadmium (mg/L)	HGWC-7	0.0005	0.0002	0.005	No	24	0.0004329	0.0001348	79.17	None	No	0.01	NP (NDs)
Cadmium (mg/L)	HGWC-8	0.00031	0.00017	0.005	No	24	0.0002975	0.0003147	4.167	None	No	0.01	NP (normality)
Cadmium (mg/L)	HGWC-9	0.0005	0.0002	0.005	No	23	0.0004509	0.0001313	86.96	None	No	0.01	NP (NDs)
Cadmium (mg/L)	MW-19	0.000308	0.0001501	0.005	No	14	0.0003493	0.0002593	28.57	Kaplan-Meier	ln(x)	0.01	Param.
Cadmium (mg/L)	MW-29	0.00053	0.0005	0.005	No	14	0.0005021	0.00000801	892.86	Kaplan-Meier	No	0.01	NP (NDs)
Chromium (mg/L)	HGWC-10	0.02	0.0012	0.1	No	23	0.005317	0.003387	86.96	None	No	0.01	NP (NDs)
Chromium (mg/L)	HGWC-11	0.005	0.0012	0.1	No	23	0.00444	0.001486	86.96	None	No	0.01	NP (NDs)
Chromium (mg/L)	HGWC-12	0.005	0.0025	0.1	No	23	0.004513	0.001326	86.96	None	No	0.01	NP (NDs)
Chromium (mg/L)	HGWC-13	0.005	0.00059	0.1	No	24	0.00444	0.001515	87.5	None	No	0.01	NP (NDs)
Chromium (mg/L)	HGWC-7	0.005	0.0021	0.1	No	24	0.006818	0.01377	70.83	None	No	0.01	NP (NDs)
Chromium (mg/L)	HGWC-8	0.005	0.0015	0.1	No	24	0.004313	0.001576	83.33	None	No	0.01	NP (NDs)
Chromium (mg/L)	HGWC-9	0.005	0.0013	0.1	No	23	0.004287	0.001596	82.61	None	No	0.01	NP (NDs)
Chromium (mg/L)	MW-19	0.005	0.00066	0.1	No	14	0.003316	0.002059	57.14	None	No	0.01	NP (NDs)
Chromium (mg/L)	MW-20	0.005	0.00071	0.1	No	14	0.004064	0.00186	78.57	None	No	0.01	NP (NDs)
Chromium (mg/L)	MW-24D	0.005	0.0017	0.1	No	14	0.004437	0.001453	85.71	None	No	0.01	NP (NDs)
Chromium (mg/L)	MW-25D	0.005	0.0012	0.1	No	14	0.004415	0.001492	85.71	None	No	0.01	NP (NDs)
Chromium (mg/L)	MW-26D	0.005	0.001	0.1	No	14	0.003719	0.001841	64.29	None	No	0.01	NP (NDs)
Chromium (mg/L)	MW-27D	0.005	0.00082	0.1	No	14	0.004394	0.00154	85.71	None	No	0.01	NP (NDs)
Chromium (mg/L)	MW-28D	0.005	0.00085	0.1	No	14	0.003403	0.001968	57.14	None	No	0.01	NP (NDs)
Chromium (mg/L)	MW-29	0.005	0.001	0.1	No	14	0.004714	0.001069	92.86	None	No	0.01	NP (NDs)
Chromium (mg/L)	MW-5	0.00374	0.00226	0.1	No	14	0.003	0.001045	0	None	No	0.01	Param.
Chromium (mg/L)	MW-6	0.005	0.0014	0.1	No	14	0.004102	0.001796	78.57	None	No	0.01	NP (NDs)
Chromium (mg/L)	MW-7	0.005	0.0015	0.1	No	14	0.002429	0.001418	21.43	None	No	0.01	NP (normality)
Cobalt (mg/L)	HGWC-10	0.005	0.0012	0.038	No	23	0.003896	0.001904	73.91	None	No	0.01	NP (NDs)
Cobalt (mg/L)	HGWC-11	0.005	0.0014	0.038	No	23	0.003268	0.0018	47.83	None	No	0.01	NP (normality)
Cobalt (mg/L)	HGWC-12	0.0017	0.0012	0.038	No	23	0.001704	0.001073	8.696	None	No	0.01	NP (normality)
Cobalt (mg/L)	HGWC-13	0.0053	0.0026	0.038	No	24	0.005788	0.005805	4.167	None	No	0.01	NP (normality)
Cobalt (mg/L)	HGWC-7	0.001543	0.0007098	0.038	No	24	0.001453	0.001456	12.5	None	ln(x)	0.01	Param.
Cobalt (mg/L)	HGWC-8	0.0023	0.0019	0.038	No	24	0.002861	0.002981	8.333	None	No	0.01	NP (normality)
Cobalt (mg/L)	HGWC-9	0.0007	0.00053	0.038	No	23	0.001075	0.00128	8.696	None	No	0.01	NP (normality)
Cobalt (mg/L)	MW-19	0.04019	0.02624	0.038	No	14	0.03321	0.009846	0	None	No	0.01	Param.
Cobalt (mg/L)	MW-20	0.005	0.0011	0.038	No	14	0.004721	0.001042	92.86	None	No	0.01	NP (NDs)
Cobalt (mg/L)	MW-24D	0.005	0.0011	0.038	No	14	0.004065	0.001866	78.57	None	No	0.01	NP (NDs)
Cobalt (mg/L)	MW-26D	0.005	0.00044	0.038	No	14	0.002092	0.00225	35.71	None	No	0.01	NP (normality)
Cobalt (mg/L)	MW-27D	0.005	0.00045	0.038	No	14	0.003996	0.001997	78.57	None	No	0.01	NP (NDs)
Cobalt (mg/L)	MW-28D	0.005	0.00093	0.038	No	14	0.004709	0.001088	92.86	None	No	0.01	NP (NDs)
Cobalt (mg/L)	MW-29	0.001359	0.0006853	0.038	No	14	0.001046	0.0005308	7.143	None	sqrt(x)	0.01	Param.
Cobalt (mg/L)	MW-6	0.00094	0.00036	0.038	No	14	0.00078	0.0007439	14.29	None	No	0.01	NP (normality)
Combined Radium 226 + 228 (pCi/L)	HGWC-10	1.032	0.5967	5	No	25	0.8142	0.4363	0	None	No	0.01	Param.
Combined Radium 226 + 228 (pCi/L)	HGWC-11	1.094	0.6374	5	No	25	0.8656	0.4579	0	None	No	0.01	Param.
Combined Radium 226 + 228 (pCi/L)	HGWC-12	0.9863	0.5537	5	No	25	0.77	0.4339	0	None	No	0.01	Param.
Combined Radium 226 + 228 (pCi/L)	HGWC-13	0.9428	0.5803	5	No	25	0.7616	0.3636	0	None	No	0.01	Param.
Combined Radium 226 + 228 (pCi/L)	HGWC-7	0.8168	0.4264	5	No	26	0.6695	0.4602	0	None	sqrt(x)	0.01	Param.
Combined Radium 226 + 228 (pCi/L)	HGWC-8	0.931	0.6537	5	No	25	0.7923	0.2781	0	None	No	0.01	Param.
Combined Radium 226 + 228 (pCi/L)	HGWC-9	0.8744	0.5384	5	No	25	0.7064	0.337	0	None	No	0.01	Param.
Combined Radium 226 + 228 (pCi/L)	MW-19	0.8865	0.4164	5	No	14	0.6514	0.3319	0	None	No	0.01	Param.
Combined Radium 226 + 228 (pCi/L)	MW-20	0.9197	0.388	5	No	14	0.6539	0.3753	0	None	No	0.01	Param.
Combined Radium 226 + 228 (pCi/L)	MW-24D	0.5634	0.1759	5	No	14	0.393	0.3241	0	None	sqrt(x)	0.01	Param.
Combined Radium 226 + 228 (pCi/L)	MW-25D	1.228	0.8393	5	No	14	1.034	0.2744	0	None	No	0.01	Param.
Combined Radium 226 + 228 (pCi/L)	MW-26D	0.7738	0.1681	5	No	14	0.5178	0.4756	0	None	sqrt(x)	0.01	Param.
Combined Radium 226 + 228 (pCi/L)	MW-27D	1.463	0.8287	5	No	14	1.165	0.4918	0	None	sqrt(x)	0.01	Param.
Combined Radium 226 + 228 (pCi/L)	MW-28D	1.555	0.6457	5	No	14	1.1	0.6418	0	None	No	0.01	Param.
Combined Radium 226 + 228 (pCi/L)	MW-29	0.8552	0.323	5	No	14	0.5891	0.3757	0	None	No	0.01	Param.
Combined Radium 226 + 228 (pCi/L)	MW-5	0.9153	0.5405	5	No	14	0.7279	0.2645	0	None	No	0.01	Param.

Confidence Intervals Summary Table - All Results

Plant Hammond Client: Southern Company Data: Hammond AP-1 Printed 8/5/2024, 10:14 AM

Constituent	Well	Upper Lim.	Lower Lim.	Compliance	Sig.	N	Mean	Std. Dev.	%NDs	ND Adj.	Transform	Alpha	Method
Combined Radium 226 + 228 (pCi/L)	MW-6	0.9444	0.4622	5	No	14	0.7439	0.4234	0	None	ln(x)	0.01	Param.
Combined Radium 226 + 228 (pCi/L)	MW-7	1.077	0.4173	5	No	14	0.7472	0.4658	0	None	No	0.01	Param.
Fluoride (mg/L)	HGWC-10	0.1727	0.07629	4	No	26	0.1671	0.129	15.38	Kaplan-Meier	x^(1/3)	0.01	Param.
Fluoride (mg/L)	HGWC-11	0.3825	0.239	4	No	26	0.3236	0.159	0	None	sqrt(x)	0.01	Param.
Fluoride (mg/L)	HGWC-12	0.31	0.17	4	No	26	0.2985	0.2264	3.846	None	No	0.01	NP (normality)
Fluoride (mg/L)	HGWC-13	0.6555	0.4718	4	No	27	0.5637	0.1926	0	None	No	0.01	Param.
Fluoride (mg/L)	HGWC-7	0.15	0.083	4	No	28	0.1401	0.1028	7.143	None	No	0.01	NP (normality)
Fluoride (mg/L)	HGWC-8	0.6094	0.4654	4	No	28	0.5457	0.1685	0	None	sqrt(x)	0.01	Param.
Fluoride (mg/L)	HGWC-9	0.2264	0.1021	4	No	26	0.1829	0.1457	7.692	None	sqrt(x)	0.01	Param.
Fluoride (mg/L)	MW-19	0.235	0.09868	4	No	14	0.1764	0.1239	0	None	x^(1/3)	0.01	Param.
Fluoride (mg/L)	MW-20	0.1	0.074	4	No	14	0.09193	0.01389	71.43	None	No	0.01	NP (NDs)
Fluoride (mg/L)	MW-24D	0.09702	0.05496	4	No	14	0.08757	0.03445	28.57	Kaplan-Meier	sqrt(x)	0.01	Param.
Fluoride (mg/L)	MW-25D	1.7	1.4	4	No	14	1.6	0.1961	0	None	No	0.01	NP (normality)
Fluoride (mg/L)	MW-26D	0.1199	0.06252	4	No	14	0.09121	0.04051	7.143	None	No	0.01	Param.
Fluoride (mg/L)	MW-27D	0.28	0.22	4	No	14	0.2629	0.05136	0	None	No	0.01	NP (normality)
Fluoride (mg/L)	MW-28D	0.2389	0.1683	4	No	14	0.2036	0.04986	0	None	No	0.01	Param.
Fluoride (mg/L)	MW-29	0.18	0.068	4	No	14	0.09214	0.03188	57.14	None	No	0.01	NP (NDs)
Fluoride (mg/L)	MW-5	0.08513	0.05858	4	No	14	0.07186	0.01874	14.29	None	No	0.01	Param.
Fluoride (mg/L)	MW-6	0.15	0.053	4	No	14	0.08764	0.0505	14.29	None	No	0.01	NP (normality)
Fluoride (mg/L)	MW-7	0.17	0.069	4	No	14	0.095	0.02746	64.29	None	No	0.01	NP (NDs)
Lead (mg/L)	HGWC-10	0.001	0.00005	0.015	No	21	0.0009548	0.0002073	95.24	None	No	0.01	NP (NDs)
Lead (mg/L)	HGWC-11	0.001	0.0003	0.015	No	21	0.0007647	0.000385	71.43	None	No	0.01	NP (NDs)
Lead (mg/L)	HGWC-12	0.001	0.00043	0.015	No	21	0.000797	0.0003787	76.19	None	No	0.01	NP (NDs)
Lead (mg/L)	HGWC-13	0.001	0.00018	0.015	No	22	0.0007632	0.0003963	72.73	None	No	0.01	NP (NDs)
Lead (mg/L)	HGWC-7	0.001	0.0002	0.015	No	22	0.000727	0.0004205	59.09	None	No	0.01	NP (NDs)
Lead (mg/L)	HGWC-8	0.001	0.0002	0.015	No	22	0.0008025	0.0003731	77.27	None	No	0.01	NP (NDs)
Lead (mg/L)	HGWC-9	0.001	0.0002	0.015	No	21	0.0006816	0.0004178	61.9	None	No	0.01	NP (NDs)
Lead (mg/L)	MW-19	0.001	0.000071	0.015	No	12	0.000692	0.0004552	66.67	None	No	0.01	NP (NDs)
Lead (mg/L)	MW-20	0.001	0.0001	0.015	No	12	0.0007033	0.0004393	66.67	None	No	0.01	NP (NDs)
Lead (mg/L)	MW-24D	0.001	0.000042	0.015	No	12	0.0006213	0.0004696	58.33	None	No	0.01	NP (NDs)
Lead (mg/L)	MW-26D	0.001	0.0001	0.015	No	12	0.0008483	0.0003542	83.33	None	No	0.01	NP (NDs)
Lead (mg/L)	MW-27D	0.001	0.00043	0.015	No	12	0.00088	0.0002875	83.33	None	No	0.01	NP (NDs)
Lead (mg/L)	MW-28D	0.001	0.00018	0.015	No	12	0.0007518	0.0003769	58.33	None	No	0.01	NP (NDs)
Lead (mg/L)	MW-29	0.001	0.00009	0.015	No	12	0.000771	0.0004145	75	None	No	0.01	NP (NDs)
Lead (mg/L)	MW-5	0.001	0.000047	0.015	No	12	0.0009206	0.0002751	91.67	None	No	0.01	NP (NDs)
Lead (mg/L)	MW-6	0.001	0.000084	0.015	No	12	0.0007092	0.0004325	66.67	None	No	0.01	NP (NDs)
Lead (mg/L)	MW-7	0.001	0.000062	0.015	No	12	0.0009218	0.0002708	91.67	None	No	0.01	NP (NDs)
Lithium (mg/L)	HGWC-12	0.01027	0.007987	0.064	No	25	0.009128	0.002289	0	None	No	0.01	Param.
Lithium (mg/L)	HGWC-13	0.03982	0.03219	0.064	No	26	0.03601	0.007831	0	None	No	0.01	Param.
Lithium (mg/L)	HGWC-7	0.0026	0.002	0.064	No	26	0.002881	0.002524	3.846	None	No	0.01	NP (normality)
Lithium (mg/L)	HGWC-8	0.0029	0.0024	0.064	No	26	0.003515	0.003414	7.692	None	No	0.01	NP (normality)
Lithium (mg/L)	HGWC-9	0.0044	0.0036	0.064	No	25	0.004492	0.00225	4	None	No	0.01	NP (normality)
Lithium (mg/L)	MW-19	0.01316	0.008478	0.064	No	14	0.01082	0.003309	7.143	None	No	0.01	Param.
Lithium (mg/L)	MW-20	0.03	0.00091	0.064	No	14	0.01142	0.01437	35.71	None	No	0.01	NP (normality)
Lithium (mg/L)	MW-24D	0.002899	0.002586	0.064	No	14	0.002743	0.0002209	0	None	No	0.01	Param.
Lithium (mg/L)	MW-25D	0.04906	0.04151	0.064	No	14	0.04529	0.005327	0	None	No	0.01	Param.
Lithium (mg/L)	MW-26D	0.004	0.0032	0.064	No	14	0.005407	0.007087	0	None	No	0.01	NP (normality)
Lithium (mg/L)	MW-27D	0.008816	0.00647	0.064	No	14	0.007643	0.001656	0	None	No	0.01	Param.
Lithium (mg/L)	MW-28D	0.01293	0.007702	0.064	No	14	0.01031	0.003689	0	None	No	0.01	Param.
Lithium (mg/L)	MW-29	0.00231	0.002018	0.064	No	14	0.002164	0.0002061	0	None	No	0.01	Param.
Mercury (mg/L)	HGWC-10	0.0002	0.00005	0.002	No	17	0.0001912	0.00003638	94.12	None	No	0.01	NP (NDs)
Mercury (mg/L)	HGWC-11	0.0002	0.00005	0.002	No	17	0.0001912	0.00003638	94.12	None	No	0.01	NP (NDs)
Mercury (mg/L)	HGWC-13	0.0002	0.00005	0.002	No	18	0.0001828	0.00005015	88.89	None	No	0.01	NP (NDs)
Mercury (mg/L)	HGWC-9	0.0002	0.00004	0.002	No	17	0.0001906	0.00003881	94.12	None	No	0.01	NP (NDs)
Mercury (mg/L)	MW-25D	0.0002	0.00013	0.002	No	8	0.0001912	0.00002475	87.5	None	No	0.004	NP (NDs)

Confidence Intervals Summary Table - All Results

Plant Hammond Client: Southern Company Data: Hammond AP-1 Printed 8/5/2024, 10:14 AM

Constituent	Well	Upper Lim.	Lower Lim.	Compliance	Sig.	N	Mean	Std. Dev.	%NDs	ND Adj.	Transform	Alpha	Method
Mercury (mg/L)	MW-29	0.0002	0.00017	0.002	No	8	0.0001962	0.00001061	87.5	None	No	0.004	NP (NDs)
Molybdenum (mg/L)	HGWC-10	0.01	0.0014	0.1	No	25	0.00652	0.004357	60	None	No	0.01	NP (NDs)
Molybdenum (mg/L)	HGWC-11	0.02606	0.0173	0.1	No	25	0.02168	0.008784	0	None	No	0.01	Param.
Molybdenum (mg/L)	HGWC-12	0.04906	0.04575	0.1	No	25	0.0474	0.003321	0	None	No	0.01	Param.
Molybdenum (mg/L)	HGWC-13	0.03421	0.02705	0.1	No	26	0.03063	0.007346	0	None	No	0.01	Param.
Molybdenum (mg/L)	HGWC-7	0.04199	0.03528	0.1	No	27	0.03863	0.007035	0	None	No	0.01	Param.
Molybdenum (mg/L)	**HGWC-8**	**0.4749**	**0.402**	**0.1**	**Yes**	**27**	**0.4315**	**0.08735**	**0**	**None**	**x^2**	**0.01**	**Param.**
Molybdenum (mg/L)	HGWC-9	0.033	0.0236	0.1	No	25	0.04526	0.09014	0	None	No	0.01	NP (normality)
Molybdenum (mg/L)	MW-19	0.04937	0.02349	0.1	No	14	0.03643	0.01827	7.143	None	No	0.01	Param.
Molybdenum (mg/L)	MW-24D	0.01	0.00087	0.1	No	14	0.004103	0.004358	28.57	None	No	0.01	NP (normality)
Molybdenum (mg/L)	MW-25D	0.01	0.0022	0.1	No	14	0.008796	0.003071	85.71	None	No	0.01	NP (NDs)
Molybdenum (mg/L)	MW-26D	0.02367	0.01273	0.1	No	15	0.0182	0.008078	6.667	None	No	0.01	Param.
Molybdenum (mg/L)	MW-27D	0.003684	0.00157	0.1	No	14	0.002721	0.001626	7.143	None	sqrt(x)	0.01	Param.
Molybdenum (mg/L)	MW-28D	0.01787	0.006391	0.1	No	14	0.01213	0.0081	0	None	No	0.01	Param.
Molybdenum (mg/L)	MW-29	0.003205	0.002452	0.1	No	14	0.002829	0.0005312	0	None	No	0.01	Param.
Molybdenum (mg/L)	MW-6	0.002674	0.002326	0.1	No	14	0.0025	0.0002449	0	None	No	0.01	Param.
Molybdenum (mg/L)	MW-7	0.01	0.0014	0.1	No	14	0.0054	0.004175	42.86	None	No	0.01	NP (normality)
Selenium (mg/L)	HGWC-10	0.005	0.0035	0.05	No	25	0.004192	0.001226	64	None	No	0.01	NP (NDs)
Selenium (mg/L)	HGWC-11	0.01343	0.006558	0.05	No	25	0.009996	0.006897	0	None	No	0.01	Param.
Selenium (mg/L)	HGWC-12	0.005	0.0011	0.05	No	25	0.004844	0.00078	96	None	No	0.01	NP (NDs)
Selenium (mg/L)	HGWC-13	0.005	0.0016	0.05	No	26	0.004684	0.001135	92.31	None	No	0.01	NP (NDs)
Selenium (mg/L)	HGWC-8	0.005	0.0024	0.05	No	26	0.0049	0.0005099	96.15	None	No	0.01	NP (NDs)
Selenium (mg/L)	HGWC-9	0.005	0.0037	0.05	No	25	0.004948	0.00026	96	None	No	0.01	NP (NDs)
Selenium (mg/L)	MW-19	0.005305	0.002467	0.05	No	14	0.003886	0.002003	14.29	None	No	0.01	Param.
Selenium (mg/L)	MW-27D	0.005	0.00012	0.05	No	14	0.004651	0.001304	92.86	None	No	0.01	NP (NDs)
Selenium (mg/L)	MW-5	0.003724	0.002476	0.05	No	14	0.0031	0.0008806	0	None	No	0.01	Param.
Selenium (mg/L)	MW-6	0.005	0.0013	0.05	No	14	0.004736	0.0009889	92.86	None	No	0.01	NP (NDs)
Selenium (mg/L)	MW-7	0.005	0.0015	0.05	No	14	0.003614	0.001687	57.14	None	No	0.01	NP (NDs)
Thallium (mg/L)	HGWC-11	0.001	0.00008	0.002	No	25	0.0009264	0.0002547	92	None	No	0.01	NP (NDs)
Thallium (mg/L)	HGWC-12	0.001	0.0002	0.002	No	25	0.000785	0.0003912	76	None	No	0.01	NP (NDs)
Thallium (mg/L)	HGWC-13	0.0004227	0.0003372	0.002	No	26	0.0003799	0.00008768	11.54	None	No	0.01	Param.
Thallium (mg/L)	HGWC-8	0.001	0.00018	0.002	No	26	0.000728	0.0004177	69.23	None	No	0.01	NP (NDs)
Thallium (mg/L)	MW-19	0.001	0.00023	0.002	No	14	0.0005736	0.000384	42.86	None	No	0.01	NP (normality)
Thallium (mg/L)	MW-28D	0.001	0.000092	0.002	No	14	0.0009351	0.0002427	92.86	None	No	0.01	NP (NDs)
Thallium (mg/L)	MW-29	0.001	0.000064	0.002	No	14	0.0009331	0.0002502	92.86	None	No	0.01	NP (NDs)
Thallium (mg/L)	MW-6	0.001	0.000082	0.002	No	14	0.0009344	0.0002453	92.86	None	No	0.01	NP (NDs)

Appendix IV Trend Tests - Significant Results

Plant Hammond Client: Southern Company Data: Hammond AP-1 Printed 8/5/2024, 10:17 AM

Constituent	Well	Slope	Calc.	Critical	Sig.	N	%NDs	Normality	Alpha	Method
Arsenic (mg/L)	**HGWC-13**	**0.02047**	**147**	**90**	**Yes**	**26**	**0**	**n/a**	**0.05**	**NP**
Molybdenum (mg/L)	**HGWA-43D (bg)**	**-0.0009202**	**-41**	**-30**	**Yes**	**12**	**0**	**n/a**	**0.05**	**NP**
Molybdenum (mg/L)	**HGWC-8**	**-0.02309**	**-163**	**-96**	**Yes**	**27**	**0**	**n/a**	**0.05**	**NP**

Appendix IV Trend Tests - All Results

Plant Hammond Client: Southern Company Data: Hammond AP-1 Printed 8/5/2024, 10:17 AM

Constituent	Well	Slope	Calc.	Critical	Sig.	N	%NDs	Normality	Alpha	Method
Arsenic (mg/L)	HGWA-1 (bg)	0	-5	-85	No	25	88	n/a	0.05	NP
Arsenic (mg/L)	HGWA-2 (bg)	0	52	85	No	25	64	n/a	0.05	NP
Arsenic (mg/L)	HGWA-3 (bg)	0	40	85	No	25	64	n/a	0.05	NP
Arsenic (mg/L)	HGWA-43D (bg)	0	0	30	No	12	41.67	n/a	0.05	NP
Arsenic (mg/L)	HGWA-44D (bg)	0	-16	-30	No	12	66.67	n/a	0.05	NP
Arsenic (mg/L)	**HGWC-13**	**0.02047**	**147**	**90**	**Yes**	**26**	**0**	**n/a**	**0.05**	**NP**
Molybdenum (mg/L)	HGWA-1 (bg)	0	0	90	No	26	100	n/a	0.05	NP
Molybdenum (mg/L)	HGWA-2 (bg)	0	0	85	No	25	100	n/a	0.05	NP
Molybdenum (mg/L)	HGWA-3 (bg)	0	0	90	No	26	100	n/a	0.05	NP
Molybdenum (mg/L)	**HGWA-43D (bg)**	**-0.0009202**	**-41**	**-30**	**Yes**	**12**	**0**	**n/a**	**0.05**	**NP**
Molybdenum (mg/L)	HGWA-44D (bg)	0	2	30	No	12	0	n/a	0.05	NP
Molybdenum (mg/L)	**HGWC-8**	**-0.02309**	**-163**	**-96**	**Yes**	**27**	**0**	**n/a**	**0.05**	**NP**

Table of Contents

Figure A. Time Series	27
Figure B. Box Plots	167
Figure C. Outlier Summary	189
Figure D. Appendix III Interwell Prediction Limits	191
Figure E. Appendix III Trend Tests	242
Figure F. Upper Tolerance Limits	256
Figure G. Groundwater Protection Standards	266
Figure H. Confidence Intervals	268
Figure I. Appendix IV Trend Tests	353

FIGURE A.

Sanitas™ v.10.0.20 Software licensed to Groundwater Stats Consulting. UG
Hollow symbols indicate censored values.

Time Series

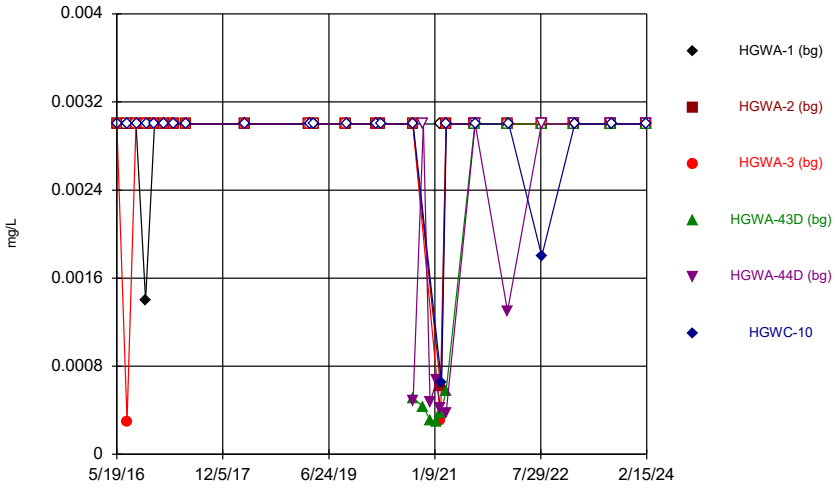

Constituent: Antimony Analysis Run 8/5/2024 9:45 AM
Plant Hammond Client: Southern Company Data: Hammond AP-1

Sanitas™ v.10.0.20 Software licensed to Groundwater Stats Consulting. UG
Hollow symbols indicate censored values.

Time Series

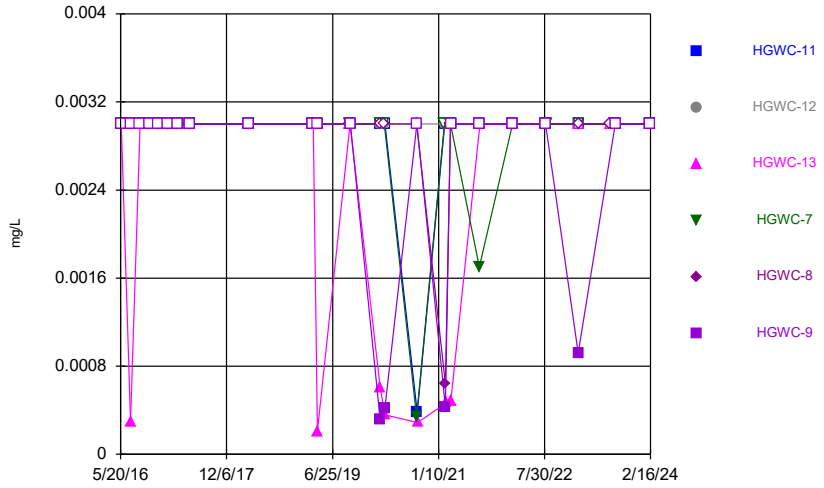

Constituent: Antimony Analysis Run 8/5/2024 9:45 AM
Plant Hammond Client: Southern Company Data: Hammond AP-1

Sanitas™ v.10.0.20 Software licensed to Groundwater Stats Consulting. UG
Hollow symbols indicate censored values.

Time Series

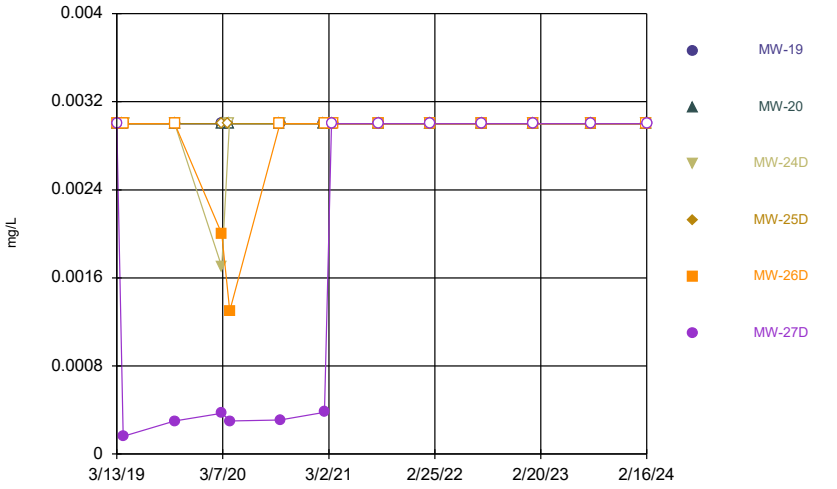

Constituent: Antimony Analysis Run 8/5/2024 9:45 AM
Plant Hammond Client: Southern Company Data: Hammond AP-1

Sanitas™ v.10.0.20 Software licensed to Groundwater Stats Consulting. UG
Hollow symbols indicate censored values.

Time Series

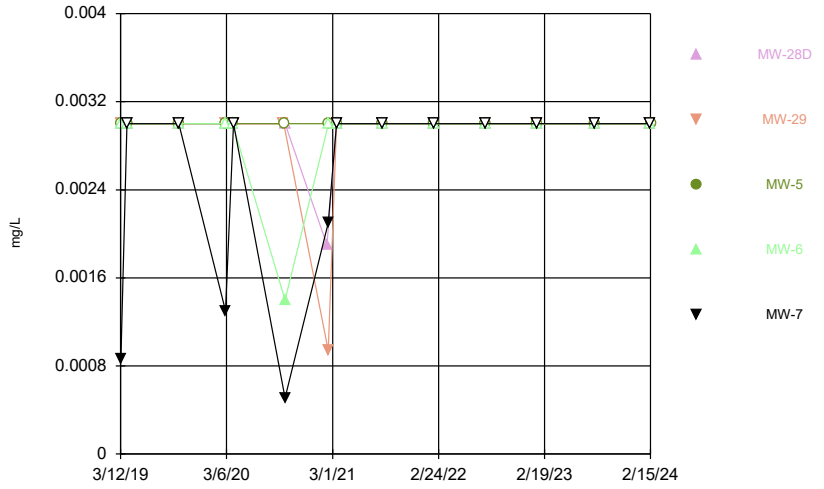

Constituent: Antimony Analysis Run 8/5/2024 9:45 AM
Plant Hammond Client: Southern Company Data: Hammond AP-1

Sanitas™ v.10.0.20 Software licensed to Groundwater Stats Consulting. UG
Hollow symbols indicate censored values.

Time Series

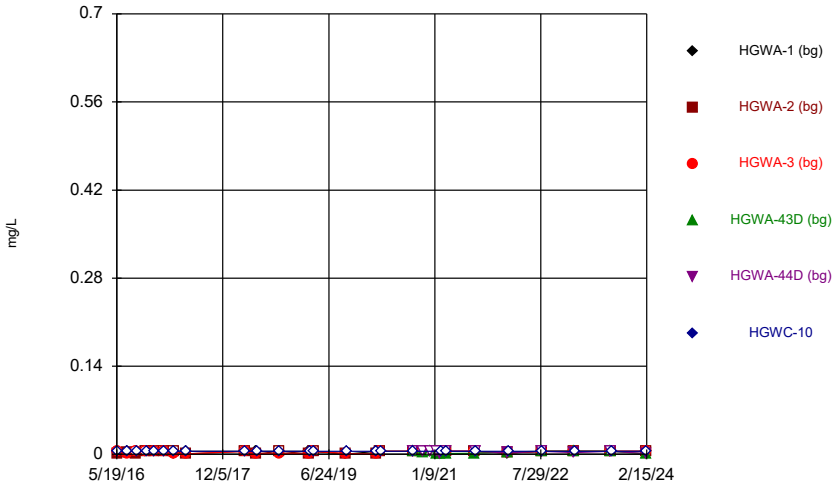

Constituent: Arsenic Analysis Run 8/5/2024 9:45 AM
Plant Hammond Client: Southern Company Data: Hammond AP-1

Sanitas™ v.10.0.20 Software licensed to Groundwater Stats Consulting. UG
Hollow symbols indicate censored values.

Time Series

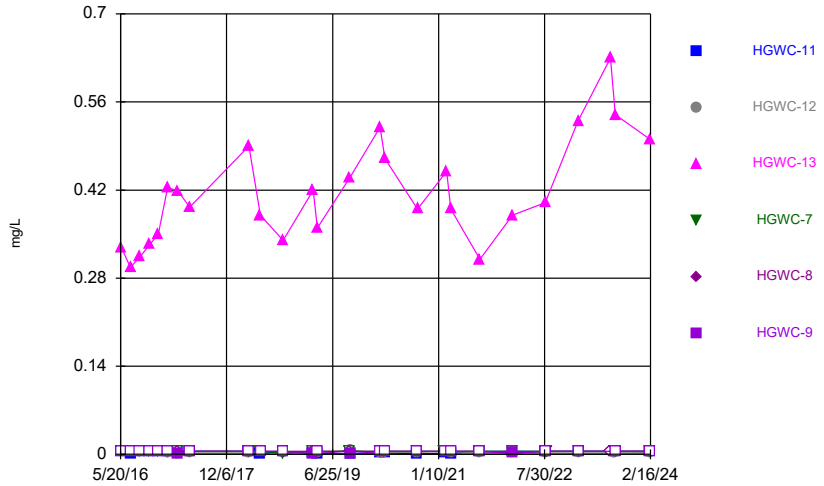

Constituent: Arsenic Analysis Run 8/5/2024 9:45 AM
Plant Hammond Client: Southern Company Data: Hammond AP-1

Sanitas™ v.10.0.20 Software licensed to Groundwater Stats Consulting. UG
Hollow symbols indicate censored values.

Time Series

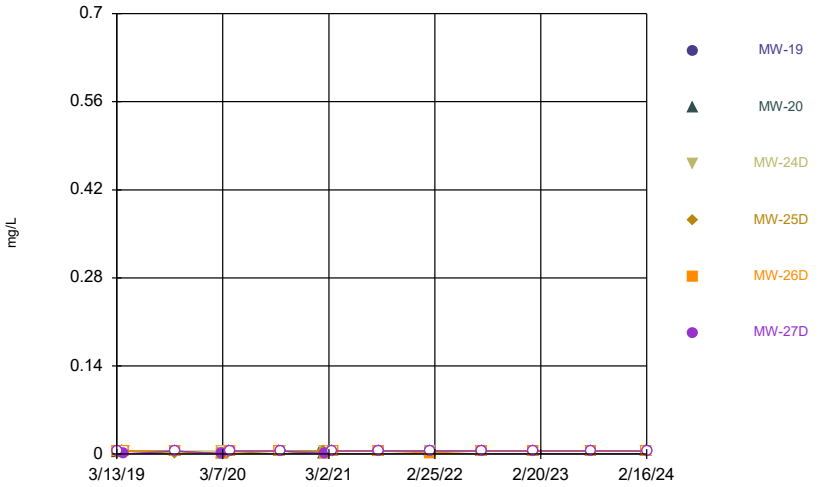

Constituent: Arsenic Analysis Run 8/5/2024 9:45 AM
Plant Hammond Client: Southern Company Data: Hammond AP-1

Sanitas™ v.10.0.20 Software licensed to Groundwater Stats Consulting. UG
Hollow symbols indicate censored values.

Time Series

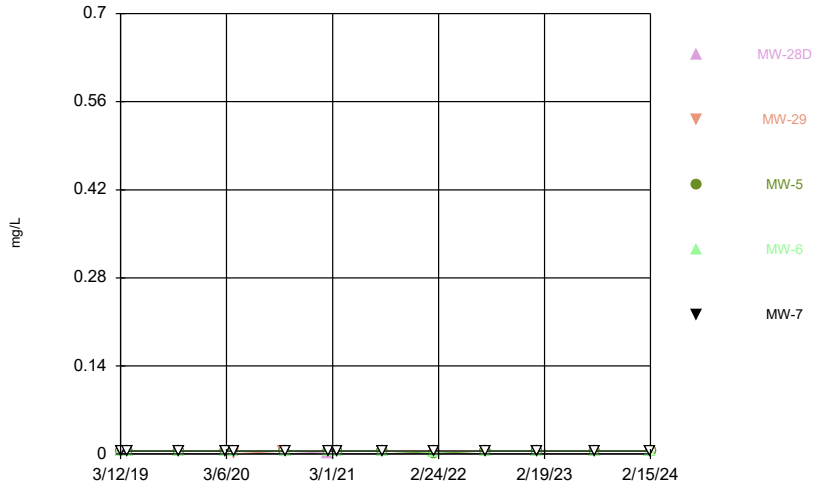

Constituent: Arsenic Analysis Run 8/5/2024 9:45 AM
Plant Hammond Client: Southern Company Data: Hammond AP-1

Sanitas™ v.10.0.20 Software licensed to Groundwater Stats Consulting. UG

Time Series

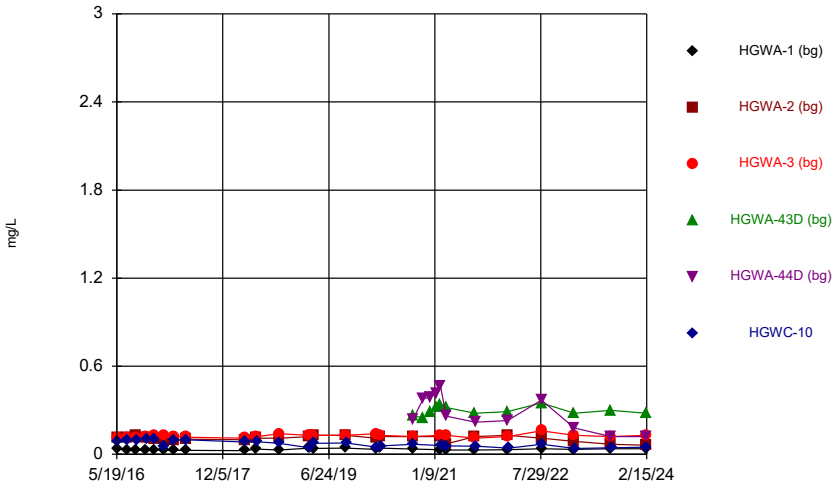

Constituent: Barium Analysis Run 8/5/2024 9:45 AM

Plant Hammond Client: Southern Company Data: Hammond AP-1

Sanitas™ v.10.0.20 Software licensed to Groundwater Stats Consulting. UG

Time Series

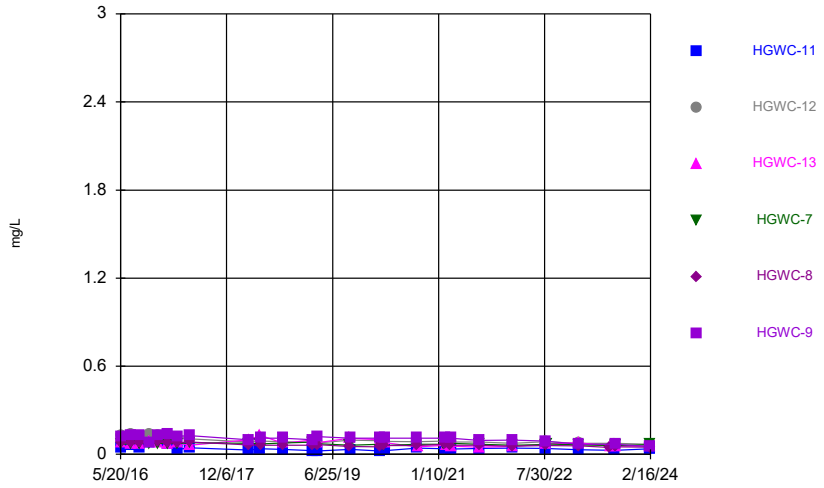

Constituent: Barium Analysis Run 8/5/2024 9:45 AM

Plant Hammond Client: Southern Company Data: Hammond AP-1

Sanitas™ v.10.0.20 Software licensed to Groundwater Stats Consulting. UG

Time Series

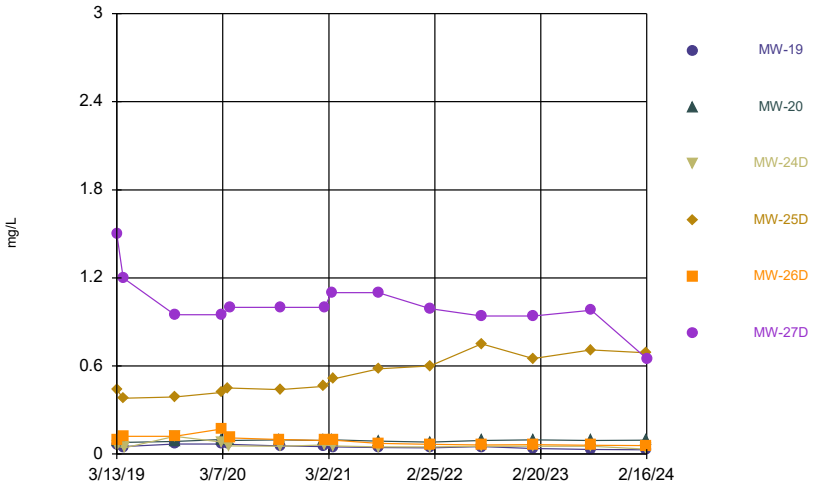

Constituent: Barium Analysis Run 8/5/2024 9:45 AM

Plant Hammond Client: Southern Company Data: Hammond AP-1

Sanitas™ v.10.0.20 Software licensed to Groundwater Stats Consulting. UG

Time Series

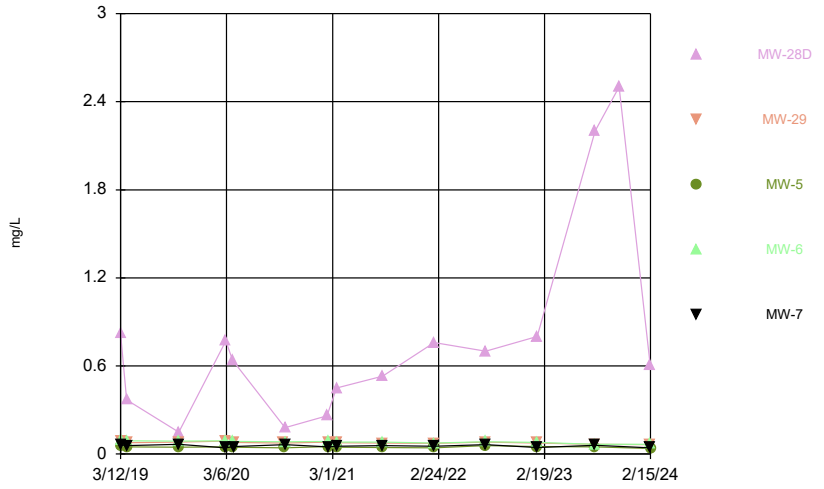

Constituent: Barium Analysis Run 8/5/2024 9:45 AM

Plant Hammond Client: Southern Company Data: Hammond AP-1

Sanitas™ v.10.0.20 Software licensed to Groundwater Stats Consulting. UG
Hollow symbols indicate censored values.

Time Series

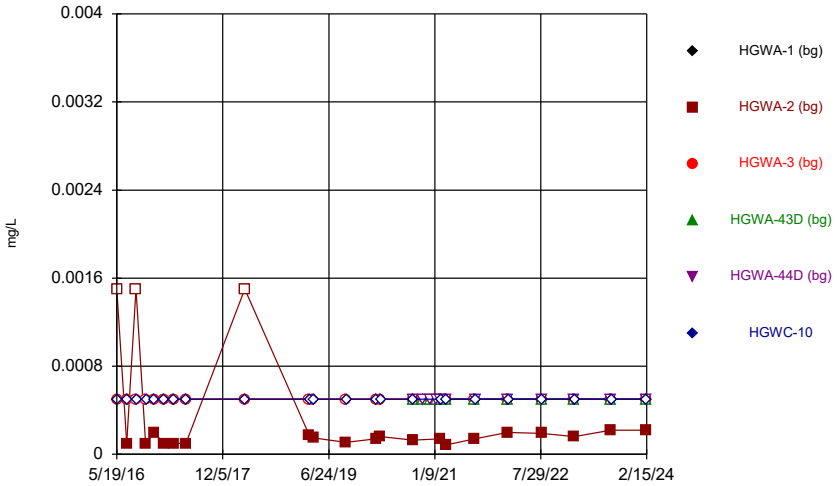

Constituent: Beryllium Analysis Run 8/5/2024 9:45 AM
Plant Hammond Client: Southern Company Data: Hammond AP-1

Sanitas™ v.10.0.20 Software licensed to Groundwater Stats Consulting. UG
Hollow symbols indicate censored values.

Time Series

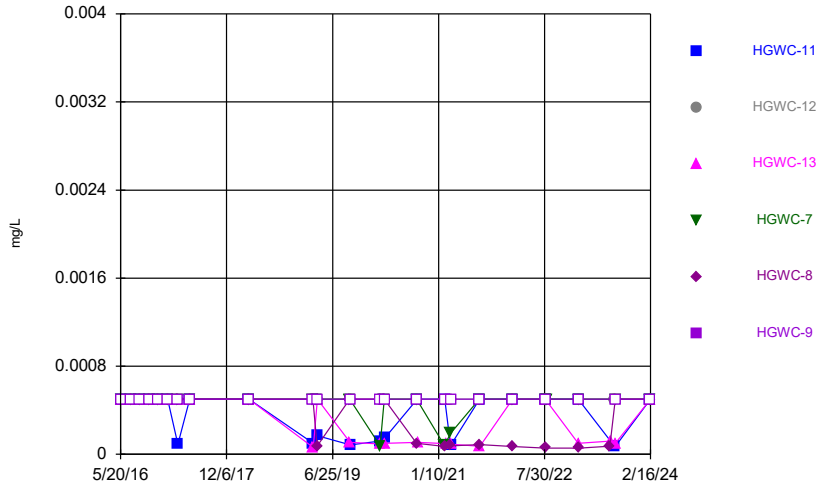

Constituent: Beryllium Analysis Run 8/5/2024 9:45 AM
Plant Hammond Client: Southern Company Data: Hammond AP-1

Sanitas™ v.10.0.20 Software licensed to Groundwater Stats Consulting. UG
Hollow symbols indicate censored values.

Time Series

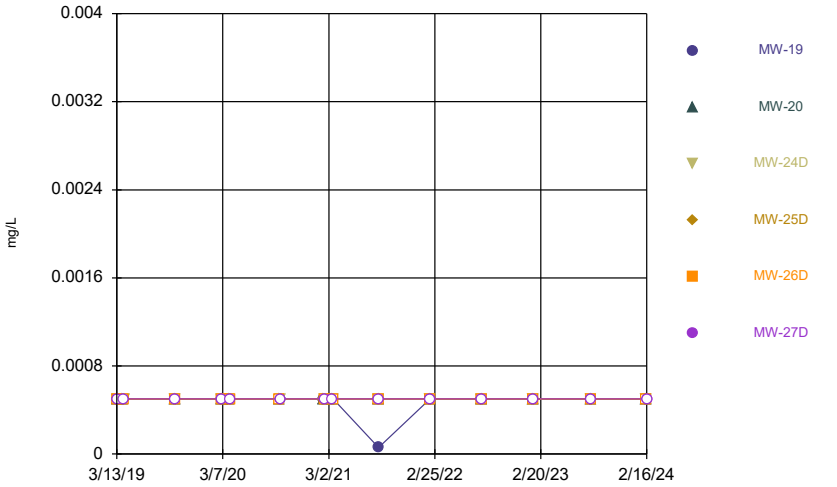

Constituent: Beryllium Analysis Run 8/5/2024 9:45 AM
Plant Hammond Client: Southern Company Data: Hammond AP-1

Sanitas™ v.10.0.20 Software licensed to Groundwater Stats Consulting. UG
Hollow symbols indicate censored values.

Time Series

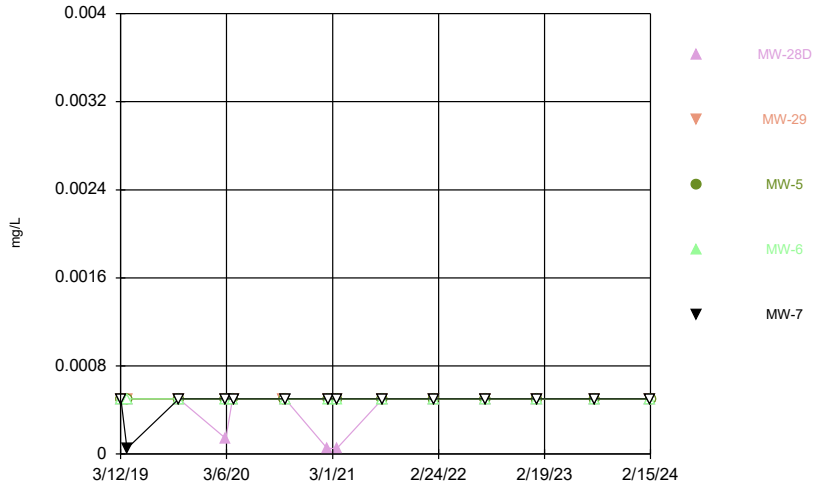

Constituent: Beryllium Analysis Run 8/5/2024 9:45 AM
Plant Hammond Client: Southern Company Data: Hammond AP-1

Sanitas™ v.10.0.20 Software licensed to Groundwater Stats Consulting. UG
Hollow symbols indicate censored values.

Time Series

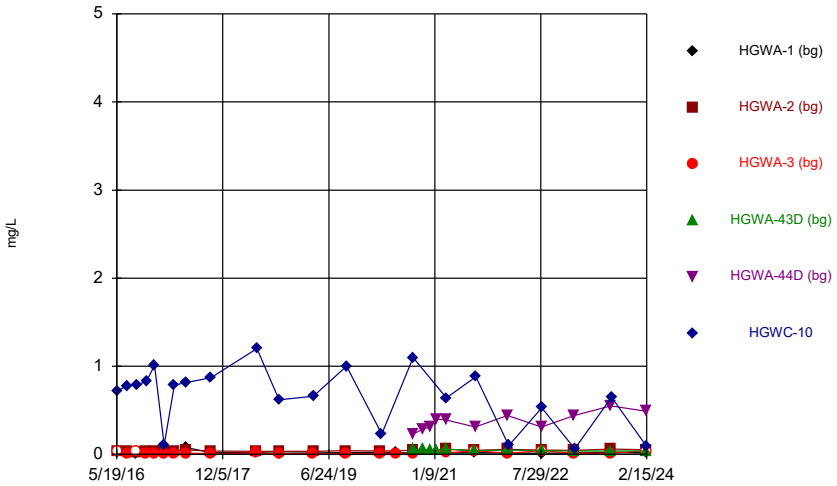

Constituent: Boron Analysis Run 8/5/2024 9:45 AM

Plant Hammond Client: Southern Company Data: Hammond AP-1

Sanitas™ v.10.0.20 Software licensed to Groundwater Stats Consulting. UG

Time Series

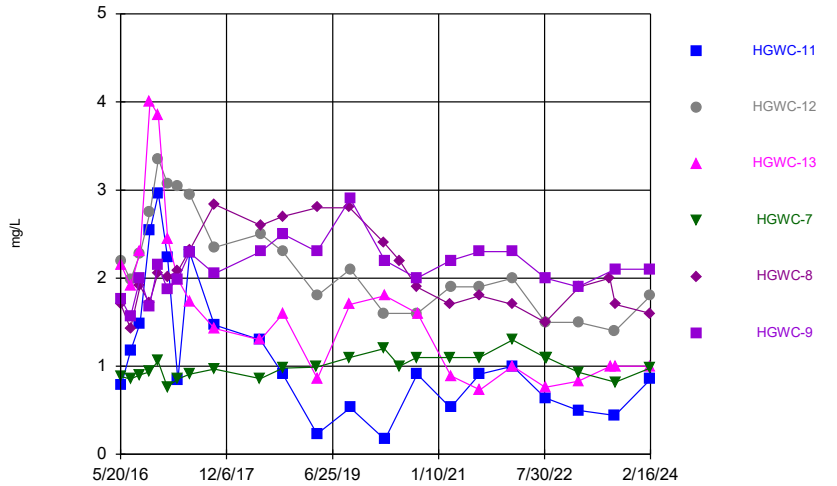

Constituent: Boron Analysis Run 8/5/2024 9:45 AM

Plant Hammond Client: Southern Company Data: Hammond AP-1

Sanitas™ v.10.0.20 Software licensed to Groundwater Stats Consulting. UG

Time Series

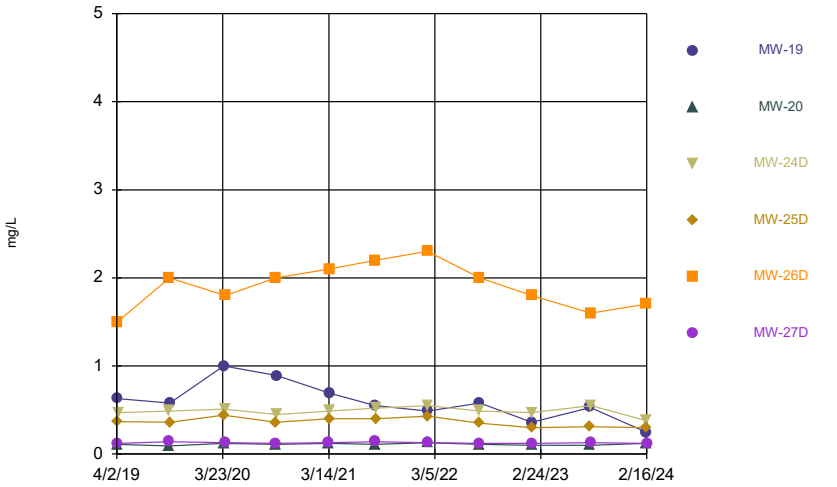

Constituent: Boron Analysis Run 8/5/2024 9:45 AM

Plant Hammond Client: Southern Company Data: Hammond AP-1

Sanitas™ v.10.0.20 Software licensed to Groundwater Stats Consulting. UG

Time Series

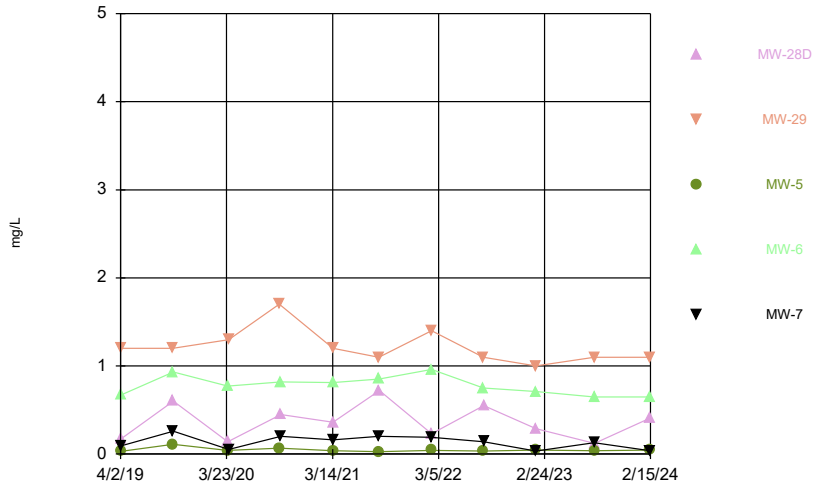

Constituent: Boron Analysis Run 8/5/2024 9:45 AM

Plant Hammond Client: Southern Company Data: Hammond AP-1

Sanitas™ v.10.0.20 Software licensed to Groundwater Stats Consulting. UG
Hollow symbols indicate censored values.

Time Series

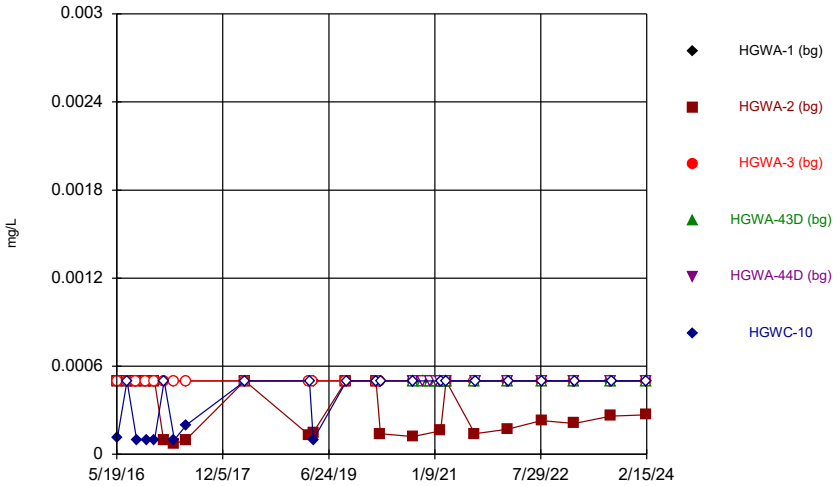

Constituent: Cadmium Analysis Run 8/5/2024 9:45 AM
Plant Hammond Client: Southern Company Data: Hammond AP-1

Sanitas™ v.10.0.20 Software licensed to Groundwater Stats Consulting. UG
Hollow symbols indicate censored values.

Time Series

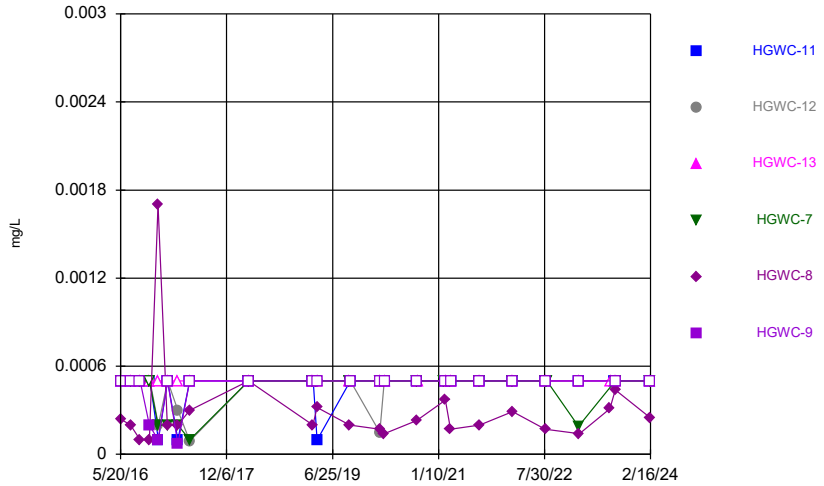

Constituent: Cadmium Analysis Run 8/5/2024 9:45 AM
Plant Hammond Client: Southern Company Data: Hammond AP-1

Sanitas™ v.10.0.20 Software licensed to Groundwater Stats Consulting. UG
Hollow symbols indicate censored values.

Time Series

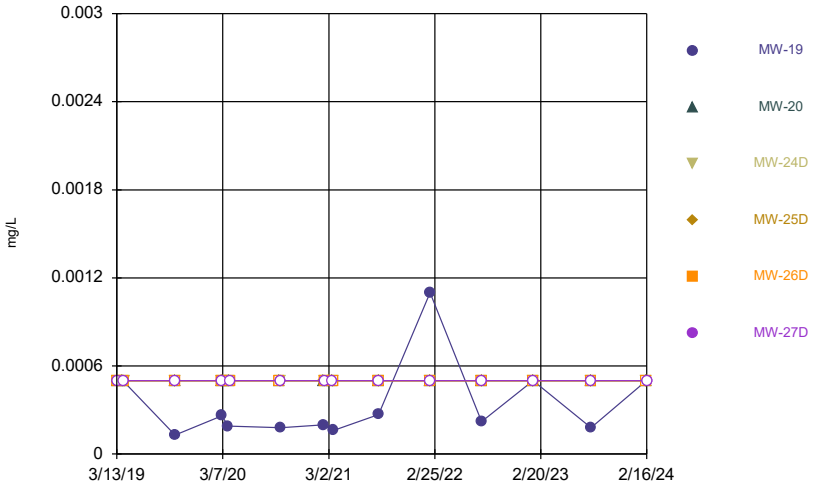

Constituent: Cadmium Analysis Run 8/5/2024 9:45 AM
Plant Hammond Client: Southern Company Data: Hammond AP-1

Sanitas™ v.10.0.20 Software licensed to Groundwater Stats Consulting. UG
Hollow symbols indicate censored values.

Time Series

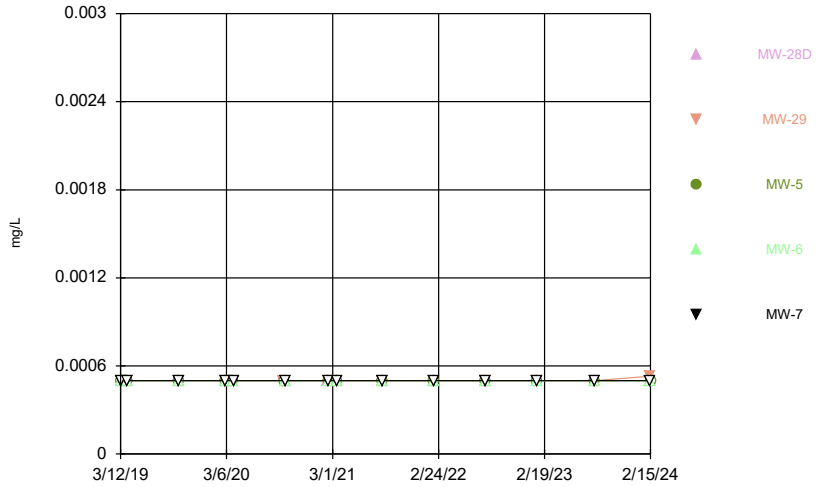

Constituent: Cadmium Analysis Run 8/5/2024 9:45 AM
Plant Hammond Client: Southern Company Data: Hammond AP-1

Sanitas™ v.10.0.20 Software licensed to Groundwater Stats Consulting. UG

Time Series

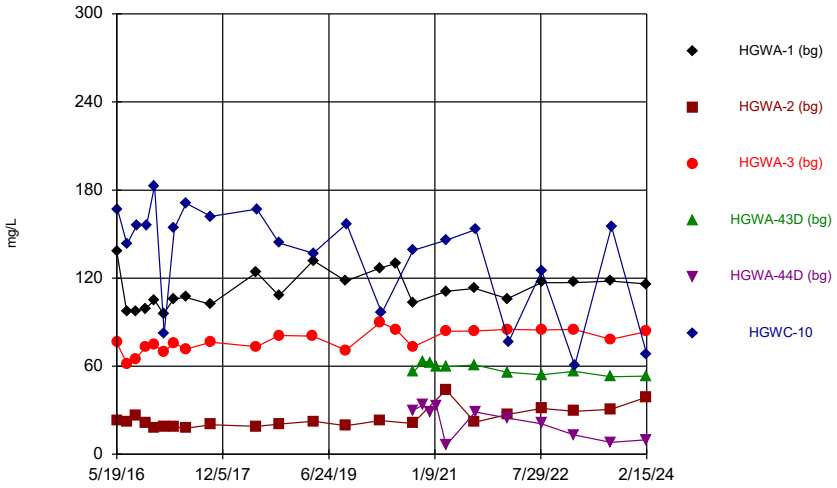

Constituent: Calcium Analysis Run 8/5/2024 9:45 AM

Plant Hammond Client: Southern Company Data: Hammond AP-1

Sanitas™ v.10.0.20 Software licensed to Groundwater Stats Consulting. UG

Time Series

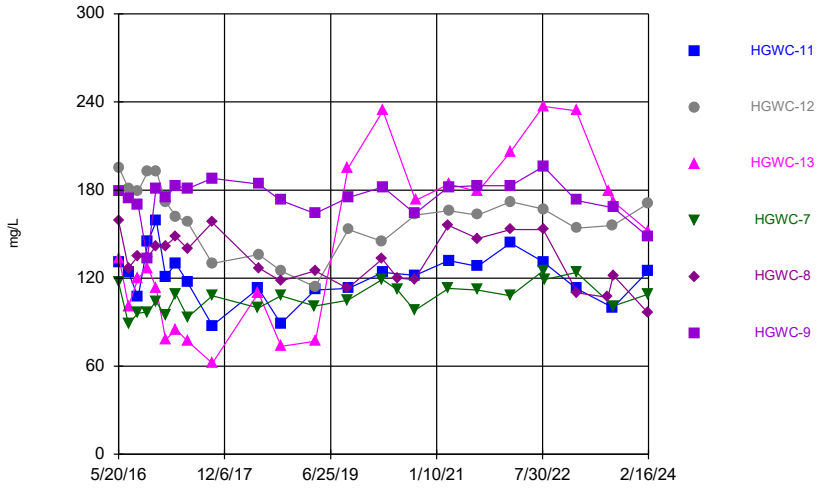

Constituent: Calcium Analysis Run 8/5/2024 9:45 AM

Plant Hammond Client: Southern Company Data: Hammond AP-1

Sanitas™ v.10.0.20 Software licensed to Groundwater Stats Consulting. UG

Time Series

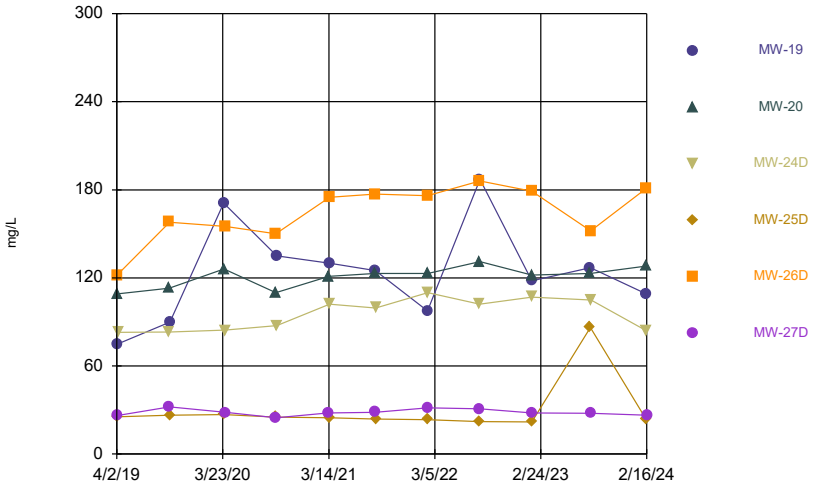

Constituent: Calcium Analysis Run 8/5/2024 9:45 AM

Plant Hammond Client: Southern Company Data: Hammond AP-1

Sanitas™ v.10.0.20 Software licensed to Groundwater Stats Consulting. UG

Time Series

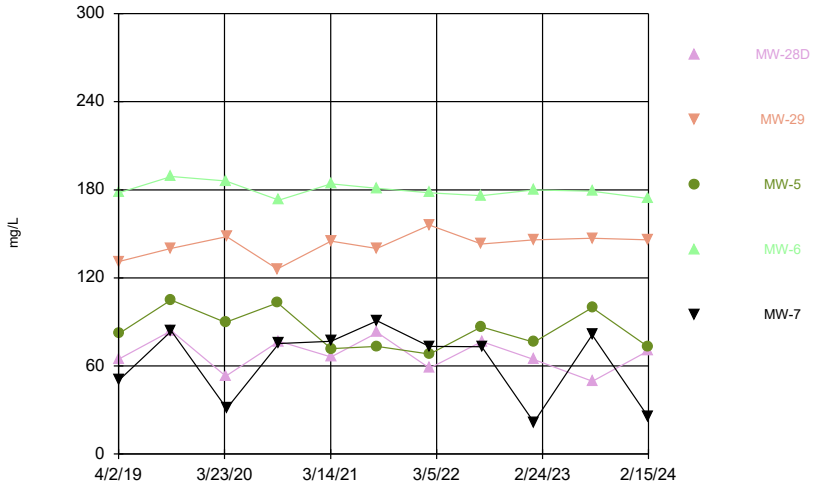

Constituent: Calcium Analysis Run 8/5/2024 9:45 AM

Plant Hammond Client: Southern Company Data: Hammond AP-1

Sanitas™ v.10.0.20 Software licensed to Groundwater Stats Consulting. UG

Time Series

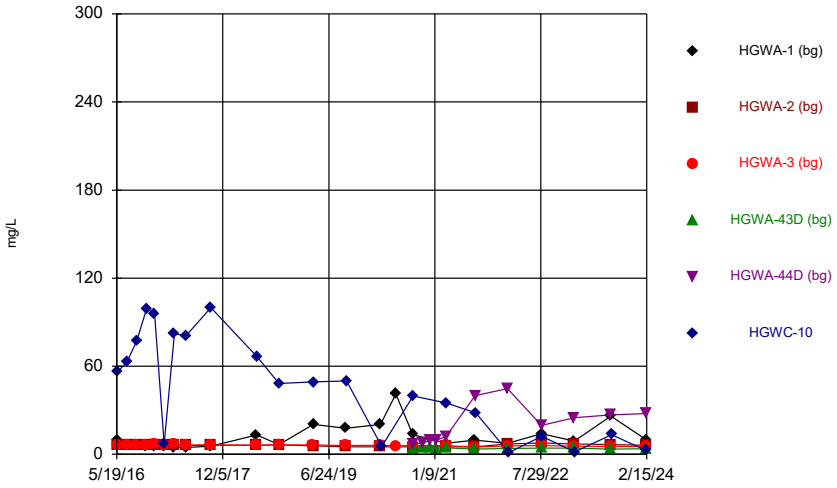

Constituent: Chloride Analysis Run 8/5/2024 9:45 AM

Plant Hammond Client: Southern Company Data: Hammond AP-1

Sanitas™ v.10.0.20 Software licensed to Groundwater Stats Consulting. UG

Time Series

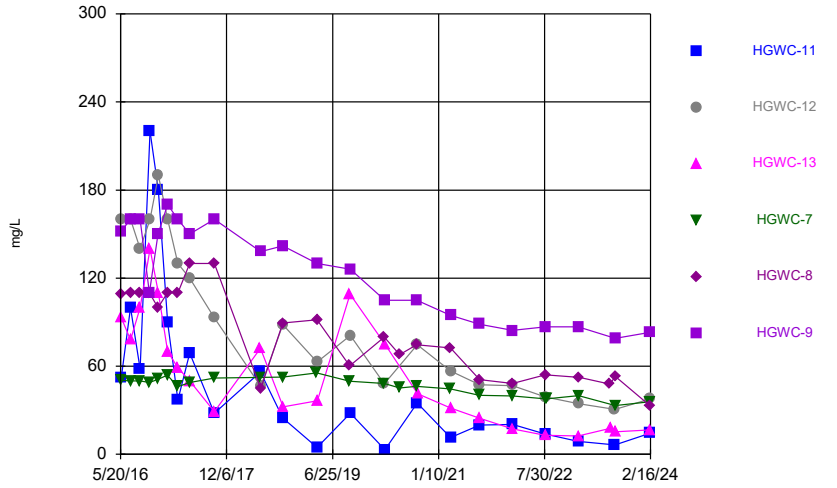

Constituent: Chloride Analysis Run 8/5/2024 9:45 AM

Plant Hammond Client: Southern Company Data: Hammond AP-1

Sanitas™ v.10.0.20 Software licensed to Groundwater Stats Consulting. UG

Time Series

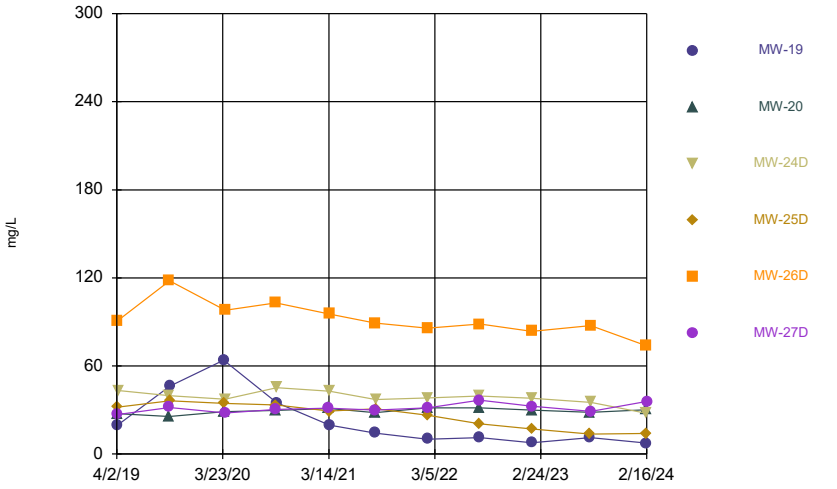

Constituent: Chloride Analysis Run 8/5/2024 9:45 AM

Plant Hammond Client: Southern Company Data: Hammond AP-1

Sanitas™ v.10.0.20 Software licensed to Groundwater Stats Consulting. UG

Time Series

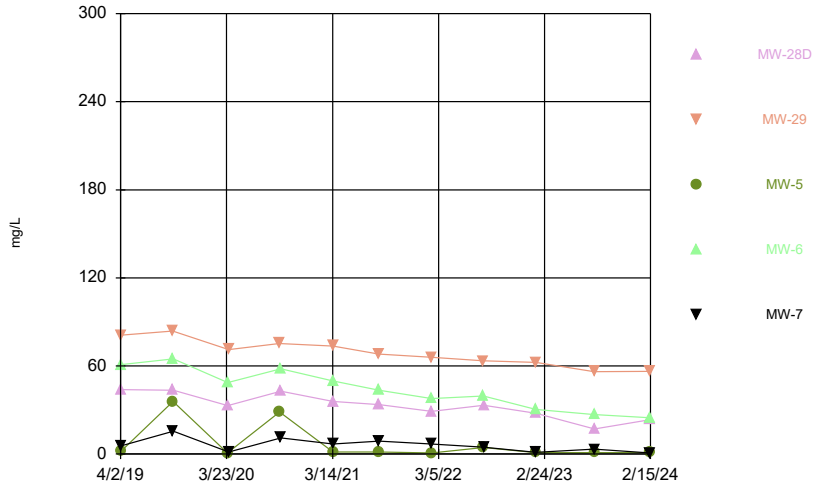

Constituent: Chloride Analysis Run 8/5/2024 9:45 AM

Plant Hammond Client: Southern Company Data: Hammond AP-1

Sanitas™ v.10.0.20 Software licensed to Groundwater Stats Consulting. UG
Hollow symbols indicate censored values.

Time Series

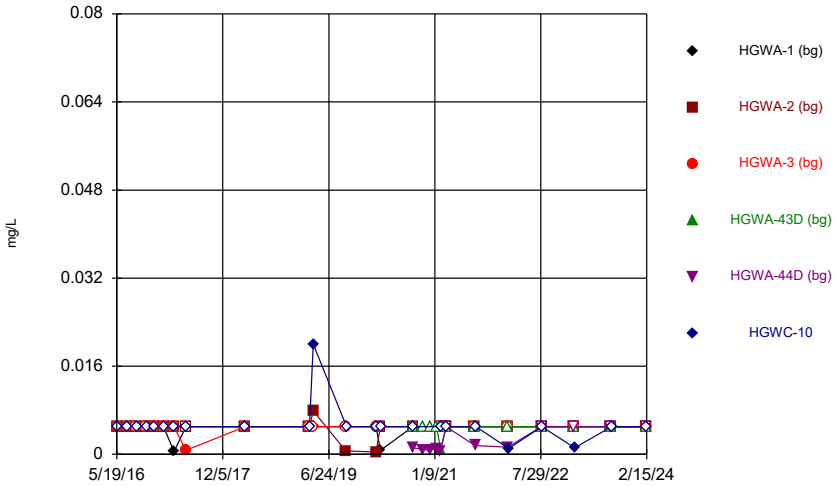

Constituent: Chromium Analysis Run 8/5/2024 9:46 AM
Plant Hammond Client: Southern Company Data: Hammond AP-1

Sanitas™ v.10.0.20 Software licensed to Groundwater Stats Consulting. UG
Hollow symbols indicate censored values.

Time Series

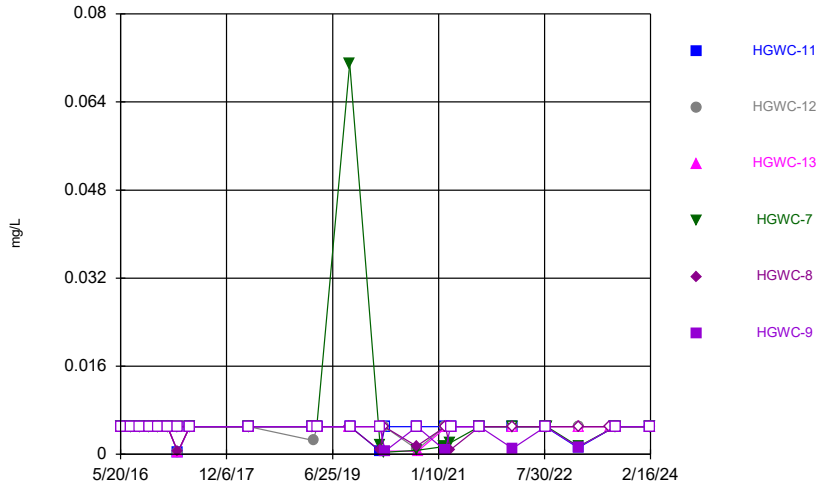

Constituent: Chromium Analysis Run 8/5/2024 9:46 AM
Plant Hammond Client: Southern Company Data: Hammond AP-1

Sanitas™ v.10.0.20 Software licensed to Groundwater Stats Consulting. UG
Hollow symbols indicate censored values.

Time Series

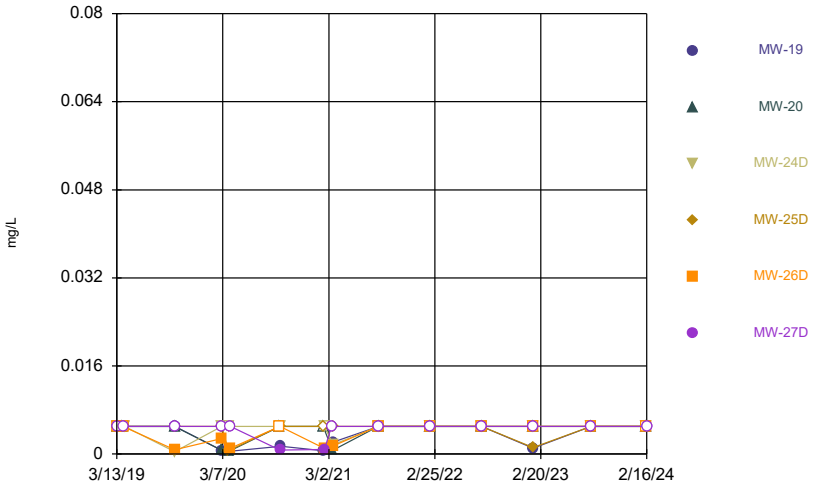

Constituent: Chromium Analysis Run 8/5/2024 9:46 AM
Plant Hammond Client: Southern Company Data: Hammond AP-1

Sanitas™ v.10.0.20 Software licensed to Groundwater Stats Consulting. UG
Hollow symbols indicate censored values.

Time Series

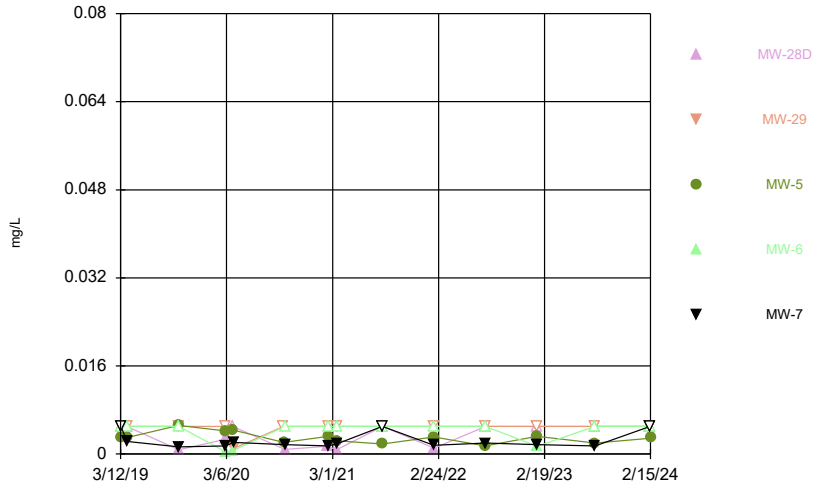

Constituent: Chromium Analysis Run 8/5/2024 9:46 AM
Plant Hammond Client: Southern Company Data: Hammond AP-1

Sanitas™ v.10.0.20 Software licensed to Groundwater Stats Consulting. UG
Hollow symbols indicate censored values.

Time Series

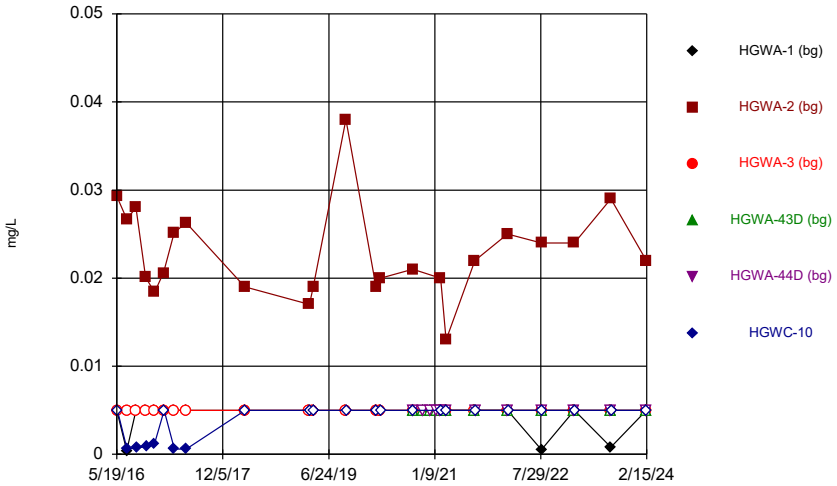

Constituent: Cobalt Analysis Run 8/5/2024 9:46 AM
Plant Hammond Client: Southern Company Data: Hammond AP-1

Sanitas™ v.10.0.20 Software licensed to Groundwater Stats Consulting. UG
Hollow symbols indicate censored values.

Time Series

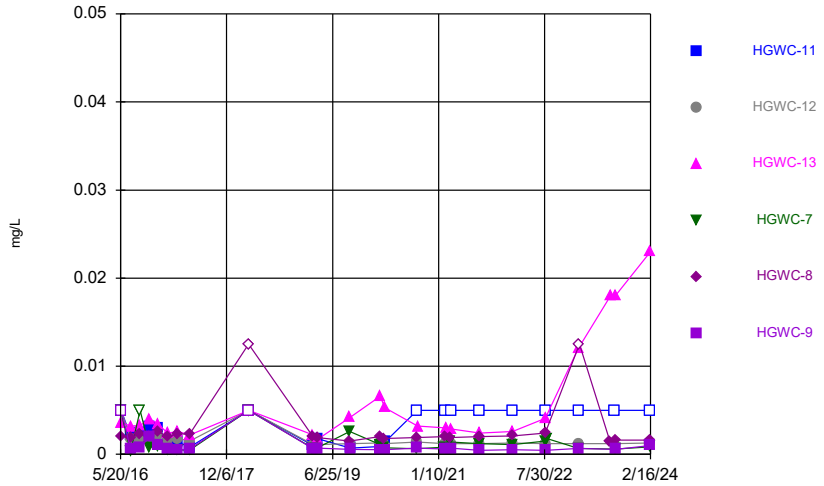

Constituent: Cobalt Analysis Run 8/5/2024 9:46 AM
Plant Hammond Client: Southern Company Data: Hammond AP-1

Sanitas™ v.10.0.20 Software licensed to Groundwater Stats Consulting. UG
Hollow symbols indicate censored values.

Time Series

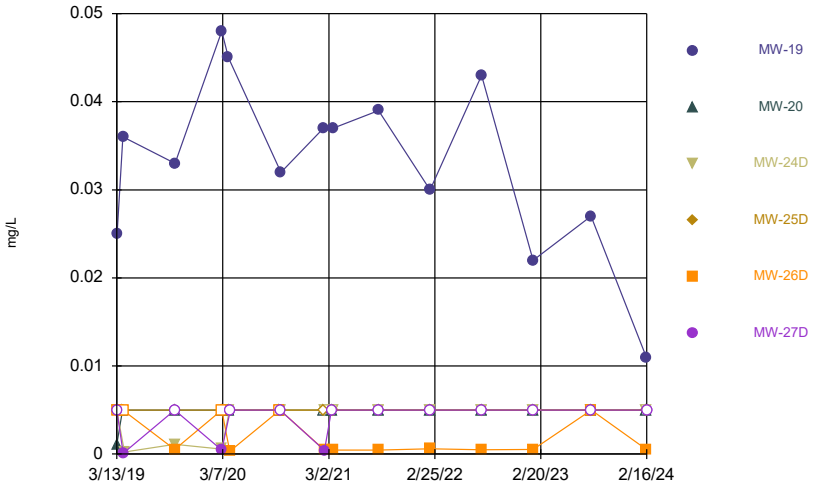

Constituent: Cobalt Analysis Run 8/5/2024 9:46 AM
Plant Hammond Client: Southern Company Data: Hammond AP-1

Sanitas™ v.10.0.20 Software licensed to Groundwater Stats Consulting. UG
Hollow symbols indicate censored values.

Time Series

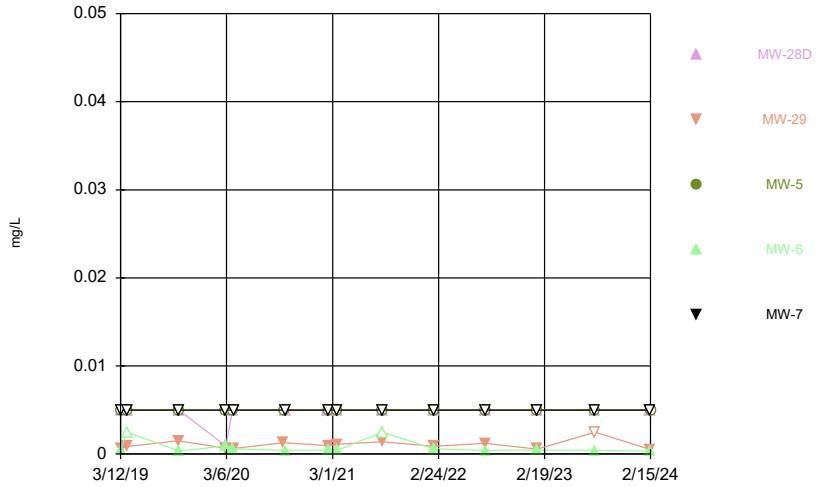

Constituent: Cobalt Analysis Run 8/5/2024 9:46 AM
Plant Hammond Client: Southern Company Data: Hammond AP-1

Sanitas™ v.10.0.20 Software licensed to Groundwater Stats Consulting. UG

Time Series

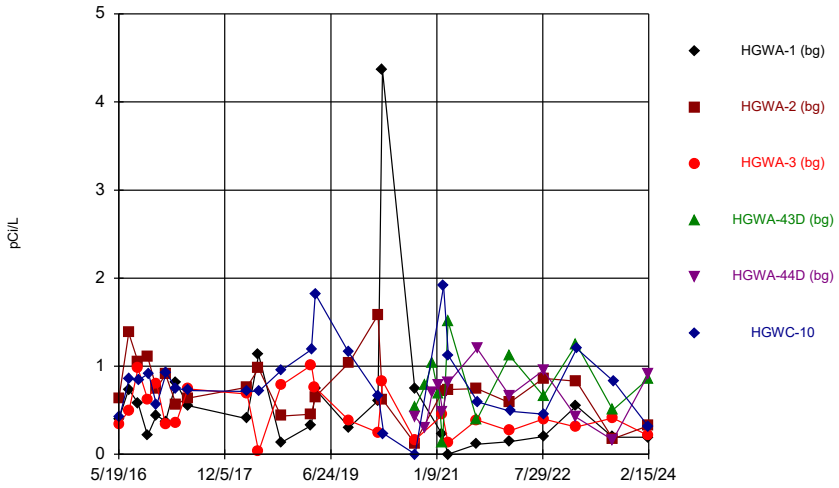

Constituent: Combined Radium 226 + 228 Analysis Run 8/5/2024 9:46 AM
Plant Hammond Client: Southern Company Data: Hammond AP-1

Sanitas™ v.10.0.20 Software licensed to Groundwater Stats Consulting. UG

Time Series

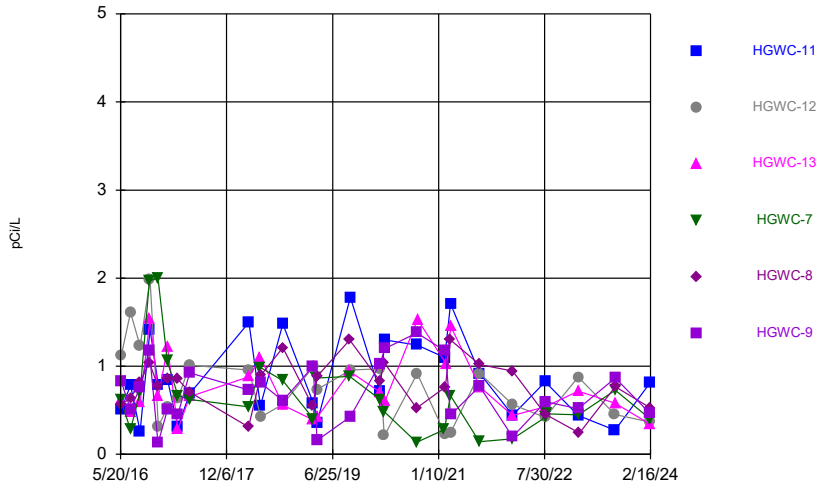

Constituent: Combined Radium 226 + 228 Analysis Run 8/5/2024 9:46 AM
Plant Hammond Client: Southern Company Data: Hammond AP-1

Sanitas™ v.10.0.20 Software licensed to Groundwater Stats Consulting. UG

Time Series

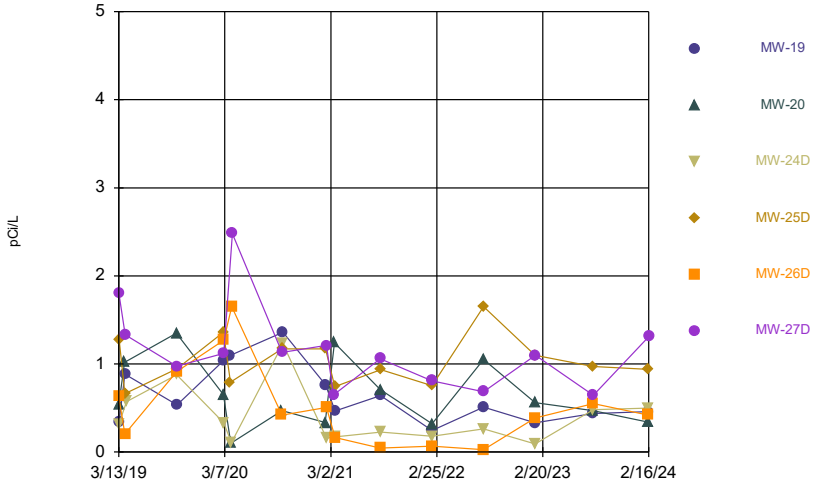

Constituent: Combined Radium 226 + 228 Analysis Run 8/5/2024 9:46 AM
Plant Hammond Client: Southern Company Data: Hammond AP-1

Sanitas™ v.10.0.20 Software licensed to Groundwater Stats Consulting. UG

Time Series

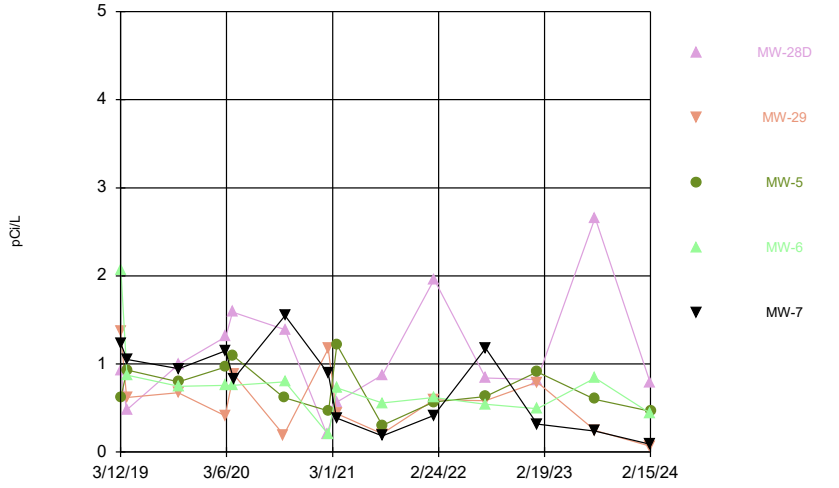

Constituent: Combined Radium 226 + 228 Analysis Run 8/5/2024 9:46 AM
Plant Hammond Client: Southern Company Data: Hammond AP-1

Sanitas™ v.10.0.20 Software licensed to Groundwater Stats Consulting. UG
Hollow symbols indicate censored values.

Time Series

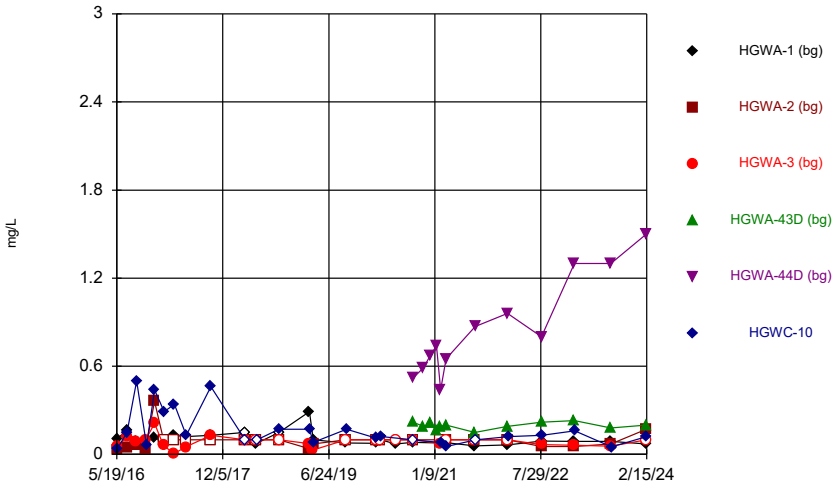

Constituent: Fluoride Analysis Run 8/5/2024 9:46 AM
Plant Hammond Client: Southern Company Data: Hammond AP-1

Sanitas™ v.10.0.20 Software licensed to Groundwater Stats Consulting. UG
Hollow symbols indicate censored values.

Time Series

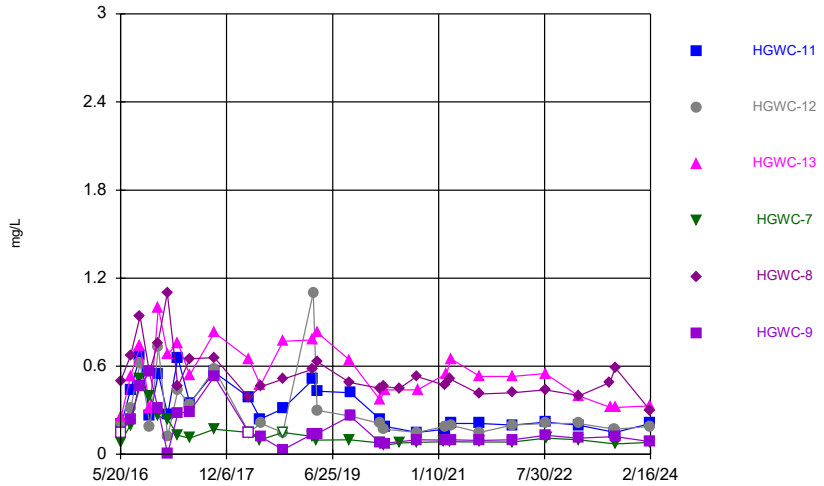

Constituent: Fluoride Analysis Run 8/5/2024 9:46 AM
Plant Hammond Client: Southern Company Data: Hammond AP-1

Sanitas™ v.10.0.20 Software licensed to Groundwater Stats Consulting. UG
Hollow symbols indicate censored values.

Time Series

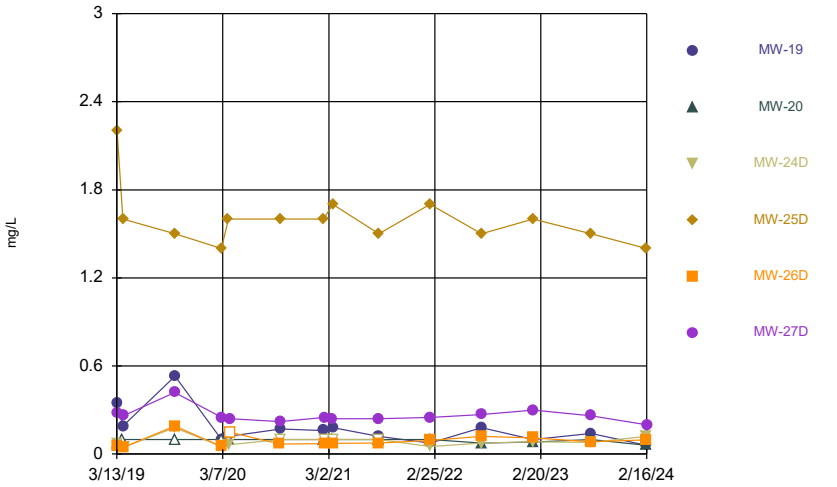

Constituent: Fluoride Analysis Run 8/5/2024 9:46 AM
Plant Hammond Client: Southern Company Data: Hammond AP-1

Sanitas™ v.10.0.20 Software licensed to Groundwater Stats Consulting. UG
Hollow symbols indicate censored values.

Time Series

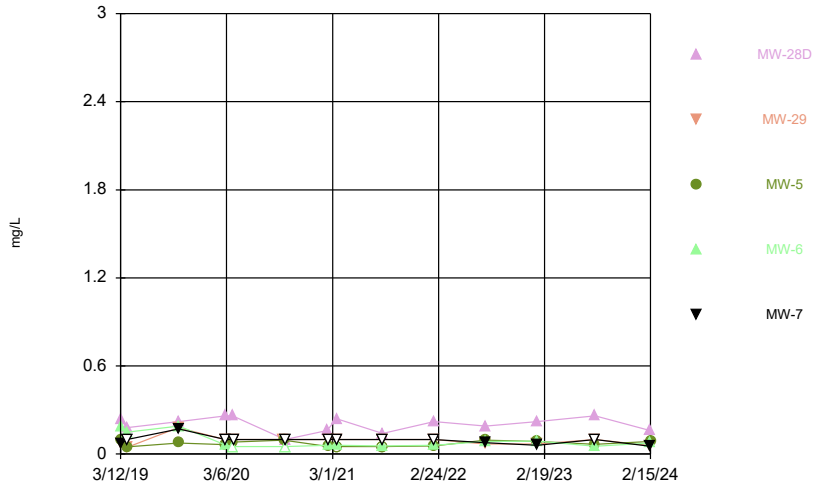

Constituent: Fluoride Analysis Run 8/5/2024 9:46 AM
Plant Hammond Client: Southern Company Data: Hammond AP-1

Sanitas™ v.10.0.20 Software licensed to Groundwater Stats Consulting. UG
Hollow symbols indicate censored values.

Time Series

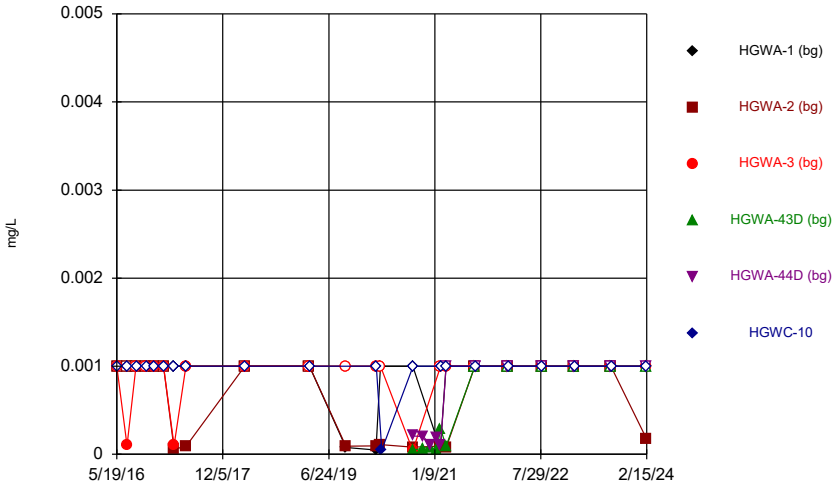

Constituent: Lead Analysis Run 8/5/2024 9:46 AM
Plant Hammond Client: Southern Company Data: Hammond AP-1

Sanitas™ v.10.0.20 Software licensed to Groundwater Stats Consulting. UG
Hollow symbols indicate censored values.

Time Series

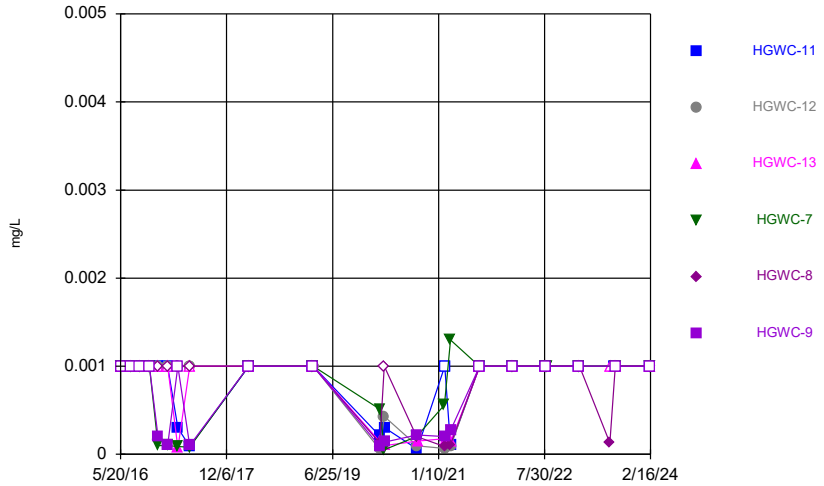

Constituent: Lead Analysis Run 8/5/2024 9:46 AM
Plant Hammond Client: Southern Company Data: Hammond AP-1

Sanitas™ v.10.0.20 Software licensed to Groundwater Stats Consulting. UG
Hollow symbols indicate censored values.

Time Series

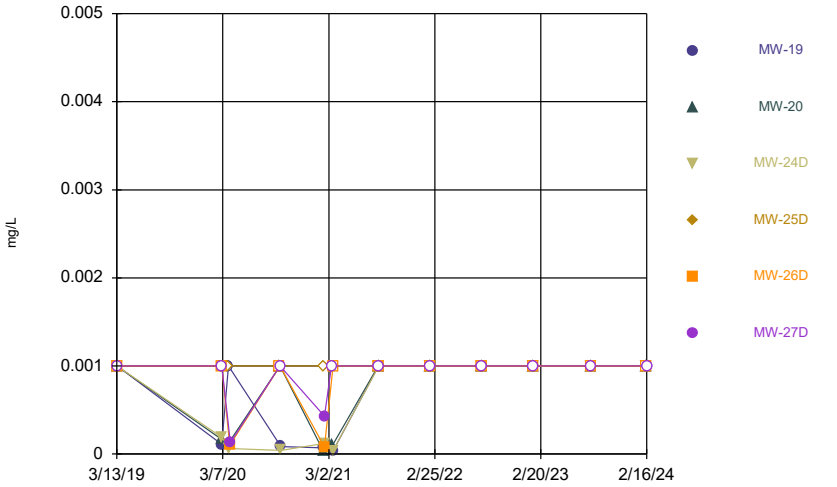

Constituent: Lead Analysis Run 8/5/2024 9:46 AM
Plant Hammond Client: Southern Company Data: Hammond AP-1

Sanitas™ v.10.0.20 Software licensed to Groundwater Stats Consulting. UG
Hollow symbols indicate censored values.

Time Series

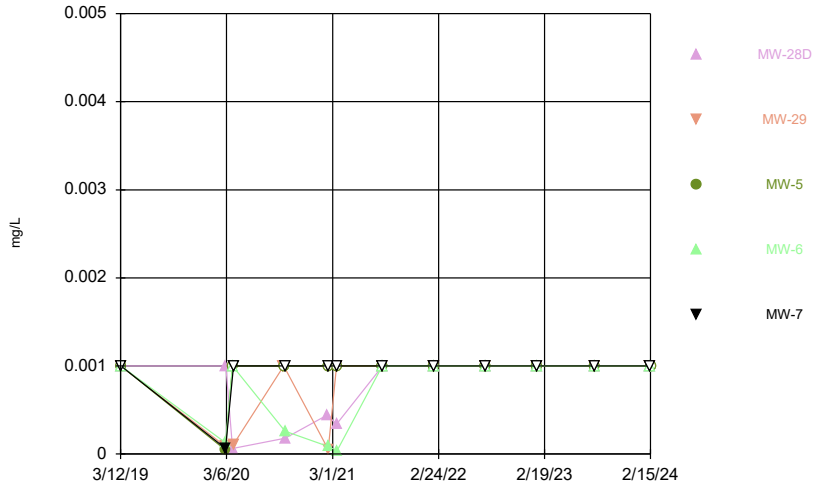

Constituent: Lead Analysis Run 8/5/2024 9:46 AM
Plant Hammond Client: Southern Company Data: Hammond AP-1

Sanitas™ v.10.0.20 Software licensed to Groundwater Stats Consulting. UG
Hollow symbols indicate censored values.

Time Series

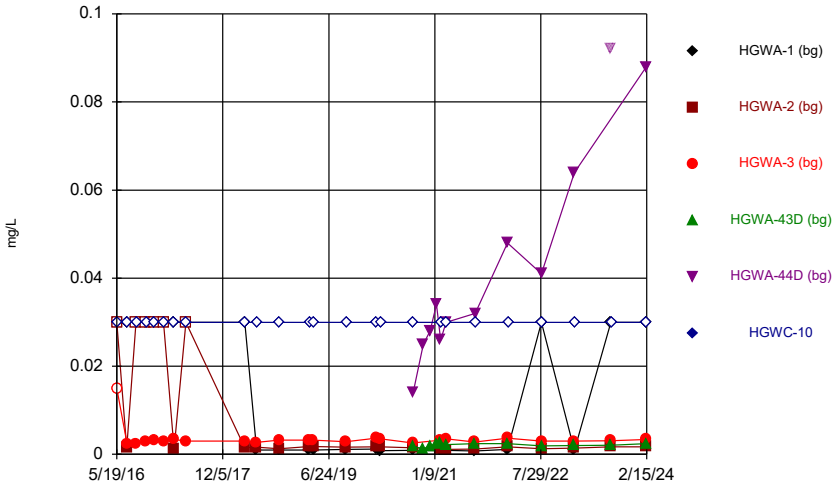

Constituent: Lithium Analysis Run 8/5/2024 9:46 AM
Plant Hammond Client: Southern Company Data: Hammond AP-1

Sanitas™ v.10.0.20 Software licensed to Groundwater Stats Consulting. UG
Hollow symbols indicate censored values.

Time Series

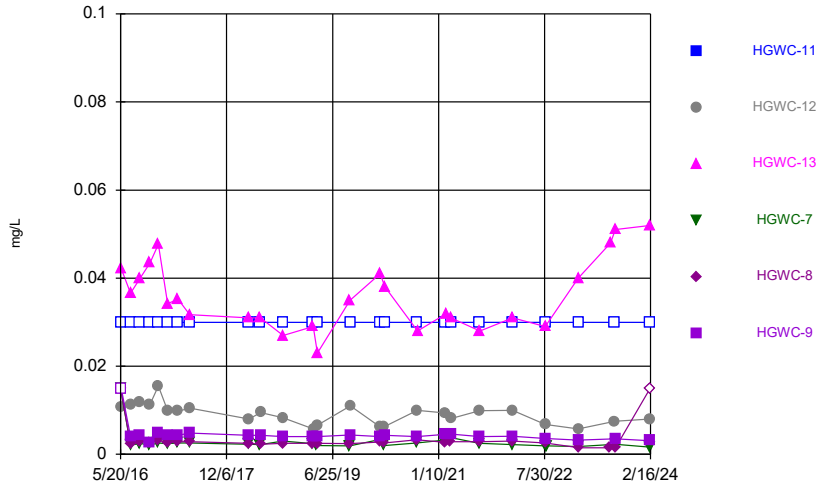

Constituent: Lithium Analysis Run 8/5/2024 9:46 AM
Plant Hammond Client: Southern Company Data: Hammond AP-1

Sanitas™ v.10.0.20 Software licensed to Groundwater Stats Consulting. UG
Hollow symbols indicate censored values.

Time Series

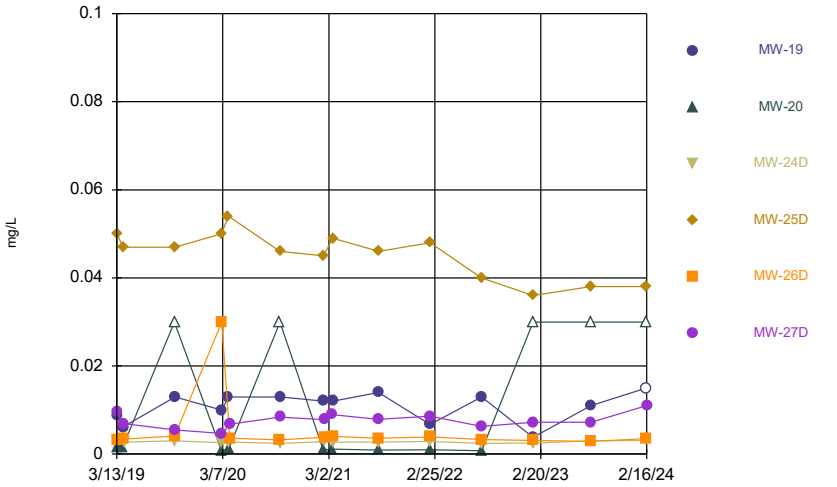

Constituent: Lithium Analysis Run 8/5/2024 9:46 AM
Plant Hammond Client: Southern Company Data: Hammond AP-1

Sanitas™ v.10.0.20 Software licensed to Groundwater Stats Consulting. UG
Hollow symbols indicate censored values.

Time Series

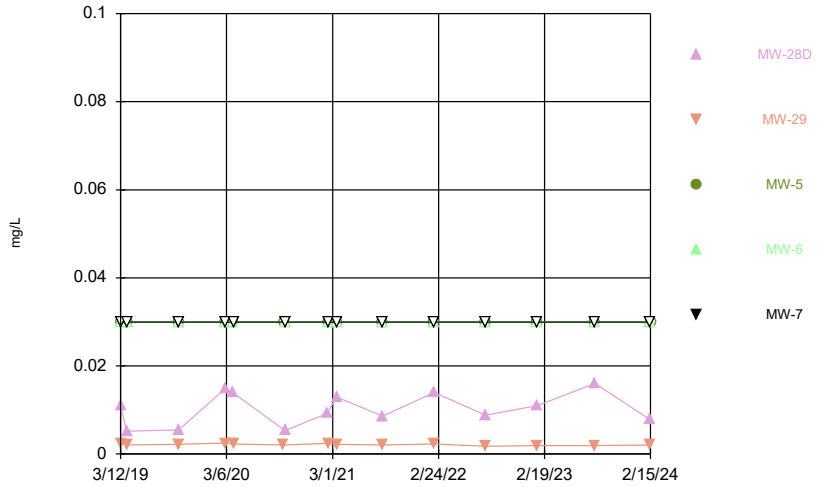

Constituent: Lithium Analysis Run 8/5/2024 9:46 AM
Plant Hammond Client: Southern Company Data: Hammond AP-1

Sanitas™ v.10.0.20 Software licensed to Groundwater Stats Consulting. UG
Hollow symbols indicate censored values.

Time Series

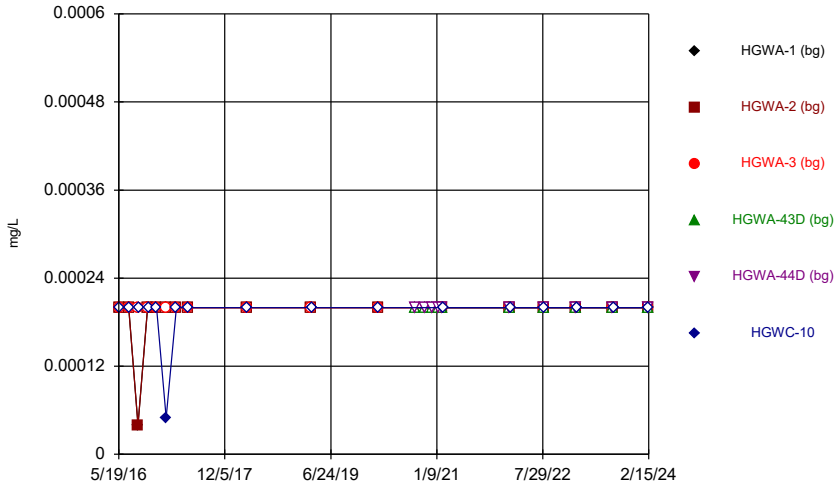

Constituent: Mercury Analysis Run 8/5/2024 9:46 AM
Plant Hammond Client: Southern Company Data: Hammond AP-1

Sanitas™ v.10.0.20 Software licensed to Groundwater Stats Consulting. UG
Hollow symbols indicate censored values.

Time Series

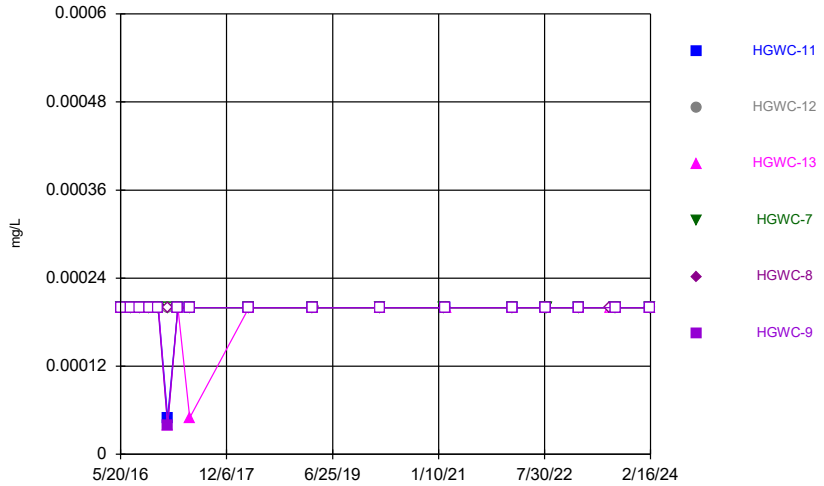

Constituent: Mercury Analysis Run 8/5/2024 9:46 AM
Plant Hammond Client: Southern Company Data: Hammond AP-1

Sanitas™ v.10.0.20 Software licensed to Groundwater Stats Consulting. UG
Hollow symbols indicate censored values.

Time Series

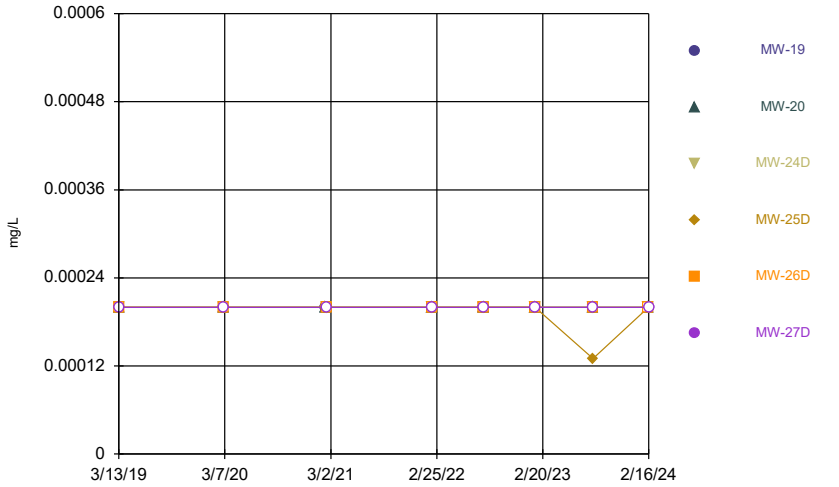

Constituent: Mercury Analysis Run 8/5/2024 9:46 AM
Plant Hammond Client: Southern Company Data: Hammond AP-1

Sanitas™ v.10.0.20 Software licensed to Groundwater Stats Consulting. UG
Hollow symbols indicate censored values.

Time Series

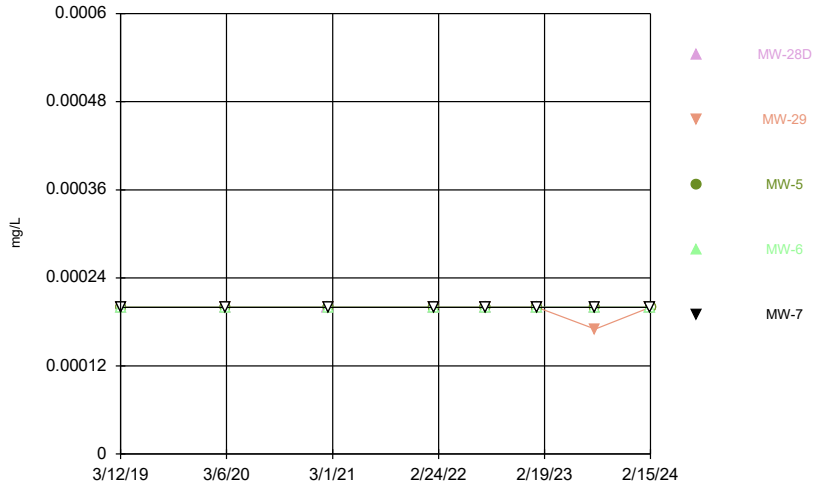

Constituent: Mercury Analysis Run 8/5/2024 9:46 AM
Plant Hammond Client: Southern Company Data: Hammond AP-1

Sanitas™ v.10.0.20 Software licensed to Groundwater Stats Consulting. UG
Hollow symbols indicate censored values.

Time Series

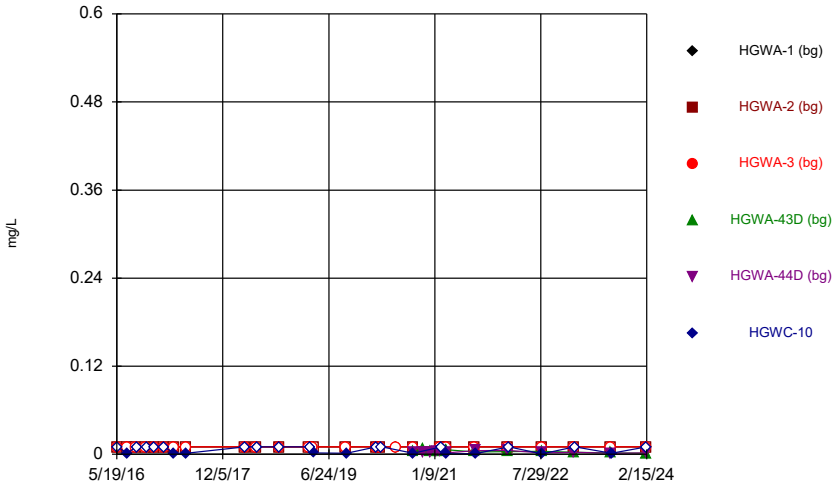

Constituent: Molybdenum Analysis Run 8/5/2024 9:46 AM
Plant Hammond Client: Southern Company Data: Hammond AP-1

Sanitas™ v.10.0.20 Software licensed to Groundwater Stats Consulting. UG

Time Series

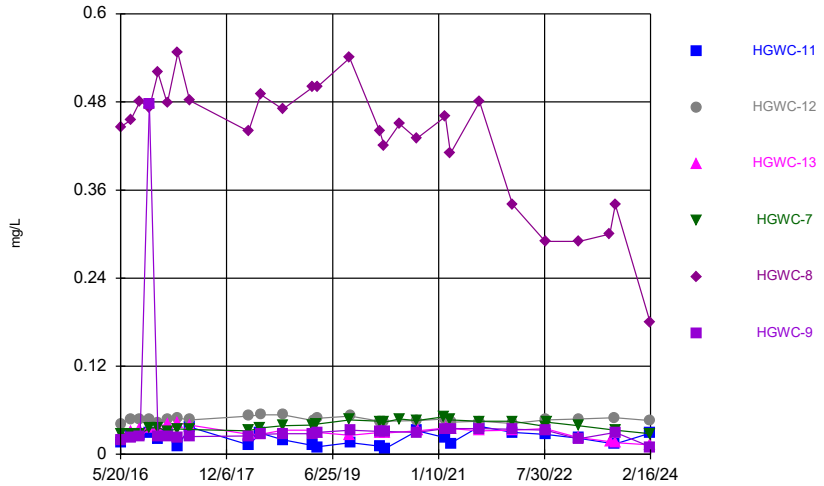

Constituent: Molybdenum Analysis Run 8/5/2024 9:46 AM
Plant Hammond Client: Southern Company Data: Hammond AP-1

Sanitas™ v.10.0.20 Software licensed to Groundwater Stats Consulting. UG
Hollow symbols indicate censored values.

Time Series

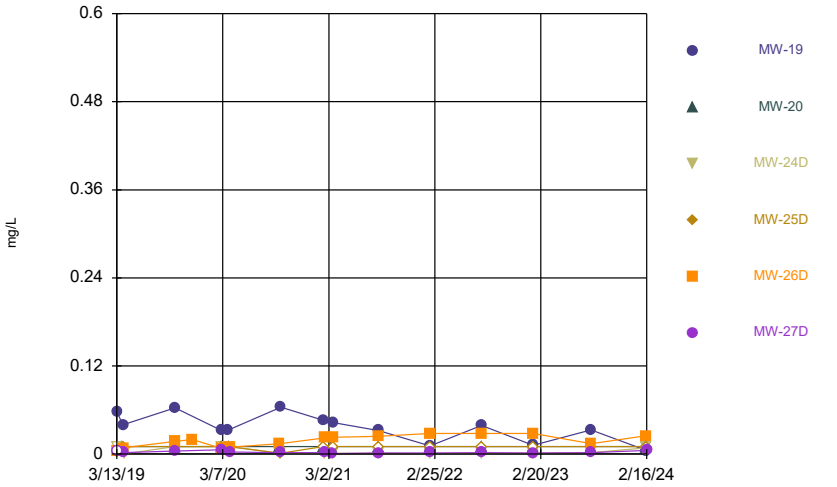

Constituent: Molybdenum Analysis Run 8/5/2024 9:46 AM
Plant Hammond Client: Southern Company Data: Hammond AP-1

Sanitas™ v.10.0.20 Software licensed to Groundwater Stats Consulting. UG
Hollow symbols indicate censored values.

Time Series

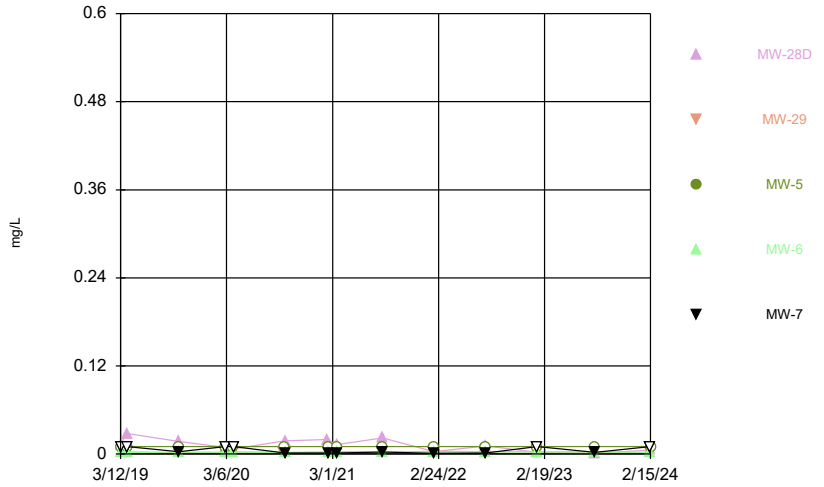

Constituent: Molybdenum Analysis Run 8/5/2024 9:46 AM
Plant Hammond Client: Southern Company Data: Hammond AP-1

Sanitas™ v.10.0.20 Software licensed to Groundwater Stats Consulting. UG

Time Series

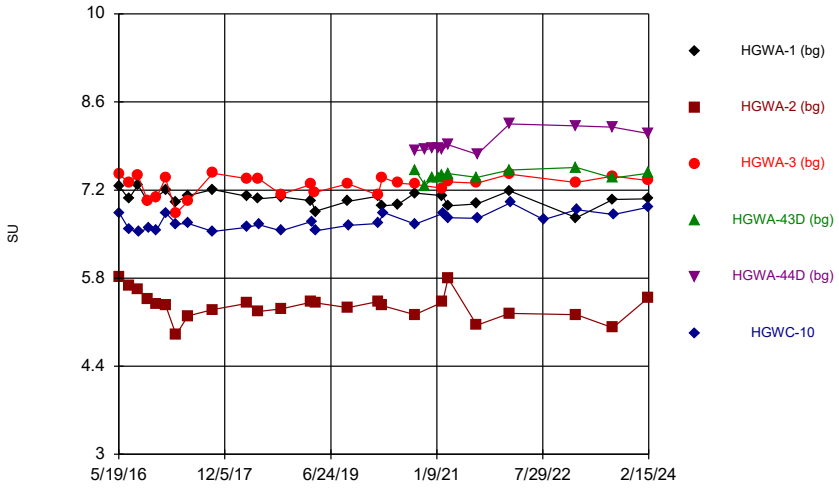

Constituent: pH, Field Analysis Run 8/5/2024 9:46 AM

Plant Hammond Client: Southern Company Data: Hammond AP-1

Sanitas™ v.10.0.20 Software licensed to Groundwater Stats Consulting. UG

Time Series

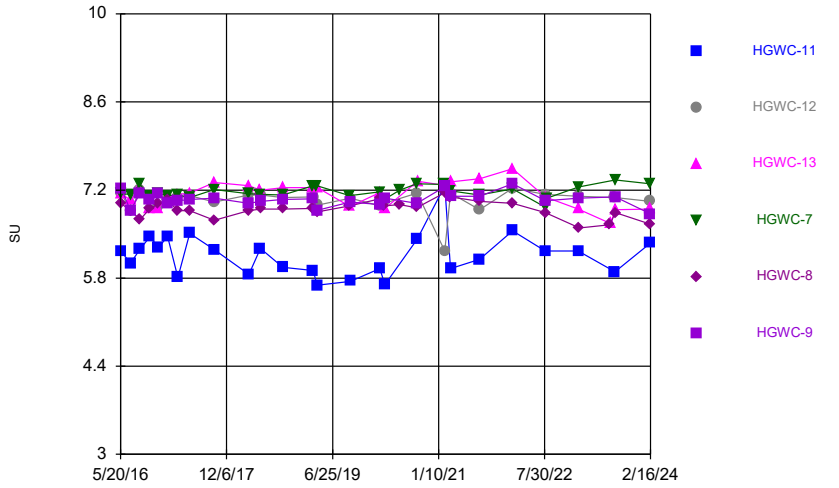

Constituent: pH, Field Analysis Run 8/5/2024 9:46 AM

Plant Hammond Client: Southern Company Data: Hammond AP-1

Sanitas™ v.10.0.20 Software licensed to Groundwater Stats Consulting. UG

Time Series

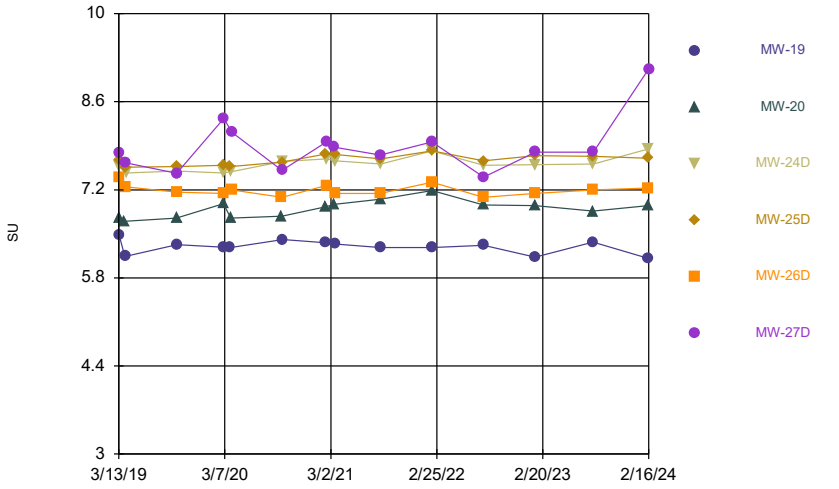

Constituent: pH, Field Analysis Run 8/5/2024 9:46 AM

Plant Hammond Client: Southern Company Data: Hammond AP-1

Sanitas™ v.10.0.20 Software licensed to Groundwater Stats Consulting. UG

Time Series

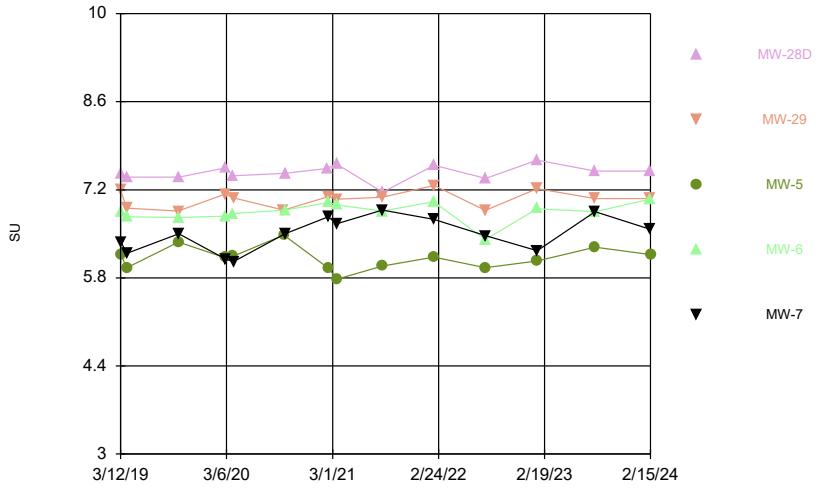

Constituent: pH, Field Analysis Run 8/5/2024 9:46 AM

Plant Hammond Client: Southern Company Data: Hammond AP-1

Sanitas™ v.10.0.20 Software licensed to Groundwater Stats Consulting. UG
Hollow symbols indicate censored values.

Time Series

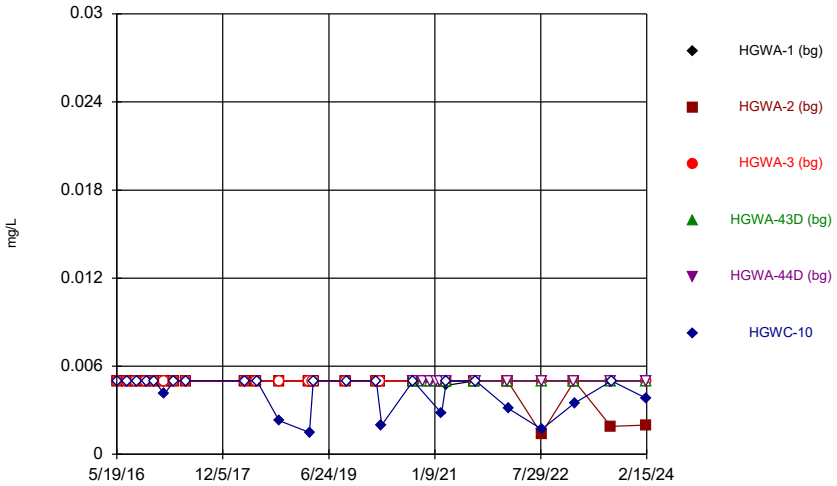

Constituent: Selenium Analysis Run 8/5/2024 9:46 AM
Plant Hammond Client: Southern Company Data: Hammond AP-1

Sanitas™ v.10.0.20 Software licensed to Groundwater Stats Consulting. UG
Hollow symbols indicate censored values.

Time Series

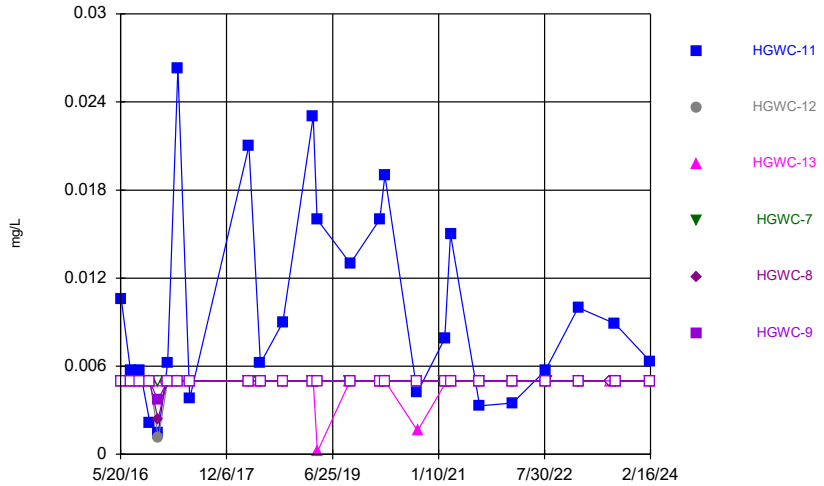

Constituent: Selenium Analysis Run 8/5/2024 9:46 AM
Plant Hammond Client: Southern Company Data: Hammond AP-1

Sanitas™ v.10.0.20 Software licensed to Groundwater Stats Consulting. UG
Hollow symbols indicate censored values.

Time Series

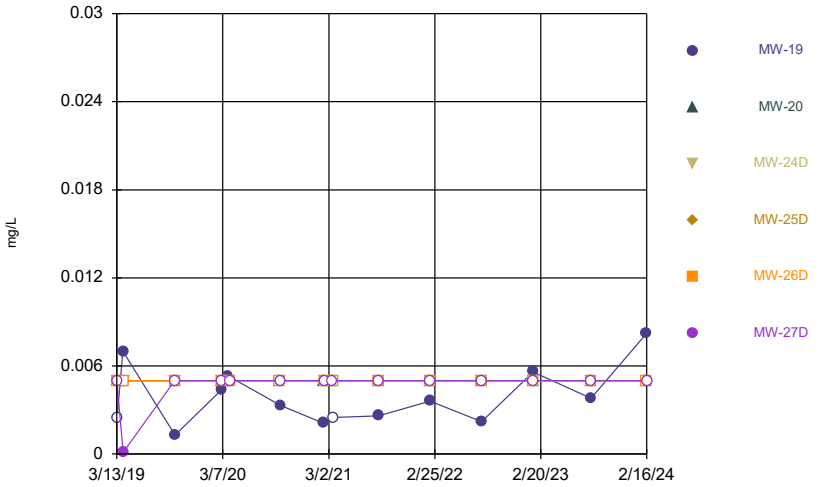

Constituent: Selenium Analysis Run 8/5/2024 9:46 AM
Plant Hammond Client: Southern Company Data: Hammond AP-1

Sanitas™ v.10.0.20 Software licensed to Groundwater Stats Consulting. UG
Hollow symbols indicate censored values.

Time Series

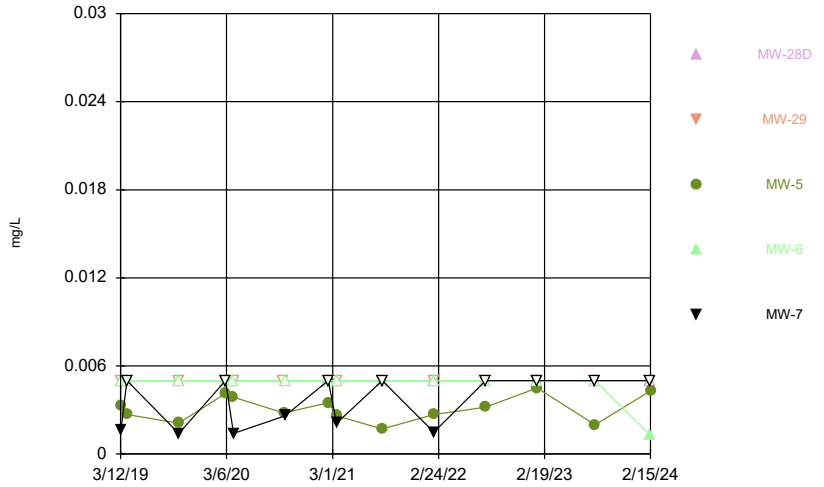

Constituent: Selenium Analysis Run 8/5/2024 9:46 AM
Plant Hammond Client: Southern Company Data: Hammond AP-1

Sanitas™ v.10.0.20 Software licensed to Groundwater Stats Consulting. UG
Hollow symbols indicate censored values.

Time Series

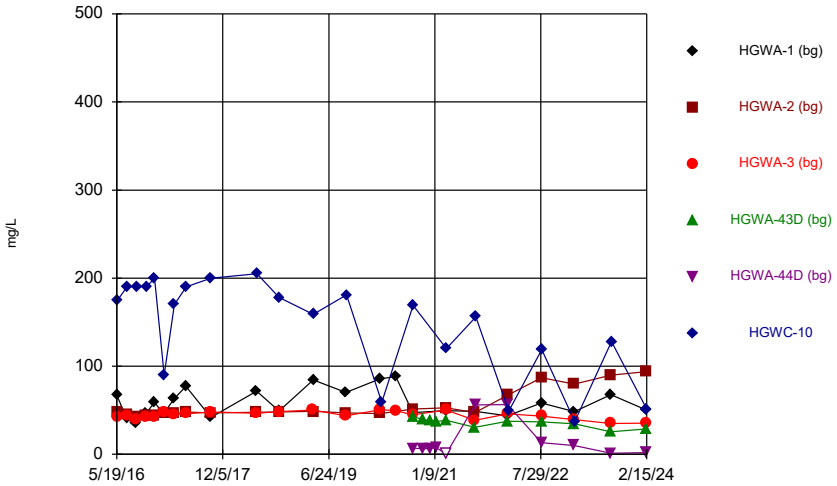

Constituent: Sulfate Analysis Run 8/5/2024 9:46 AM
Plant Hammond Client: Southern Company Data: Hammond AP-1

Sanitas™ v.10.0.20 Software licensed to Groundwater Stats Consulting. UG
Hollow symbols indicate censored values.

Time Series

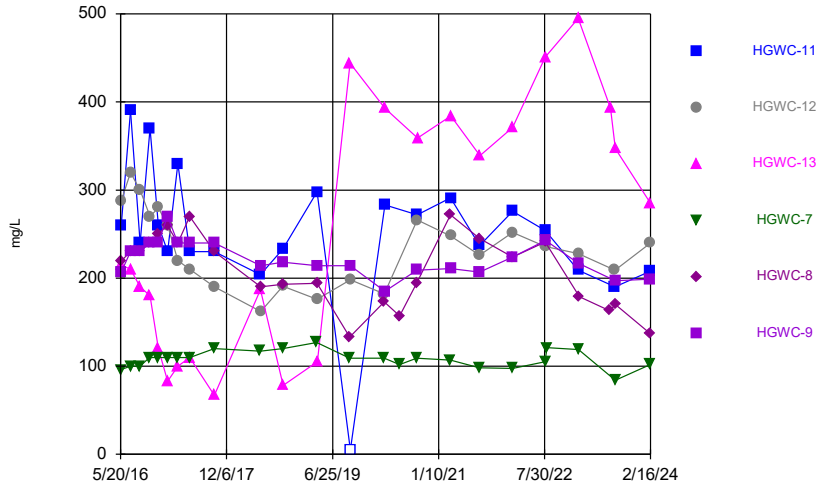

Constituent: Sulfate Analysis Run 8/5/2024 9:46 AM
Plant Hammond Client: Southern Company Data: Hammond AP-1

Sanitas™ v.10.0.20 Software licensed to Groundwater Stats Consulting. UG
Hollow symbols indicate censored values.

Time Series

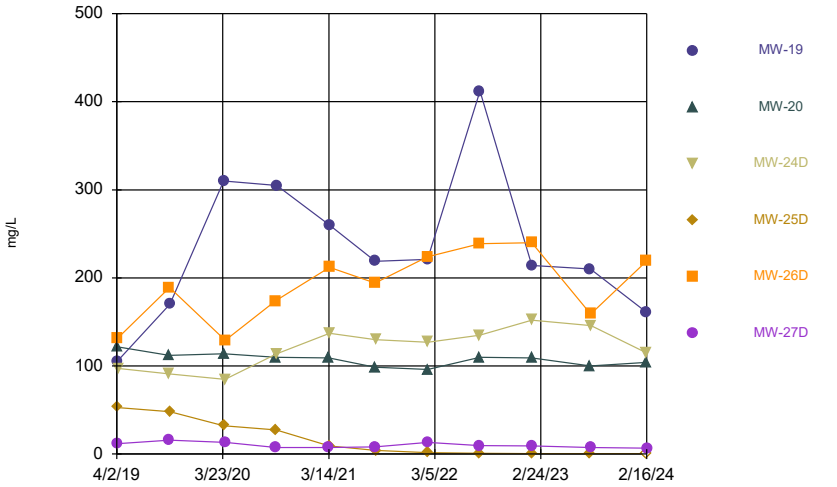

Constituent: Sulfate Analysis Run 8/5/2024 9:46 AM
Plant Hammond Client: Southern Company Data: Hammond AP-1

Sanitas™ v.10.0.20 Software licensed to Groundwater Stats Consulting. UG

Time Series

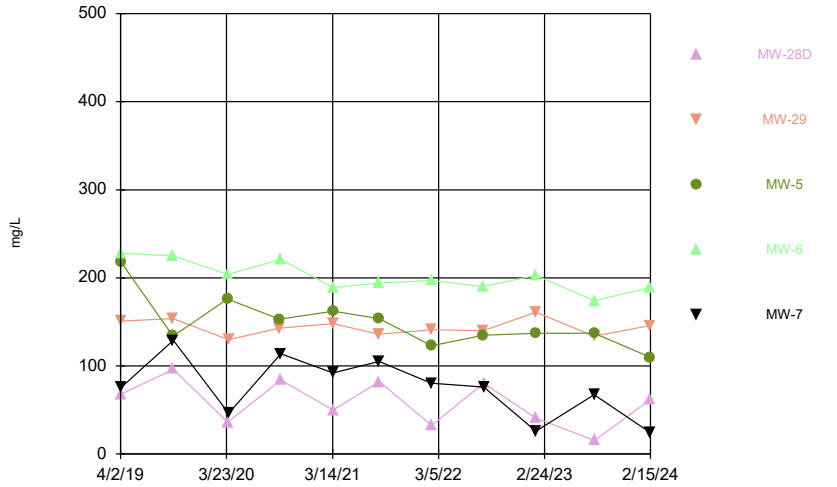

Constituent: Sulfate Analysis Run 8/5/2024 9:46 AM
Plant Hammond Client: Southern Company Data: Hammond AP-1

Sanitas™ v.10.0.20 Software licensed to Groundwater Stats Consulting. UG
Hollow symbols indicate censored values.

Time Series

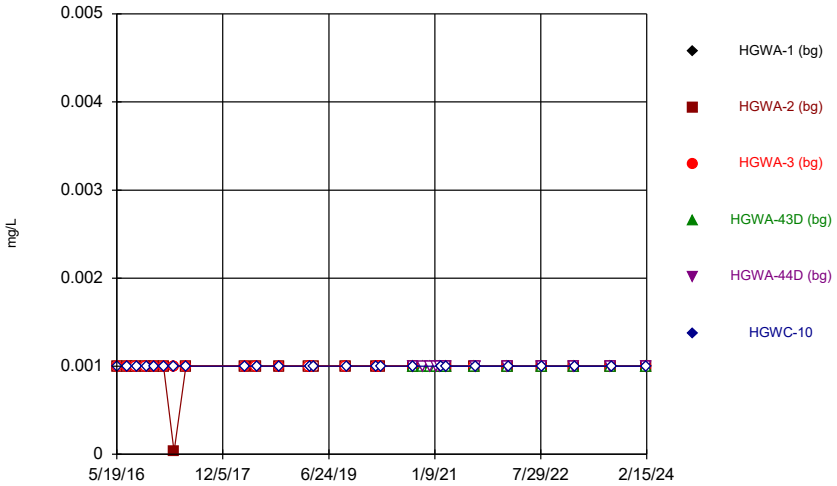

Constituent: Thallium Analysis Run 8/5/2024 9:46 AM
Plant Hammond Client: Southern Company Data: Hammond AP-1

Sanitas™ v.10.0.20 Software licensed to Groundwater Stats Consulting. UG
Hollow symbols indicate censored values.

Time Series

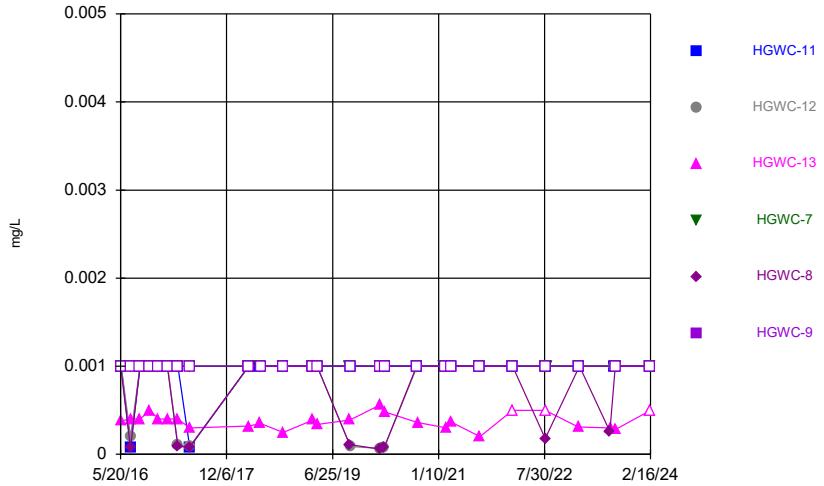

Constituent: Thallium Analysis Run 8/5/2024 9:46 AM
Plant Hammond Client: Southern Company Data: Hammond AP-1

Sanitas™ v.10.0.20 Software licensed to Groundwater Stats Consulting. UG
Hollow symbols indicate censored values.

Time Series

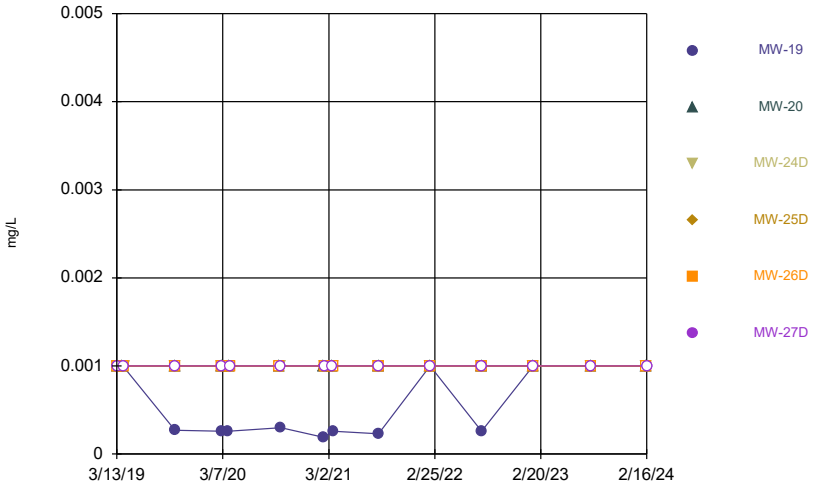

Constituent: Thallium Analysis Run 8/5/2024 9:46 AM
Plant Hammond Client: Southern Company Data: Hammond AP-1

Sanitas™ v.10.0.20 Software licensed to Groundwater Stats Consulting. UG
Hollow symbols indicate censored values.

Time Series

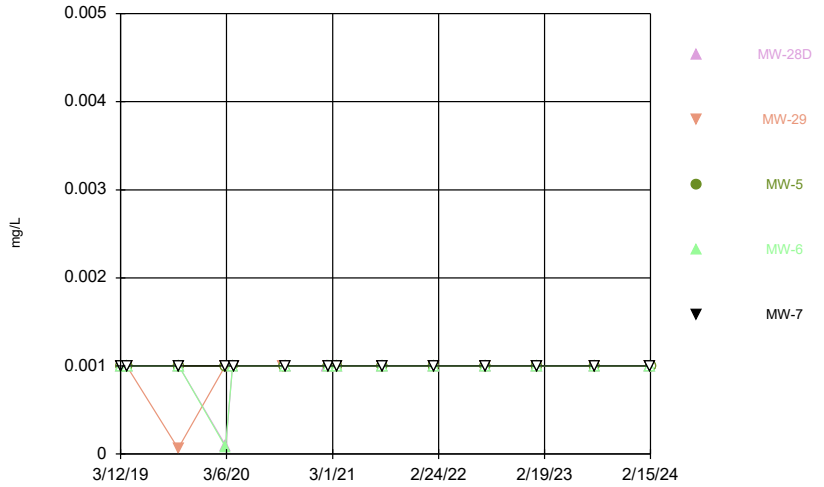

Constituent: Thallium Analysis Run 8/5/2024 9:46 AM
Plant Hammond Client: Southern Company Data: Hammond AP-1

Sanitas™ v.10.0.20 Software licensed to Groundwater Stats Consulting. UG

Time Series

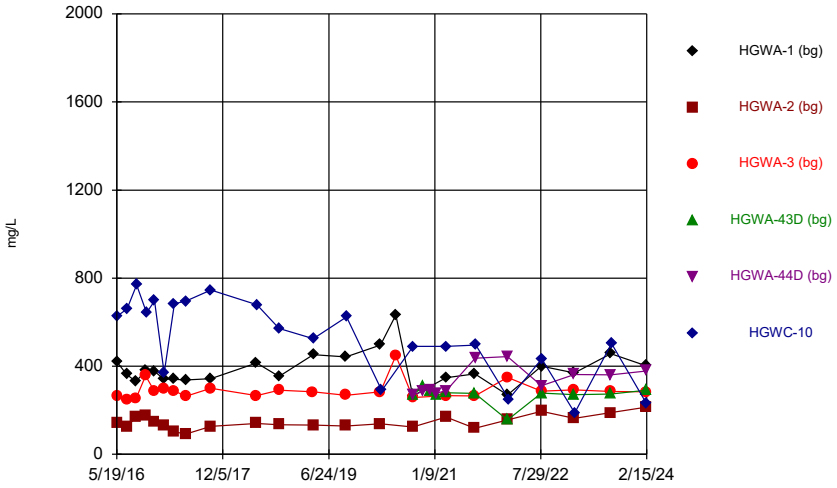

Constituent: Total Dissolved Solids Analysis Run 8/5/2024 9:46 AM
Plant Hammond Client: Southern Company Data: Hammond AP-1

Sanitas™ v.10.0.20 Software licensed to Groundwater Stats Consulting. UG

Time Series

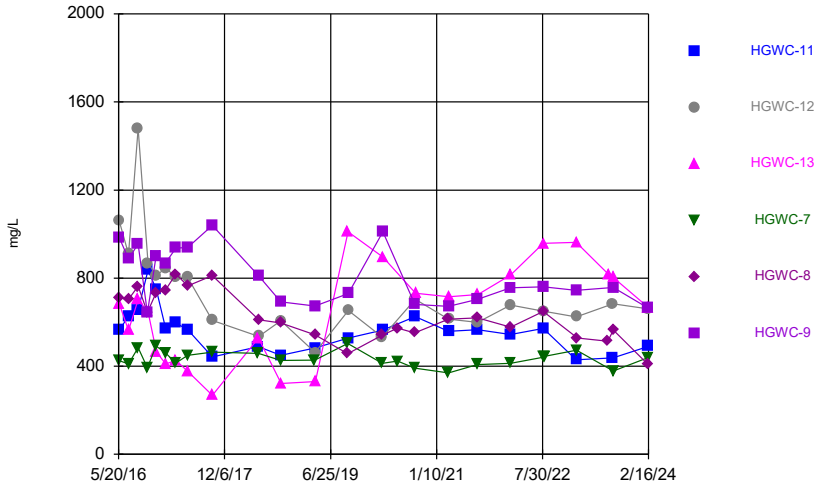

Constituent: Total Dissolved Solids Analysis Run 8/5/2024 9:46 AM
Plant Hammond Client: Southern Company Data: Hammond AP-1

Sanitas™ v.10.0.20 Software licensed to Groundwater Stats Consulting. UG

Time Series

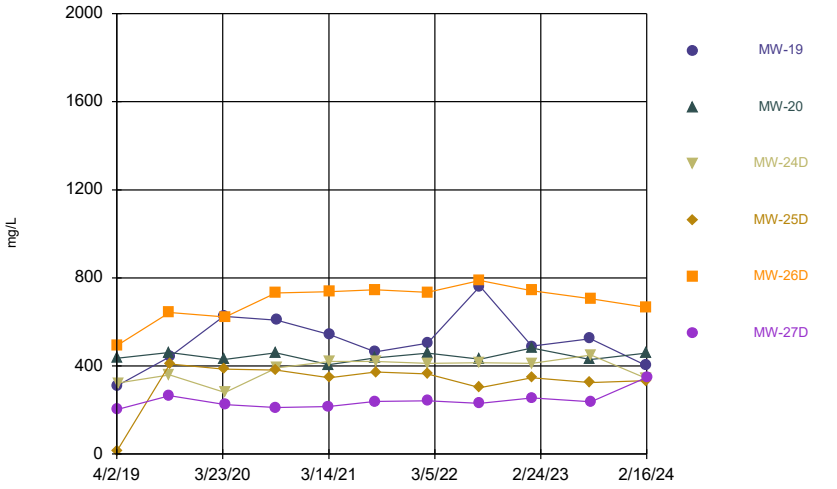

Constituent: Total Dissolved Solids Analysis Run 8/5/2024 9:46 AM
Plant Hammond Client: Southern Company Data: Hammond AP-1

Sanitas™ v.10.0.20 Software licensed to Groundwater Stats Consulting. UG

Time Series

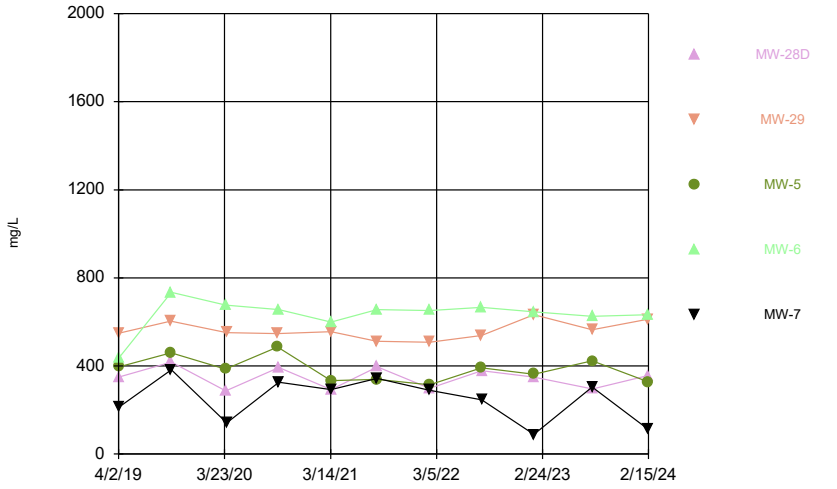

Constituent: Total Dissolved Solids Analysis Run 8/5/2024 9:46 AM
Plant Hammond Client: Southern Company Data: Hammond AP-1

Time Series

Constituent: Antimony (mg/L) Analysis Run 8/5/2024 9:49 AM

Plant Hammond Client: Southern Company Data: Hammond AP-1

	HGWA-1 (bg)	HGWA-2 (bg)	HGWA-3 (bg)	HGWA-43D (bg)	HGWA-44D (bg)	HGWC-10
5/19/2016	<0.003	<0.003	<0.003			
5/23/2016						<0.003
7/11/2016	<0.003	<0.003				
7/12/2016			0.0003 (J)			<0.003
8/30/2016	<0.003	<0.003	<0.003			
9/1/2016						<0.003
10/19/2016	0.0014 (J)	<0.003	<0.003			
10/24/2016						<0.003
12/6/2016	<0.003	<0.003	<0.003			
12/7/2016						<0.003
1/24/2017	<0.003	<0.003	<0.003			
1/26/2017						<0.003
3/21/2017	<0.003	<0.003	<0.003			
3/22/2017						<0.003
5/22/2017	<0.003	<0.003	<0.003			
5/24/2017						<0.003
4/2/2018	<0.003	<0.003				
4/3/2018			<0.003			
4/4/2018						<0.003
3/12/2019	<0.003	<0.003	<0.003			
3/13/2019						<0.003
4/1/2019			<0.003			
4/2/2019	<0.003	<0.003				
4/3/2019						<0.003
9/23/2019	<0.003	<0.003	<0.003			
9/27/2019						<0.003
3/2/2020	<0.003	<0.003	<0.003			
3/3/2020						<0.003
3/25/2020	<0.003	<0.003	<0.003			
4/1/2020						<0.003
9/15/2020	<0.003	<0.003	<0.003			
9/16/2020				0.00051 (J)	0.00049 (J)	<0.003
11/10/2020				0.00043 (J)	<0.003	
12/15/2020				0.00031 (J)	0.00047 (J)	
1/19/2021				0.00029 (J)	0.00067 (JB)	
2/8/2021	<0.003					
2/9/2021		0.00062 (JB)	0.00031 (JB)	0.00037 (JB)	0.00042 (J)	
2/15/2021						0.00065 (J)
3/10/2021	<0.003				0.00037 (J)	
3/11/2021		<0.003	<0.003	0.00057 (J)		
3/12/2021						<0.003
8/11/2021	<0.003			<0.003		
8/12/2021		<0.003	<0.003			
8/13/2021					<0.003	
8/17/2021						<0.003
2/1/2022	<0.003	<0.003	<0.003	<0.003	0.0013 (J)	
2/9/2022						<0.003
8/2/2022	<0.003	<0.003	<0.003	<0.003	<0.003	
8/3/2022						0.0018 (J)
1/23/2023			<0.003			
1/24/2023	<0.003	<0.003		<0.003	<0.003	
1/27/2023						<0.003

ND substitution: RL or RL/2 if <15% NDs.

Time Series

Constituent: Antimony (mg/L) Analysis Run 8/5/2024 9:49 AM

Plant Hammond Client: Southern Company Data: Hammond AP-1

	HGWA-1 (bg)	HGWA-2 (bg)	HGWA-3 (bg)	HGWA-43D (bg)	HGWA-44D (bg)	HGWC-10
8/8/2023	<0.003	<0.003	<0.003	<0.003	<0.003	
8/10/2023						<0.003
2/13/2024	<0.003	<0.003	<0.003	<0.003	<0.003	
2/15/2024						<0.003

ND substitution: RL or RL/2 if <15% NDs.

Time Series

Constituent: Antimony (mg/L) Analysis Run 8/5/2024 9:49 AM

Plant Hammond Client: Southern Company Data: Hammond AP-1

	HGWC-11	HGWC-12	HGWC-13	HGWC-7	HGWC-8	HGWC-9
5/20/2016				<0.003	<0.003	
5/23/2016	<0.003	<0.003	<0.003			<0.003
7/12/2016	<0.003	<0.003	0.0003 (J)	<0.003	<0.003	<0.003
9/1/2016	<0.003	<0.003	<0.003	<0.003	<0.003	<0.003
10/20/2016				<0.003	<0.003	<0.003
10/24/2016	<0.003	<0.003	<0.003			
12/6/2016				<0.003	<0.003	<0.003
12/7/2016	<0.003	<0.003	<0.003			
1/25/2017				<0.003	<0.003	
1/26/2017	<0.003	<0.003	<0.003			<0.003
3/21/2017				<0.003	<0.003	
3/22/2017	<0.003	<0.003	<0.003			<0.003
5/23/2017				<0.003	<0.003	<0.003
5/24/2017	<0.003	<0.003	<0.003			
4/3/2018				<0.003	<0.003	<0.003
4/4/2018	<0.003	<0.003	<0.003			
3/12/2019					<0.003	
3/13/2019	<0.003		<0.003	<0.003		<0.003
3/14/2019		<0.003				
4/2/2019				<0.003		
4/3/2019	<0.003	<0.003			<0.003	<0.003
4/5/2019			0.00021 (J)			
9/24/2019					<0.003	
9/25/2019				<0.003		
9/26/2019			<0.003			
9/27/2019	<0.003	<0.003				<0.003
3/3/2020	<0.003	<0.003			<0.003	
3/4/2020			0.00061 (J)	<0.003		0.00032 (J)
3/26/2020		<0.003				
3/27/2020				<0.003	<0.003	
3/30/2020			0.00036 (J)			
3/31/2020	<0.003					0.00042 (J)
9/16/2020				0.00034 (J)	<0.003	
9/17/2020						<0.003
9/18/2020	0.00038 (J)	<0.003				
9/21/2020			0.00029 (J)			
2/10/2021				<0.003		
2/12/2021	<0.003	<0.003				
2/16/2021					0.00064 (J)	0.00043 (J)
2/22/2021			0.00047 (J)			
3/15/2021				<0.003	<0.003	
3/16/2021	<0.003	<0.003				<0.003
3/17/2021			0.00049 (J)			
8/16/2021				0.0017 (J)		
8/17/2021						<0.003
8/18/2021	<0.003	<0.003			<0.003	
8/19/2021			<0.003			
2/9/2022	<0.003	<0.003				<0.003
2/10/2022			<0.003	<0.003	<0.003	
8/3/2022	<0.003	<0.003	<0.003	<0.003	<0.003	
8/4/2022						<0.003
8/11/2022				<0.003		

ND substitution: RL or RL/2 if <15% NDs.

Time Series

Constituent: Antimony (mg/L) Analysis Run 8/5/2024 9:49 AM

Plant Hammond Client: Southern Company Data: Hammond AP-1

	HGWC-11	HGWC-12	HGWC-13	HGWC-7	HGWC-8	HGWC-9
1/26/2023	<0.003	<0.003	<0.003			0.00092 (J)
1/27/2023				<0.003		
2/1/2023					<0.003	
7/13/2023					<0.003	
7/17/2023			<0.003			
8/10/2023	<0.003	<0.003				
8/11/2023						<0.003
8/12/2023			<0.003	<0.003	<0.003	
2/14/2024				<0.003	<0.003	
2/15/2024	<0.003	<0.003				<0.003
2/16/2024			<0.003			

Time Series

Constituent: Antimony (mg/L) Analysis Run 8/5/2024 9:49 AM

Plant Hammond Client: Southern Company Data: Hammond AP-1

	MW-19	MW-20	MW-24D	MW-25D	MW-26D	MW-27D
3/13/2019		<0.003	<0.003		<0.003	<0.003
3/14/2019	<0.003			<0.003		
4/2/2019		<0.003				
4/3/2019	<0.003			<0.003	<0.003	
4/4/2019						0.00016 (J)
4/8/2019			<0.003			
9/25/2019		<0.003				
9/26/2019			<0.003		<0.003	0.0003 (J)
9/27/2019	<0.003			<0.003		
3/2/2020		<0.003				
3/3/2020				<0.003		
3/4/2020	<0.003		0.0017 (J)		0.002 (J)	0.00037 (J)
3/26/2020	<0.003			<0.003		
3/27/2020		<0.003				
3/30/2020			<0.003			
3/31/2020					0.0013 (J)	
4/2/2020						0.0003 (J)
9/17/2020		<0.003			<0.003	
9/18/2020				<0.003		0.00031 (J)
9/21/2020	<0.003		<0.003			
2/11/2021		<0.003				
2/12/2021	<0.003			<0.003		
2/16/2021			<0.003		<0.003	0.00038 (J)
3/12/2021						<0.003
3/15/2021		<0.003				
3/16/2021				<0.003		
3/17/2021	<0.003		<0.003		<0.003	
8/17/2021		<0.003			<0.003	<0.003
8/18/2021	<0.003					
8/19/2021			<0.003	<0.003		
2/9/2022	<0.003			<0.003	<0.003	
2/10/2022		<0.003	<0.003			<0.003
8/3/2022			<0.003			<0.003
8/4/2022	<0.003	<0.003		<0.003	<0.003	
1/26/2023	<0.003	<0.003	<0.003	<0.003	<0.003	
1/27/2023						<0.003
8/10/2023	<0.003	<0.003		<0.003		
8/11/2023					<0.003	
8/12/2023			<0.003			<0.003
2/14/2024		<0.003				
2/15/2024	<0.003		<0.003	<0.003	<0.003	
2/16/2024						<0.003

ND substitution: RL or RL/2 if <15% NDs.

Time Series

Constituent: Antimony (mg/L) Analysis Run 8/5/2024 9:49 AM

Plant Hammond Client: Southern Company Data: Hammond AP-1

	MW-28D	MW-29	MW-5	MW-6	MW-7
3/12/2019	<0.003	<0.003			
3/13/2019			<0.003	<0.003	0.00086 (J)
4/2/2019	<0.003	<0.003			
4/3/2019			<0.003	<0.003	<0.003
9/24/2019		<0.003			
9/25/2019			<0.003		
9/26/2019	<0.003			<0.003	<0.003
3/2/2020		<0.003	<0.003		
3/3/2020				<0.003	0.0013 (J)
3/4/2020	<0.003				
3/26/2020			<0.003		
3/27/2020	<0.003			<0.003	
3/30/2020		<0.003			<0.003
9/16/2020		<0.003			
9/17/2020			<0.003		
9/21/2020	<0.003			0.0014 (J)	0.00051 (J)
2/10/2021	0.0019 (J)				
2/15/2021		0.00094 (J)			0.0021 (J)
2/16/2021			<0.003	<0.003	
3/15/2021	<0.003	<0.003			<0.003
3/16/2021			<0.003	<0.003	
8/16/2021		<0.003			
8/17/2021			<0.003	<0.003	<0.003
8/18/2021	<0.003				
2/8/2022					<0.003
2/9/2022			<0.003	<0.003	
2/10/2022	<0.003	<0.003			
8/3/2022		<0.003	<0.003	<0.003	
8/4/2022	<0.003				<0.003
1/26/2023	<0.003	<0.003	<0.003	<0.003	<0.003
8/10/2023		<0.003	<0.003	<0.003	<0.003
8/11/2023	<0.003				
2/14/2024	<0.003	<0.003		<0.003	<0.003
2/15/2024			<0.003		

ND substitution: RL or RL/2 if <15% NDs.

Time Series

Constituent: Arsenic (mg/L) Analysis Run 8/5/2024 9:49 AM

Plant Hammond Client: Southern Company Data: Hammond AP-1

	HGWA-1 (bg)	HGWA-2 (bg)	HGWA-3 (bg)	HGWA-43D (bg)	HGWA-44D (bg)	HGWC-10
5/19/2016	<0.005	0.00127 (J)	<0.005			
5/23/2016						<0.005
7/11/2016	<0.005	0.002 (J)				
7/12/2016			0.0008 (J)			<0.005
8/30/2016	<0.005	0.0017 (J)	<0.005			
9/1/2016						<0.005
10/19/2016	<0.005	<0.005	<0.005			
10/24/2016						<0.005
12/6/2016	<0.005	<0.005	<0.005			
12/7/2016						<0.005
1/24/2017	<0.005	<0.005	<0.005			
1/26/2017						<0.005
3/21/2017	0.0005 (J)	<0.005	0.0007 (J)			
3/22/2017						<0.005
5/22/2017	<0.005	0.0006 (J)	0.0006 (J)			
5/24/2017						<0.005
4/2/2018	<0.005	<0.005				
4/3/2018			<0.005			
4/4/2018						<0.005
6/4/2018	<0.005	0.00088 (J)	0.0008 (J)			
6/5/2018						<0.005
10/1/2018	<0.005	<0.005	0.0011 (J)			
10/2/2018						<0.005
3/12/2019	<0.005	0.00069 (J)	0.00063 (J)			
3/13/2019						<0.005
4/1/2019			<0.005			
4/2/2019	<0.005	<0.005				
4/3/2019						<0.005
9/23/2019	0.00046 (J)	0.00067 (J)	0.0011 (J)			
9/27/2019						<0.005
3/2/2020	<0.005	0.00043 (J)	0.0004 (J)			
3/3/2020						<0.005
3/25/2020	<0.005	<0.005	<0.005			
4/1/2020						<0.005
9/15/2020	<0.005	<0.005	<0.005			
9/16/2020				<0.005	<0.005	<0.005
11/10/2020				0.0021 (J)	<0.005	
12/15/2020				<0.005	<0.005	
1/19/2021				0.0011 (J)	<0.005	
2/8/2021	<0.005					
2/9/2021		<0.005	<0.005	0.0017 (JB)	0.00083 (J)	
2/15/2021						<0.005
3/10/2021	<0.005				<0.005	
3/11/2021		<0.005	<0.005	0.0013 (J)		
3/12/2021						<0.005
8/11/2021	<0.005			0.0015 (J)		
8/12/2021		<0.005	<0.005			
8/13/2021					<0.005	
8/17/2021						<0.005
2/1/2022	0.0016 (J)	0.0023 (J)	0.0024 (J)	0.0036 (J)	0.0025 (J)	
2/9/2022						<0.005
8/2/2022	<0.005	<0.005	<0.005	<0.005	<0.005	

ND substitution: RL or RL/2 if <15% NDs.

Time Series

Constituent: Arsenic (mg/L) Analysis Run 8/5/2024 9:49 AM

Plant Hammond Client: Southern Company Data: Hammond AP-1

	HGWA-1 (bg)	HGWA-2 (bg)	HGWA-3 (bg)	HGWA-43D (bg)	HGWA-44D (bg)	HGWC-10
8/3/2022						<0.005
1/23/2023			<0.005			
1/24/2023	<0.005	<0.005		<0.005	0.0027 (J)	
1/27/2023						<0.005
8/8/2023	<0.005	<0.005	<0.005	<0.005	<0.005	
8/10/2023						<0.005
2/13/2024	<0.005	<0.005	<0.005	0.00097 (J)	0.0014 (J)	
2/15/2024						<0.005

ND substitution: RL or RL/2 if <15% NDs.

Time Series

Constituent: Arsenic (mg/L) Analysis Run 8/5/2024 9:49 AM

Plant Hammond Client: Southern Company Data: Hammond AP-1

	HGWC-11	HGWC-12	HGWC-13	HGWC-7	HGWC-8	HGWC-9
5/20/2016				<0.005	<0.005	
5/23/2016	<0.005	0.0046 (J)	0.329			<0.005
7/12/2016	0.0015 (J)	0.005	0.297	<0.005	<0.005	<0.005
9/1/2016	<0.005	0.0043 (J)	0.314	<0.005	<0.005	<0.005
10/20/2016				<0.005	<0.005	<0.005
10/24/2016	<0.005	0.0049 (J)	0.334			
12/6/2016				<0.005	<0.005	<0.005
12/7/2016	<0.005	0.0046 (J)	0.35			
1/25/2017				<0.005	<0.005	
1/26/2017	<0.005	<0.005	0.424			<0.005
3/21/2017				<0.005	<0.005	
3/22/2017	0.0053	0.0019 (J)	0.419			0.0008 (J)
5/23/2017				<0.005	<0.005	<0.005
5/24/2017	<0.005	0.0022 (J)	0.393			
4/3/2018				<0.005	<0.005	<0.005
4/4/2018	<0.005	<0.005	0.49			
6/5/2018	0.0012 (J)		0.38	<0.005		
6/6/2018		0.0048 (J)			<0.005	<0.005
10/2/2018				0.0019 (J)	<0.005	<0.005
10/3/2018	<0.005	0.0037 (J)				
10/5/2018			0.34			
3/12/2019					<0.005	
3/13/2019	0.0024 (J)		0.42	<0.005		0.00075 (J)
3/14/2019		0.0026 (J)				
4/2/2019				<0.005		
4/3/2019	0.00094 (J)	0.0022 (J)			<0.005	<0.005
4/5/2019			0.36			
9/24/2019					<0.005	
9/25/2019				<0.005		
9/26/2019			0.44			
9/27/2019	0.0018 (J)	0.0061				0.00037 (J)
3/3/2020	0.0022 (J)	0.0023 (J)			<0.005	
3/4/2020			0.52	<0.005		<0.005
3/26/2020		0.0028 (J)				
3/27/2020				<0.005	<0.005	
3/30/2020			0.47			
3/31/2020	0.0022 (J)					<0.005
9/16/2020				<0.005	<0.005	
9/17/2020						<0.005
9/18/2020	0.00081 (J)	0.0031 (J)				
9/21/2020			0.39			
2/10/2021				<0.005		
2/12/2021	0.002 (J)	0.0045 (J)				
2/16/2021					<0.005	<0.005
2/22/2021			0.45			
3/15/2021				<0.005	<0.005	
3/16/2021	0.0017 (J)	0.0038 (J)				<0.005
3/17/2021			0.39			
8/16/2021				<0.005		
8/17/2021						<0.005
8/18/2021	<0.005	0.0028 (J)			<0.005	
8/19/2021			0.31			

ND substitution: RL or RL/2 if <15% NDs.

Time Series

Constituent: Arsenic (mg/L) Analysis Run 8/5/2024 9:49 AM

Plant Hammond Client: Southern Company Data: Hammond AP-1

	HGWC-11	HGWC-12	HGWC-13	HGWC-7	HGWC-8	HGWC-9
2/9/2022	0.0047 (J)	0.0053				0.0021 (J)
2/10/2022			0.38	<0.005	0.002 (J)	
8/3/2022	<0.005	0.0023 (J)	0.4	<0.005	<0.005	
8/4/2022						<0.005
8/11/2022				<0.005		
1/26/2023	<0.005	0.0025 (J)	0.53			<0.005
1/27/2023				<0.005		
2/1/2023					<0.005	
7/13/2023					<0.005	
7/17/2023			0.63			
8/10/2023	<0.005	<0.005				
8/11/2023						<0.005
8/12/2023			0.54	<0.005	<0.005	
2/14/2024				<0.005	<0.005	
2/15/2024	<0.005	0.0027 (J)				<0.005 (D)
2/16/2024			0.5			

ND substitution: RL or RL/2 if <15% NDs.

Time Series

Constituent: Arsenic (mg/L) Analysis Run 8/5/2024 9:49 AM

Plant Hammond Client: Southern Company Data: Hammond AP-1

	MW-19	MW-20	MW-24D	MW-25D	MW-26D	MW-27D
3/13/2019		0.0023 (J)	<0.005		<0.005	<0.005
3/14/2019	<0.005			0.0019 (J)		
4/2/2019		<0.005				
4/3/2019	<0.005			<0.005	<0.005	
4/4/2019						0.0002 (J)
4/8/2019			<0.005			
9/25/2019		<0.005				
9/26/2019			<0.005		<0.005	<0.005
9/27/2019	<0.005			0.0011 (J)		
3/2/2020		0.00038 (J)				
3/3/2020				0.001 (J)		
3/4/2020	0.00045 (J)		<0.005		0.0006 (J)	0.00069 (J)
3/26/2020	<0.005			0.00075 (J)		
3/27/2020		<0.005				
3/30/2020			<0.005			
3/31/2020					<0.005	
4/2/2020						<0.005
9/17/2020		<0.005			<0.005	
9/18/2020				<0.005		<0.005
9/21/2020	<0.005		<0.005			
2/11/2021		0.00094 (J)				
2/12/2021	<0.005			<0.005		
2/16/2021			<0.005		0.0008 (J)	0.001 (J)
3/12/2021						<0.005
3/15/2021		<0.005				
3/16/2021				<0.005		
3/17/2021	<0.005		<0.005		<0.005	
8/17/2021		<0.005			<0.005	<0.005
8/18/2021	<0.005					
8/19/2021			<0.005	<0.005		
2/9/2022	<0.005			<0.005	0.0017 (J)	
2/10/2022		<0.005	<0.005			<0.005
8/3/2022			<0.005			<0.005
8/4/2022	<0.005	<0.005		<0.005	<0.005	
1/26/2023	<0.005	<0.005	<0.005	<0.005	<0.005	
1/27/2023						<0.005
8/10/2023	<0.005	<0.005		<0.005		
8/11/2023					<0.005	
8/12/2023			<0.005			<0.005
2/14/2024		<0.005				
2/15/2024	<0.005		<0.005	<0.005	<0.005	
2/16/2024						<0.005

ND substitution: RL or RL/2 if <15% NDs.

Time Series

Constituent: Arsenic (mg/L) Analysis Run 8/5/2024 9:49 AM

Plant Hammond Client: Southern Company Data: Hammond AP-1

	MW-28D	MW-29	MW-5	MW-6	MW-7
3/12/2019	<0.005	<0.005			
3/13/2019			<0.005	<0.005	<0.005
4/2/2019	<0.005	<0.005			
4/3/2019			<0.005	<0.005	<0.005
9/24/2019		<0.005			
9/25/2019			<0.005		
9/26/2019	<0.005			<0.005	<0.005
3/2/2020		<0.005	<0.005		
3/3/2020				<0.005	<0.005
3/4/2020	<0.005				
3/26/2020			<0.005		
3/27/2020	<0.005			<0.005	
3/30/2020		0.00037 (J)			<0.005
9/16/2020		<0.005			
9/17/2020			<0.005		
9/21/2020	<0.005			<0.005	<0.005
2/10/2021	0.0011 (J)				
2/15/2021		<0.005			<0.005
2/16/2021			<0.005	<0.005	
3/15/2021	<0.005	<0.005			<0.005
3/16/2021			<0.005	<0.005	
8/16/2021		<0.005			
8/17/2021			<0.005	<0.005	<0.005
8/18/2021	<0.005				
2/8/2022					<0.005
2/9/2022			0.0013 (J)	0.0034 (J)	
2/10/2022	<0.005	<0.005			
8/3/2022		<0.005	<0.005	<0.005	
8/4/2022	<0.005				<0.005
1/26/2023	<0.005	<0.005	<0.005	<0.005	<0.005
8/10/2023		<0.005	<0.005	<0.005	<0.005
8/11/2023	<0.005				
2/14/2024	<0.005	<0.005		<0.005	<0.005
2/15/2024			<0.005		

ND substitution: RL or RL/2 if <15% NDs.

Time Series

Constituent: Barium (mg/L) Analysis Run 8/5/2024 9:49 AM

Plant Hammond Client: Southern Company Data: Hammond AP-1

	HGWA-1 (bg)	HGWA-2 (bg)	HGWA-3 (bg)	HGWA-43D (bg)	HGWA-44D (bg)	HGWC-10
5/19/2016	0.0346	0.114	0.111			
5/23/2016						0.0877
7/11/2016	0.0311	0.112				
7/12/2016			0.115			0.0926
8/30/2016	0.0293	0.131	0.113			
9/1/2016						0.0994
10/19/2016	0.0293	0.111	0.123			
10/24/2016						0.101
12/6/2016	0.0304	0.108	0.127			
12/7/2016						0.107
1/24/2017	0.028	0.102	0.126			
1/26/2017						0.0538
3/21/2017	0.0275	0.095	0.12			
3/22/2017						0.0962
5/22/2017	0.0281	0.103	0.117			
5/24/2017						0.0996
4/2/2018	0.026	0.099				
4/3/2018			0.11			
4/4/2018						0.084
6/4/2018	0.035	0.11	0.12			
6/5/2018						0.086
10/1/2018	0.029	0.11	0.14			
10/2/2018						0.076
3/12/2019	0.042	0.12	0.13			
3/13/2019						0.044
4/1/2019			0.13			
4/2/2019	0.04	0.13				
4/3/2019						0.076
9/23/2019	0.042	0.13	0.13			
9/27/2019						0.078
3/2/2020	0.034	0.11	0.14			
3/3/2020						0.048
3/25/2020	0.043	0.12	0.13			
4/1/2020						0.058
9/15/2020	0.035	0.12	0.12			
9/16/2020				0.26	0.24	0.068
11/10/2020				0.25	0.38	
12/15/2020				0.29	0.39	
1/19/2021				0.32	0.41	
2/8/2021	0.032					
2/9/2021		0.12	0.13	0.34	0.46	
2/15/2021						0.06
3/10/2021	0.03				0.26	
3/11/2021		0.07	0.13	0.32		
3/12/2021						0.058
8/11/2021	0.03			0.28		
8/12/2021		0.12	0.11			
8/13/2021					0.22	
8/17/2021						0.055
2/1/2022	0.031	0.13	0.12	0.29	0.23	
2/9/2022						0.042
8/2/2022	0.039	0.11	0.16	0.35	0.37	

Time Series

Constituent: Barium (mg/L) Analysis Run 8/5/2024 9:49 AM

Plant Hammond Client: Southern Company Data: Hammond AP-1

	HGWA-1 (bg)	HGWA-2 (bg)	HGWA-3 (bg)	HGWA-43D (bg)	HGWA-44D (bg)	HGWC-10
8/3/2022						0.069
1/23/2023			0.13			
1/24/2023	0.033	0.088		0.28	0.18	
1/27/2023						0.041
8/8/2023	0.039	0.068	0.12	0.3	0.12	
8/10/2023						0.045
2/13/2024	0.039	0.062	0.13	0.28	0.12	
2/15/2024						0.048

Time Series

Constituent: Barium (mg/L) Analysis Run 8/5/2024 9:49 AM

Plant Hammond Client: Southern Company Data: Hammond AP-1

	HGWC-11	HGWC-12	HGWC-13	HGWC-7	HGWC-8	HGWC-9
5/20/2016				0.0687	0.0808	
5/23/2016	0.0466	0.133	0.0779			0.117
7/12/2016	0.0616	0.135	0.0697	0.0731	0.083	0.13
9/1/2016	0.0497	0.123	0.07	0.0747	0.0829	0.13
10/20/2016				0.072	0.0811	0.0806
10/24/2016	0.0794	0.135	0.0882			
12/6/2016				0.0752	0.0845	0.128
12/7/2016	0.1	0.13	0.0798			
1/25/2017				0.0747	0.078	
1/26/2017	0.0696	0.127	0.0738			0.142
3/21/2017				0.0722	0.0791	
3/22/2017	0.0346	0.112	0.0755			0.122
5/23/2017				0.0794	0.0846	0.127
5/24/2017	0.0437	0.106	0.0627			
4/3/2018				0.075	0.065	0.1
4/4/2018	0.029	0.083	0.099			
6/5/2018	0.039		0.13	0.071		
6/6/2018		0.09			0.063	0.11
10/2/2018				0.078	0.061	0.11
10/3/2018	0.033	0.087				
10/5/2018			0.076			
3/12/2019					0.062	
3/13/2019	0.024		0.1	0.083		0.1
3/14/2019		0.081				
4/2/2019				0.072		
4/3/2019	0.023	0.077			0.066	0.12
4/5/2019			0.079			
9/24/2019					0.053	
9/25/2019				0.061		
9/26/2019			0.11			
9/27/2019	0.033	0.096				0.11
3/3/2020	0.022	0.092			0.052	
3/4/2020			0.1	0.068		0.11
3/26/2020		0.089				
3/27/2020				0.059	0.059	
3/30/2020			0.08			
3/31/2020	0.026					0.11
9/16/2020				0.068	0.06	
9/17/2020						0.11
9/18/2020	0.043	0.086				
9/21/2020			0.052			
2/10/2021				0.069		
2/12/2021	0.039	0.09				
2/16/2021					0.069	0.11
2/22/2021			0.061			
3/15/2021				0.074	0.063	
3/16/2021	0.035	0.084				0.11
3/17/2021			0.056			
8/16/2021				0.068		
8/17/2021						0.095
8/18/2021	0.04	0.083			0.062	
8/19/2021			0.049			

Time Series

Constituent: Barium (mg/L) Analysis Run 8/5/2024 9:49 AM

Plant Hammond Client: Southern Company Data: Hammond AP-1

	HGWC-11	HGWC-12	HGWC-13	HGWC-7	HGWC-8	HGWC-9
2/9/2022	0.042	0.075				0.096
2/10/2022			0.053	0.063	0.056	
8/3/2022	0.041	0.086	0.07	0.066	0.06	
8/4/2022						0.091
8/11/2022				0.071		
1/26/2023	0.031	0.076	0.079			0.069
1/27/2023				0.065		
2/1/2023					0.058	
7/13/2023					0.047	
7/17/2023			0.056			
8/10/2023	0.027	0.075				
8/11/2023						0.068
8/12/2023			0.057	0.06	0.052	
2/14/2024				0.067	0.048	
2/15/2024	0.037	0.068				0.054
2/16/2024			0.056			

Time Series

Constituent: Barium (mg/L) Analysis Run 8/5/2024 9:49 AM

Plant Hammond Client: Southern Company Data: Hammond AP-1

	MW-19	MW-20	MW-24D	MW-25D	MW-26D	MW-27D
3/13/2019		0.087	0.053		0.099	1.5
3/14/2019	0.06			0.44		
4/2/2019		0.08				
4/3/2019	0.05			0.38	0.12	
4/4/2019						1.2
4/8/2019			0.043			
9/25/2019		0.085				
9/26/2019			0.12		0.12	0.95
9/27/2019	0.068			0.39		
3/2/2020		0.099				
3/3/2020				0.42		
3/4/2020	0.069		0.081		0.17	0.95
3/26/2020	0.067			0.45		
3/27/2020		0.093				
3/30/2020			0.056			
3/31/2020					0.11	
4/2/2020						1
9/17/2020		0.096			0.099	
9/18/2020				0.44		1
9/21/2020	0.056		0.053			
2/11/2021		0.093				
2/12/2021	0.051			0.46		
2/16/2021			0.062		0.093	1
3/12/2021						1.1
3/15/2021		0.096				
3/16/2021				0.51		
3/17/2021	0.049		0.055		0.094	
8/17/2021		0.089			0.072	1.1
8/18/2021	0.045					
8/19/2021			0.048	0.58		
2/9/2022	0.042			0.6	0.066	
2/10/2022		0.082	0.048			0.99
8/3/2022			0.053			0.94
8/4/2022	0.05	0.093		0.75	0.062	
1/26/2023	0.039	0.097	0.054	0.65	0.065	
1/27/2023						0.94
8/10/2023	0.032	0.093		0.71		
8/11/2023					0.059	
8/12/2023			0.053			0.98
2/14/2024		0.095				
2/15/2024	0.03		0.034	0.69	0.058	
2/16/2024						0.65

Time Series

Constituent: Barium (mg/L) Analysis Run 8/5/2024 9:49 AM

Plant Hammond Client: Southern Company Data: Hammond AP-1

	MW-28D	MW-29	MW-5	MW-6	MW-7
3/12/2019	0.82	0.089			
3/13/2019			0.056	0.1	0.063
4/2/2019	0.37	0.078			
4/3/2019			0.049	0.09	0.058
9/24/2019		0.081			
9/25/2019			0.046		
9/26/2019	0.15			0.089	0.066
3/2/2020		0.088	0.049		
3/3/2020				0.09	0.043
3/4/2020	0.77				
3/26/2020			0.046		
3/27/2020	0.64			0.086	
3/30/2020		0.08			0.05
9/16/2020		0.076			
9/17/2020			0.043		
9/21/2020	0.18			0.083	0.065
2/10/2021	0.26				
2/15/2021		0.081			0.048
2/16/2021			0.05	0.085	
3/15/2021	0.45	0.078			0.053
3/16/2021			0.046	0.081	
8/16/2021		0.074			
8/17/2021			0.045	0.081	0.057
8/18/2021	0.53				
2/8/2022					0.053
2/9/2022			0.042	0.074	
2/10/2022	0.76	0.072			
8/3/2022		0.081	0.058	0.084	
8/4/2022	0.7				0.064
1/26/2023	0.8	0.076	0.05	0.079	0.044
8/10/2023		0.066	0.048	0.066	0.059
8/11/2023	2.2				
10/31/2023	2.5 (R)				
2/14/2024	0.61	0.065		0.067	0.042
2/15/2024			0.039		

Time Series

Constituent: Beryllium (mg/L) Analysis Run 8/5/2024 9:49 AM

Plant Hammond Client: Southern Company Data: Hammond AP-1

	HGWA-1 (bg)	HGWA-2 (bg)	HGWA-3 (bg)	HGWA-43D (bg)	HGWA-44D (bg)	HGWC-10
5/19/2016	<0.0005	<0.003	<0.0005			
5/23/2016						<0.0005
7/11/2016	<0.0005	0.0001 (J)				
7/12/2016			<0.0005			<0.0005
8/30/2016	<0.0005	<0.003	<0.0005			
9/1/2016						<0.0005
10/19/2016	<0.0005	0.0001 (J)	<0.0005			
10/24/2016						<0.0005
12/6/2016	<0.0005	0.0002 (J)	<0.0005			
12/7/2016						<0.0005
1/24/2017	<0.0005	0.0001 (J)	<0.0005			
1/26/2017						<0.0005
3/21/2017	<0.0005	0.0001 (J)	<0.0005			
3/22/2017						<0.0005
5/22/2017	<0.0005	0.0001 (J)	<0.0005			
5/24/2017						<0.0005
4/2/2018	<0.0005	<0.003				
4/3/2018			<0.0005			
4/4/2018						<0.0005
3/12/2019	<0.0005	0.00017 (J)	<0.0005			
3/13/2019						<0.0005
4/1/2019			<0.0005			
4/2/2019	<0.0005	0.00015 (J)				
4/3/2019						<0.0005
9/23/2019	<0.0005	0.00011 (J)	<0.0005			
9/27/2019						<0.0005
3/2/2020	<0.0005	0.00014 (J)	<0.0005			
3/3/2020						<0.0005
3/25/2020	<0.0005	0.00016 (J)	<0.0005			
4/1/2020						<0.0005
9/15/2020	<0.0005	0.00013 (J)	<0.0005			
9/16/2020				<0.0005	<0.0005	<0.0005
11/10/2020				<0.0005	<0.0005	
12/15/2020				<0.0005	<0.0005	
1/19/2021				<0.0005	<0.0005	
2/8/2021	<0.0005					
2/9/2021		0.00014 (J)	<0.0005	<0.0005	<0.0005	
2/15/2021						<0.0005
3/10/2021	<0.0005				<0.0005	
3/11/2021		8.6E-05 (J)	<0.0005	<0.0005		
3/12/2021						<0.0005
8/11/2021	<0.0005			<0.0005		
8/12/2021		0.00014 (J)	<0.0005			
8/13/2021					<0.0005	
8/17/2021						<0.0005
2/1/2022	<0.0005	0.0002 (J)	<0.0005	<0.0005	<0.0005	
2/9/2022						<0.0005
8/2/2022	<0.0005	0.00019 (J)	<0.0005	<0.0005	<0.0005	
8/3/2022						<0.0005
1/23/2023			<0.0005			
1/24/2023	<0.0005	0.00016 (J)		<0.0005	<0.0005	
1/27/2023						<0.0005

ND substitution: RL or RL/2 if <15% NDs.

Time Series

Constituent: Beryllium (mg/L) Analysis Run 8/5/2024 9:49 AM

Plant Hammond Client: Southern Company Data: Hammond AP-1

	HGWA-1 (bg)	HGWA-2 (bg)	HGWA-3 (bg)	HGWA-43D (bg)	HGWA-44D (bg)	HGWC-10
8/8/2023	<0.0005	0.00022 (J)	<0.0005	<0.0005	<0.0005	
8/10/2023						<0.0005
2/13/2024	<0.0005	0.00022 (J)	<0.0005	<0.0005	<0.0005	
2/15/2024						<0.0005

ND substitution: RL or RL/2 if <15% NDs.

Time Series

Constituent: Beryllium (mg/L) Analysis Run 8/5/2024 9:49 AM

Plant Hammond Client: Southern Company Data: Hammond AP-1

	HGWC-11	HGWC-12	HGWC-13	HGWC-7	HGWC-8	HGWC-9
5/20/2016				<0.0005	<0.0005	
5/23/2016	<0.0005	<0.0005	<0.0005			<0.0005
7/12/2016	<0.0005	<0.0005	<0.0005	<0.0005	<0.0005	<0.0005
9/1/2016	<0.0005	<0.0005	<0.0005	<0.0005	<0.0005	<0.0005
10/20/2016				<0.0005	<0.0005	<0.0005
10/24/2016	<0.0005	<0.0005	<0.0005			
12/6/2016				<0.0005	<0.0005	<0.0005
12/7/2016	<0.0005	<0.0005	<0.0005			
1/25/2017				<0.0005	<0.0005	
1/26/2017	<0.0005	<0.0005	<0.0005			<0.0005
3/21/2017				<0.0005	<0.0005	
3/22/2017	9E-05 (J)	<0.0005	<0.0005			<0.0005
5/23/2017				<0.0005	<0.0005	<0.0005
5/24/2017	<0.0005	<0.0005	<0.0005			
4/3/2018				<0.0005	<0.0005	<0.0005
4/4/2018	<0.0005	<0.0005	<0.0005			
3/12/2019					<0.0005	
3/13/2019	0.0001 (J)		6.2E-05 (J)	<0.0005		<0.0005
3/14/2019		<0.0005				
4/2/2019				<0.0005		
4/3/2019	0.00017 (J)	<0.0005			7.4E-05 (J)	<0.0005
4/5/2019			<0.0005			
9/24/2019					<0.0005	
9/25/2019				<0.0005		
9/26/2019			0.00011 (J)			
9/27/2019	8.6E-05 (J)	<0.0005				<0.0005
3/3/2020	0.00012 (J)	<0.0005			<0.0005	
3/4/2020			9.3E-05 (J)	7.7E-05 (J)		<0.0005
3/26/2020		<0.0005				
3/27/2020				<0.0005	<0.0005	
3/30/2020			9.9E-05 (J)			
3/31/2020	0.00015 (J)					<0.0005
9/16/2020				<0.0005	0.0001 (J)	
9/17/2020						<0.0005
9/18/2020	<0.0005	<0.0005				
9/21/2020			0.00011 (J)			
2/10/2021				8.1E-05 (J)		
2/12/2021	<0.0005	<0.0005				
2/16/2021					7.1E-05 (J)	<0.0005
2/22/2021			9.7E-05 (J)			
3/15/2021				0.00019 (J)	7.8E-05 (J)	
3/16/2021	8.1E-05 (J)	<0.0005				<0.0005
3/17/2021			9E-05 (J)			
8/16/2021				<0.0005		
8/17/2021						<0.0005
8/18/2021	<0.0005	<0.0005			8.7E-05 (J)	
8/19/2021			7.3E-05 (J)			
2/9/2022	<0.0005	<0.0005				<0.0005
2/10/2022			<0.0005	<0.0005	7.1E-05 (J)	
8/3/2022	<0.0005	<0.0005	<0.0005	<0.0005	5.6E-05 (J)	
8/4/2022						<0.0005
8/11/2022				<0.0005		

ND substitution: RL or RL/2 if <15% NDs.

Time Series

Constituent: Beryllium (mg/L) Analysis Run 8/5/2024 9:49 AM

Plant Hammond Client: Southern Company Data: Hammond AP-1

	HGWC-11	HGWC-12	HGWC-13	HGWC-7	HGWC-8	HGWC-9
1/26/2023	<0.0005	<0.0005	9.9E-05 (J)			<0.0005
1/27/2023				<0.0005		
2/1/2023					5.6E-05 (J)	
7/13/2023					7.3E-05 (J)	
7/17/2023			0.00012 (J)			
8/10/2023	6.9E-05 (J)	<0.0005				
8/11/2023						<0.0005
8/12/2023			0.0001 (J)	<0.0005	<0.0005	
2/14/2024				<0.0005	<0.0005	
2/15/2024	<0.0005	<0.0005				<0.0005
2/16/2024			<0.0005			

ND substitution: RL or RL/2 if <15% NDs.

Time Series

Constituent: Beryllium (mg/L) Analysis Run 8/5/2024 9:49 AM

Plant Hammond Client: Southern Company Data: Hammond AP-1

	MW-19	MW-20	MW-24D	MW-25D	MW-26D	MW-27D
3/13/2019		<0.0005	<0.0005		<0.0005	<0.0005
3/14/2019	<0.0005			<0.0005		
4/2/2019		<0.0005				
4/3/2019	<0.0005			<0.0005	<0.0005	
4/4/2019						<0.0005
4/8/2019			<0.0005			
9/25/2019		<0.0005				
9/26/2019			<0.0005		<0.0005	<0.0005
9/27/2019	<0.0005			<0.0005		
3/2/2020		<0.0005				
3/3/2020				<0.0005		
3/4/2020	<0.0005		<0.0005		<0.0005	<0.0005
3/26/2020	<0.0005			<0.0005		
3/27/2020		<0.0005				
3/30/2020			<0.0005			
3/31/2020					<0.0005	
4/2/2020						<0.0005
9/17/2020		<0.0005			<0.0005	
9/18/2020				<0.0005		<0.0005
9/21/2020	<0.0005		<0.0005			
2/11/2021		<0.0005				
2/12/2021	<0.0005			<0.0005		
2/16/2021			<0.0005		<0.0005	<0.0005
3/12/2021						<0.0005
3/15/2021		<0.0005				
3/16/2021				<0.0005		
3/17/2021	<0.0005		<0.0005		<0.0005	
8/17/2021		<0.0005			<0.0005	<0.0005
8/18/2021	5.8E-05 (J)					
8/19/2021			<0.0005	<0.0005		
2/9/2022	<0.0005			<0.0005	<0.0005	
2/10/2022		<0.0005	<0.0005			<0.0005
8/3/2022			<0.0005			<0.0005
8/4/2022	<0.0005	<0.0005		<0.0005	<0.0005	
1/26/2023	<0.0005	<0.0005	<0.0005	<0.0005	<0.0005	
1/27/2023						<0.0005
8/10/2023	<0.0005	<0.0005		<0.0005		
8/11/2023					<0.0005	
8/12/2023			<0.0005			<0.0005
2/14/2024		<0.0005				
2/15/2024	<0.0005		<0.0005	<0.0005	<0.0005	
2/16/2024						<0.0005

ND substitution: RL or RL/2 if <15% NDs.

Time Series

Constituent: Beryllium (mg/L) Analysis Run 8/5/2024 9:49 AM

Plant Hammond Client: Southern Company Data: Hammond AP-1

	MW-28D	MW-29	MW-5	MW-6	MW-7
3/12/2019	<0.0005	<0.0005			
3/13/2019			<0.0005	<0.0005	<0.0005
4/2/2019	<0.0005	<0.0005			
4/3/2019			<0.0005	<0.0005	5.1E-05 (J)
9/24/2019		<0.0005			
9/25/2019			<0.0005		
9/26/2019	<0.0005			<0.0005	<0.0005
3/2/2020		<0.0005	<0.0005		
3/3/2020				<0.0005	<0.0005
3/4/2020	0.00014 (J)				
3/26/2020			<0.0005		
3/27/2020	<0.0005			<0.0005	
3/30/2020		<0.0005			<0.0005
9/16/2020		<0.0005			
9/17/2020			<0.0005		
9/21/2020	<0.0005			<0.0005	<0.0005
2/10/2021	5.4E-05 (J)				
2/15/2021		<0.0005			<0.0005
2/16/2021			<0.0005	<0.0005	
3/15/2021	4.8E-05 (J)	<0.0005			<0.0005
3/16/2021			<0.0005	<0.0005	
8/16/2021		<0.0005			
8/17/2021			<0.0005	<0.0005	<0.0005
8/18/2021	<0.0005				
2/8/2022					<0.0005
2/9/2022			<0.0005	<0.0005	
2/10/2022	<0.0005	<0.0005			
8/3/2022		<0.0005	<0.0005	<0.0005	
8/4/2022	<0.0005				<0.0005
1/26/2023	<0.0005	<0.0005	<0.0005	<0.0005	<0.0005
8/10/2023		<0.0005	<0.0005	<0.0005	<0.0005
8/11/2023	<0.0005				
2/14/2024	<0.0005	<0.0005		<0.0005	<0.0005
2/15/2024			<0.0005		

ND substitution: RL or RL/2 if <15% NDs.

Time Series

Constituent: Boron (mg/L) Analysis Run 8/5/2024 9:49 AM

Plant Hammond Client: Southern Company Data: Hammond AP-1

	HGWA-1 (bg)	HGWA-2 (bg)	HGWA-3 (bg)	HGWA-43D (bg)	HGWA-44D (bg)	HGWC-10
5/19/2016	0.0214 (J)	0.0321 (J)	<0.04			
5/23/2016						0.72
7/11/2016	0.0142 (J)	0.0337 (J)				
7/12/2016			0.0074 (J)			0.778
8/30/2016	0.0074 (J)	0.0173 (J)	<0.04			
9/1/2016						0.786
10/19/2016	0.0224 (J)	0.0341 (J)	0.0085 (J)			
10/24/2016						0.831
12/6/2016	0.0211 (J)	0.0326 (J)	0.0085 (J)			
12/7/2016						1.01
1/24/2017	0.0165 (J)	0.0365 (J)	0.01 (J)			
1/26/2017						0.108
3/21/2017	0.0187 (J)	0.0349 (J)	0.0079 (J)			
3/22/2017						0.788
5/22/2017	0.0782	0.0475	0.0131 (J)			
5/24/2017						0.814
10/3/2017	0.0198 (J)	0.0386 (J)	0.0097 (J)			0.871
6/4/2018	0.02 (J)	0.036 (J)	0.017 (J)			
6/5/2018						1.2
10/1/2018	0.013 (J)	0.035 (J)	0.0061 (J)			
10/2/2018						0.62
4/1/2019			0.0066 (J)			
4/2/2019	0.016 (J)	0.034 (J)				
4/3/2019						0.66
9/23/2019	0.021 (J)	0.04 (J)	0.0081 (J)			
9/27/2019						1
3/25/2020	0.025 (J)	0.039 (J)	0.0096 (J)			
4/1/2020						0.23
6/16/2020	0.021 (J)		0.01 (J)			
9/15/2020	0.017 (J)	0.044 (J)	0.0071 (J)			
9/16/2020				0.061 (J)	0.23	1.1
11/10/2020				0.057 (J)	0.29	
12/15/2020				0.052 (J)	0.31	
1/19/2021				0.049 (J)	0.4	
3/10/2021	0.015 (J)				0.39	
3/11/2021		0.056	0.015 (J)	0.06		
3/12/2021						0.64
8/11/2021	0.02 (J)			0.042		
8/12/2021		0.044	<0.04			
8/13/2021					0.31	
8/17/2021						0.88
2/1/2022	0.016 (J)	0.056	0.011 (J)	0.05	0.44	
2/9/2022						0.1
8/2/2022	0.012 (J)	0.047	<0.04	0.043	0.31	
8/3/2022						0.53
1/23/2023			0.012 (J)			
1/24/2023	0.015 (J)	0.046		0.037 (J)	0.44	
1/27/2023						0.065
8/8/2023	0.023 (J)	0.06	0.011 (J)	0.038 (J)	0.55	
8/10/2023						0.65
2/13/2024	0.02 (J)	0.051	<0.04	0.037 (J)	0.49	
2/15/2024						0.089

ND substitution: RL or RL/2 if <15% NDs.

Time Series

Constituent: Boron (mg/L) Analysis Run 8/5/2024 9:49 AM

Plant Hammond Client: Southern Company Data: Hammond AP-1

	HGWC-11	HGWC-12	HGWC-13	HGWC-7	HGWC-8	HGWC-9
5/20/2016				0.885	1.71	
5/23/2016	0.787	2.2	2.15			1.76
7/12/2016	1.17	1.98	1.91	0.857	1.43	1.56
9/1/2016	1.49	2.28	2.3	0.904	1.91	2
10/20/2016				0.936	1.72	1.68
10/24/2016	2.54	2.75	4.01			
12/6/2016				1.06	2.06	2.15
12/7/2016	2.96	3.35	3.85			
1/25/2017				0.764	2.01	
1/26/2017	2.23	3.07	2.45			1.87
3/21/2017				0.857	2.08	
3/22/2017	0.84	3.04	1.99			1.99
5/23/2017				0.91	2.32	2.29
5/24/2017	2.29	2.95	1.74			
10/3/2017	1.47	2.35	1.43	0.967	2.84	2.05
6/5/2018	1.3		1.3	0.86		
6/6/2018		2.5			2.6	2.3
10/2/2018				0.98	2.7	2.5
10/3/2018	0.91	2.3				
10/5/2018			1.6			
4/2/2019				0.99		
4/3/2019	0.23	1.8			2.8	2.3
4/5/2019			0.86 (J)			
9/24/2019					2.8	
9/25/2019				1.1		
9/26/2019			1.7			
9/27/2019	0.53	2.1				2.9
3/26/2020		1.6				
3/27/2020				1.2	2.4	
3/30/2020			1.8			
3/31/2020	0.17					2.2
6/16/2020					2.2	
6/17/2020				1		
9/16/2020				1.1	1.9	
9/17/2020						2
9/18/2020	0.91	1.6				
9/21/2020			1.6			
3/15/2021				1.1	1.7	
3/16/2021	0.53	1.9				2.2
3/17/2021			0.89			
8/16/2021				1.1		
8/17/2021						2.3
8/18/2021	0.91	1.9			1.8	
8/19/2021			0.73			
2/9/2022	1	2				2.3
2/10/2022			1	1.3	1.7	
8/3/2022	0.64	1.5	0.76	1.1	1.5	
8/4/2022						2
8/11/2022				1.1		
1/26/2023	0.5	1.5	0.83			1.9
1/27/2023				0.93		
2/1/2023					1.9	

Time Series

Constituent: Boron (mg/L) Analysis Run 8/5/2024 9:49 AM

Plant Hammond Client: Southern Company Data: Hammond AP-1

	HGWC-11	HGWC-12	HGWC-13	HGWC-7	HGWC-8	HGWC-9
7/13/2023					2	
7/17/2023			1			
8/10/2023	0.44	1.4				
8/11/2023						2.1
8/12/2023			1	0.82	1.7	
2/14/2024				0.98	1.6	
2/15/2024	0.85	1.8				2.1
2/16/2024			1			

Time Series

Constituent: Boron (mg/L) Analysis Run 8/5/2024 9:49 AM

Plant Hammond Client: Southern Company Data: Hammond AP-1

	MW-19	MW-20	MW-24D	MW-25D	MW-26D	MW-27D
4/2/2019		0.11				
4/3/2019	0.63			0.37	1.5	
4/4/2019						0.12 (J)
4/8/2019			0.47 (J)			
9/25/2019		0.091				
9/26/2019			0.49		2	0.14
9/27/2019	0.58			0.36		
3/26/2020	1			0.44		
3/27/2020		0.12				
3/30/2020			0.51			
3/31/2020					1.8	
4/2/2020						0.13
9/17/2020		0.11			2	
9/18/2020				0.36		0.12
9/21/2020	0.89		0.45			
3/12/2021						0.13
3/15/2021		0.12				
3/16/2021				0.4		
3/17/2021	0.69		0.49		2.1	
8/17/2021		0.11			2.2	0.14
8/18/2021	0.55					
8/19/2021			0.52	0.4		
2/9/2022	0.49			0.43	2.3	
2/10/2022		0.13	0.55			0.13
8/3/2022			0.49			0.12
8/4/2022	0.58	0.11		0.35	2	
1/26/2023	0.36	0.099	0.47	0.3	1.8	
1/27/2023						0.12
8/10/2023	0.53	0.1		0.31		
8/11/2023					1.6	
8/12/2023			0.55			0.13
2/14/2024		0.12				
2/15/2024	0.25		0.38	0.3	1.7	
2/16/2024						0.12

Time Series

Constituent: Boron (mg/L) Analysis Run 8/5/2024 9:49 AM

Plant Hammond Client: Southern Company Data: Hammond AP-1

	MW-28D	MW-29	MW-5	MW-6	MW-7
4/2/2019	0.17	1.2			
4/3/2019			0.03 (J)	0.67	0.094
9/24/2019		1.2			
9/25/2019			0.11		
9/26/2019	0.6			0.93	0.26
3/26/2020			0.041 (J)		
3/27/2020	0.14			0.77	
3/30/2020		1.3			0.051 (J)
9/16/2020		1.7			
9/17/2020			0.067 (J)		
9/21/2020	0.45			0.82	0.2
3/15/2021	0.36	1.2			0.16
3/16/2021			0.037 (J)	0.81	
8/16/2021		1.1			
8/17/2021			0.026 (J)	0.85	0.2
8/18/2021	0.72				
2/8/2022					0.19
2/9/2022			0.042	0.96	
2/10/2022	0.23	1.4			
8/3/2022		1.1	0.034 (J)	0.75	
8/4/2022	0.55				0.14
1/26/2023	0.29	1	0.044	0.71	0.033 (J)
8/10/2023		1.1	0.037 (J)	0.65	0.13
8/11/2023	0.12				
2/14/2024	0.41	1.1		0.65	0.038 (J)
2/15/2024			0.046		

Time Series

Constituent: Cadmium (mg/L) Analysis Run 8/5/2024 9:49 AM

Plant Hammond Client: Southern Company Data: Hammond AP-1

	HGWA-1 (bg)	HGWA-2 (bg)	HGWA-3 (bg)	HGWA-43D (bg)	HGWA-44D (bg)	HGWC-10
5/19/2016	<0.0005	<0.0005	<0.0005			
5/23/2016						0.000115 (J)
7/11/2016	<0.0005	<0.0005				
7/12/2016			<0.0005			<0.0005
8/30/2016	<0.0005	<0.0005	<0.0005			
9/1/2016						0.0001 (J)
10/19/2016	<0.0005	<0.0005	<0.0005			
10/24/2016						0.0001 (J)
12/6/2016	<0.0005	<0.0005	<0.0005			
12/7/2016						0.0001 (J)
1/24/2017	<0.0005	0.0001 (J)	<0.0005			
1/26/2017						<0.0005
3/21/2017	<0.0005	7E-05 (J)	<0.0005			
3/22/2017						0.0001 (J)
5/22/2017	<0.0005	0.0001 (J)	<0.0005			
5/24/2017						0.0002 (J)
4/2/2018	<0.0005	<0.0005				
4/3/2018			<0.0005			
4/4/2018						<0.0005
3/12/2019	<0.0005	0.00013 (J)	<0.0005			
3/13/2019						<0.0005
4/1/2019			<0.0005			
4/2/2019	<0.0005	0.00015 (J)				
4/3/2019						0.0001 (J)
9/23/2019	<0.0005	<0.0005	<0.0005			
9/27/2019						<0.0005
3/2/2020	<0.0005	<0.0005	<0.0005			
3/3/2020						<0.0005
3/25/2020	<0.0005	0.00014 (J)	<0.0005			
4/1/2020						<0.0005
9/15/2020	<0.0005	0.00012 (J)	<0.0005			
9/16/2020				<0.0005	<0.0005	<0.0005
11/10/2020				<0.0005	<0.0005	
12/15/2020				<0.0005	<0.0005	
1/19/2021				<0.0005	<0.0005	
2/8/2021	<0.0005					
2/9/2021		0.00016 (J)	<0.0005	<0.0005	<0.0005	
2/15/2021						<0.0005
3/10/2021	<0.0005				<0.0005	
3/11/2021		<0.0005	<0.0005	<0.0005		
3/12/2021						<0.0005
8/11/2021	<0.0005			<0.0005		
8/12/2021		0.00014 (J)	<0.0005			
8/13/2021					<0.0005	
8/17/2021						<0.0005
2/1/2022	<0.0005	0.00017 (J)	<0.0005	<0.0005	<0.0005	
2/9/2022						<0.0005
8/2/2022	<0.0005	0.00023 (J)	<0.0005	<0.0005	<0.0005	
8/3/2022						<0.0005
1/23/2023			<0.0005			
1/24/2023	<0.0005	0.00021 (J)		<0.0005	<0.0005	
1/27/2023						<0.0005

ND substitution: RL or RL/2 if <15% NDs.

Time Series

Constituent: Cadmium (mg/L) Analysis Run 8/5/2024 9:49 AM

Plant Hammond Client: Southern Company Data: Hammond AP-1

	HGWA-1 (bg)	HGWA-2 (bg)	HGWA-3 (bg)	HGWA-43D (bg)	HGWA-44D (bg)	HGWC-10
8/8/2023	<0.0005	0.00026 (J)	<0.0005	<0.0005	<0.0005	
8/10/2023						<0.0005
2/13/2024	<0.0005	0.00027 (J)	<0.0005	<0.0005	<0.0005	
2/15/2024						<0.0005

ND substitution: RL or RL/2 if <15% NDs.

Time Series

Constituent: Cadmium (mg/L) Analysis Run 8/5/2024 9:49 AM

Plant Hammond Client: Southern Company Data: Hammond AP-1

	HGWC-11	HGWC-12	HGWC-13	HGWC-7	HGWC-8	HGWC-9
5/20/2016				<0.0005	0.00024 (J)	
5/23/2016	<0.0005	<0.0005	<0.0005			<0.0005
7/12/2016	<0.0005	<0.0005	<0.0005	<0.0005	0.0002 (J)	<0.0005
9/1/2016	<0.0005	<0.0005	<0.0005	<0.0005	0.0001 (J)	<0.0005
10/20/2016				<0.0005	0.0001 (J)	0.0002 (J)
10/24/2016	<0.0005	<0.0005	<0.0005			
12/6/2016				0.0002 (J)	0.0017	0.0001 (J)
12/7/2016	0.0001 (J)	0.0002 (J)	<0.0005			
1/25/2017				0.0002 (J)	0.0002 (J)	
1/26/2017	<0.0005	<0.0005	<0.0005			<0.0005
3/21/2017				0.0002 (J)	0.0002 (J)	
3/22/2017	0.0001 (J)	0.0003 (J)	<0.0005			7E-05 (J)
5/23/2017				0.0001 (J)	0.0003 (J)	<0.0005
5/24/2017	<0.0005	9E-05 (J)	<0.0005			
4/3/2018				<0.0005	<0.001	<0.0005
4/4/2018	<0.0005	<0.0005	<0.0005			
3/12/2019					0.0002 (J)	
3/13/2019	<0.0005		<0.0005	<0.0005		<0.0005
3/14/2019		<0.0005				
4/2/2019				<0.0005		
4/3/2019	9.6E-05 (J)	<0.0005			0.00032 (J)	<0.0005
4/5/2019			<0.0005			
9/24/2019					0.0002 (J)	
9/25/2019				<0.0005		
9/26/2019			<0.0005			
9/27/2019	<0.0005	<0.0005				<0.0005
3/3/2020	<0.0005	0.00015 (J)			0.00017 (J)	
3/4/2020			<0.0005	<0.0005		<0.0005
3/26/2020		<0.0005				
3/27/2020				<0.0005	0.00014 (J)	
3/30/2020			<0.0005			
3/31/2020	<0.0005					<0.0005
9/16/2020				<0.0005	0.00023 (J)	
9/17/2020						<0.0005
9/18/2020	<0.0005	<0.0005				
9/21/2020			<0.0005			
2/10/2021				<0.0005		
2/12/2021	<0.0005	<0.0005				
2/16/2021					0.00037 (J)	<0.0005
2/22/2021			<0.0005			
3/15/2021				<0.0005	0.00017 (J)	
3/16/2021	<0.0005	<0.0005				<0.0005
3/17/2021			<0.0005			
8/16/2021				<0.0005		
8/17/2021						<0.0005
8/18/2021	<0.0005	<0.0005			0.0002 (J)	
8/19/2021			<0.0005			
2/9/2022	<0.0005	<0.0005				<0.0005
2/10/2022			<0.0005	<0.0005	0.00029 (J)	
8/3/2022	<0.0005	<0.0005	<0.0005	<0.0005	0.00017 (J)	
8/4/2022						<0.0005
8/11/2022				<0.0005		

ND substitution: RL or RL/2 if <15% NDs.

Time Series

Constituent: Cadmium (mg/L) Analysis Run 8/5/2024 9:49 AM

Plant Hammond Client: Southern Company Data: Hammond AP-1

	HGWC-11	HGWC-12	HGWC-13	HGWC-7	HGWC-8	HGWC-9
1/26/2023	<0.0005	<0.0005	<0.0005			<0.0005
1/27/2023				0.00019 (J)		
2/1/2023					0.00014 (J)	
7/13/2023					0.00031 (J)	
7/17/2023			<0.0005			
8/10/2023	<0.0005	<0.0005				
8/11/2023						<0.0005
8/12/2023			<0.0005	<0.0005	0.00044 (J)	
2/14/2024				<0.0005	0.00025 (J)	
2/15/2024	<0.0005	<0.0005				<0.0005
2/16/2024			<0.0005			

ND substitution: RL or RL/2 if <15% NDs.

Time Series

Constituent: Cadmium (mg/L) Analysis Run 8/5/2024 9:49 AM

Plant Hammond Client: Southern Company Data: Hammond AP-1

	MW-19	MW-20	MW-24D	MW-25D	MW-26D	MW-27D
3/13/2019		<0.0005	<0.0005		<0.0005	<0.0005
3/14/2019	<0.0005			<0.0005		
4/2/2019		<0.0005				
4/3/2019	<0.0005			<0.0005	<0.0005	
4/4/2019						<0.0005
4/8/2019			<0.0005			
9/25/2019		<0.0005				
9/26/2019			<0.0005		<0.0005	<0.0005
9/27/2019	0.00013 (J)			<0.0005		
3/2/2020		<0.0005				
3/3/2020				<0.0005		
3/4/2020	0.00026 (J)		<0.0005		<0.0005	<0.0005
3/26/2020	0.00019 (J)			<0.0005		
3/27/2020		<0.0005				
3/30/2020			<0.0005			
3/31/2020					<0.0005	
4/2/2020						<0.0005
9/17/2020		<0.0005			<0.0005	
9/18/2020				<0.0005		<0.0005
9/21/2020	0.00018 (J)		<0.0005			
2/11/2021		<0.0005				
2/12/2021	0.0002 (J)			<0.0005		
2/16/2021			<0.0005		<0.0005	<0.0005
3/12/2021						<0.0005
3/15/2021		<0.0005				
3/16/2021				<0.0005		
3/17/2021	0.00016 (J)		<0.0005		<0.0005	
8/17/2021		<0.0005			<0.0005	<0.0005
8/18/2021	0.00027 (J)					
8/19/2021			<0.0005	<0.0005		
2/9/2022	0.0011			<0.0005	<0.0005	
2/10/2022		<0.0005	<0.0005			<0.0005
8/3/2022			<0.0005			<0.0005
8/4/2022	0.00022 (J)	<0.0005		<0.0005	<0.0005	
1/26/2023	<0.0005	<0.0005	<0.0005	<0.0005	<0.0005	
1/27/2023						<0.0005
8/10/2023	0.00018 (J)	<0.0005		<0.0005		
8/11/2023					<0.0005	
8/12/2023			<0.0005			<0.0005
2/14/2024		<0.0005				
2/15/2024	<0.0005		<0.0005	<0.0005	<0.0005	
2/16/2024						<0.0005

ND substitution: RL or RL/2 if <15% NDs.

Time Series

Constituent: Cadmium (mg/L) Analysis Run 8/5/2024 9:49 AM

Plant Hammond Client: Southern Company Data: Hammond AP-1

	MW-28D	MW-29	MW-5	MW-6	MW-7
3/12/2019	<0.0005	<0.0005			
3/13/2019			<0.0005	<0.0005	<0.0005
4/2/2019	<0.0005	<0.0005			
4/3/2019			<0.0005	<0.0005	<0.0005
9/24/2019		<0.0005			
9/25/2019			<0.0005		
9/26/2019	<0.0005			<0.0005	<0.0005
3/2/2020		<0.0005	<0.0005		
3/3/2020				<0.0005	<0.0005
3/4/2020	<0.0005				
3/26/2020			<0.0005		
3/27/2020	<0.0005			<0.0005	
3/30/2020		<0.0005			<0.0005
9/16/2020		<0.0005			
9/17/2020			<0.0005		
9/21/2020	<0.0005			<0.0005	<0.0005
2/10/2021	<0.0005				
2/15/2021		<0.0005			<0.0005
2/16/2021			<0.0005	<0.0005	
3/15/2021	<0.0005	<0.0005			<0.0005
3/16/2021			<0.0005	<0.0005	
8/16/2021		<0.0005			
8/17/2021			<0.0005	<0.0005	<0.0005
8/18/2021	<0.0005				
2/8/2022					<0.0005
2/9/2022			<0.0005	<0.0005	
2/10/2022	<0.0005	<0.0005			
8/3/2022		<0.0005	<0.0005	<0.0005	
8/4/2022	<0.0005				<0.0005
1/26/2023	<0.0005	<0.0005	<0.0005	<0.0005	<0.0005
8/10/2023		<0.0005	<0.0005	<0.0005	<0.0005
8/11/2023	<0.0005				
2/14/2024	<0.0005	0.00053		<0.0005	<0.0005
2/15/2024			<0.0005		

ND substitution: RL or RL/2 if <15% NDs.

Time Series

Constituent: Calcium (mg/L) Analysis Run 8/5/2024 9:49 AM

Plant Hammond Client: Southern Company Data: Hammond AP-1

	HGWA-1 (bg)	HGWA-2 (bg)	HGWA-3 (bg)	HGWA-43D (bg)	HGWA-44D (bg)	HGWC-10
5/19/2016	138	22.9	76.2			
5/23/2016						167
7/11/2016	97.2	22.3				
7/12/2016			61.5			143
8/30/2016	97.5	26.4	65.1			
9/1/2016						156
10/19/2016	99.2	21.7	73.2			
10/24/2016						156
12/6/2016	105	18.2	74.9			
12/7/2016						183
1/24/2017	95.7	18.5	69.6			
1/26/2017						82.6
3/21/2017	106	18.6	75.7			
3/22/2017						154
5/22/2017	107	17.8	71.5			
5/24/2017						171
10/3/2017	102	20.2	76.3			162
6/4/2018	124	19.1	73.4			
6/5/2018						167
10/1/2018	108	20.5 (J)	80.9			
10/2/2018						144
4/1/2019			80.5			
4/2/2019	132	22.5 (J)				
4/3/2019						137
9/23/2019	118	19.5	71			
9/27/2019						157
3/25/2020	127	23	89.8			
4/1/2020						96.2
6/16/2020	130		85.1			
9/15/2020	103	21.1	73.1			
9/16/2020				56	30	139
11/10/2020				63.3	33.6	
12/15/2020				62.6	28.7	
1/19/2021				60.1	33	
3/10/2021	111				5.9	
3/11/2021		43.8	83.8	59.6		
3/12/2021						146 (M1)
8/11/2021	113			61		
8/12/2021		21.9	84			
8/13/2021					28.9	
8/17/2021						153
2/1/2022	106	27.2	85.1	55.9	24.8	
2/9/2022						76.8
8/2/2022	117	31.2	84.6	54.1	20.9	
8/3/2022						125
1/23/2023			85			
1/24/2023	117	29.4		56.6	13.2	
1/27/2023						60.4
8/8/2023	118	30.7	78.3	52.8	8.1	
8/10/2023						155
2/13/2024	116	38.8	83.6	53.3	9.9	
2/15/2024						68.4

Time Series

Constituent: Calcium (mg/L) Analysis Run 8/5/2024 9:49 AM

Plant Hammond Client: Southern Company Data: Hammond AP-1

	HGWC-11	HGWC-12	HGWC-13	HGWC-7	HGWC-8	HGWC-9
5/20/2016				117	159	
5/23/2016	131	195	133			179
7/12/2016	124	181	101	88.8	127	174
9/1/2016	107	179	120	96.3	135	170
10/20/2016				96.9	134	133
10/24/2016	145	193	127			
12/6/2016				104	142	181
12/7/2016	159	193	113			
1/25/2017				94.5	142	
1/26/2017	121	172	77.9			175
3/21/2017				109	148	
3/22/2017	130	162	85.1			183
5/23/2017				93.3	140	181
5/24/2017	117	158	77.1			
10/3/2017	87.7	130	62	108	158	188
6/5/2018	113		110	99.8		
6/6/2018		136			127	184
10/2/2018				108	118	173
10/3/2018	89	125				
10/5/2018			73.6			
4/2/2019				101		
4/3/2019	112	114			125	164
4/5/2019			77.1			
9/24/2019					113	
9/25/2019				105		
9/26/2019			195			
9/27/2019	113	153				175
3/26/2020		145				
3/27/2020				119	133	
3/30/2020			234			
3/31/2020	124					182
6/16/2020					120	
6/17/2020				112		
9/16/2020				98	119	
9/17/2020						164
9/18/2020	122	163				
9/21/2020			173			
3/15/2021				113	156	
3/16/2021	132	166				182
3/17/2021			184			
8/16/2021				112		
8/17/2021						183
8/18/2021	128	163			147	
8/19/2021			179			
2/9/2022	144	172				183
2/10/2022			206	108	153	
8/3/2022	131	167	237	125	153	
8/4/2022						196
8/11/2022				119		
1/26/2023	113	154	234			173
1/27/2023				124		
2/1/2023					110	

Time Series

Constituent: Calcium (mg/L) Analysis Run 8/5/2024 9:49 AM

Plant Hammond Client: Southern Company Data: Hammond AP-1

	HGWC-11	HGWC-12	HGWC-13	HGWC-7	HGWC-8	HGWC-9
7/13/2023					107	
7/17/2023			179			
8/10/2023	100	156				
8/11/2023						168
8/12/2023			172	101	122	
2/14/2024				109	96.2	
2/15/2024	125	171				148
2/16/2024			152			

Time Series

Constituent: Calcium (mg/L) Analysis Run 8/5/2024 9:49 AM

Plant Hammond Client: Southern Company Data: Hammond AP-1

	MW-19	MW-20	MW-24D	MW-25D	MW-26D	MW-27D
4/2/2019		109				
4/3/2019	74.9			25.4	122	
4/4/2019						26.3
4/8/2019			83			
9/25/2019		113				
9/26/2019			83.1		158	32.1
9/27/2019	90			26.4		
3/26/2020	171			27		
3/27/2020		126				
3/30/2020			84.4			
3/31/2020					155	
4/2/2020						28.4
9/17/2020		110			150	
9/18/2020				25.1		24.8
9/21/2020	135		87.6			
3/12/2021						28
3/15/2021		121				
3/16/2021				24.8		
3/17/2021	130		102		175	
8/17/2021		123			177	28.5
8/18/2021	125					
8/19/2021			99.5	23.8		
2/9/2022	97.6			23.5	176	
2/10/2022		123	110			31.4
8/3/2022			102			30.8
8/4/2022	187	131		22	186	
1/26/2023	118	122	107	21.8	179	
1/27/2023						28.1
8/10/2023	127	123		86.1		
8/11/2023					152	
8/12/2023			105			27.8
2/14/2024		128				
2/15/2024	109		84	23.5	181	
2/16/2024						26.5

Time Series

Constituent: Calcium (mg/L) Analysis Run 8/5/2024 9:49 AM

Plant Hammond Client: Southern Company Data: Hammond AP-1

	MW-28D	MW-29	MW-5	MW-6	MW-7
4/2/2019	64.6	131			
4/3/2019			82	178	50.2
9/24/2019		140			
9/25/2019			105		
9/26/2019	84			189	83.9
3/26/2020			89.6		
3/27/2020	53			186	
3/30/2020		148			31.1
9/16/2020		126			
9/17/2020			103		
9/21/2020	76.8			173	75.3
3/15/2021	66.1	145			76.9
3/16/2021			71.8	184	
8/16/2021		140			
8/17/2021			73.3	181	90.7
8/18/2021	82.8				
2/8/2022					73.3
2/9/2022			68.1	178	
2/10/2022	58.5	156			
8/3/2022		143	86.6	176	
8/4/2022	76.7				73.1
1/26/2023	64.4	146	76.1	180	21.6
8/10/2023		147	99.7	179	81.2
8/11/2023	49.6				
2/14/2024	70.3	146		174	25.4
2/15/2024			72.9		

Time Series

Constituent: Chloride (mg/L) Analysis Run 8/5/2024 9:49 AM

Plant Hammond Client: Southern Company Data: Hammond AP-1

	HGWA-1 (bg)	HGWA-2 (bg)	HGWA-3 (bg)	HGWA-43D (bg)	HGWA-44D (bg)	HGWC-10
5/19/2016	9.94	6.14	5.93			
5/23/2016						56.1
7/11/2016	6.3	5.9				
7/12/2016			6.2			63
8/30/2016	6	6.2	6.4			
9/1/2016						77
10/19/2016	5.8	6.1	6.5			
10/24/2016						99
12/6/2016	5.4	6	7.2			
12/7/2016						96
1/24/2017	5.2	6.1	6.4			
1/26/2017						7
3/21/2017	4.6	5.9	7.5			
3/22/2017						82
5/22/2017	4.6	5.9	6.5			
5/24/2017						81
10/3/2017	5.6	6.3	6.5			100
6/4/2018	13.1	6.1	6.3			
6/5/2018						66.6
10/1/2018	6.6	6.4	6.4			
10/2/2018						48.3
4/1/2019			6.5			
4/2/2019	20.3	5.8				
4/3/2019						49.3
9/23/2019	17.7	5.1	5.9			
9/27/2019						49.9
3/25/2020	20.4	5.2	6.1			
4/1/2020						5.4
6/16/2020	41.1		5.8			
9/15/2020	13.4	5	6			
9/16/2020				4.1	7.2	39.7
11/10/2020				4.4	7.8	
12/15/2020				4.7	9.4	
1/19/2021				4.1	9.5	
3/10/2021	7.4				12.3	
3/11/2021		5.1	5.9	4.5		
3/12/2021						35
8/11/2021	9.6			3.5		
8/12/2021		5.2	4.8			
8/13/2021					39.9	
8/17/2021						28.3
2/1/2022	7.5	7	5.7	4.1	44.8	
2/9/2022						1.2
8/2/2022	14.1	7.8	5.9	4.3	19.8	
8/3/2022						12.3
1/23/2023			5.6			
1/24/2023	9	7.1		4.3	24.9	
1/27/2023						1.6
8/8/2023	26	6.6	5.3	3.5	27	
8/10/2023						13.4
2/13/2024	10	6.3	5.3	3.9	27.7	
2/15/2024						2.6

Time Series

Constituent: Chloride (mg/L) Analysis Run 8/5/2024 9:49 AM

Plant Hammond Client: Southern Company Data: Hammond AP-1

	HGWC-11	HGWC-12	HGWC-13	HGWC-7	HGWC-8	HGWC-9
5/20/2016				50.4	109	
5/23/2016	51.9	160	93.2			152
7/12/2016	100	160	78	50	110	160
9/1/2016	58	140	100	50	110	160
10/20/2016				49	110	110
10/24/2016	220	160	140			
12/6/2016				51	100	150
12/7/2016	180	190	110			
1/25/2017				54	110	
1/26/2017	90	160	70			170
3/21/2017				46	110	
3/22/2017	37	130	59			160
5/23/2017				49	130	150
5/24/2017	69	120	50			
10/3/2017	28	93	29	52	130	160
6/5/2018	56.1		72.3	52.3		
6/6/2018		46.4			44.8	138
10/2/2018				52.6	89.4	142
10/3/2018	24.8	88.4				
10/5/2018			32.3			
4/2/2019				55.5		
4/3/2019	4.6	62.8			91.6	130
4/5/2019			36.4			
9/24/2019					60.2	
9/25/2019				49.8		
9/26/2019			109			
9/27/2019	27.9	81				126
3/26/2020		48				
3/27/2020				48.3	79.8	
3/30/2020			75.1			
3/31/2020	3.2					105
6/16/2020					67.9	
6/17/2020				45.2		
9/16/2020				46.4	74.6	
9/17/2020						105
9/18/2020	34.9	74.6				
9/21/2020			41.2			
3/15/2021				44.5	72.4	
3/16/2021	11.5	56.8				94.7
3/17/2021			31.4			
8/16/2021				40.3		
8/17/2021						88.6
8/18/2021	19.9	47.3			50.9	
8/19/2021			24.4			
2/9/2022	20.4	46.8				84.4
2/10/2022			17.4	39.8	48.2	
8/3/2022	13.8	39.2	13	37.9	54.1	
8/4/2022						86.8
8/11/2022				37.7		
1/26/2023	8.8	34.6	12.5			86.9
1/27/2023				40		
2/1/2023					52.4	

Time Series

Constituent: Chloride (mg/L) Analysis Run 8/5/2024 9:49 AM

Plant Hammond Client: Southern Company Data: Hammond AP-1

	HGWC-11	HGWC-12	HGWC-13	HGWC-7	HGWC-8	HGWC-9
7/13/2023					47.9	
7/17/2023			17.8			
8/10/2023	6.5	30.6				
8/11/2023						78.9
8/12/2023			15.3	33.3	53.1	
2/14/2024				35.8	32.9	
2/15/2024	14.5	37.7				83.2
2/16/2024			16.7			

Time Series

Constituent: Chloride (mg/L) Analysis Run 8/5/2024 9:49 AM

Plant Hammond Client: Southern Company Data: Hammond AP-1

	MW-19	MW-20	MW-24D	MW-25D	MW-26D	MW-27D
4/2/2019		27.5				
4/3/2019	19.5			32	90.6	
4/4/2019						26.9
4/8/2019			43.3			
9/25/2019		25.7				
9/26/2019			39.7		118	31.8
9/27/2019	46.2			36.2		
3/26/2020	64			34.6		
3/27/2020		28.8				
3/30/2020			37.4			
3/31/2020					98	
4/2/2020						27.9
9/17/2020		29.7			103	
9/18/2020				33.4		30.4
9/21/2020	35		45.2			
3/12/2021						31.3
3/15/2021		31.1				
3/16/2021				29.2		
3/17/2021	19.8		42.9		95.3	
8/17/2021		28.3			89.2	30
8/18/2021	14.3					
8/19/2021			37.2	30.8		
2/9/2022	10.2			26.5	85.7	
2/10/2022		31.4	38.2			31.4
8/3/2022			39.6			36.7
8/4/2022	11.3	31.4		20.5	88.5	
1/26/2023	7.7	30	38	17.2	83.6	
1/27/2023						32.5
8/10/2023	11.2	28.4		13.6		
8/11/2023					87.6	
8/12/2023			35.1			29
2/14/2024		30.2				
2/15/2024	7.5		27.8	14	73.7	
2/16/2024						35.8

Time Series

Constituent: Chloride (mg/L) Analysis Run 8/5/2024 9:49 AM

Plant Hammond Client: Southern Company Data: Hammond AP-1

	MW-28D	MW-29	MW-5	MW-6	MW-7
4/2/2019	44	80.9			
4/3/2019			1.8	60.9	5.6
9/24/2019		83.8			
9/25/2019			35.9		
9/26/2019	43.5			64.9	15.6
3/26/2020			0.73 (J)		
3/27/2020	33			48.6	
3/30/2020		71.2			1.5
9/16/2020		75.3			
9/17/2020			28.7		
9/21/2020	42.9			58.1	11.1
3/15/2021	35.8	73.6			6.8
3/16/2021			1.4	49.8	
8/16/2021		68			
8/17/2021			1.4	43.5	8.9
8/18/2021	33.7				
2/8/2022					6.9
2/9/2022			0.74 (J)	37.9	
2/10/2022	29	66			
8/3/2022		63.5	4.4	39.6	
8/4/2022	33.3				4.7
1/26/2023	27.7	62.4	0.86 (J)	30.5	1.2
8/10/2023		56.1	0.86 (J)	26.9	3.3
8/11/2023	17				
2/14/2024	23.4	56.3		24.7	0.74 (J)
2/15/2024			0.95 (J)		

Time Series

Constituent: Chromium (mg/L) Analysis Run 8/5/2024 9:49 AM

Plant Hammond Client: Southern Company Data: Hammond AP-1

	HGWA-1 (bg)	HGWA-2 (bg)	HGWA-3 (bg)	HGWA-43D (bg)	HGWA-44D (bg)	HGWC-10
5/19/2016	<0.005	<0.005	<0.005			
5/23/2016						<0.005
7/11/2016	<0.005	<0.005				
7/12/2016			<0.005			<0.005
8/30/2016	<0.005	<0.005	<0.005			
9/1/2016						<0.005
10/19/2016	<0.005	<0.005	<0.005			
10/24/2016						<0.005
12/6/2016	<0.005	<0.005	<0.005			
12/7/2016						<0.005
1/24/2017	<0.005	<0.005	<0.005			
1/26/2017						<0.005
3/21/2017	0.0005 (J)	<0.005	<0.005			
3/22/2017						<0.005
5/22/2017	<0.005	<0.005	0.0007 (J)			
5/24/2017						<0.005
4/2/2018	<0.005	<0.005				
4/3/2018			<0.005			
4/4/2018						<0.005
3/12/2019	<0.005	<0.005	<0.005			
3/13/2019						<0.005
4/1/2019			<0.005			
4/2/2019	<0.005	0.0079 (J)				
4/3/2019						0.02
9/23/2019	<0.005	0.00058 (J)	<0.005			
9/27/2019						<0.005
3/2/2020	<0.005	0.00041 (J)	<0.005			
3/3/2020						<0.005
3/25/2020	0.00072 (J)	<0.005	<0.005			
4/1/2020						<0.005
9/15/2020	<0.005	<0.005	<0.005			
9/16/2020				<0.005	0.0012 (J)	<0.005
11/10/2020				<0.005	0.00089 (J)	
12/15/2020				<0.005	0.00072 (J)	
1/19/2021				<0.005	0.0011 (J)	
2/8/2021	<0.005					
2/9/2021		<0.005	<0.005	0.00095 (J)	0.00066 (J)	
2/15/2021						<0.005
3/10/2021	<0.005				<0.005	
3/11/2021		<0.005	<0.005	<0.005		
3/12/2021						<0.005
8/11/2021	<0.005			<0.005		
8/12/2021		<0.005	<0.005			
8/13/2021					0.0016 (J)	
8/17/2021						<0.005
2/1/2022	<0.005	<0.005	<0.005	<0.005	0.0013 (J)	
2/9/2022						0.0011 (J)
8/2/2022	<0.005	<0.005	<0.005	<0.005	<0.005	
8/3/2022						<0.005
1/23/2023			<0.005			
1/24/2023	<0.005	<0.005		<0.005	<0.005	
1/27/2023						0.0012 (J)

ND substitution: RL or RL/2 if <15% NDs.

Time Series

Constituent: Chromium (mg/L) Analysis Run 8/5/2024 9:49 AM

Plant Hammond Client: Southern Company Data: Hammond AP-1

	HGWA-1 (bg)	HGWA-2 (bg)	HGWA-3 (bg)	HGWA-43D (bg)	HGWA-44D (bg)	HGWC-10
8/8/2023	<0.005	<0.005	<0.005	<0.005	<0.005	
8/10/2023						<0.005
2/13/2024	<0.005	<0.005	<0.005	<0.005	<0.005	
2/15/2024						<0.005

ND substitution: RL or RL/2 if <15% NDs.

Time Series

Constituent: Chromium (mg/L) Analysis Run 8/5/2024 9:49 AM

Plant Hammond Client: Southern Company Data: Hammond AP-1

	HGWC-11	HGWC-12	HGWC-13	HGWC-7	HGWC-8	HGWC-9
5/20/2016				<0.005	<0.005	
5/23/2016	<0.005	<0.005	<0.005			<0.005
7/12/2016	<0.005	<0.005	<0.005	<0.005	<0.005	<0.005
9/1/2016	<0.005	<0.005	<0.005	<0.005	<0.005	<0.005
10/20/2016				<0.005	<0.005	<0.005
10/24/2016	<0.005	<0.005	<0.005			
12/6/2016				<0.005	<0.005	<0.005
12/7/2016	<0.005	<0.005	<0.005			
1/25/2017				<0.005	<0.005	
1/26/2017	<0.005	<0.005	<0.005			<0.005
3/21/2017				<0.005	0.0005 (J)	
3/22/2017	0.0003 (J)	0.0004 (J)	0.0004 (J)			<0.005
5/23/2017				<0.005	<0.005	<0.005
5/24/2017	<0.005	<0.005	<0.005			
4/3/2018				<0.005	<0.005	<0.005
4/4/2018	<0.005	<0.005	<0.005			
3/12/2019					<0.005	
3/13/2019	<0.005		<0.005	<0.005		<0.005
3/14/2019		0.0025 (J)				
4/2/2019				<0.005		
4/3/2019	<0.005	<0.005			<0.005	<0.005
4/5/2019			<0.005			
9/24/2019					<0.005	
9/25/2019				0.071		
9/26/2019			<0.005			
9/27/2019	<0.005	<0.005				<0.005
3/3/2020	0.00061 (J)	<0.005			0.0007 (J)	
3/4/2020			<0.005	0.0016 (J)		<0.005
3/26/2020		<0.005				
3/27/2020				0.0004 (J)	<0.005	
3/30/2020			0.00059 (J)			
3/31/2020	<0.005					0.00052 (J)
9/16/2020				0.00074 (J)	0.0015 (J)	
9/17/2020						<0.005
9/18/2020	<0.005	0.00091 (J)				
9/21/2020			0.00056 (J)			
2/10/2021				0.0014 (J)		
2/12/2021	<0.005	<0.005				
2/16/2021					<0.005	0.00067 (J)
2/22/2021			<0.005			
3/15/2021				0.0021 (J)	0.00082 (J)	
3/16/2021	<0.005	<0.005				<0.005
3/17/2021			<0.005			
8/16/2021				<0.005		
8/17/2021						<0.005
8/18/2021	<0.005	<0.005			<0.005	
8/19/2021			<0.005			
2/9/2022	<0.005	<0.005				0.0011 (J)
2/10/2022			<0.005	<0.005	<0.005	
8/3/2022	<0.005	<0.005	<0.005	<0.005	<0.005	
8/4/2022						<0.005
8/11/2022				<0.005		

ND substitution: RL or RL/2 if <15% NDs.

Time Series

Constituent: Chromium (mg/L) Analysis Run 8/5/2024 9:49 AM

Plant Hammond Client: Southern Company Data: Hammond AP-1

	HGWC-11	HGWC-12	HGWC-13	HGWC-7	HGWC-8	HGWC-9
1/26/2023	0.0012 (J)	<0.005	<0.005			0.0013 (J)
1/27/2023				0.0014 (J)		
2/1/2023					<0.005	
7/13/2023					<0.005	
7/17/2023			<0.005			
8/10/2023	<0.005	<0.005				
8/11/2023						<0.005
8/12/2023			<0.005	<0.005	<0.005	
2/14/2024				<0.005	<0.005	
2/15/2024	<0.005	<0.005				<0.005
2/16/2024			<0.005			

ND substitution: RL or RL/2 if <15% NDs.

Time Series

Constituent: Chromium (mg/L) Analysis Run 8/5/2024 9:49 AM

Plant Hammond Client: Southern Company Data: Hammond AP-1

	MW-19	MW-20	MW-24D	MW-25D	MW-26D	MW-27D
3/13/2019		<0.005	<0.005		<0.005	<0.005
3/14/2019	<0.005			<0.005		
4/2/2019		<0.005				
4/3/2019	<0.005			<0.005	<0.005	
4/4/2019						<0.005
4/8/2019			<0.005			
9/25/2019		<0.005				
9/26/2019			0.00042 (J)		0.00076 (J)	<0.005
9/27/2019	<0.005			<0.005		
3/2/2020		0.00071 (J)				
3/3/2020				<0.005		
3/4/2020	0.00066 (J)		<0.005		0.0028 (J)	<0.005
3/26/2020	0.00047 (J)			0.00061 (J)		
3/27/2020		0.00051 (J)				
3/30/2020			<0.005			
3/31/2020					0.001 (J)	
4/2/2020						<0.005
9/17/2020		<0.005			<0.005	
9/18/2020				<0.005		0.0007 (J)
9/21/2020	0.0014 (J)		<0.005			
2/11/2021		<0.005				
2/12/2021	0.00059 (J)			<0.005		
2/16/2021			<0.005		0.001 (J)	0.00082 (J)
3/12/2021						<0.005
3/15/2021		0.00068 (J)				
3/16/2021				<0.005		
3/17/2021	0.0022 (J)		0.0017 (J)		0.0015 (J)	
8/17/2021		<0.005			<0.005	<0.005
8/18/2021	<0.005					
8/19/2021			<0.005	<0.005		
2/9/2022	<0.005			<0.005	<0.005	
2/10/2022		<0.005	<0.005			<0.005
8/3/2022			<0.005			<0.005
8/4/2022	<0.005	<0.005		<0.005	<0.005	
1/26/2023	0.0011 (J)	<0.005	<0.005	0.0012 (J)	<0.005	
1/27/2023						<0.005
8/10/2023	<0.005	<0.005		<0.005		
8/11/2023					<0.005	
8/12/2023			<0.005			<0.005
2/14/2024		<0.005				
2/15/2024	<0.005		<0.005	<0.005	<0.005	
2/16/2024						<0.005

ND substitution: RL or RL/2 if <15% NDs.

Time Series

Constituent: Chromium (mg/L) Analysis Run 8/5/2024 9:49 AM

Plant Hammond Client: Southern Company Data: Hammond AP-1

	MW-28D	MW-29	MW-5	MW-6	MW-7
3/12/2019	<0.005	<0.005			
3/13/2019			0.003 (J)	<0.005	<0.005
4/2/2019	<0.005	<0.005			
4/3/2019			0.003 (J)	<0.005	0.0023 (J)
9/24/2019		<0.005			
9/25/2019			0.0052 (J)		
9/26/2019	0.00081 (J)			<0.005	0.0013 (J)
3/2/2020		<0.005	0.0042 (J)		
3/3/2020				0.00044 (J)	0.0015 (J)
3/4/2020	0.0027 (J)				
3/26/2020			0.0044 (J)		
3/27/2020	<0.005			0.00059 (J)	
3/30/2020		0.001 (J)			0.0021 (J)
9/16/2020		<0.005			
9/17/2020			0.0021 (J)		
9/21/2020	0.00085 (J)			<0.005	0.0017 (J)
2/10/2021	0.0014 (J)				
2/15/2021		<0.005			0.0015 (J)
2/16/2021			0.0032 (J)	<0.005	
3/15/2021	0.00078 (J)	<0.005			0.0018 (J)
3/16/2021			0.0024 (J)	<0.005	
8/16/2021		<0.005			
8/17/2021			0.0018 (J)	<0.005	<0.005
8/18/2021	<0.005				
2/8/2022					0.0016 (J)
2/9/2022			0.0031 (J)	<0.005	
2/10/2022	0.0011 (J)	<0.005			
8/3/2022		<0.005	0.0015 (J)	<0.005	
8/4/2022	<0.005				0.002 (J)
1/26/2023	<0.005	<0.005	0.0032 (J)	0.0014 (J)	0.0017 (J)
8/10/2023		<0.005	0.002 (J)	<0.005	0.0015 (J)
8/11/2023	<0.005				
2/14/2024	<0.005	<0.005		<0.005	<0.005
2/15/2024			0.0029 (J)		

ND substitution: RL or RL/2 if <15% NDs.

Time Series

Constituent: Cobalt (mg/L) Analysis Run 8/5/2024 9:49 AM

Plant Hammond Client: Southern Company Data: Hammond AP-1

	HGWA-1 (bg)	HGWA-2 (bg)	HGWA-3 (bg)	HGWA-43D (bg)	HGWA-44D (bg)	HGWC-10
5/19/2016	<0.005	0.0293	<0.005			
5/23/2016						<0.005
7/11/2016	0.0004 (J)	0.0267				
7/12/2016			<0.005			0.0006 (J)
8/30/2016	<0.005	0.028	<0.005			
9/1/2016						0.0007 (J)
10/19/2016	<0.005	0.0201	<0.005			
10/24/2016						0.0009 (J)
12/6/2016	<0.005	0.0184	<0.005			
12/7/2016						0.0012 (J)
1/24/2017	<0.005	0.0206	<0.005			
1/26/2017						<0.005
3/21/2017	<0.005	0.0251	<0.005			
3/22/2017						0.0006 (J)
5/22/2017	<0.005	0.0263	<0.005			
5/24/2017						0.0006 (J)
4/2/2018	<0.005	0.019				
4/3/2018			<0.005			
4/4/2018						<0.005
3/12/2019	<0.005	0.017	<0.005			
3/13/2019						<0.005
4/1/2019			<0.005			
4/2/2019	<0.005	0.019				
4/3/2019						<0.005
9/23/2019	<0.005	0.038	<0.005			
9/27/2019						<0.005
3/2/2020	<0.005	0.019	<0.005			
3/3/2020						<0.005
3/25/2020	<0.005	0.02	<0.005			
4/1/2020						<0.005
9/15/2020	<0.005	0.021	<0.005			
9/16/2020				<0.005	<0.005	<0.005
11/10/2020				<0.005	<0.005	
12/15/2020				<0.005	<0.005	
1/19/2021				<0.005	<0.005	
2/8/2021	<0.005					
2/9/2021		0.02	<0.005	<0.005	<0.005	
2/15/2021						<0.005
3/10/2021	<0.005				<0.005	
3/11/2021		0.013	<0.005	<0.005		
3/12/2021						<0.005
8/11/2021	<0.005			<0.005		
8/12/2021		0.022	<0.005			
8/13/2021					<0.005	
8/17/2021						<0.005
2/1/2022	<0.005	0.025	<0.005	<0.005	<0.005	
2/9/2022						<0.005
8/2/2022	0.00054 (J)	0.024	<0.005	<0.005	<0.005	
8/3/2022						<0.005
1/23/2023			<0.005			
1/24/2023	<0.005	0.024		<0.005	<0.005	
1/27/2023						<0.005

ND substitution: RL or RL/2 if <15% NDs.

Time Series

Constituent: Cobalt (mg/L) Analysis Run 8/5/2024 9:49 AM

Plant Hammond Client: Southern Company Data: Hammond AP-1

	HGWA-1 (bg)	HGWA-2 (bg)	HGWA-3 (bg)	HGWA-43D (bg)	HGWA-44D (bg)	HGWC-10
8/8/2023	0.0008 (J)	0.029	<0.005	<0.005	<0.005	
8/10/2023						<0.005
2/13/2024	<0.005	0.022	<0.005	<0.005	<0.005	
2/15/2024						<0.005

ND substitution: RL or RL/2 if <15% NDs.

Time Series

Constituent: Cobalt (mg/L) Analysis Run 8/5/2024 9:49 AM

Plant Hammond Client: Southern Company Data: Hammond AP-1

	HGWC-11	HGWC-12	HGWC-13	HGWC-7	HGWC-8	HGWC-9
5/20/2016				<0.01	0.00207 (J)	
5/23/2016	<0.005	<0.01	0.00361 (J)			<0.01
7/12/2016	0.0021 (J)	0.0018 (J)	0.0032 (J)	0.0003 (J)	0.0019 (J)	0.0006 (J)
9/1/2016	0.0025 (J)	0.0016 (J)	0.0033 (J)	<0.01	0.0023 (J)	0.0007 (J)
10/20/2016				0.0008 (J)	0.002 (J)	0.002 (J)
10/24/2016	0.0032 (J)	0.0017 (J)	0.004 (J)			
12/6/2016				0.0009 (J)	0.0026 (J)	0.0011 (J)
12/7/2016	0.003 (J)	0.0021 (J)	0.0034 (J)			
1/25/2017				0.0005 (J)	0.002 (J)	
1/26/2017	0.0014 (J)	0.0016 (J)	0.0024 (J)			0.0006 (J)
3/21/2017				0.0005 (J)	0.0023 (J)	
3/22/2017	0.0014 (J)	0.0018 (J)	0.0026 (J)			0.0005 (J)
5/23/2017				0.0005 (J)	0.0023 (J)	0.0006 (J)
5/24/2017	0.0008 (J)	0.0015 (J)	0.0022 (J)			
4/3/2018				<0.01	<0.025	<0.01
4/4/2018	<0.005	<0.01	<0.01			
3/12/2019					0.002 (J)	
3/13/2019	0.00098 (J)		0.0022 (J)	0.00067 (J)		0.00065 (J)
3/14/2019		0.0011 (J)				
4/2/2019				0.00069 (J)		
4/3/2019	0.0018 (J)	0.0011 (J)			0.0019 (J)	0.00069 (J)
4/5/2019			0.0017 (J)			
9/24/2019					0.0015 (J)	
9/25/2019				0.0026 (J)		
9/26/2019			0.0042 (J)			
9/27/2019	0.00071 (J)	0.0012 (J)				0.00057 (J)
3/3/2020	0.00087 (J)	0.0013 (J)			0.002 (J)	
3/4/2020			0.0066	0.0011 (J)		0.00053 (J)
3/26/2020		0.0012 (J)				
3/27/2020				0.00074 (J)	0.0018 (J)	
3/30/2020			0.0053			
3/31/2020	0.0014 (J)					0.00051 (J)
9/16/2020				0.00065 (J)	0.0019 (J)	
9/17/2020						0.0007 (J)
9/18/2020	<0.005	0.0014 (J)				
9/21/2020			0.0032 (J)			
2/10/2021				0.00081 (J)		
2/12/2021	<0.005	0.0012 (J)				
2/16/2021					0.002 (J)	0.00061 (J)
2/22/2021			0.003 (J)			
3/15/2021				0.0014 (J)	0.0019 (J)	
3/16/2021	<0.005	0.0012 (J)				0.00069 (J)
3/17/2021			0.0029 (J)			
8/16/2021				0.0012 (J)		
8/17/2021						0.00045 (J)
8/18/2021	<0.005	0.0012 (J)			0.002 (J)	
8/19/2021			0.0024 (J)			
2/9/2022	<0.005	0.0013 (J)				0.00051 (J)
2/10/2022			0.0026 (J)	0.0011 (J)	0.0021 (J)	
8/3/2022	<0.005	0.0012 (J)	0.0041 (J)	0.0015 (J)	0.0024 (J)	
8/4/2022						0.00046 (J)
8/11/2022				0.0018 (J)		

ND substitution: RL or RL/2 if <15% NDs.

Time Series

Constituent: Cobalt (mg/L) Analysis Run 8/5/2024 9:49 AM

Plant Hammond Client: Southern Company Data: Hammond AP-1

	HGWC-11	HGWC-12	HGWC-13	HGWC-7	HGWC-8	HGWC-9
1/26/2023	<0.005	0.0012 (J)	0.012			0.00068 (J)
1/27/2023				0.00067 (J)		
2/1/2023					<0.025	
7/13/2023					0.0015 (J)	
7/17/2023			0.018			
8/10/2023	<0.005	0.0012 (J)				
8/11/2023						0.00057 (J)
8/12/2023			0.018	0.00061 (J)	0.0016 (J)	
2/14/2024				0.00084 (J)	0.0016 (J)	
2/15/2024	<0.005	0.0013 (J)				0.001 (J)
2/16/2024			0.023			

ND substitution: RL or RL/2 if <15% NDs.

Time Series

Constituent: Cobalt (mg/L) Analysis Run 8/5/2024 9:49 AM

Plant Hammond Client: Southern Company Data: Hammond AP-1

	MW-19	MW-20	MW-24D	MW-25D	MW-26D	MW-27D
3/13/2019		0.0011 (J)	<0.005		<0.005	<0.005
3/14/2019	0.025			<0.005		
4/2/2019		<0.005				
4/3/2019	0.036			<0.005	<0.005	
4/4/2019						9.1E-05 (J)
4/8/2019			0.00025 (J)			
9/25/2019		<0.005				
9/26/2019			0.0011 (J)		0.00053 (J)	<0.005
9/27/2019	0.033			<0.005		
3/2/2020		<0.005				
3/3/2020				<0.005		
3/4/2020	0.048		0.00056 (J)		<0.005	0.00045 (J)
3/26/2020	0.045			<0.005		
3/27/2020		<0.005				
3/30/2020			<0.005			
3/31/2020					0.0003 (J)	
4/2/2020						<0.005
9/17/2020		<0.005			<0.005	
9/18/2020				<0.005		<0.005
9/21/2020	0.032		<0.005			
2/11/2021		<0.005				
2/12/2021	0.037			<0.005		
2/16/2021			<0.005		0.00045 (J)	0.0004 (J)
3/12/2021						<0.005
3/15/2021		<0.005				
3/16/2021				<0.005		
3/17/2021	0.037		<0.005		0.00044 (J)	
8/17/2021		<0.005			0.00045 (J)	<0.005
8/18/2021	0.039					
8/19/2021			<0.005	<0.005		
2/9/2022	0.03			<0.005	0.00059 (J)	
2/10/2022		<0.005	<0.005			<0.005
8/3/2022			<0.005			<0.005
8/4/2022	0.043	<0.005		<0.005	0.00048 (J)	
1/26/2023	0.022	<0.005	<0.005	<0.005	0.00051 (J)	
1/27/2023						<0.005
8/10/2023	0.027	<0.005		<0.005		
8/11/2023					<0.005	
8/12/2023			<0.005			<0.005
2/14/2024		<0.005				
2/15/2024	0.011		<0.005	<0.005	0.00054 (J)	
2/16/2024						<0.005

ND substitution: RL or RL/2 if <15% NDs.

Time Series

Constituent: Cobalt (mg/L) Analysis Run 8/5/2024 9:49 AM

Plant Hammond Client: Southern Company Data: Hammond AP-1

	MW-28D	MW-29	MW-5	MW-6	MW-7
3/12/2019	<0.005	0.00057 (J)			
3/13/2019			<0.005	0.00055 (J)	<0.005
4/2/2019	<0.005	0.00084 (J)			
4/3/2019			<0.005	<0.005	<0.005
9/24/2019		0.0015 (J)			
9/25/2019			<0.005		
9/26/2019	<0.005			0.00036 (J)	<0.005
3/2/2020		0.00067 (J)	<0.005		
3/3/2020				0.00094 (J)	<0.005
3/4/2020	0.00093 (J)				
3/26/2020			<0.005		
3/27/2020	<0.005			0.00059 (J)	
3/30/2020		0.00063 (J)			<0.005
9/16/2020		0.0013 (J)			
9/17/2020			<0.005		
9/21/2020	<0.005			0.00041 (J)	<0.005
2/10/2021	<0.005				
2/15/2021		0.00097 (J)			<0.005
2/16/2021			<0.005	0.00045 (J)	
3/15/2021	<0.005	0.0011 (J)			<0.005
3/16/2021			<0.005	0.00042 (J)	
8/16/2021		0.0014 (J)			
8/17/2021			<0.005	<0.005	<0.005
8/18/2021	<0.005				
2/8/2022					<0.005
2/9/2022			<0.005	0.00059 (J)	
2/10/2022	<0.005	0.00089 (J)			
8/3/2022		0.0012 (J)	<0.005	0.00041 (J)	
8/4/2022	<0.005				<0.005
1/26/2023	<0.005	0.00056 (J)	<0.005	0.00044 (J)	<0.005
8/10/2023		<0.005	<0.005	0.00041 (J)	<0.005
8/11/2023	<0.005				
2/14/2024	<0.005	0.00052 (J)		0.00035 (J)	<0.005
2/15/2024			<0.005		

ND substitution: RL or RL/2 if <15% NDs.

Time Series

Constituent: Combined Radium 226 + 228 (pCi/L) Analysis Run 8/5/2024 9:49 AM

Plant Hammond Client: Southern Company Data: Hammond AP-1

	HGWA-1 (bg)	HGWA-2 (bg)	HGWA-3 (bg)	HGWA-43D (bg)	HGWA-44D (bg)	HGWC-10
5/19/2016	0.397 (U)	0.627 (U)	0.342 (U)			
5/23/2016						0.419 (U)
7/11/2016	0.738 (U)	1.38				
7/12/2016			0.499 (U)			0.855
8/30/2016	0.581 (U)	1.05 (U)	0.976 (U)			
9/1/2016						0.844 (U)
10/19/2016	0.213 (U)	1.11 (U)	0.626 (U)			
10/24/2016						0.917 (U)
12/6/2016	0.444 (U)	0.741 (U)	0.805 (U)			
12/7/2016						0.558 (U)
1/24/2017	0.373 (U)	0.908 (U)	0.336 (U)			
1/26/2017						0.922 (U)
3/21/2017	0.816 (U)	0.567 (U)	0.358 (U)			
3/22/2017						0.751 (U)
5/22/2017	0.554 (U)	0.638 (U)	0.744 (U)			
5/24/2017						0.725 (U)
4/2/2018	0.405 (U)	0.761 (U)				
4/3/2018			0.684 (U)			
4/4/2018						0.715 (U)
6/4/2018	1.13 (U)	0.975 (U)	0.0291 (U)			
6/5/2018						0.718 (U)
10/1/2018	0.132 (U)	0.434 (U)	0.781 (U)			
10/2/2018						0.948
3/12/2019	0.327 (U)	0.454 (U)	1.01 (U)			
3/13/2019						1.19 (U)
4/1/2019			0.76 (U)			
4/2/2019	0.739 (U)	0.651 (U)				
4/3/2019						1.82 (U)
9/27/2019						1.16 (U)
9/30/2019	0.306 (U)	1.04 (U)	0.384 (U)			
3/2/2020	0.61 (U)	1.58	0.249 (U)			
3/3/2020						0.667 (U)
3/25/2020	4.36	0.621 (U)	0.833 (U)			
4/1/2020						0.235 (U)
9/15/2020	0.748 (U)	0.124 (U)	0.161 (U)			
9/16/2020				0.531 (U)	0.422 (U)	0 (U)
11/10/2020				0.788 (U)	0.293 (U)	
12/15/2020				1.04 (U)	0.7 (U)	
1/19/2021				0.685 (U)	0.79 (U)	
2/8/2021	0.223 (U)					
2/9/2021		0.721 (U)	0.447 (U)	0.138 (U)	0.486 (U)	
2/15/2021						1.91
3/10/2021	0 (U)				0.811 (U)	
3/11/2021		0.737 (U)	0.128 (U)	1.51 (U)		
3/12/2021						1.12 (U)
8/11/2021	0.115 (U)			0.394 (U)		
8/12/2021		0.746 (U)	0.389 (U)			
8/13/2021					1.2	
8/17/2021						0.595 (U)
2/1/2022	0.143 (U)	0.588 (U)	0.266 (U)	1.12	0.665 (U)	
2/9/2022						0.49 (U)
8/2/2022	0.203 (U)	0.861 (U)	0.4 (U)	0.662 (U)	0.952 (U)	

Time Series

Constituent: Combined Radium 226 + 228 (pCi/L) Analysis Run 8/5/2024 9:49 AM

Plant Hammond Client: Southern Company Data: Hammond AP-1

	HGWA-1 (bg)	HGWA-2 (bg)	HGWA-3 (bg)	HGWA-43D (bg)	HGWA-44D (bg)	HGWC-10
8/3/2022						0.454 (U)
1/23/2023			0.311 (U)			
1/24/2023	0.549 (U)	0.829 (U)		1.25	0.421 (U)	
1/27/2023						1.2
8/8/2023	0.195 (U)	0.175 (U)	0.411 (U)	0.503 (U)	0.163 (U)	
8/10/2023						0.831 (U)
2/13/2024	0.194 (U)	0.325 (U)	0.213 (U)	0.86 (U)	0.909	
2/15/2024						0.31 (U)

Time Series

Constituent: Combined Radium 226 + 228 (pCi/L) Analysis Run 8/5/2024 9:49 AM

Plant Hammond Client: Southern Company Data: Hammond AP-1

	HGWC-11	HGWC-12	HGWC-13	HGWC-7	HGWC-8	HGWC-9
5/20/2016				0.62 (U)	0.56 (U)	
5/23/2016	0.509 (U)	1.12	0.625 (U)			0.826 (U)
7/12/2016	0.784 (U)	1.61	0.478 (U)	0.283 (U)	0.636 (U)	0.511 (U)
9/1/2016	0.261 (U)	1.23	0.595 (U)	0.703 (U)	0.818 (U)	0.762 (U)
10/20/2016				1.97	1.04 (U)	1.17
10/24/2016	1.42	1.98	1.54			
12/6/2016				2	0.771 (U)	0.126 (U)
12/7/2016	0.781 (U)	0.319 (U)	0.657 (U)			
1/25/2017				1.06 (U)	0.859 (U)	
1/26/2017	0.842 (U)	0.54 (U)	1.22			0.515 (U)
3/21/2017				0.668 (U)	0.851 (U)	
3/22/2017	0.318 (U)	0.635 (U)	0.285 (U)			0.451 (U)
5/23/2017				0.621 (U)	0.705 (U)	0.924 (U)
5/24/2017	0.687 (U)	1.01	0.655 (U)			
4/3/2018				0.538 (U)	0.311 (U)	0.732 (U)
4/4/2018	1.5	0.956	0.882 (U)			
6/5/2018	0.549 (U)		1.1 (U)	0.985 (U)		
6/6/2018		0.424 (U)			0.896 (U)	0.813 (U)
10/2/2018				0.837 (U)	1.21	0.61 (U)
10/3/2018	1.48	0.57 (U)				
10/5/2018			0.558 (U)			
3/12/2019					0.544 (U)	
3/13/2019	0.584 (U)		0.39 (U)	0.403 (U)		1 (U)
3/14/2019		0.992 (U)				
4/2/2019				0.865 (U)		
4/3/2019	0.36 (U)	0.734 (U)			0.885 (U)	0.156 (U)
4/5/2019			0.422 (U)			
9/24/2019					1.3	
9/25/2019				0.884 (U)		
9/26/2019			0.939 (U)			
9/27/2019	1.78	0.958 (U)				0.428 (U)
3/3/2020	0.716 (U)	0.971 (U)			0.835 (U)	
3/4/2020			0.708 (U)	0.624 (U)		1.03
3/26/2020		0.209 (U)				
3/27/2020				0.485 (U)	1.04 (U)	
3/30/2020			0.602 (U)			
3/31/2020	1.3 (U)					1.2 (U)
9/16/2020				0.135 (U)	0.526 (U)	
9/17/2020						1.38 (U)
9/18/2020	1.24 (U)	0.916 (U)				
9/21/2020			1.53			
2/10/2021				0.281 (U)		
2/12/2021	1.1	0.236 (U)				
2/16/2021					0.764 (U)	1.17 (U)
2/22/2021			1.02			
3/15/2021				0.666 (U)	1.3 (U)	
3/16/2021	1.71	0.245 (U)				0.446 (U)
3/17/2021			1.45 (U)			
8/16/2021				0.143 (U)		
8/17/2021						0.771 (U)
8/18/2021	0.919 (U)	0.919 (U)			1.02 (U)	
8/19/2021			0.764 (U)			

Time Series

Constituent: Combined Radium 226 + 228 (pCi/L) Analysis Run 8/5/2024 9:49 AM

Plant Hammond Client: Southern Company Data: Hammond AP-1

	HGWC-11	HGWC-12	HGWC-13	HGWC-7	HGWC-8	HGWC-9
2/9/2022	0.444 (U)	0.564 (U)				0.198 (U)
2/10/2022			0.442 (U)	0.175 (U)	0.945 (U)	
8/3/2022	0.823 (U)	0.418 (U)	0.54 (U)	0.42 (U)	0.455 (U)	
8/4/2022						0.597 (U)
8/11/2022				0.461 (U)		
1/26/2023	0.441 (U)	0.877	0.719			0.516 (U)
1/27/2023				0.45 (U)		
2/1/2023					0.241 (U)	
8/10/2023	0.273 (U)	0.453 (U)				
8/11/2023						0.867 (U)
8/12/2023			0.58 (U)	0.729 (U)	0.767 (U)	
2/14/2024				0.401 (U)	0.529 (U)	
2/15/2024	0.819 (U)	0.364 (U)				0.461 (U)
2/16/2024			0.338 (U)			

Time Series

Constituent: Combined Radium 226 + 228 (pCi/L) Analysis Run 8/5/2024 9:49 AM

Plant Hammond Client: Southern Company Data: Hammond AP-1

	MW-19	MW-20	MW-24D	MW-25D	MW-26D	MW-27D
3/13/2019		0.538 (U)	0.311 (U)		0.627 (U)	1.81
3/14/2019	0.347 (U)			1.28 (U)		
4/2/2019		1.02 (U)				
4/3/2019	0.884 (U)			0.662 (U)	0.205 (U)	
4/4/2019						1.33
4/8/2019			0.573 (U)			
9/25/2019		1.35 (U)				
9/26/2019			0.878 (U)		0.912 (U)	0.974 (U)
9/27/2019	0.534 (U)			0.945 (U)		
3/2/2020		0.653 (U)				
3/3/2020				1.36		
3/4/2020	1.04		0.333 (U)		1.27 (U)	1.12
3/26/2020	1.1 (U)			0.793 (U)		
3/27/2020		0.1 (U)				
3/30/2020			0.107 (U)			
3/31/2020					1.65	
4/2/2020						2.48
9/17/2020		0.469 (U)			0.42 (U)	
9/18/2020				1.17 (U)		1.13 (U)
9/21/2020	1.36 (U)		1.23 (U)			
2/11/2021		0.334 (U)				
2/12/2021	0.764 (U)			1.17		
2/16/2021			0.156 (U)		0.505 (U)	1.21
3/12/2021						0.649 (U)
3/15/2021		1.24 (U)				
3/16/2021				0.742 (U)		
3/17/2021	0.466 (U)		0.174 (U)		0.165 (U)	
8/17/2021		0.709 (U)			0.0468 (U)	1.06 (U)
8/18/2021	0.642 (U)					
8/19/2021			0.227 (U)	0.935 (U)		
2/9/2022	0.245 (U)			0.754 (U)	0.0677 (U)	
2/10/2022		0.32 (U)	0.178 (U)			0.809 (U)
8/3/2022			0.263 (U)			0.685 (U)
8/4/2022	0.509 (U)	1.05 (U)		1.65	0.0273 (U)	
1/26/2023	0.333 (U)	0.561 (U)	0.0906 (U)	1.1	0.386 (U)	
1/27/2023						1.1
8/10/2023	0.437 (U)	0.469 (U)		0.972		
8/11/2023					0.55 (U)	
8/12/2023			0.481 (U)			0.645 (U)
2/14/2024		0.341 (U)				
2/15/2024	0.459 (U)		0.5 (U)	0.938	0.418 (U)	
2/16/2024						1.31

Time Series

Constituent: Combined Radium 226 + 228 (pCi/L) Analysis Run 8/5/2024 9:49 AM

Plant Hammond Client: Southern Company Data: Hammond AP-1

	MW-28D	MW-29	MW-5	MW-6	MW-7
3/12/2019	0.926 (U)	1.37			
3/13/2019			0.621 (U)	2.07	1.23
4/2/2019	0.479 (U)	0.62 (U)			
4/3/2019			0.932 (U)	0.872 (U)	1.05 (U)
9/24/2019		0.675 (U)			
9/25/2019			0.798 (U)		
9/26/2019	0.997 (U)			0.745 (U)	0.947 (U)
3/2/2020		0.413 (U)	0.964 (U)		
3/3/2020				0.757 (U)	1.15
3/4/2020	1.31				
3/26/2020			1.1		
3/27/2020	1.59			0.758 (U)	
3/30/2020		0.885 (U)			0.83 (U)
9/16/2020		0.193 (U)			
9/17/2020			0.618 (U)		
9/21/2020	1.39 (U)			0.796 (U)	1.55 (U)
2/10/2021	0.201 (U)				
2/15/2021		1.17 (U)			0.892 (U)
2/16/2021			0.466 (U)	0.198 (U)	
3/15/2021	0.564 (U)	0.436 (U)			0.386 (U)
3/16/2021			1.22	0.727 (U)	
8/16/2021		0.208 (U)			
8/17/2021			0.304 (U)	0.557 (U)	0.183 (U)
8/18/2021	0.876 (U)				
2/8/2022					0.417 (U)
2/9/2022			0.567 (U)	0.619 (U)	
2/10/2022	1.96 (U)	0.594 (U)			
8/3/2022		0.581 (U)	0.63 (U)	0.543 (U)	
8/4/2022	0.84 (U)				1.18 (U)
1/26/2023	0.821	0.793 (U)	0.909	0.493 (U)	0.318 (U)
8/10/2023		0.244 (U)	0.599 (U)	0.839 (U)	0.239 (U)
8/11/2023	2.66				
2/14/2024	0.79 (U)	0.0655 (U)		0.441 (U)	0.089 (U)
2/15/2024			0.463 (U)		

Time Series

Constituent: Fluoride (mg/L) Analysis Run 8/5/2024 9:49 AM

Plant Hammond Client: Southern Company Data: Hammond AP-1

	HGWA-1 (bg)	HGWA-2 (bg)	HGWA-3 (bg)	HGWA-43D (bg)	HGWA-44D (bg)	HGWC-10
5/19/2016	0.105 (J)	0.0303 (J)	0.0513 (J)			
5/23/2016						0.0394 (J)
7/11/2016	0.16 (J)	0.05 (J)				
7/12/2016			0.12 (J)			0.15 (J)
8/30/2016	0.09 (J)	0.06 (J)	0.09 (J)			
9/1/2016						0.5
10/19/2016	0.1 (J)	0.04 (J)	0.1 (J)			
10/24/2016						0.06 (J)
12/6/2016	0.11 (J)	0.36	0.21 (J)			
12/7/2016						0.44
1/24/2017	0.09 (J)	<0.1	0.06 (J)			
1/26/2017						0.29 (J)
3/21/2017	0.13 (J)	<0.1	0.005 (J)			
3/22/2017						0.34
5/22/2017	0.12 (J)	<0.1	0.05 (J)			
5/24/2017						0.13 (J)
10/3/2017	0.13 (J)	<0.1	0.13 (J)			0.46
4/2/2018	<0.3	<0.1				
4/3/2018			<0.1			
4/4/2018						<0.1
6/4/2018	0.074 (J)	<0.1	<0.1			
6/5/2018						<0.1
10/1/2018	<0.3	<0.1	<0.1			
10/2/2018						0.17 (J)
3/12/2019	0.29 (J)	0.038 (J)	0.072 (J)			
3/13/2019						0.17 (J)
4/1/2019			0.029 (J)			
4/2/2019	0.1 (J)	0.071 (J)				
4/3/2019						0.082 (J)
9/23/2019	0.078 (J)	<0.1	<0.1			
9/27/2019						0.17 (J)
3/2/2020	0.076 (J)	<0.1	<0.1			
3/3/2020						0.11 (J)
3/25/2020	0.098 (J)	<0.1	<0.1			
4/1/2020						0.12 (J)
6/16/2020	0.071 (J)		<0.1			
9/15/2020	0.082 (J)	<0.1	<0.1			
9/16/2020				0.22	0.52	<0.1
11/10/2020				0.19	0.59	
12/15/2020				0.21	0.67	
1/19/2021				0.16	0.74	
2/8/2021	0.078 (J)					
2/9/2021		<0.1	0.074 (J)	0.19	0.44	
2/15/2021						0.08 (J)
3/10/2021	0.079 (J)				0.65	
3/11/2021		0.1	<0.1	0.2		
3/12/2021						0.054 (J)
8/11/2021	0.058 (J)			0.15		
8/12/2021		<0.1	<0.1			
8/13/2021					0.87	
8/17/2021						<0.1
2/1/2022	0.064 (J)	<0.1	<0.1	0.19	0.96	

ND substitution: RL or RL/2 if <15% NDs.

Time Series

Constituent: Fluoride (mg/L) Analysis Run 8/5/2024 9:49 AM

Plant Hammond Client: Southern Company Data: Hammond AP-1

	HGWA-1 (bg)	HGWA-2 (bg)	HGWA-3 (bg)	HGWA-43D (bg)	HGWA-44D (bg)	HGWC-10
2/9/2022						0.12
8/2/2022	0.09 (J)	0.053 (J)	0.067 (J)	0.22	0.8	
8/3/2022						0.13
1/23/2023			0.061 (J)			
1/24/2023	0.089 (J)	0.053 (J)		0.23	1.3	
1/27/2023						0.16
8/8/2023	0.088 (J)	0.07 (J)	0.055 (J)	0.18	1.3	
8/10/2023						0.05 (J)
2/13/2024	0.071 (J)	0.17	<0.1	0.2	1.5	
2/15/2024						0.12

ND substitution: RL or RL/2 if <15% NDs.

Time Series

Constituent: Fluoride (mg/L) Analysis Run 8/5/2024 9:49 AM

Plant Hammond Client: Southern Company Data: Hammond AP-1

	HGWC-11	HGWC-12	HGWC-13	HGWC-7	HGWC-8	HGWC-9
5/20/2016				0.0828 (J)	0.499	
5/23/2016	0.203 (J)	0.212 (J)	0.2587 (J)			<0.3
7/12/2016	0.44	0.31	0.53	0.2 (J)	0.67	0.24 (J)
9/1/2016	0.67	0.62	0.74	0.51	0.94	0.46
10/20/2016				0.4	0.56	0.56
10/24/2016	0.26 (J)	0.19 (J)	0.31			
12/6/2016				0.26 (J)	0.76	0.31
12/7/2016	0.55	0.73	1			
1/25/2017				0.24 (J)	1.1	
1/26/2017	0.27 (J)	0.12 (J)	0.68			0.004 (J)
3/21/2017				0.13 (J)	0.46	
3/22/2017	0.66	0.44	0.76			0.28 (J)
5/23/2017				0.11 (J)	0.65	0.29 (J)
5/24/2017	0.35	0.34	0.54			
10/3/2017	0.56	0.58	0.83	0.17 (J)	0.66	0.53
4/3/2018				<0.3	0.39	<0.3
4/4/2018	0.39	<0.3	0.65			
6/5/2018	0.24 (J)		0.47	0.099 (J)		
6/6/2018		0.21 (J)			0.46	0.12 (J)
10/2/2018				<0.3	0.51	0.031 (J)
10/3/2018	0.31	0.15 (J)				
10/5/2018			0.77			
3/12/2019					0.58	
3/13/2019	0.51		0.78	0.12 (J)		0.14 (J)
3/14/2019		1.1				
4/2/2019				0.097 (J)		
4/3/2019	0.43	0.3 (J)			0.63	0.14 (J)
4/5/2019			0.83			
9/24/2019					0.49	
9/25/2019				0.1 (J)		
9/26/2019			0.64			
9/27/2019	0.42	0.26 (J)				0.26 (J)
3/3/2020	0.24 (J)	0.21 (J)			0.45	
3/4/2020			0.37	0.077 (J)		0.08 (J)
3/26/2020		0.17 (J)				
3/27/2020				0.059 (J)	0.46	
3/30/2020			0.44			
3/31/2020	0.19 (J)					0.074 (J)
6/16/2020					0.45	
6/17/2020				0.077 (J)		
9/16/2020				0.081 (J)	0.53	
9/17/2020						0.1
9/18/2020	0.15	0.15				
9/21/2020			0.44			
2/10/2021				0.085 (J)		
2/12/2021	0.17	0.19				
2/16/2021					0.47	0.096 (J)
2/22/2021			0.55			
3/15/2021				0.086 (J)	0.51	
3/16/2021	0.21	0.2				0.098 (J)
3/17/2021			0.65			
8/16/2021				0.084 (J)		

ND substitution: RL or RL/2 if <15% NDs.

Time Series

Constituent: Fluoride (mg/L) Analysis Run 8/5/2024 9:49 AM

Plant Hammond Client: Southern Company Data: Hammond AP-1

	HGWC-11	HGWC-12	HGWC-13	HGWC-7	HGWC-8	HGWC-9
8/17/2021						0.095 (J)
8/18/2021	0.21	0.15			0.41	
8/19/2021			0.53			
2/9/2022	0.2	0.2				0.1
2/10/2022			0.53	0.083 (J)	0.42	
8/3/2022	0.22	0.21	0.55	0.11	0.44	
8/4/2022						0.13
8/11/2022				0.11		
1/26/2023	0.2	0.21	0.4			0.11
1/27/2023				0.1		
2/1/2023					0.4	
7/13/2023					0.49	
7/17/2023			0.32			
8/10/2023	0.15	0.17				
8/11/2023						0.12
8/12/2023			0.32	0.071 (J)	0.59	
2/14/2024				0.081 (J)	0.3	
2/15/2024	0.21	0.19				0.087 (J)
2/16/2024			0.33			

Time Series

Constituent: Fluoride (mg/L) Analysis Run 8/5/2024 9:49 AM

Plant Hammond Client: Southern Company Data: Hammond AP-1

	MW-19	MW-20	MW-24D	MW-25D	MW-26D	MW-27D
3/13/2019		0.072 (J)	0.074 (J)		0.052 (J)	0.28 (J)
3/14/2019	0.35			2.2		
4/2/2019		<0.1				
4/3/2019	0.19 (J)			1.6	0.044 (J)	
4/4/2019						0.26 (J)
4/8/2019			0.048 (J)			
9/25/2019		<0.1				
9/26/2019			0.18 (J)		0.19 (J)	0.42
9/27/2019	0.53			1.5		
3/2/2020		<0.1				
3/3/2020				1.4		
3/4/2020	0.096 (J)		0.051 (J)		0.052 (J)	0.25 (J)
3/26/2020	0.12 (J)			1.6		
3/27/2020		<0.1				
3/30/2020			0.064 (J)			
3/31/2020					<0.3	
4/2/2020						0.24 (J)
9/17/2020		<0.1			0.069 (J)	
9/18/2020				1.6		0.22
9/21/2020	0.17		<0.1			
2/11/2021		<0.1				
2/12/2021	0.16			1.6		
2/16/2021			<0.1		0.071 (J)	0.25
3/12/2021						0.24
3/15/2021		<0.1				
3/16/2021				1.7		
3/17/2021	0.18		<0.1		0.072 (J)	
8/17/2021		<0.1			0.075 (J)	0.24
8/18/2021	0.12					
8/19/2021			<0.1	1.5		
2/9/2022	0.076 (J)			1.7	0.092 (J)	
2/10/2022		<0.1	0.051 (J)			0.25
8/3/2022			0.075 (J)			0.27
8/4/2022	0.18	0.074 (J)		1.5	0.12	
1/26/2023	0.098 (J)	0.081 (J)	0.083 (J)	1.6	0.11	
1/27/2023						0.3
8/10/2023	0.14	<0.1		1.5		
8/11/2023					0.083 (J)	
8/12/2023			0.08 (J)			0.26
2/14/2024		0.06 (J)				
2/15/2024	0.06 (J)		0.12	1.4	0.097 (J)	
2/16/2024						0.2

ND substitution: RL or RL/2 if <15% NDs.

Time Series

Constituent: Fluoride (mg/L) Analysis Run 8/5/2024 9:49 AM

Plant Hammond Client: Southern Company Data: Hammond AP-1

	MW-28D	MW-29	MW-5	MW-6	MW-7
3/12/2019	0.24 (J)	0.07 (J)			
3/13/2019			0.1 (J)	0.19 (J)	0.069 (J)
4/2/2019	0.18 (J)	0.045 (J)			
4/3/2019			0.049 (J)	0.15 (J)	<0.1
9/24/2019		0.18 (J)			
9/25/2019			0.076 (J)		
9/26/2019	0.22 (J)			0.19 (J)	0.17 (J)
3/2/2020		<0.1	0.065 (J)		
3/3/2020				0.062 (J)	<0.1
3/4/2020	0.26 (J)				
3/26/2020			0.082 (J)		
3/27/2020	0.26 (J)			<0.1	
3/30/2020		<0.1			<0.1
9/16/2020		<0.1			
9/17/2020			0.094 (J)		
9/21/2020	0.1			<0.1	<0.1
2/10/2021	0.16				
2/15/2021		<0.1			<0.1
2/16/2021			0.051 (J)	0.059 (J)	
3/15/2021	0.24	<0.1			<0.1
3/16/2021			<0.1	0.06 (J)	
8/16/2021		<0.1			
8/17/2021			<0.1	0.055 (J)	<0.1
8/18/2021	0.14				
2/8/2022					<0.1
2/9/2022			0.056 (J)	0.059 (J)	
2/10/2022	0.22	<0.1			
8/3/2022		0.069 (J)	0.094 (J)	0.085 (J)	
8/4/2022	0.19				0.078 (J)
1/26/2023	0.22	0.068 (J)	0.087 (J)	0.088 (J)	0.06 (J)
8/10/2023		<0.1	0.066 (J)	0.053 (J)	<0.1
8/11/2023	0.26				
2/14/2024	0.16	0.058 (J)		0.076 (J)	0.053 (J)
2/15/2024			0.086 (J)		

ND substitution: RL or RL/2 if <15% NDs.

Time Series

Constituent: Lead (mg/L) Analysis Run 8/5/2024 9:49 AM

Plant Hammond Client: Southern Company Data: Hammond AP-1

	HGWA-1 (bg)	HGWA-2 (bg)	HGWA-3 (bg)	HGWA-43D (bg)	HGWA-44D (bg)	HGWC-10
5/19/2016	<0.001	<0.001	<0.001			
5/23/2016						<0.001
7/11/2016	<0.001	<0.001				
7/12/2016			0.0001 (J)			<0.001
8/30/2016	<0.001	<0.001	<0.001			
9/1/2016						<0.001
10/19/2016	<0.001	<0.001	<0.001			
10/24/2016						<0.001
12/6/2016	<0.001	<0.001	<0.001			
12/7/2016						<0.001
1/24/2017	<0.001	<0.001	<0.001			
1/26/2017						<0.001
3/21/2017	<0.001	6E-05 (J)	0.0001 (J)			
3/22/2017						<0.001
5/22/2017	<0.001	9E-05 (J)	<0.001			
5/24/2017						<0.001
4/2/2018	<0.001	<0.001				
4/3/2018			<0.001			
4/4/2018						<0.001
3/12/2019	<0.001	<0.001	<0.001			
3/13/2019						<0.001
9/23/2019	7.8E-05 (J)	9.2E-05 (J)	<0.001			
3/2/2020	4.8E-05 (J)	9.5E-05 (J)	<0.001			
3/3/2020						<0.001
3/25/2020	<0.001	0.00011 (J)	<0.001			
4/1/2020						5E-05 (J)
9/15/2020	<0.001	8E-05 (J)	4.2E-05 (J)			
9/16/2020				5E-05 (J)	0.00021 (J)	<0.001
11/10/2020				6.9E-05 (J)	0.0002 (J)	
12/15/2020				8.2E-05 (J)	0.00011 (J)	
1/19/2021				4.4E-05 (J)	0.00019 (J)	
2/8/2021	5.8E-05 (J)					
2/9/2021		9.4E-05 (J)	<0.001	0.00029 (J)	0.0001 (J)	
2/15/2021						<0.001
3/10/2021	<0.001				<0.001	
3/11/2021		7.6E-05 (J)	<0.001	9.4E-05 (J)		
3/12/2021						<0.001
8/11/2021	<0.001			<0.001		
8/12/2021		<0.001	<0.001			
8/13/2021					<0.001	
8/17/2021						<0.001
2/1/2022	<0.001	<0.001	<0.001	<0.001	<0.001	
2/9/2022						<0.001
8/2/2022	<0.001	<0.001	<0.001	<0.001	<0.001	
8/3/2022						<0.001
1/23/2023			<0.001			
1/24/2023	<0.001	<0.001		<0.001	<0.001	
1/27/2023						<0.001
8/8/2023	<0.001	<0.001	<0.001	<0.001	<0.001	
8/10/2023						<0.001
2/13/2024	<0.001	0.00018 (J)	<0.001	<0.001	<0.001	
2/15/2024						<0.001

ND substitution: RL or RL/2 if <15% NDs.

Time Series

Constituent: Lead (mg/L) Analysis Run 8/5/2024 9:49 AM

Plant Hammond Client: Southern Company Data: Hammond AP-1

	HGWC-11	HGWC-12	HGWC-13	HGWC-7	HGWC-8	HGWC-9
5/20/2016				<0.001	<0.001	
5/23/2016	<0.001	<0.001	<0.001			<0.001
7/12/2016	<0.001	<0.001	<0.001	<0.001	<0.001	<0.001
9/1/2016	<0.001	<0.001	<0.001	<0.001	<0.001	<0.001
10/20/2016				<0.001	<0.001	<0.001
10/24/2016	<0.001	<0.001	<0.001			
12/6/2016				0.0001 (J)	<0.001	0.0002 (J)
12/7/2016	<0.001	<0.001	<0.001			
1/25/2017				0.0001 (J)	<0.001	
1/26/2017	<0.001	<0.001	<0.001			0.0001 (J)
3/21/2017				9E-05 (J)	<0.001	
3/22/2017	0.0003 (J)	<0.001	7E-05 (J)			<0.001
5/23/2017				8E-05 (J)	<0.001	0.0001 (J)
5/24/2017	9E-05 (J)	<0.001	<0.001			
4/3/2018				<0.001	<0.001	<0.001
4/4/2018	<0.001	<0.001	<0.001			
3/12/2019					<0.001	
3/13/2019	<0.001		<0.001	<0.001		<0.001
3/14/2019		<0.001				
3/3/2020	0.00021 (J)	5.6E-05 (J)			0.00013 (J)	
3/4/2020			0.00014 (J)	0.00051 (J)		8.4E-05 (J)
3/26/2020		0.00043 (J)				
3/27/2020				5.4E-05 (J)	<0.001	
3/30/2020			0.0001 (J)			
3/31/2020	0.0003 (J)					0.00014 (J)
9/16/2020				0.0002 (J)	0.0002 (J)	
9/17/2020						0.00022 (J)
9/18/2020	6E-05 (J)	9.6E-05 (J)				
9/21/2020			0.00015 (J)			
2/10/2021				0.00056 (J)		
2/12/2021	<0.001	6.7E-05 (J)				
2/16/2021					8.6E-05 (J)	0.0002 (J)
2/22/2021			0.00018 (J)			
3/15/2021				0.0013	0.00011 (J)	
3/16/2021	9.9E-05 (J)	8.9E-05 (J)				0.00027 (J)
3/17/2021			0.00015 (J)			
8/16/2021				<0.001		
8/17/2021						<0.001
8/18/2021	<0.001	<0.001			<0.001	
8/19/2021			<0.001			
2/9/2022	<0.001	<0.001				<0.001
2/10/2022			<0.001	<0.001	<0.001	
8/3/2022	<0.001	<0.001	<0.001	<0.001	<0.001	
8/4/2022						<0.001
8/11/2022				<0.001		
1/26/2023	<0.001	<0.001	<0.001			<0.001
1/27/2023				<0.001		
2/1/2023					<0.001	
7/13/2023					0.00013 (J)	
7/17/2023			<0.001			
8/10/2023	<0.001	<0.001				
8/11/2023						<0.001

ND substitution: RL or RL/2 if <15% NDs.

Time Series

Constituent: Lead (mg/L) Analysis Run 8/5/2024 9:49 AM

Plant Hammond Client: Southern Company Data: Hammond AP-1

	HGWC-11	HGWC-12	HGWC-13	HGWC-7	HGWC-8	HGWC-9
8/12/2023			<0.001	<0.001	<0.001	
2/14/2024				<0.001	<0.001	
2/15/2024	<0.001	<0.001				<0.001
2/16/2024			<0.001			

ND substitution: RL or RL/2 if <15% NDs.

Time Series

Constituent: Lead (mg/L) Analysis Run 8/5/2024 9:49 AM

Plant Hammond Client: Southern Company Data: Hammond AP-1

	MW-19	MW-20	MW-24D	MW-25D	MW-26D	MW-27D
3/13/2019		<0.001	<0.001		<0.001	<0.001
3/14/2019	<0.001			<0.001		
3/2/2020		0.00017 (J)				
3/3/2020				<0.001		
3/4/2020	0.00011 (J)		0.00019 (J)		<0.001	<0.001
3/26/2020	<0.001			<0.001		
3/27/2020		0.00013 (J)				
3/30/2020			6.4E-05 (J)			
3/31/2020					0.0001 (J)	
4/2/2020						0.00013 (J)
9/17/2020		<0.001			<0.001	
9/18/2020				<0.001		<0.001
9/21/2020	8.5E-05 (J)		4.2E-05 (J)			
2/11/2021		3.9E-05 (J)				
2/12/2021	7.1E-05 (J)			<0.001		
2/16/2021			0.00012 (J)		8E-05 (J)	0.00043 (J)
3/12/2021						<0.001
3/15/2021		0.0001 (J)				
3/16/2021				<0.001		
3/17/2021	3.8E-05 (J)		4E-05 (J)		<0.001	
8/17/2021		<0.001			<0.001	<0.001
8/18/2021	<0.001					
8/19/2021			<0.001	<0.001		
2/9/2022	<0.001			<0.001	<0.001	
2/10/2022		<0.001	<0.001			<0.001
8/3/2022			<0.001			<0.001
8/4/2022	<0.001	<0.001		<0.001	<0.001	
1/26/2023	<0.001	<0.001	<0.001	<0.001	<0.001	
1/27/2023						<0.001
8/10/2023	<0.001	<0.001		<0.001		
8/11/2023					<0.001	
8/12/2023			<0.001			<0.001
2/14/2024		<0.001				
2/15/2024	<0.001		<0.001	<0.001	<0.001	
2/16/2024						<0.001

ND substitution: RL or RL/2 if <15% NDs.

Time Series

Constituent: Lead (mg/L) Analysis Run 8/5/2024 9:49 AM

Plant Hammond Client: Southern Company Data: Hammond AP-1

	MW-28D	MW-29	MW-5	MW-6	MW-7
3/12/2019	<0.001	<0.001			
3/13/2019			<0.001	<0.001	<0.001
3/2/2020		9E-05 (J)	4.7E-05 (J)		
3/3/2020				0.00013 (J)	6.2E-05 (J)
3/4/2020	0.001 (J)				
3/26/2020			<0.001		
3/27/2020	6.2E-05 (J)			<0.001	
3/30/2020		0.00011 (J)			<0.001
9/16/2020		<0.001			
9/17/2020			<0.001		
9/21/2020	0.00018 (J)			0.00026 (J)	<0.001
2/10/2021	0.00044 (J)				
2/15/2021		5.2E-05 (J)			<0.001
2/16/2021			<0.001	8.4E-05 (J)	
3/15/2021	0.00034 (J)	<0.001			<0.001
3/16/2021			<0.001	3.6E-05 (J)	
8/16/2021		<0.001			
8/17/2021			<0.001	<0.001	<0.001
8/18/2021	<0.001				
2/8/2022					<0.001
2/9/2022			<0.001	<0.001	
2/10/2022	<0.001	<0.001			
8/3/2022		<0.001	<0.001	<0.001	
8/4/2022	<0.001				<0.001
1/26/2023	<0.001	<0.001	<0.001	<0.001	<0.001
8/10/2023		<0.001	<0.001	<0.001	<0.001
8/11/2023	<0.001				
2/14/2024	<0.001	<0.001		<0.001	<0.001
2/15/2024			<0.001		

ND substitution: RL or RL/2 if <15% NDs.

Time Series

Constituent: Lithium (mg/L) Analysis Run 8/5/2024 9:49 AM

Plant Hammond Client: Southern Company Data: Hammond AP-1

	HGWA-1 (bg)	HGWA-2 (bg)	HGWA-3 (bg)	HGWA-43D (bg)	HGWA-44D (bg)	HGWC-10
5/19/2016	<0.03	<0.03	<0.03			
5/23/2016						<0.03
7/11/2016	<0.03	0.0014 (J)				
7/12/2016			0.0024 (J)			<0.03
8/30/2016	<0.03	<0.03	0.0025 (J)			
9/1/2016						<0.03
10/19/2016	<0.03	<0.03	0.003 (J)			
10/24/2016						<0.03
12/6/2016	<0.03	<0.03	0.0033 (J)			
12/7/2016						<0.03
1/24/2017	<0.03	<0.03	0.003 (J)			
1/26/2017						<0.03
3/21/2017	<0.03	0.0012 (J)	0.0034 (J)			
3/22/2017						<0.03
5/22/2017	<0.03	<0.03	0.003 (J)			
5/24/2017						<0.03
4/2/2018	<0.03	0.0015 (J)				
4/3/2018			0.003 (J)			
4/4/2018						<0.03
6/4/2018	0.001 (J)	0.0016 (J)	0.0027 (J)			
6/5/2018						<0.03
10/1/2018	0.00099 (J)	0.0013 (J)	0.0032 (J)			
10/2/2018						<0.03
3/12/2019	0.001 (J)	0.0018 (J)	0.0032 (J)			
3/13/2019						<0.03
4/1/2019			0.0032 (J)			
4/2/2019	0.001 (J)	0.0018 (J)				
4/3/2019						<0.03
9/23/2019	0.0011 (J)	0.0016 (J)	0.0029 (J)			
9/27/2019						<0.03
3/2/2020	0.0012 (J)	0.0017 (J)	0.0037 (J)			
3/3/2020						<0.03
3/25/2020	0.00083 (J)	0.0017 (J)	0.0035 (J)			
4/1/2020						<0.03
9/15/2020	0.00087 (J)	0.0015 (J)	0.0026 (J)			
9/16/2020				0.0018 (J)	0.014 (J)	<0.03
11/10/2020				0.0013 (J)	0.025 (J)	
12/15/2020				0.0019 (J)	0.028 (J)	
1/19/2021				0.0025 (J)	0.034	
2/8/2021	0.00086 (J)					
2/9/2021		0.0012 (J)	0.0032 (J)	0.0026 (J)	0.026 (J)	
2/15/2021						<0.03
3/10/2021	0.0009 (J)				0.03	
3/11/2021		0.0011 (J)	0.0035 (J)	0.0022 (J)		
3/12/2021						<0.03
8/11/2021	0.00078 (J)			0.0024 (J)		
8/12/2021		0.0012 (J)	0.0028 (J)			
8/13/2021					0.032	
8/17/2021						<0.03
2/1/2022	0.0011 (J)	0.0017 (J)	0.0037 (J)	0.0024 (J)	0.048	
2/9/2022						<0.03
8/2/2022	<0.03	0.0013 (J)	0.003 (J)	0.0019 (J)	0.041	

ND substitution: RL or RL/2 if <15% NDs.

Time Series

Constituent: Lithium (mg/L) Analysis Run 8/5/2024 9:49 AM

Plant Hammond Client: Southern Company Data: Hammond AP-1

	HGWA-1 (bg)	HGWA-2 (bg)	HGWA-3 (bg)	HGWA-43D (bg)	HGWA-44D (bg)	HGWC-10
8/3/2022						<0.03
1/23/2023			0.003 (J)			
1/24/2023	0.00092 (J)	0.0014 (J)		0.002 (J)	0.064	
1/27/2023						<0.03
8/8/2023	<0.03	0.0017 (J)	0.0031 (J)	0.0021 (J)	0.092 (o)	
8/10/2023						<0.03
2/13/2024	<0.03	0.0017 (J)	0.0034 (J)	0.0024 (J)	0.088	
2/15/2024						<0.03

ND substitution: RL or RL/2 if <15% NDs.

Time Series

Constituent: Lithium (mg/L) Analysis Run 8/5/2024 9:49 AM

Plant Hammond Client: Southern Company Data: Hammond AP-1

	HGWC-11	HGWC-12	HGWC-13	HGWC-7	HGWC-8	HGWC-9
5/20/2016				<0.03	<0.03	
5/23/2016	<0.03	0.0107 (J)	0.0422 (J)			<0.03
7/12/2016	<0.03	0.0113 (J)	0.0366 (J)	0.0021 (J)	0.0023 (J)	0.004 (J)
9/1/2016	<0.03	0.0118 (J)	0.04 (J)	0.0025 (J)	0.0029 (J)	0.0044 (J)
10/20/2016				0.0021 (J)	0.0027 (J)	0.0027 (J)
10/24/2016	<0.03	0.0114 (J)	0.0435 (J)			
12/6/2016				0.0026 (J)	0.0032 (J)	0.005 (J)
12/7/2016	<0.03	0.0155 (J)	0.0477 (J)			
1/25/2017				0.0024 (J)	0.0026 (J)	
1/26/2017	<0.03	0.0099 (J)	0.0342 (J)			0.0042 (J)
3/21/2017				0.0026 (J)	0.0029 (J)	
3/22/2017	<0.03	0.0098 (J)	0.0353 (J)			0.0043 (J)
5/23/2017				0.0026 (J)	0.0029 (J)	0.0048 (J)
5/24/2017	<0.03	0.0105 (J)	0.0317 (J)			
4/3/2018				0.0023 (J)	0.0025 (J)	0.0043 (J)
4/4/2018	<0.03	0.008 (J)	0.031 (J)			
6/5/2018	<0.03		0.031 (J)	0.0022 (J)		
6/6/2018		0.0095 (J)			0.0023 (J)	0.0043 (J)
10/2/2018				0.003 (J)	0.0025 (J)	0.004 (J)
10/3/2018	<0.03	0.0083 (J)				
10/5/2018			0.027 (J)			
3/12/2019					0.0025 (J)	
3/13/2019	<0.03		0.029 (J)	0.0024 (J)		0.004 (J)
3/14/2019		0.0058 (J)				
4/2/2019				0.002 (J)		
4/3/2019	<0.03	0.0066 (J)			0.0025 (J)	0.004 (J)
4/5/2019			0.023 (J)			
9/24/2019					0.0024 (J)	
9/25/2019				0.0019 (J)		
9/26/2019			0.035			
9/27/2019	<0.03	0.011 (J)				0.0044 (J)
3/3/2020	<0.03	0.0063 (J)			0.0028 (J)	
3/4/2020			0.041	0.0034 (J)		0.004 (J)
3/26/2020		0.0063 (J)				
3/27/2020				0.002 (J)	0.0026 (J)	
3/30/2020			0.038			
3/31/2020	<0.03					0.0043 (J)
9/16/2020				0.0026 (J)	0.0033 (J)	
9/17/2020						0.004 (J)
9/18/2020	<0.03	0.01 (J)				
9/21/2020			0.028 (J)			
2/10/2021				0.0032 (J)		
2/12/2021	<0.03	0.0094 (J)				
2/16/2021					0.0027 (J)	0.0045 (J)
2/22/2021			0.032			
3/15/2021				0.0038 (J)	0.0029 (J)	
3/16/2021	<0.03	0.0081 (J)				0.0046 (J)
3/17/2021			0.031			
8/16/2021				0.0025 (J)		
8/17/2021						0.004 (J)
8/18/2021	<0.03	0.0099 (J)			0.0029 (J)	
8/19/2021			0.028 (J)			

ND substitution: RL or RL/2 if <15% NDs.

Time Series

Constituent: Lithium (mg/L) Analysis Run 8/5/2024 9:49 AM

Plant Hammond Client: Southern Company Data: Hammond AP-1

	HGWC-11	HGWC-12	HGWC-13	HGWC-7	HGWC-8	HGWC-9
2/9/2022	<0.03	0.01 (J)				0.0041 (J)
2/10/2022			0.031	0.0022 (J)	0.003 (J)	
8/3/2022	<0.03	0.0068 (J)	0.029 (J)	0.0019 (J)	0.0026 (J)	
8/4/2022						0.0036 (J)
8/11/2022				0.0019 (J)		
1/26/2023	<0.03	0.0058 (J)	0.04			0.0032 (J)
1/27/2023				0.0018 (J)		
2/1/2023					0.0015 (J)	
7/13/2023					0.0015 (J)	
7/17/2023			0.048			
8/10/2023	<0.03	0.0075 (J)				
8/11/2023						0.0035 (J)
8/12/2023			0.051	0.0023 (J)	0.0014 (J)	
2/14/2024				0.0016 (J)	<0.03	
2/15/2024	<0.03	0.008 (J)				0.0031 (J)
2/16/2024			0.052			

ND substitution: RL or RL/2 if <15% NDs.

Time Series

Constituent: Lithium (mg/L) Analysis Run 8/5/2024 9:49 AM

Plant Hammond Client: Southern Company Data: Hammond AP-1

	MW-19	MW-20	MW-24D	MW-25D	MW-26D	MW-27D
3/13/2019		0.0016 (J)	0.0029 (J)		0.0033 (J)	0.0097 (J)
3/14/2019	0.0089 (J)			0.05		
4/2/2019		0.0015 (J)				
4/3/2019	0.0061 (J)			0.047 (J)	0.0034 (J)	
4/4/2019						0.0069 (J)
4/8/2019			0.0027 (J)			
9/25/2019		<0.03				
9/26/2019			0.003 (J)		0.0041 (J)	0.0055 (J)
9/27/2019	0.013 (J)			0.047		
3/2/2020		0.00082 (J)				
3/3/2020				0.05		
3/4/2020	0.01 (J)		0.0026 (J)		0.03 (J)	0.0047 (J)
3/26/2020	0.013 (J)			0.054		
3/27/2020		0.0012 (J)				
3/30/2020			0.0027 (J)			
3/31/2020					0.0036 (J)	
4/2/2020						0.0068 (J)
9/17/2020		<0.03			0.0032 (J)	
9/18/2020				0.046		0.0084 (J)
9/21/2020	0.013 (J)		0.0024 (J)			
2/11/2021		0.001 (J)				
2/12/2021	0.012 (J)			0.045		
2/16/2021			0.0028 (J)		0.0038 (J)	0.0078 (J)
3/12/2021						0.009 (J)
3/15/2021		0.0011 (J)				
3/16/2021				0.049		
3/17/2021	0.012 (J)		0.0027 (J)		0.004 (J)	
8/17/2021		0.00091 (J)			0.0036 (J)	0.0079 (J)
8/18/2021	0.014 (J)					
8/19/2021			0.0027 (J)	0.046		
2/9/2022	0.0067 (J)			0.048	0.0039 (J)	
2/10/2022		0.00099 (J)	0.0029 (J)			0.0086 (J)
8/3/2022			0.0024 (J)			0.0063 (J)
8/4/2022	0.013 (J)	0.00075 (J)		0.04	0.0033 (J)	
1/26/2023	0.0038 (J)	<0.03	0.0025 (J)	0.036	0.0031 (J)	
1/27/2023						0.0072 (J)
8/10/2023	0.011 (J)	<0.03		0.038		
8/11/2023					0.0029 (J)	
8/12/2023			0.003 (J)			0.0072 (J)
2/14/2024		<0.03				
2/15/2024	<0.03		0.0031 (J)	0.038	0.0035 (J)	
2/16/2024						0.011 (J)

ND substitution: RL or RL/2 if <15% NDs.

Time Series

Constituent: Lithium (mg/L) Analysis Run 8/5/2024 9:49 AM

Plant Hammond Client: Southern Company Data: Hammond AP-1

	MW-28D	MW-29	MW-5	MW-6	MW-7
3/12/2019	0.011 (J)	0.0024 (J)			
3/13/2019			<0.03	<0.03	<0.03
4/2/2019	0.0052 (J)	0.0021 (J)			
4/3/2019			<0.03	<0.03	<0.03
9/24/2019		0.0022 (J)			
9/25/2019			<0.03		
9/26/2019	0.0055 (J)			<0.03	<0.03
3/2/2020		0.0025 (J)	<0.03		
3/3/2020				<0.03	<0.03
3/4/2020	0.015 (J)				
3/26/2020			<0.03		
3/27/2020	0.014 (J)			<0.03	
3/30/2020		0.0023 (J)			<0.03
9/16/2020		0.0021 (J)			
9/17/2020			<0.03		
9/21/2020	0.0053 (J)			<0.03	<0.03
2/10/2021	0.0092 (J)				
2/15/2021		0.0024 (J)			<0.03
2/16/2021			<0.03	<0.03	
3/15/2021	0.013 (J)	0.0022 (J)			<0.03
3/16/2021			<0.03	<0.03	
8/16/2021		0.0021 (J)			
8/17/2021			<0.03	<0.03	<0.03
8/18/2021	0.0086 (J)				
2/8/2022					<0.03
2/9/2022			<0.03	<0.03	
2/10/2022	0.014 (J)	0.0023 (J)			
8/3/2022		0.0018 (J)	<0.03	<0.03	
8/4/2022	0.0088 (J)				<0.03
1/26/2023	0.011 (J)	0.0019 (J)	<0.03	<0.03	<0.03
8/10/2023		0.0019 (J)	<0.03	<0.03	<0.03
8/11/2023	0.016 (J)				
2/14/2024	0.0078 (J)	0.0021 (J)		<0.03	<0.03
2/15/2024			<0.03		

ND substitution: RL or RL/2 if <15% NDs.

Time Series

Constituent: Mercury (mg/L) Analysis Run 8/5/2024 9:49 AM

Plant Hammond Client: Southern Company Data: Hammond AP-1

	HGWA-1 (bg)	HGWA-2 (bg)	HGWA-3 (bg)	HGWA-43D (bg)	HGWA-44D (bg)	HGWC-10
5/19/2016	<0.0002	<0.0002	<0.0002			
5/23/2016						<0.0002
7/11/2016	<0.0002	<0.0002				
7/12/2016			<0.0002			<0.0002
8/30/2016	4E-05 (J)	4E-05 (J)	<0.0002			
9/1/2016						<0.0002
10/19/2016	<0.0002	<0.0002	<0.0002			
10/24/2016						<0.0002
12/6/2016	<0.0002	<0.0002	<0.0002			
12/7/2016						<0.0002
1/24/2017	<0.0002	<0.0002	<0.0002			
1/26/2017						5E-05 (J)
3/21/2017	<0.0002	<0.0002	<0.0002			
3/22/2017						<0.0002
5/22/2017	<0.0002	<0.0002	<0.0002			
5/24/2017						<0.0002
4/2/2018	<0.0002	<0.0002				
4/3/2018			<0.0002			
4/4/2018						<0.0002
3/12/2019	<0.0002	<0.0002	<0.0002			
3/13/2019						<0.0002
3/2/2020	<0.0002	<0.0002	<0.0002			
3/3/2020						<0.0002
9/16/2020				<0.0002	<0.0002	
11/10/2020				<0.0002	<0.0002	
12/15/2020				<0.0002	<0.0002	
1/19/2021				<0.0002	<0.0002	
2/8/2021	<0.0002					
2/9/2021		<0.0002	<0.0002	<0.0002	<0.0002	
2/15/2021						<0.0002
2/1/2022	<0.0002	<0.0002	<0.0002	<0.0002	<0.0002	
2/9/2022						<0.0002
8/2/2022	<0.0002	<0.0002	<0.0002	<0.0002	<0.0002	
8/3/2022						<0.0002
1/23/2023			<0.0002			
1/24/2023	<0.0002	<0.0002		<0.0002	<0.0002	
1/27/2023						<0.0002
8/8/2023	<0.0002	<0.0002	<0.0002	<0.0002	<0.0002	
8/10/2023						<0.0002
2/13/2024	<0.0002	<0.0002	<0.0002	<0.0002	<0.0002	
2/15/2024						<0.0002

ND substitution: RL or RL/2 if <15% NDs.

Time Series

Constituent: Mercury (mg/L) Analysis Run 8/5/2024 9:49 AM

Plant Hammond Client: Southern Company Data: Hammond AP-1

	HGWC-11	HGWC-12	HGWC-13	HGWC-7	HGWC-8	HGWC-9
5/20/2016				<0.0002	<0.0002	
5/23/2016	<0.0002	<0.0002	<0.0002			<0.0002
7/12/2016	<0.0002	<0.0002	<0.0002	<0.0002	<0.0002	<0.0002
9/1/2016	<0.0002	<0.0002	<0.0002	<0.0002	<0.0002	<0.0002
10/20/2016				<0.0002	<0.0002	<0.0002
10/24/2016	<0.0002	<0.0002	<0.0002			
12/6/2016				<0.0002	<0.0002	<0.0002
12/7/2016	<0.0002	<0.0002	<0.0002			
1/25/2017				<0.0002	<0.0002	
1/26/2017	5E-05 (J)	<0.0002	4E-05 (J)			4E-05 (J)
3/21/2017				<0.0002	<0.0002	
3/22/2017	<0.0002	<0.0002	<0.0002			<0.0002
5/23/2017				<0.0002	<0.0002	<0.0002
5/24/2017	<0.0002	<0.0002	5E-05 (J)			
4/3/2018				<0.0002	<0.0002	<0.0002
4/4/2018	<0.0002	<0.0002	<0.0002			
3/12/2019					<0.0002	
3/13/2019	<0.0002		<0.0002	<0.0002		<0.0002
3/14/2019		<0.0002				
3/3/2020	<0.0002	<0.0002			<0.0002	
3/4/2020			<0.0002	<0.0002		<0.0002
2/10/2021				<0.0002		
2/12/2021	<0.0002	<0.0002				
2/16/2021					<0.0002	<0.0002
2/22/2021			<0.0002			
2/9/2022	<0.0002	<0.0002				<0.0002
2/10/2022			<0.0002	<0.0002	<0.0002	
8/3/2022	<0.0002	<0.0002	<0.0002	<0.0002	<0.0002	
8/4/2022						<0.0002
8/11/2022				<0.0002		
1/26/2023	<0.0002	<0.0002	<0.0002			<0.0002
1/27/2023				<0.0002		
2/1/2023					<0.0002	
7/13/2023					<0.0002	
7/17/2023			<0.0002			
8/10/2023	<0.0002	<0.0002				
8/11/2023						<0.0002
8/12/2023			<0.0002	<0.0002	<0.0002	
2/14/2024				<0.0002	<0.0002	
2/15/2024	<0.0002	<0.0002				<0.0002
2/16/2024			<0.0002			

ND substitution: RL or RL/2 if <15% NDs.

Time Series

Constituent: Mercury (mg/L) Analysis Run 8/5/2024 9:49 AM

Plant Hammond Client: Southern Company Data: Hammond AP-1

	MW-19	MW-20	MW-24D	MW-25D	MW-26D	MW-27D
3/13/2019		<0.0002	<0.0002		<0.0002	<0.0002
3/14/2019	<0.0002			<0.0002		
3/2/2020		<0.0002				
3/3/2020				<0.0002		
3/4/2020	<0.0002		<0.0002		<0.0002	<0.0002
2/11/2021		<0.0002				
2/12/2021	<0.0002			<0.0002		
2/16/2021			<0.0002		<0.0002	<0.0002
2/9/2022	<0.0002			<0.0002	<0.0002	
2/10/2022		<0.0002	<0.0002			<0.0002
8/3/2022			<0.0002			<0.0002
8/4/2022	<0.0002	<0.0002		<0.0002	<0.0002	
1/26/2023	<0.0002	<0.0002	<0.0002	<0.0002	<0.0002	
1/27/2023						<0.0002
8/10/2023	<0.0002	<0.0002		0.00013 (J)		
8/11/2023					<0.0002	
8/12/2023			<0.0002			<0.0002
2/14/2024		<0.0002				
2/15/2024	<0.0002		<0.0002	<0.0002	<0.0002	
2/16/2024						<0.0002

ND substitution: RL or RL/2 if <15% NDs.

Time Series

Constituent: Mercury (mg/L) Analysis Run 8/5/2024 9:49 AM

Plant Hammond Client: Southern Company Data: Hammond AP-1

	MW-28D	MW-29	MW-5	MW-6	MW-7
3/12/2019	<0.0002	<0.0002			
3/13/2019			<0.0002	<0.0002	<0.0002
3/2/2020		<0.0002	<0.0002		
3/3/2020				<0.0002	<0.0002
3/4/2020	<0.0002				
2/10/2021	<0.0002				
2/15/2021		<0.0002			<0.0002
2/16/2021			<0.0002	<0.0002	
2/8/2022					<0.0002
2/9/2022			<0.0002	<0.0002	
2/10/2022	<0.0002	<0.0002			
8/3/2022		<0.0002	<0.0002	<0.0002	
8/4/2022	<0.0002				<0.0002
1/26/2023	<0.0002	<0.0002	<0.0002	<0.0002	<0.0002
8/10/2023		0.00017 (J)	<0.0002	<0.0002	<0.0002
8/11/2023	<0.0002				
2/14/2024	<0.0002	<0.0002		<0.0002	<0.0002
2/15/2024			<0.0002		

ND substitution: RL or RL/2 if <15% NDs.

Time Series

Constituent: Molybdenum (mg/L) Analysis Run 8/5/2024 9:49 AM

Plant Hammond Client: Southern Company Data: Hammond AP-1

	HGWA-1 (bg)	HGWA-2 (bg)	HGWA-3 (bg)	HGWA-43D (bg)	HGWA-44D (bg)	HGWC-10
5/19/2016	<0.01	<0.01	<0.01			
5/23/2016						<0.01
7/11/2016	<0.01	<0.01				
7/12/2016			<0.01			0.0013 (J)
8/30/2016	<0.01	<0.01	<0.01			
9/1/2016						<0.01
10/19/2016	<0.01	<0.01	<0.01			
10/24/2016						<0.01
12/6/2016	<0.01	<0.01	<0.01			
12/7/2016						<0.01
1/24/2017	<0.01	<0.01	<0.01			
1/26/2017						<0.01
3/21/2017	<0.01	<0.01	<0.01			
3/22/2017						0.0013 (J)
5/22/2017	<0.01	<0.01	<0.01			
5/24/2017						0.0014 (J)
4/2/2018	<0.01	<0.01				
4/3/2018			<0.01			
4/4/2018						<0.01
6/4/2018	<0.01	<0.01	<0.01			
6/5/2018						<0.01
10/1/2018	<0.01	<0.01	<0.01			
10/2/2018						<0.01
3/12/2019	<0.01	<0.01	<0.01			
3/13/2019						<0.01
4/1/2019			<0.01			
4/2/2019	<0.01	<0.01				
4/3/2019						0.0021 (J)
9/23/2019	<0.01	<0.01	<0.01			
9/27/2019						0.0014 (J)
3/2/2020	<0.01	<0.01	<0.01			
3/3/2020						<0.01
3/25/2020	<0.01	<0.01	<0.01			
4/1/2020						<0.01
6/16/2020	<0.01		<0.01			
9/15/2020	<0.01	<0.01	<0.01			
9/16/2020				0.0044 (J)	0.0019 (J)	0.0014 (J)
11/10/2020				0.0072 (J)	0.0018 (J)	
12/15/2020				0.0044 (J)	0.0019 (J)	
1/19/2021				0.0038 (J)	0.0035 (J)	
2/8/2021	<0.01					
2/9/2021		<0.01	<0.01	0.0045 (J)	0.0038 (J)	
2/15/2021						<0.01
3/10/2021	<0.01				0.0019 (J)	
3/11/2021		<0.01	<0.01	0.0064 (J)		
3/12/2021						0.0007 (J)
8/11/2021	<0.01			0.0034 (J)		
8/12/2021		<0.01	<0.01			
8/13/2021					0.0051 (J)	
8/17/2021						0.0012 (J)
2/1/2022	<0.01	<0.01	<0.01	0.0036 (J)	0.0055 (J)	
2/9/2022						<0.01

ND substitution: RL or RL/2 if <15% NDs.

Time Series

Constituent: Molybdenum (mg/L) Analysis Run 8/5/2024 9:49 AM

Plant Hammond Client: Southern Company Data: Hammond AP-1

	HGWA-1 (bg)	HGWA-2 (bg)	HGWA-3 (bg)	HGWA-43D (bg)	HGWA-44D (bg)	HGWC-10
8/2/2022	<0.01	<0.01	<0.01	0.0042 (J)	0.002 (J)	
8/3/2022						0.00079 (J)
1/23/2023			<0.01			
1/24/2023	<0.01	<0.01		0.0027 (J)	0.0026 (J)	
1/27/2023						<0.01
8/8/2023	<0.01	<0.01	<0.01	0.0019 (J)	0.0013 (J)	
8/10/2023						0.0014 (J)
2/13/2024	<0.01	<0.01	<0.01	0.0015 (J)	0.0018 (J)	
2/15/2024						<0.01

ND substitution: RL or RL/2 if <15% NDs.

Time Series

Constituent: Molybdenum (mg/L) Analysis Run 8/5/2024 9:49 AM

Plant Hammond Client: Southern Company Data: Hammond AP-1

	HGWC-11	HGWC-12	HGWC-13	HGWC-7	HGWC-8	HGWC-9
5/20/2016				0.028	0.446	
5/23/2016	0.0164	0.0413 (J)	0.027			0.0187
7/12/2016	0.0251	0.0484	0.0316	0.0273	0.455	0.0229
9/1/2016	0.0259	0.0474	0.0336	0.0274	0.481	0.0239
10/20/2016				0.036	0.472	0.477
10/24/2016	0.0293	0.047	0.0352			
12/6/2016				0.0365	0.52	0.0236
12/7/2016	0.0209	0.0432	0.0383			
1/25/2017				0.0317	0.478	
1/26/2017	0.0277	0.0484	0.041			0.0234
3/21/2017				0.0346	0.547	
3/22/2017	0.011	0.0494	0.0426			0.0219
5/23/2017				0.0336	0.482	0.0242
5/24/2017	0.0373	0.047	0.04			
4/3/2018				0.032	0.44	0.025
4/4/2018	0.013	0.052	0.027			
6/5/2018	0.029		0.027	0.036		
6/6/2018		0.054			0.49	0.027
10/2/2018				0.039	0.47	0.028
10/3/2018	0.02	0.054				
10/5/2018			0.033			
3/12/2019					0.5	
3/13/2019	0.012		0.033	0.04		0.028
3/14/2019		0.046				
4/2/2019				0.041		
4/3/2019	0.01	0.049			0.5	0.03
4/5/2019			0.03			
9/24/2019					0.54	
9/25/2019				0.047		
9/26/2019			0.026			
9/27/2019	0.016	0.052				0.033
3/3/2020	0.011	0.045			0.44	
3/4/2020			0.03	0.045		0.031
3/26/2020		0.045				
3/27/2020				0.044	0.42	
3/30/2020			0.029			
3/31/2020	0.0074 (J)					0.031
6/16/2020					0.45	
6/17/2020				0.048		
9/16/2020				0.046	0.43	
9/17/2020						0.03
9/18/2020	0.032	0.046				
9/21/2020			0.032			
2/10/2021				0.051		
2/12/2021	0.023	0.048				
2/16/2021					0.46	0.035
2/22/2021			0.036			
3/15/2021				0.047	0.41	
3/16/2021	0.015	0.044				0.035
3/17/2021			0.035			
8/16/2021				0.045		
8/17/2021						0.035

Time Series

Constituent: Molybdenum (mg/L) Analysis Run 8/5/2024 9:49 AM

Plant Hammond Client: Southern Company Data: Hammond AP-1

	HGWC-11	HGWC-12	HGWC-13	HGWC-7	HGWC-8	HGWC-9
8/18/2021	0.038	0.045			0.48	
8/19/2021			0.032			
2/9/2022	0.03	0.042				0.034
2/10/2022			0.033	0.045	0.34	
8/3/2022	0.027	0.047	0.035	0.038	0.29	
8/4/2022						0.033
8/11/2022				0.044		
1/26/2023	0.022	0.048	0.023			0.021
1/27/2023				0.039		
2/1/2023					0.29	
7/13/2023					0.3	
7/17/2023			0.017			
8/10/2023	0.014	0.05				
8/11/2023						0.03
8/12/2023			0.016	0.033	0.34	
2/14/2024				0.028	0.18	
2/15/2024	0.029	0.046				0.01
2/16/2024			0.013			

Time Series

Constituent: Molybdenum (mg/L) Analysis Run 8/5/2024 9:49 AM

Plant Hammond Client: Southern Company Data: Hammond AP-1

	MW-19	MW-20	MW-24D	MW-25D	MW-26D	MW-27D
3/13/2019		<0.01	<0.01		<0.01	<0.01
3/14/2019	0.057			0.0022 (J)		
4/2/2019		<0.01				
4/3/2019	0.04			<0.01	0.0083 (J)	
4/4/2019						0.0018 (J)
4/8/2019			0.00027 (J)			
9/25/2019		<0.01				
9/26/2019			<0.01		0.017	0.0042 (J)
9/27/2019	0.063			<0.01		
11/25/2019					0.02	
3/2/2020		<0.01				
3/3/2020				<0.01		
3/4/2020	0.032		<0.01		0.0074 (J)	0.0058 (J)
3/26/2020	0.033			<0.01		
3/27/2020		<0.01				
3/30/2020			<0.01			
3/31/2020					0.0093 (J)	
4/2/2020						0.003 (J)
9/17/2020		<0.01			0.014	
9/18/2020				0.00094 (J)		0.0018 (J)
9/21/2020	0.064		0.00099 (J)			
2/11/2021		<0.01				
2/12/2021	0.046			<0.01		
2/16/2021			0.00096 (J)		0.022	0.0019 (J)
3/12/2021						0.0008 (J)
3/15/2021		<0.01				
3/16/2021				<0.01		
3/17/2021	0.043		0.001 (J)		0.023	
8/17/2021		<0.01			0.024	0.0016 (J)
8/18/2021	0.032					
8/19/2021			0.00087 (J)	<0.01		
2/9/2022	0.011			<0.01	0.028	
2/10/2022		<0.01	0.0008 (J)			0.0017 (J)
8/3/2022			0.00095 (J)			0.002 (J)
8/4/2022	0.039	<0.01		<0.01	0.028	
1/26/2023	0.012	<0.01	0.0012 (J)	<0.01	0.028	
1/27/2023						0.0014 (J)
8/10/2023	0.033	<0.01		<0.01		
8/11/2023					0.014	
8/12/2023			0.0019 (J)			0.0019 (J)
2/14/2024		<0.01				
2/15/2024	<0.01		0.0085 (J)	<0.01	0.025	
2/16/2024						0.0052 (J)

ND substitution: RL or RL/2 if <15% NDs.

Time Series

Constituent: Molybdenum (mg/L) Analysis Run 8/5/2024 9:49 AM

Plant Hammond Client: Southern Company Data: Hammond AP-1

	MW-28D	MW-29	MW-5	MW-6	MW-7
3/12/2019	0.013	0.0038 (J)			
3/13/2019			<0.01	0.0021 (J)	<0.01
4/2/2019	0.028	0.0028 (J)			
4/3/2019			<0.01	0.0021 (J)	<0.01
9/24/2019		0.0021 (J)			
9/25/2019			<0.01		
9/26/2019	0.017			0.0026 (J)	0.0033 (J)
3/2/2020		0.0025 (J)	<0.01		
3/3/2020				0.0022 (J)	<0.01
3/4/2020	0.009 (J)				
3/26/2020			<0.01		
3/27/2020	0.0068 (J)			0.0026 (J)	
3/30/2020		0.0029 (J)			<0.01
9/16/2020		0.0021 (J)			
9/17/2020			<0.01		
9/21/2020	0.018			0.0025 (J)	0.0015 (J)
2/10/2021	0.02				
2/15/2021		0.0029 (J)			0.0015 (J)
2/16/2021			<0.01	0.0025 (J)	
3/15/2021	0.013	0.0031 (J)			0.0015 (J)
3/16/2021			<0.01	0.0023 (J)	
8/16/2021		0.0027 (J)			
8/17/2021			<0.01	0.0027 (J)	0.003 (J)
8/18/2021	0.022				
2/8/2022					0.0012 (J)
2/9/2022			<0.01	0.0026 (J)	
2/10/2022	0.0031 (J)	0.0036 (J)			
8/3/2022		0.0032 (J)	<0.01	0.0028 (J)	
8/4/2022	0.011				0.0014 (J)
1/26/2023	0.0025 (J)	0.0029 (J)	<0.01	0.0029 (J)	<0.01
8/10/2023		0.003 (J)	<0.01	0.0026 (J)	0.0022 (J)
8/11/2023	0.0011 (J)				
2/14/2024	0.0053 (J)	0.002 (J)		0.0025 (J)	<0.01
2/15/2024			<0.01		

ND substitution: RL or RL/2 if <15% NDs.

Time Series

Constituent: pH, Field (SU) Analysis Run 8/5/2024 9:49 AM

Plant Hammond Client: Southern Company Data: Hammond AP-1

	HGWA-1 (bg)	HGWA-2 (bg)	HGWA-3 (bg)	HGWA-43D (bg)	HGWA-44D (bg)	HGWC-10
5/19/2016	7.27	5.81	7.45			
5/23/2016						6.83
7/11/2016	7.06	5.68				
7/12/2016			7.32			6.58
8/30/2016	7.28	5.63	7.43			
9/1/2016						6.54
10/19/2016	7.02	5.46	7.03			
10/24/2016						6.59
12/6/2016	7.09	5.38	7.08			
12/7/2016						6.56
1/24/2017	7.2	5.37	7.39			
1/26/2017						6.83
3/21/2017	7.01	4.9	6.83			
3/22/2017						6.66
5/22/2017	7.11	5.2	7.02			
5/24/2017						6.67
10/3/2017	7.21	5.3	7.47			6.54
4/2/2018	7.1	5.4				
4/3/2018			7.38			
4/4/2018						6.61
6/4/2018	7.06	5.27	7.38			
6/5/2018						6.65
10/1/2018	7.09	5.31	7.13			
10/2/2018						6.55
3/12/2019	7.03	5.42	7.29			
3/13/2019						6.7
4/1/2019			7.16			
4/2/2019	6.86	5.41				
4/3/2019						6.55
9/23/2019	7.02	5.33	7.3			
9/27/2019						6.64
3/2/2020	7.1	5.43	7.12			
3/3/2020						6.67
3/25/2020	6.95	5.36	7.4			
4/1/2020						6.84
6/16/2020	6.97 (D)		7.31 (D)			
9/15/2020	7.15	5.22	7.29			
9/16/2020				7.52	7.83	6.66
11/10/2020				7.27	7.84	
12/15/2020				7.39	7.87	
1/19/2021				7.39	7.86	
2/8/2021	7.11					
2/9/2021		5.42	7.23	7.44	7.84	
2/15/2021						6.83
3/10/2021	6.95				7.92	
3/11/2021		5.8	7.33	7.46		
3/12/2021						6.76
8/11/2021	6.98			7.4		
8/12/2021		5.05	7.31			
8/13/2021					7.77	
8/17/2021						6.75
2/1/2022	7.19	5.24	7.45	7.52	8.25	

Time Series

Constituent: pH, Field (SU) Analysis Run 8/5/2024 9:49 AM

Plant Hammond Client: Southern Company Data: Hammond AP-1

	HGWA-1 (bg)	HGWA-2 (bg)	HGWA-3 (bg)	HGWA-43D (bg)	HGWA-44D (bg)	HGWC-10
2/9/2022						7
8/3/2022						6.73
1/23/2023			7.32			
1/24/2023	6.76	5.22		7.56	8.22	
1/27/2023						6.89
8/8/2023	7.05	5.01	7.42	7.39	8.2	
8/10/2023						6.81
2/13/2024	7.06	5.49	7.35	7.47	8.1	
2/15/2024						6.93

Time Series

Constituent: pH, Field (SU) Analysis Run 8/5/2024 9:49 AM

Plant Hammond Client: Southern Company Data: Hammond AP-1

	HGWC-11	HGWC-12	HGWC-13	HGWC-7	HGWC-8	HGWC-9
5/20/2016				7.14	6.99	
5/23/2016	6.22	7.15	7.14			7.23
7/12/2016	6.04	6.87	7.04	7.13	6.88	6.87
9/1/2016	6.26	7.2	7.24	7.29	6.73	7.15
10/20/2016				7.1	6.9	7.05
10/24/2016	6.46	7.1	6.9			
12/6/2016				7.15	6.98	7.15
12/7/2016	6.29	6.92	6.91			
1/25/2017				7.11	7.04	
1/26/2017	6.46	7.05	7.08			6.99
3/21/2017				7.12	6.87	
3/22/2017	5.81	7.08	7.13			7.03
5/23/2017				7.08	6.87	7.05
5/24/2017	6.51	7.11	7.15			
10/3/2017	6.25	7.01	7.32	7.21	6.72	7.07
4/3/2018				7.14	6.87	6.99
4/4/2018	5.86	7.12	7.27			
6/5/2018	6.27		7.2	7.13		
6/6/2018		7.12			6.9	7.02
10/2/2018				7.12	6.9	7.05
10/3/2018	5.97	7.08				
10/5/2018			7.24			
3/12/2019					6.91	
3/13/2019	5.92		7.24	7.27		7.06
3/14/2019		7.09				
4/2/2019				7.27		
4/3/2019	5.69	6.96			6.85	6.88
4/5/2019			7.24			
9/24/2019					6.95	
9/25/2019				7.11		
9/26/2019			6.94			
9/27/2019	5.75	7.07				7.01
3/3/2020	5.95	6.95			7.06	
3/4/2020			7.16	7.17		6.97
3/26/2020		6.99				
3/27/2020				7.05	6.95	
3/30/2020			6.91			
3/31/2020	5.7					7.07
6/16/2020					6.97 (D)	
6/17/2020				7.2 (D)		
9/16/2020				7.3	6.92	
9/17/2020						6.99
9/18/2020	6.42	7.15				
9/21/2020			7.34			
2/10/2021				7.29		
2/12/2021	7.27	6.23				
2/16/2021					7.16	7.26
2/22/2021			7.27			
3/15/2021				7.19	7.09	
3/16/2021	5.95	7.15				7.1
3/17/2021			7.33			
8/16/2021				7.12		

Time Series

Constituent: pH, Field (SU) Analysis Run 8/5/2024 9:49 AM

Plant Hammond Client: Southern Company Data: Hammond AP-1

	HGWC-11	HGWC-12	HGWC-13	HGWC-7	HGWC-8	HGWC-9
8/17/2021						7.1
8/18/2021	6.1	6.89			7.02	
8/19/2021			7.38			
2/9/2022	6.55	7.23				7.3
2/10/2022			7.54	7.22	6.99	
8/3/2022	6.23	7.13	7.09	6.93	6.84	
8/4/2022						7.03
8/11/2022				7.07		
1/26/2023	6.23	7.1	6.9			7.07
1/27/2023				7.25		
2/1/2023					6.6	
7/13/2023					6.65	
7/17/2023			6.67			
8/10/2023	5.9	7.08				
8/11/2023						7.09
8/12/2023			6.89	7.36	6.84	
2/14/2024				7.3	6.66	
2/15/2024	6.36	7.02				6.82
2/16/2024			6.9			

Time Series

Constituent: pH, Field (SU) Analysis Run 8/5/2024 9:49 AM

Plant Hammond Client: Southern Company Data: Hammond AP-1

	MW-19	MW-20	MW-24D	MW-25D	MW-26D	MW-27D
3/13/2019		6.75	7.58		7.4	7.78
3/14/2019	6.48			7.67		
4/2/2019		6.7				
4/3/2019	6.14			7.56	7.25	
4/4/2019						7.63
4/8/2019			7.47			
9/25/2019		6.75				
9/26/2019			7.5		7.16	7.46
9/27/2019	6.33			7.57		
3/2/2020		6.98				
3/3/2020				7.59		
3/4/2020	6.29		7.47		7.14	8.33
3/26/2020	6.28			7.57		
3/27/2020		6.75				
3/30/2020			7.49			
3/31/2020					7.2	
4/2/2020						8.11
9/17/2020		6.78			7.08	
9/18/2020				7.64		7.51
9/21/2020	6.41		7.65			
2/11/2021		6.93				
2/12/2021	6.36			7.77		
2/16/2021			7.69		7.27	7.96
3/12/2021						7.88
3/15/2021		6.97				
3/16/2021				7.76		
3/17/2021	6.34		7.66		7.14	
8/17/2021		7.05			7.14	7.75
8/18/2021	6.28					
8/19/2021			7.61	7.69		
2/9/2022	6.28			7.82	7.32	
2/10/2022		7.19	7.82			7.96
8/3/2022			7.59			7.4
8/4/2022	6.32	6.96		7.66	7.08	
1/26/2023	6.13	6.95	7.6	7.74	7.14	
1/27/2023						7.8
8/10/2023	6.37	6.86		7.73		
8/11/2023					7.2	
8/12/2023			7.61			7.8
2/14/2024		6.95				
2/15/2024	6.11		7.85	7.7	7.23	
2/16/2024						9.12

Time Series

Constituent: pH, Field (SU) Analysis Run 8/5/2024 9:49 AM

Plant Hammond Client: Southern Company Data: Hammond AP-1

	MW-28D	MW-29	MW-5	MW-6	MW-7
3/12/2019	7.46	7.2			
3/13/2019			6.16	6.86	6.37
4/2/2019	7.4	6.91			
4/3/2019			5.96	6.77	6.19
9/24/2019		6.86			
9/25/2019			6.37		
9/26/2019	7.4			6.76	6.5
3/2/2020		7.13	6.12		
3/3/2020				6.78	6.1
3/4/2020	7.55				
3/26/2020			6.14		
3/27/2020	7.42			6.82	
3/30/2020		7.07			6.06
9/16/2020		6.88			
9/17/2020			6.48		
9/21/2020	7.46			6.88	6.5
2/10/2021	7.54				
2/15/2021		7.09			6.77
2/16/2021			5.95	7	
3/15/2021	7.61	7.05			6.66
3/16/2021			5.78	6.96	
8/16/2021		7.08			
8/17/2021			5.99	6.86	6.88
8/18/2021	7.16				
2/8/2022					6.73
2/9/2022			6.13	7.01	
2/10/2022	7.59	7.27			
8/3/2022		6.87	5.96	6.41	
8/4/2022	7.38				6.47
1/26/2023	7.67	7.22	6.07	6.9	6.23
8/10/2023		7.06	6.29	6.85	6.85
8/11/2023	7.5				
2/14/2024	7.5	7.06		7.05	6.57
2/15/2024			6.17		

Time Series

Constituent: Selenium (mg/L) Analysis Run 8/5/2024 9:49 AM

Plant Hammond Client: Southern Company Data: Hammond AP-1

	HGWA-1 (bg)	HGWA-2 (bg)	HGWA-3 (bg)	HGWA-43D (bg)	HGWA-44D (bg)	HGWC-10
5/19/2016	<0.005	<0.005	<0.005			
5/23/2016						<0.005
7/11/2016	<0.005	<0.005				
7/12/2016			<0.005			<0.005
8/30/2016	<0.005	<0.005	<0.005			
9/1/2016						<0.005
10/19/2016	<0.005	<0.005	<0.005			
10/24/2016						<0.005
12/6/2016	<0.005	<0.005	<0.005			
12/7/2016						<0.005
1/24/2017	<0.005	<0.005	<0.005			
1/26/2017						0.0041 (J)
3/21/2017	<0.005	<0.005	<0.005			
3/22/2017						<0.005
5/22/2017	<0.005	<0.005	<0.005			
5/24/2017						<0.005
4/2/2018	<0.005	<0.005				
4/3/2018			<0.005			
4/4/2018						<0.005
6/4/2018	<0.005	<0.005	<0.005			
6/5/2018						<0.005
10/1/2018	<0.005	<0.005	<0.005			
10/2/2018						0.0023 (J)
3/12/2019	<0.005	<0.005	<0.005			
3/13/2019						0.0015 (J)
4/1/2019			<0.005			
4/2/2019	<0.005	<0.005				
4/3/2019						<0.005
9/23/2019	<0.005	<0.005	<0.005			
9/27/2019						<0.005
3/2/2020	<0.005	<0.005	<0.005			
3/3/2020						<0.005
3/25/2020	<0.005	<0.005	<0.005			
4/1/2020						0.002 (J)
9/15/2020	<0.005	<0.005	<0.005			
9/16/2020				<0.005	<0.005	<0.005
11/10/2020				<0.005	<0.005	
12/15/2020				<0.005	<0.005	
1/19/2021				<0.005	<0.005	
2/8/2021	<0.005					
2/9/2021		<0.005	<0.005	<0.005	<0.005	
2/15/2021						0.0028 (J)
3/10/2021	0.0047 (J)				<0.005	
3/11/2021		<0.005	<0.005	<0.005		
3/12/2021						<0.005
8/11/2021	<0.005			<0.005		
8/12/2021		<0.005	<0.005			
8/13/2021					<0.005	
8/17/2021						<0.005
2/1/2022	<0.005	<0.005	<0.005	<0.005	<0.005	
2/9/2022						0.0031 (J)
8/2/2022	<0.005	0.0014 (J)	<0.005	<0.005	<0.005	

ND substitution: RL or RL/2 if <15% NDs.

Time Series

Constituent: Selenium (mg/L) Analysis Run 8/5/2024 9:49 AM

Plant Hammond Client: Southern Company Data: Hammond AP-1

	HGWA-1 (bg)	HGWA-2 (bg)	HGWA-3 (bg)	HGWA-43D (bg)	HGWA-44D (bg)	HGWC-10
8/3/2022						0.0017 (J)
1/23/2023			<0.005			
1/24/2023	<0.005	<0.005		<0.005	<0.005	
1/27/2023						0.0035 (J)
8/8/2023	<0.005	0.0019 (J)	<0.005	<0.005	<0.005	
8/10/2023						<0.005
2/13/2024	<0.005	0.002 (J)	<0.005	<0.005	<0.005	
2/15/2024						0.0038 (J)

ND substitution: RL or RL/2 if <15% NDs.

Time Series

Constituent: Selenium (mg/L) Analysis Run 8/5/2024 9:49 AM

Plant Hammond Client: Southern Company Data: Hammond AP-1

	HGWC-11	HGWC-12	HGWC-13	HGWC-7	HGWC-8	HGWC-9
5/20/2016				<0.005	<0.005	
5/23/2016	0.0106	<0.005	<0.005			<0.005
7/12/2016	0.0057 (J)	<0.005	<0.005	<0.005	<0.005	<0.005
9/1/2016	0.0057 (J)	<0.005	<0.005	<0.005	<0.005	<0.005
10/20/2016				<0.005	<0.005	<0.005
10/24/2016	0.0021 (J)	<0.005	<0.005			
12/6/2016				<0.005	0.0024 (J)	0.0037 (J)
12/7/2016	0.0015 (J)	0.0011 (J)	<0.005			
1/25/2017				<0.005	<0.005	
1/26/2017	0.0062 (J)	<0.005	<0.005			<0.005
3/21/2017				<0.005	<0.005	
3/22/2017	0.0263	<0.005	<0.005			<0.005
5/23/2017				<0.005	<0.005	<0.005
5/24/2017	0.0038 (J)	<0.005	<0.005			
4/3/2018				<0.005	<0.005	<0.005
4/4/2018	0.021	<0.005	<0.005			
6/5/2018	0.0062 (J)		<0.005	<0.005		
6/6/2018		<0.005			<0.005	<0.005
10/2/2018				<0.005	<0.005	<0.005
10/3/2018	0.009 (J)	<0.005				
10/5/2018			<0.005			
3/12/2019					<0.005	
3/13/2019	0.023		<0.005	<0.005		<0.005
3/14/2019		<0.005				
4/2/2019				<0.005		
4/3/2019	0.016	<0.005			<0.005	<0.005
4/5/2019			0.00018 (J)			
9/24/2019					<0.005	
9/25/2019				<0.005		
9/26/2019			<0.005			
9/27/2019	0.013	<0.005				<0.005
3/3/2020	0.016	<0.005			<0.005	
3/4/2020			<0.005	<0.005		<0.005
3/26/2020		<0.005				
3/27/2020				<0.005	<0.005	
3/30/2020			<0.005			
3/31/2020	0.019					<0.005
9/16/2020				<0.005	<0.005	
9/17/2020						<0.005
9/18/2020	0.0042 (J)	<0.005				
9/21/2020			0.0016 (J)			
2/10/2021				<0.005		
2/12/2021	0.0079 (J)	<0.005				
2/16/2021					<0.005	<0.005
2/22/2021			<0.005			
3/15/2021				<0.005	<0.005	
3/16/2021	0.015	<0.005				<0.005
3/17/2021			<0.005			
8/16/2021				<0.005		
8/17/2021						<0.005
8/18/2021	0.0033 (J)	<0.005			<0.005	
8/19/2021			<0.005			

ND substitution: RL or RL/2 if <15% NDs.

Time Series

Constituent: Selenium (mg/L) Analysis Run 8/5/2024 9:49 AM

Plant Hammond Client: Southern Company Data: Hammond AP-1

	HGWC-11	HGWC-12	HGWC-13	HGWC-7	HGWC-8	HGWC-9
2/9/2022	0.0035 (J)	<0.005				<0.005
2/10/2022			<0.005	<0.005	<0.005	
8/3/2022	0.0057	<0.005	<0.005	<0.005	<0.005	
8/4/2022						<0.005
8/11/2022				<0.005		
1/26/2023	0.01	<0.005	<0.005			<0.005
1/27/2023				<0.005		
2/1/2023					<0.005	
7/13/2023					<0.005	
7/17/2023			<0.005			
8/10/2023	0.0089	<0.005				
8/11/2023						<0.005
8/12/2023			<0.005	<0.005	<0.005	
2/14/2024				<0.005	<0.005	
2/15/2024	0.0063	<0.005				<0.005
2/16/2024			<0.005			

ND substitution: RL or RL/2 if <15% NDs.

Time Series

Constituent: Selenium (mg/L) Analysis Run 8/5/2024 9:49 AM

Plant Hammond Client: Southern Company Data: Hammond AP-1

	MW-19	MW-20	MW-24D	MW-25D	MW-26D	MW-27D
3/13/2019		<0.005	<0.005		<0.005	<0.005
3/14/2019	<0.005			<0.005		
4/2/2019		<0.005				
4/3/2019	0.007 (J)			<0.005	<0.005	
4/4/2019						0.00012 (J)
4/8/2019			<0.005			
9/25/2019		<0.005				
9/26/2019			<0.005		<0.005	<0.005
9/27/2019	0.0013 (J)			<0.005		
3/2/2020		<0.005				
3/3/2020				<0.005		
3/4/2020	0.0044 (J)		<0.005		<0.005	<0.005
3/26/2020	0.0053 (J)			<0.005		
3/27/2020		<0.005				
3/30/2020			<0.005			
3/31/2020					<0.005	
4/2/2020						<0.005
9/17/2020		<0.005			<0.005	
9/18/2020				<0.005		<0.005
9/21/2020	0.0033 (J)		<0.005			
2/11/2021		<0.005				
2/12/2021	0.0021 (J)			<0.005		
2/16/2021			<0.005		<0.005	<0.005
3/12/2021						<0.005
3/15/2021		<0.005				
3/16/2021				<0.005		
3/17/2021	<0.005		<0.005		<0.005	
8/17/2021		<0.005			<0.005	<0.005
8/18/2021	0.0026 (J)					
8/19/2021			<0.005	<0.005		
2/9/2022	0.0036 (J)			<0.005	<0.005	
2/10/2022		<0.005	<0.005			<0.005
8/3/2022			<0.005			<0.005
8/4/2022	0.0022 (J)	<0.005		<0.005	<0.005	
1/26/2023	0.0056	<0.005	<0.005	<0.005	<0.005	
1/27/2023						<0.005
8/10/2023	0.0038 (J)	<0.005		<0.005		
8/11/2023					<0.005	
8/12/2023			<0.005			<0.005
2/14/2024		<0.005				
2/15/2024	0.0082		<0.005	<0.005	<0.005	
2/16/2024						<0.005

ND substitution: RL or RL/2 if <15% NDs.

Time Series

Constituent: Selenium (mg/L) Analysis Run 8/5/2024 9:49 AM

Plant Hammond Client: Southern Company Data: Hammond AP-1

	MW-28D	MW-29	MW-5	MW-6	MW-7
3/12/2019	<0.005	<0.005			
3/13/2019			0.0033 (J)	<0.005	0.0016 (J)
4/2/2019	<0.005	<0.005			
4/3/2019			0.0027 (J)	<0.005	<0.005
9/24/2019		<0.005			
9/25/2019			0.0021 (J)		
9/26/2019	<0.005			<0.005	0.0014 (J)
3/2/2020		<0.005	0.0041 (J)		
3/3/2020				<0.005	<0.005
3/4/2020	<0.005				
3/26/2020			0.0039 (J)		
3/27/2020	<0.005			<0.005	
3/30/2020		<0.005			0.0014 (J)
9/16/2020		<0.005			
9/17/2020			0.0028 (J)		
9/21/2020	<0.005			<0.005	0.0026 (J)
2/10/2021	<0.005				
2/15/2021		<0.005			<0.005
2/16/2021			0.0035 (J)	<0.005	
3/15/2021	<0.005	<0.005			0.0021 (J)
3/16/2021			0.0026 (J)	<0.005	
8/16/2021		<0.005			
8/17/2021			0.0017 (J)	<0.005	<0.005
8/18/2021	<0.005				
2/8/2022					0.0015 (J)
2/9/2022			0.0027 (J)	<0.005	
2/10/2022	<0.005	<0.005			
8/3/2022		<0.005	0.0032 (J)	<0.005	
8/4/2022	<0.005				<0.005
1/26/2023	<0.005	<0.005	0.0045 (J)	<0.005	<0.005
8/10/2023		<0.005	0.002 (J)	<0.005	<0.005
8/11/2023	<0.005				
2/14/2024	<0.005	<0.005		0.0013 (J)	<0.005
2/15/2024			0.0043 (J)		

ND substitution: RL or RL/2 if <15% NDs.

Time Series

Constituent: Sulfate (mg/L) Analysis Run 8/5/2024 9:49 AM

Plant Hammond Client: Southern Company Data: Hammond AP-1

	HGWA-1 (bg)	HGWA-2 (bg)	HGWA-3 (bg)	HGWA-43D (bg)	HGWA-44D (bg)	HGWC-10
5/19/2016	66.9	48.6	42.3			
5/23/2016						175
7/11/2016	41	45				
7/12/2016			44			190
8/30/2016	36	42	40			
9/1/2016						190
10/19/2016	46	44	43			
10/24/2016						190
12/6/2016	59	44	43			
12/7/2016						200
1/24/2017	46	46	48			
1/26/2017						90
3/21/2017	63	46	45			
3/22/2017						170
5/22/2017	77	48	46			
5/24/2017						190
10/3/2017	42	47	48			200
6/4/2018	71.8	47.8	46.6			
6/5/2018						205
10/1/2018	49.1	48.1	48.6			
10/2/2018						178
4/1/2019			50.4			
4/2/2019	84.3	48.7				
4/3/2019						159
9/23/2019	70.2	47.2	43.9			
9/27/2019						181
3/25/2020	85.9	46.3	50.5			
4/1/2020						59
6/16/2020	88.2		49.5			
9/15/2020	47.3	51.5	44.7			
9/16/2020				43	6.9	169
11/10/2020				39	6.3	
12/15/2020				38.8	6.7	
1/19/2021				37.3	7.4	
3/10/2021	49.6				<1	
3/11/2021		52.9	50.4	38.6		
3/12/2021						120
8/11/2021	48.9			30.5		
8/12/2021		47.4	38.6			
8/13/2021					56.1	
8/17/2021						156
2/1/2022	43.7	67.1	46	37.5	56.3	
2/9/2022						49.2
8/2/2022	58.1	86.9	43.5	37	13.2	
8/3/2022						119
1/23/2023			39.5			
1/24/2023	48.3	79.7		34.7	10.1	
1/27/2023						37.3
8/8/2023	67.7	89.9	35	25.6	1.3	
8/10/2023						128
2/13/2024	50.4	93.9	35.5	28.9	2	
2/15/2024						51.2

ND substitution: RL or RL/2 if <15% NDs.

Time Series

Constituent: Sulfate (mg/L) Analysis Run 8/5/2024 9:49 AM

Plant Hammond Client: Southern Company Data: Hammond AP-1

	HGWC-11	HGWC-12	HGWC-13	HGWC-7	HGWC-8	HGWC-9
5/20/2016				96	219	
5/23/2016	260	288	215			207
7/12/2016	390	320	210	100	230	230
9/1/2016	240	300	190	100	230	230
10/20/2016				110	240	240
10/24/2016	370	270	180			
12/6/2016				110	250	240
12/7/2016	260	280	120			
1/25/2017				110	260	
1/26/2017	230	260	83			270
3/21/2017				110	240	
3/22/2017	330	220	100			240
5/23/2017				110	270	240
5/24/2017	230	210	110			
10/3/2017	230	190	67	120	230	240
6/5/2018	204		187	117		
6/6/2018		162			190	214
10/2/2018				120	193	218
10/3/2018	233	191				
10/5/2018			78.3			
4/2/2019				127		
4/3/2019	298	176			194	214
4/5/2019			105			
9/24/2019					133	
9/25/2019				109		
9/26/2019			444			
9/27/2019	<10	198				214
3/26/2020		182				
3/27/2020				109	173	
3/30/2020			393			
3/31/2020	283					185
6/16/2020					157	
6/17/2020				102		
9/16/2020				109	194	
9/17/2020						209
9/18/2020	272	266				
9/21/2020			359			
3/15/2021				107	272	
3/16/2021	291	248				211
3/17/2021			384			
8/16/2021				98.1		
8/17/2021						207
8/18/2021	237	226			245	
8/19/2021			339			
2/9/2022	276	252				224
2/10/2022			371	97.5	224	
8/3/2022	254	236	451	105	241	
8/4/2022						243
8/11/2022				121		
1/26/2023	209	228	495			217
1/27/2023				119		
2/1/2023					179	

ND substitution: RL or RL/2 if <15% NDs.

Time Series

Constituent: Sulfate (mg/L) Analysis Run 8/5/2024 9:49 AM

Plant Hammond Client: Southern Company Data: Hammond AP-1

	HGWC-11	HGWC-12	HGWC-13	HGWC-7	HGWC-8	HGWC-9
7/13/2023					163	
7/17/2023			393			
8/10/2023	190	209				
8/11/2023						197
8/12/2023			347	84.2	170	
2/14/2024				102	137	
2/15/2024	208	240				199
2/16/2024			285			

Time Series

Constituent: Sulfate (mg/L) Analysis Run 8/5/2024 9:49 AM

Plant Hammond Client: Southern Company Data: Hammond AP-1

	MW-19	MW-20	MW-24D	MW-25D	MW-26D	MW-27D
4/2/2019		122				
4/3/2019	105			53	131	
4/4/2019						11.8
4/8/2019			97.3			
9/25/2019		112				
9/26/2019			91		189	15.6
9/27/2019	170			48		
3/26/2020	310			32.3		
3/27/2020		114				
3/30/2020			84.9			
3/31/2020					129	
4/2/2020						13.3
9/17/2020		110			174	
9/18/2020				27.4		7.5
9/21/2020	305		114			
3/12/2021						7.4
3/15/2021		109				
3/16/2021				9.4		
3/17/2021	260		137		212	
8/17/2021		98.6			194	8.2
8/18/2021	219					
8/19/2021			130	4.1		
2/9/2022	221			1.7	224	
2/10/2022		95.9	127			13.2
8/3/2022			135			9.5
8/4/2022	412	110		0.97 (J)	239	
1/26/2023	214	109	152	0.59 (J)	240	
1/27/2023						9.1
8/10/2023	210	100		0.62 (J)		
8/11/2023					159	
8/12/2023			146			7.6
2/14/2024		104				
2/15/2024	161		115	<1	219	
2/16/2024						6.7

ND substitution: RL or RL/2 if <15% NDs.

Time Series

Constituent: Sulfate (mg/L) Analysis Run 8/5/2024 9:49 AM

Plant Hammond Client: Southern Company Data: Hammond AP-1

	MW-28D	MW-29	MW-5	MW-6	MW-7
4/2/2019	67.7	151			
4/3/2019			218	228	75.3
9/24/2019		154			
9/25/2019			134		
9/26/2019	96.2			225	129
3/26/2020			176		
3/27/2020	36			204	
3/30/2020		130			46.2
9/16/2020		143			
9/17/2020			153		
9/21/2020	84.2			221	114
3/15/2021	50.1	148			92.1
3/16/2021			162	189	
8/16/2021		136			
8/17/2021			154	194	105
8/18/2021	82.1				
2/8/2022					80.4
2/9/2022			123	197	
2/10/2022	32.5	141			
8/3/2022		140	135	190	
8/4/2022	80.5				76
1/26/2023	40.8	161	137	203	26
8/10/2023		134	137	174	67.3
8/11/2023	15.4				
2/14/2024	61.6	146		189	24.5
2/15/2024			110		

Time Series

Constituent: Thallium (mg/L) Analysis Run 8/5/2024 9:49 AM

Plant Hammond Client: Southern Company Data: Hammond AP-1

	HGWA-1 (bg)	HGWA-2 (bg)	HGWA-3 (bg)	HGWA-43D (bg)	HGWA-44D (bg)	HGWC-10
5/19/2016	<0.001	<0.001	<0.001			
5/23/2016						<0.001
7/11/2016	<0.001	<0.001				
7/12/2016			<0.001			<0.001
8/30/2016	<0.001	<0.001	<0.001			
9/1/2016						<0.001
10/19/2016	<0.001	<0.001	<0.001			
10/24/2016						<0.001
12/6/2016	<0.001	<0.001	<0.001			
12/7/2016						<0.001
1/24/2017	<0.001	<0.001	<0.001			
1/26/2017						<0.001
3/21/2017	<0.001	3E-05 (J)	<0.001			
3/22/2017						<0.001
5/22/2017	<0.001	<0.001	<0.001			
5/24/2017						<0.001
4/2/2018	<0.001	<0.001				
4/3/2018			<0.001			
4/4/2018						<0.001
6/4/2018	<0.001	<0.001	<0.001			
6/5/2018						<0.001
10/1/2018	<0.001	<0.001	<0.001			
10/2/2018						<0.001
3/12/2019	<0.001	<0.001	<0.001			
3/13/2019						<0.001
4/1/2019			<0.001			
4/2/2019	<0.001	<0.001				
4/3/2019						<0.001
9/23/2019	<0.001	<0.001	<0.001			
9/27/2019						<0.001
3/2/2020	<0.001	<0.001	<0.001			
3/3/2020						<0.001
3/25/2020	<0.001	<0.001	<0.001			
4/1/2020						<0.001
9/15/2020	<0.001	<0.001	<0.001			
9/16/2020				<0.001	<0.001	<0.001
11/10/2020				<0.001	<0.001	
12/15/2020				<0.001	<0.001	
1/19/2021				<0.001	<0.001	
2/8/2021	<0.001					
2/9/2021		<0.001	<0.001	<0.001	<0.001	
2/15/2021						<0.001
3/10/2021	<0.001				<0.001	
3/11/2021		<0.001	<0.001	<0.001		
3/12/2021						<0.001
8/11/2021	<0.001			<0.001		
8/12/2021		<0.001	<0.001			
8/13/2021					<0.001	
8/17/2021						<0.001
2/1/2022	<0.001	<0.001	<0.001	<0.001	<0.001	
2/9/2022						<0.001
8/2/2022	<0.001	<0.001	<0.001	<0.001	<0.001	

ND substitution: RL or RL/2 if <15% NDs.

Time Series

Constituent: Thallium (mg/L) Analysis Run 8/5/2024 9:49 AM

Plant Hammond Client: Southern Company Data: Hammond AP-1

	HGWA-1 (bg)	HGWA-2 (bg)	HGWA-3 (bg)	HGWA-43D (bg)	HGWA-44D (bg)	HGWC-10
8/3/2022						<0.001
1/23/2023			<0.001			
1/24/2023	<0.001	<0.001		<0.001	<0.001	
1/27/2023						<0.001
8/8/2023	<0.001	<0.001	<0.001	<0.001	<0.001	
8/10/2023						<0.001
2/13/2024	<0.001	<0.001	<0.001	<0.001	<0.001	
2/15/2024						<0.001

ND substitution: RL or RL/2 if <15% NDs.

Time Series

Constituent: Thallium (mg/L) Analysis Run 8/5/2024 9:49 AM

Plant Hammond Client: Southern Company Data: Hammond AP-1

	HGWC-11	HGWC-12	HGWC-13	HGWC-7	HGWC-8	HGWC-9
5/20/2016				<0.001	<0.001	
5/23/2016	<0.001	<0.001	0.000378 (J)			<0.001
7/12/2016	8E-05 (J)	0.0002 (J)	0.0004 (J)	<0.001	7E-05 (J)	<0.001
9/1/2016	<0.001	<0.001	0.0004 (J)	<0.001	<0.001	<0.001
10/20/2016				<0.001	<0.001	<0.001
10/24/2016	<0.001	<0.001	0.0005 (J)			
12/6/2016				<0.001	<0.001	<0.001
12/7/2016	<0.001	<0.001	0.0004 (J)			
1/25/2017				<0.001	<0.001	
1/26/2017	<0.001	<0.001	0.0004 (J)			<0.001
3/21/2017				<0.001	9E-05 (J)	
3/22/2017	<0.001	0.0001 (J)	0.0004 (J)			<0.001
5/23/2017				<0.001	8E-05 (J)	<0.001
5/24/2017	8E-05 (J)	9E-05 (J)	0.0003 (J)			
4/3/2018				<0.001	<0.001	<0.001
4/4/2018	<0.001	<0.001	0.00032 (J)			
6/5/2018	<0.001		0.00035 (J)	<0.001		
6/6/2018		<0.001			<0.001	<0.001
10/2/2018				<0.001	<0.001	<0.001
10/3/2018	<0.001	<0.001				
10/5/2018			0.00025 (J)			
3/12/2019					<0.001	
3/13/2019	<0.001		0.00039 (J)	<0.001		<0.001
3/14/2019		<0.001				
4/2/2019				<0.001		
4/3/2019	<0.001	<0.001			<0.001	<0.001
4/5/2019			0.00034 (J)			
9/24/2019					0.00011 (J)	
9/25/2019				<0.001		
9/26/2019			0.00039 (J)			
9/27/2019	<0.001	8.8E-05 (J)				<0.001
3/3/2020	<0.001	6.6E-05 (J)			6.1E-05 (J)	
3/4/2020			0.00056 (J)	<0.001		<0.001
3/26/2020		8E-05 (J)				
3/27/2020				<0.001	7.7E-05 (J)	
3/30/2020			0.00048 (J)			
3/31/2020	<0.001					<0.001
9/16/2020				<0.001	<0.001	
9/17/2020						<0.001
9/18/2020	<0.001	<0.001				
9/21/2020			0.00036 (J)			
2/10/2021				<0.001		
2/12/2021	<0.001	<0.001				
2/16/2021					<0.001	<0.001
2/22/2021			0.0003 (J)			
3/15/2021				<0.001	<0.001	
3/16/2021	<0.001	<0.001				<0.001
3/17/2021			0.00037 (J)			
8/16/2021				<0.001		
8/17/2021						<0.001
8/18/2021	<0.001	<0.001			<0.001	
8/19/2021			0.0002 (J)			

ND substitution: RL or RL/2 if <15% NDs.

Time Series

Constituent: Thallium (mg/L) Analysis Run 8/5/2024 9:49 AM

Plant Hammond Client: Southern Company Data: Hammond AP-1

	HGWC-11	HGWC-12	HGWC-13	HGWC-7	HGWC-8	HGWC-9
2/9/2022	<0.001	<0.001				<0.001
2/10/2022			<0.001	<0.001	<0.001	
8/3/2022	<0.001	<0.001	<0.001	<0.001	0.00018 (J)	
8/4/2022						<0.001
8/11/2022				<0.001		
1/26/2023	<0.001	<0.001	0.00031 (J)			<0.001
1/27/2023				<0.001		
2/1/2023					<0.001	
7/13/2023					0.00026 (J)	
7/17/2023			0.0003 (J)			
8/10/2023	<0.001	<0.001				
8/11/2023						<0.001
8/12/2023			0.00028 (J)	<0.001	<0.001	
2/14/2024				<0.001	<0.001	
2/15/2024	<0.001	<0.001				<0.001
2/16/2024			<0.001			

ND substitution: RL or RL/2 if <15% NDs.

Time Series

Constituent: Thallium (mg/L) Analysis Run 8/5/2024 9:49 AM

Plant Hammond Client: Southern Company Data: Hammond AP-1

	MW-19	MW-20	MW-24D	MW-25D	MW-26D	MW-27D
3/13/2019		<0.001	<0.001		<0.001	<0.001
3/14/2019	<0.001			<0.001		
4/2/2019		<0.001				
4/3/2019	<0.001			<0.001	<0.001	
4/4/2019						<0.001
4/8/2019			<0.001			
9/25/2019		<0.001				
9/26/2019			<0.001		<0.001	<0.001
9/27/2019	0.00027 (J)			<0.001		
3/2/2020		<0.001				
3/3/2020				<0.001		
3/4/2020	0.00026 (J)		<0.001		<0.001	<0.001
3/26/2020	0.00026 (J)			<0.001		
3/27/2020		<0.001				
3/30/2020			<0.001			
3/31/2020					<0.001	
4/2/2020						<0.001
9/17/2020		<0.001			<0.001	
9/18/2020				<0.001		<0.001
9/21/2020	0.0003 (J)		<0.001			
2/11/2021		<0.001				
2/12/2021	0.00019 (J)			<0.001		
2/16/2021			<0.001		<0.001	<0.001
3/12/2021						<0.001
3/15/2021		<0.001				
3/16/2021				<0.001		
3/17/2021	0.00026 (J)		<0.001		<0.001	
8/17/2021		<0.001			<0.001	<0.001
8/18/2021	0.00023 (J)					
8/19/2021			<0.001	<0.001		
2/9/2022	<0.001			<0.001	<0.001	
2/10/2022		<0.001	<0.001			<0.001
8/3/2022			<0.001			<0.001
8/4/2022	0.00026 (J)	<0.001		<0.001	<0.001	
1/26/2023	<0.001	<0.001	<0.001	<0.001	<0.001	
1/27/2023						<0.001
8/10/2023	<0.001	<0.001		<0.001		
8/11/2023					<0.001	
8/12/2023			<0.001			<0.001
2/14/2024		<0.001				
2/15/2024	<0.001		<0.001	<0.001	<0.001	
2/16/2024						<0.001

ND substitution: RL or RL/2 if <15% NDs.

Time Series

Constituent: Thallium (mg/L) Analysis Run 8/5/2024 9:49 AM

Plant Hammond Client: Southern Company Data: Hammond AP-1

	MW-28D	MW-29	MW-5	MW-6	MW-7
3/12/2019	<0.001	<0.001			
3/13/2019			<0.001	<0.001	<0.001
4/2/2019	<0.001	<0.001			
4/3/2019			<0.001	<0.001	<0.001
9/24/2019		6.4E-05 (J)			
9/25/2019			<0.001		
9/26/2019	<0.001			<0.001	<0.001
3/2/2020		<0.001	<0.001		
3/3/2020				8.2E-05 (J)	<0.001
3/4/2020	9.2E-05 (J)				
3/26/2020			<0.001		
3/27/2020	<0.001			<0.001	
3/30/2020		<0.001			<0.001
9/16/2020		<0.001			
9/17/2020			<0.001		
9/21/2020	<0.001			<0.001	<0.001
2/10/2021	<0.001				
2/15/2021		<0.001			<0.001
2/16/2021			<0.001	<0.001	
3/15/2021	<0.001	<0.001			<0.001
3/16/2021			<0.001	<0.001	
8/16/2021		<0.001			
8/17/2021			<0.001	<0.001	<0.001
8/18/2021	<0.001				
2/8/2022					<0.001
2/9/2022			<0.001	<0.001	
2/10/2022	<0.001	<0.001			
8/3/2022		<0.001	<0.001	<0.001	
8/4/2022	<0.001				<0.001
1/26/2023	<0.001	<0.001	<0.001	<0.001	<0.001
8/10/2023		<0.001	<0.001	<0.001	<0.001
8/11/2023	<0.001				
2/14/2024	<0.001	<0.001		<0.001	<0.001
2/15/2024			<0.001		

ND substitution: RL or RL/2 if <15% NDs.

Time Series

Constituent: Total Dissolved Solids (mg/L) Analysis Run 8/5/2024 9:49 AM

Plant Hammond Client: Southern Company Data: Hammond AP-1

	HGWA-1 (bg)	HGWA-2 (bg)	HGWA-3 (bg)	HGWA-43D (bg)	HGWA-44D (bg)	HGWC-10
5/19/2016	421	143	267			
5/23/2016						629
7/11/2016	363	125				
7/12/2016			249			661
8/30/2016	330	168	254			
9/1/2016						769
10/19/2016	380	176	357			
10/24/2016						643
12/6/2016	377	145	285			
12/7/2016						697
1/24/2017	342	129	300			
1/26/2017						368
3/21/2017	340	103	288			
3/22/2017						683
5/22/2017	338	92	263			
5/24/2017						696
10/3/2017	343	127	300			746
6/4/2018	415	140	266			
6/5/2018						679
10/1/2018	354	135	291			
10/2/2018						572
4/1/2019			284			
4/2/2019	452	133				
4/3/2019						525
9/23/2019	442	129	268			
9/27/2019						624
3/25/2020	496	138	284			
4/1/2020						290
6/16/2020	632		448			
9/15/2020	265	124	258			
9/16/2020				272	270	490
11/10/2020				307	287	
12/15/2020				289	295	
1/19/2021				270	278	
3/10/2021	348				289	
3/11/2021		169	267	279		
3/12/2021						490 (H1)
8/11/2021	366			277		
8/12/2021		118	265			
8/13/2021					436	
8/17/2021						496
2/1/2022	270	156	350	156	444	
2/9/2022						250
8/2/2022	400	196	287	278	311	
8/3/2022						433
1/23/2023			293			
1/24/2023	369	164		271	363	
1/27/2023						188
8/8/2023	457	189	285	274	361	
8/10/2023						504
2/13/2024	402	214	284	291	379	
2/15/2024						229

Time Series

Constituent: Total Dissolved Solids (mg/L) Analysis Run 8/5/2024 9:49 AM

Plant Hammond Client: Southern Company Data: Hammond AP-1

	HGWC-11	HGWC-12	HGWC-13	HGWC-7	HGWC-8	HGWC-9
5/20/2016				427	711	
5/23/2016	564	1060	683			984
7/12/2016	627	909	563	410	704	887
9/1/2016	656	1480	702	484	763	956
10/20/2016				393	644	642
10/24/2016	836	868	647			
12/6/2016				492	733	899
12/7/2016	748	811	465			
1/25/2017				461	744	
1/26/2017	571	846	411			869
3/21/2017				415	818	
3/22/2017	597	804	427			936
5/23/2017				450	765	939
5/24/2017	566	803	377			
10/3/2017	443	608	268	464	812	1040
6/5/2018	489		528	459		
6/6/2018		535			611	810
10/2/2018				426	597	693
10/3/2018	449	607				
10/5/2018			322			
4/2/2019				428		
4/3/2019	483	462			543	673
4/5/2019			331			
9/24/2019					457	
9/25/2019				503		
9/26/2019			1010			
9/27/2019	528	653				730
3/26/2020		533				
3/27/2020				413	541	
3/30/2020			895			
3/31/2020	565					1010
6/16/2020					573	
6/17/2020				423		
9/16/2020				392	552	
9/17/2020						680
9/18/2020	626	704				
9/21/2020			732			
3/15/2021				370	614	
3/16/2021	558	614				672
3/17/2021			716			
8/16/2021				407		
8/17/2021						704
8/18/2021	566	600			620	
8/19/2021			726			
2/9/2022	544	678				756
2/10/2022			814	414	578	
8/3/2022	572	650	958	441	648	
8/4/2022						760
8/11/2022				445		
1/26/2023	429	624	962			745
1/27/2023				473		
2/1/2023					528	

Time Series

Constituent: Total Dissolved Solids (mg/L) Analysis Run 8/5/2024 9:49 AM

Plant Hammond Client: Southern Company Data: Hammond AP-1

	HGWC-11	HGWC-12	HGWC-13	HGWC-7	HGWC-8	HGWC-9
7/13/2023					513	
7/17/2023			817			
8/10/2023	438	683				
8/11/2023						757
8/12/2023			803	378	564	
2/14/2024				440	407	
2/15/2024	491	660				663
2/16/2024			666			

Time Series

Constituent: Total Dissolved Solids (mg/L) Analysis Run 8/5/2024 9:49 AM

Plant Hammond Client: Southern Company Data: Hammond AP-1

	MW-19	MW-20	MW-24D	MW-25D	MW-26D	MW-27D
4/2/2019		435				
4/3/2019	310			15 (J)	493	
4/4/2019						203
4/8/2019			323			
9/25/2019		461				
9/26/2019			360		643	265
9/27/2019	442			409		
3/26/2020	626			385		
3/27/2020		429				
3/30/2020			280			
3/31/2020					623	
4/2/2020						224
9/17/2020		460			732	
9/18/2020				382		211
9/21/2020	608		391			
3/12/2021						215
3/15/2021		406				
3/16/2021				347		
3/17/2021	543		420		738	
8/17/2021		437			746	239
8/18/2021	464					
8/19/2021			420	373		
2/9/2022	503			364	734	
2/10/2022		459	412			242
8/3/2022			415			230
8/4/2022	762	431		302	788	
1/26/2023	490	482	412	346	741	
1/27/2023						255
8/10/2023	524	429		325		
8/11/2023					706	
8/12/2023			449			238
2/14/2024		459				
2/15/2024	402		343	334	666	
2/16/2024						348

Time Series

Constituent: Total Dissolved Solids (mg/L) Analysis Run 8/5/2024 9:49 AM

Plant Hammond Client: Southern Company Data: Hammond AP-1

	MW-28D	MW-29	MW-5	MW-6	MW-7
4/2/2019	350	548			
4/3/2019			396	437	213
9/24/2019		603			
9/25/2019			460		
9/26/2019	418			735	383
3/26/2020			385		
3/27/2020	287			676	
3/30/2020		552			142
9/16/2020		547			
9/17/2020			486		
9/21/2020	393			656	326
3/15/2021	293	555			293
3/16/2021			333	600	
8/16/2021		512			
8/17/2021			339	656	344
8/18/2021	396				
2/8/2022					290
2/9/2022			314	652	
2/10/2022	299	508			
8/3/2022		538	391	666	
8/4/2022	378				246
1/26/2023	349	632	363	646	89
8/10/2023		564	423	626	305
8/11/2023	296				
2/14/2024	356	612		633	113
2/15/2024			328		

FIGURE B.

Sanitas™ v.10.0.20 Software licensed to Groundwater Stats Consulting. UG

Box & Whiskers Plot

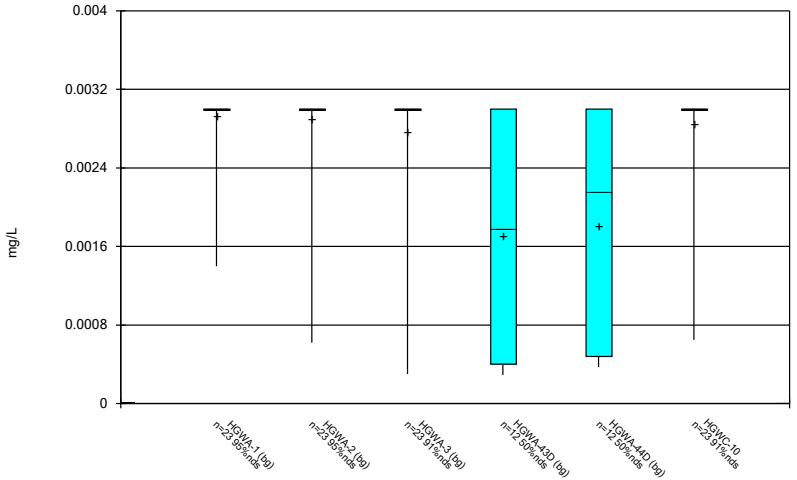

Constituent: Antimony Analysis Run 8/5/2024 9:56 AM

Plant Hammond Client: Southern Company Data: Hammond AP-1

Sanitas™ v.10.0.20 Software licensed to Groundwater Stats Consulting. UG

Box & Whiskers Plot

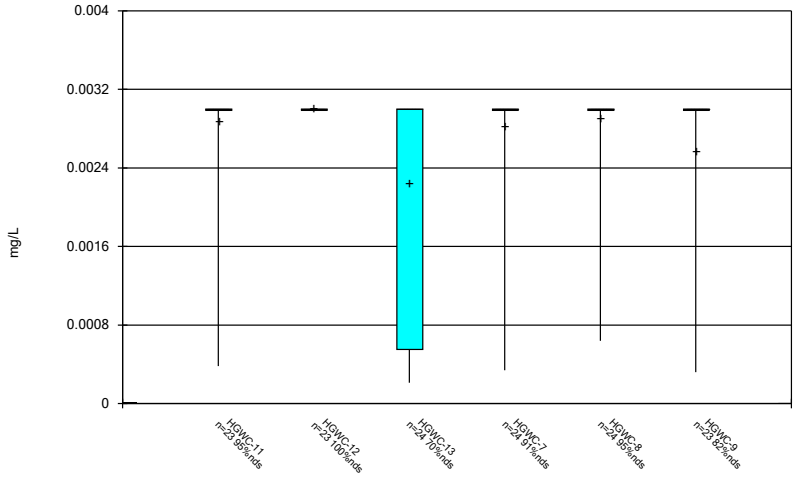

Constituent: Antimony Analysis Run 8/5/2024 9:56 AM

Plant Hammond Client: Southern Company Data: Hammond AP-1

Sanitas™ v.10.0.20 Software licensed to Groundwater Stats Consulting. UG

Box & Whiskers Plot

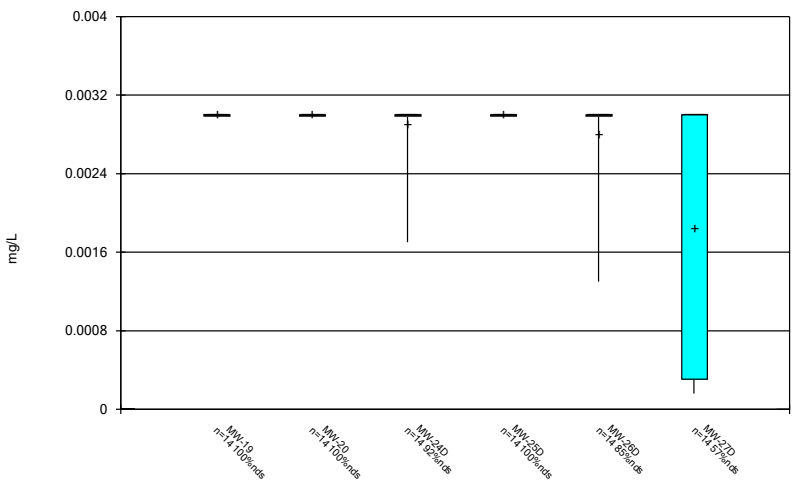

Constituent: Antimony Analysis Run 8/5/2024 9:56 AM

Plant Hammond Client: Southern Company Data: Hammond AP-1

Sanitas™ v.10.0.20 Software licensed to Groundwater Stats Consulting. UG

Box & Whiskers Plot

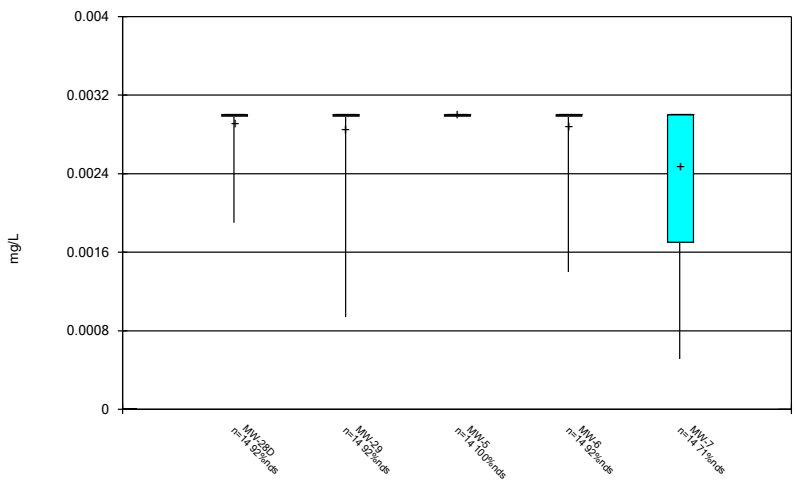

Constituent: Antimony Analysis Run 8/5/2024 9:56 AM

Plant Hammond Client: Southern Company Data: Hammond AP-1

Sanitas™ v.10.0.20 Software licensed to Groundwater Stats Consulting. UG

Box & Whiskers Plot

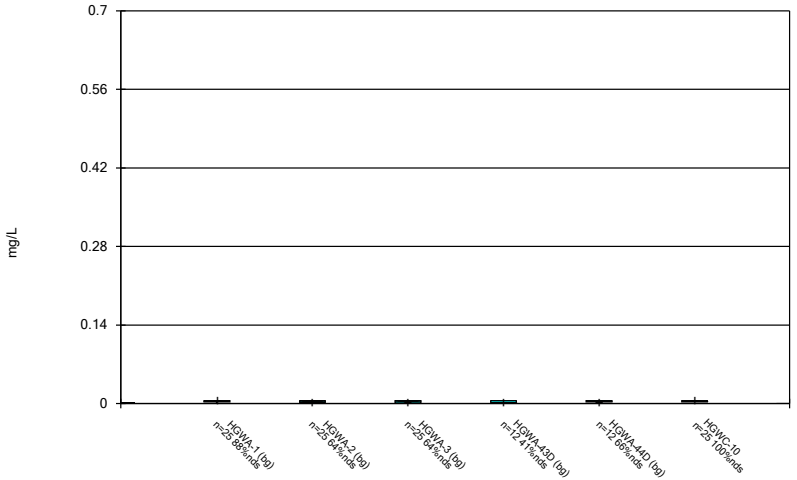

Constituent: Arsenic Analysis Run 8/5/2024 9:56 AM

Plant Hammond Client: Southern Company Data: Hammond AP-1

Sanitas™ v.10.0.20 Software licensed to Groundwater Stats Consulting. UG

Box & Whiskers Plot

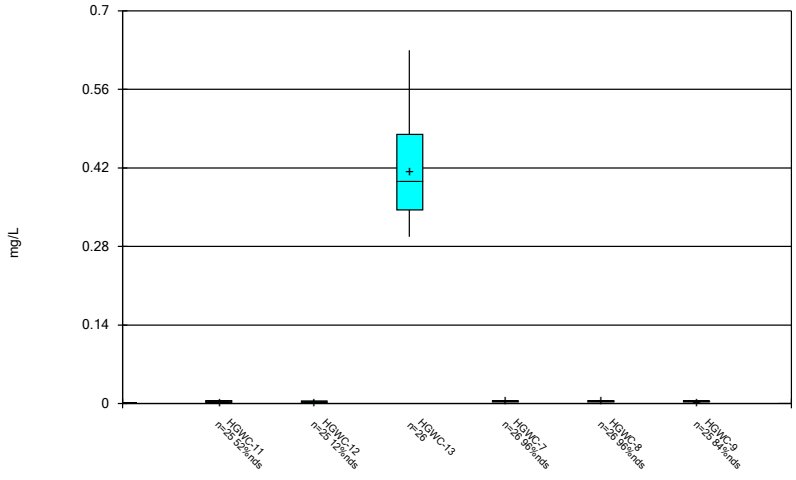

Constituent: Arsenic Analysis Run 8/5/2024 9:56 AM

Plant Hammond Client: Southern Company Data: Hammond AP-1

Sanitas™ v.10.0.20 Software licensed to Groundwater Stats Consulting. UG

Box & Whiskers Plot

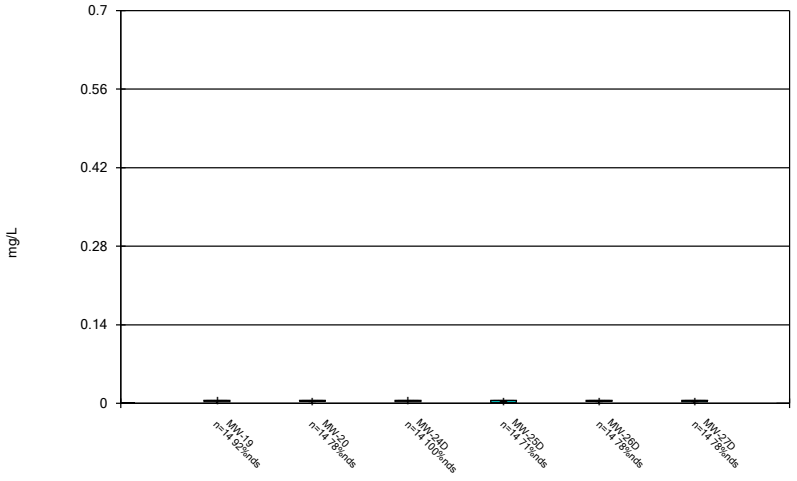

Constituent: Arsenic Analysis Run 8/5/2024 9:56 AM

Plant Hammond Client: Southern Company Data: Hammond AP-1

Sanitas™ v.10.0.20 Software licensed to Groundwater Stats Consulting. UG

Box & Whiskers Plot

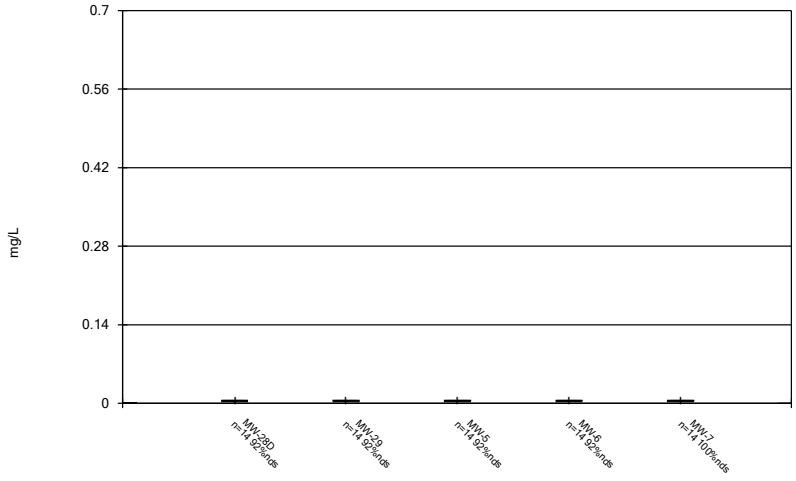

Constituent: Arsenic Analysis Run 8/5/2024 9:57 AM

Plant Hammond Client: Southern Company Data: Hammond AP-1

Sanitas™ v.10.0.20 Software licensed to Groundwater Stats Consulting. UG

Box & Whiskers Plot

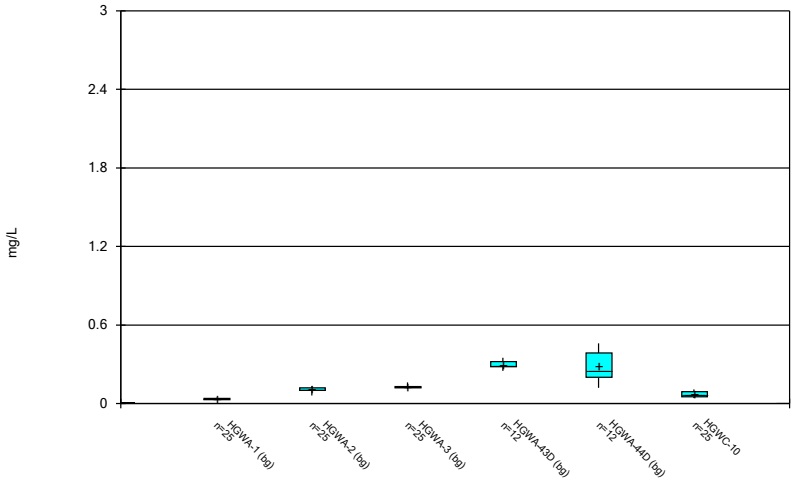

Constituent: Barium Analysis Run 8/5/2024 9:57 AM

Plant Hammond Client: Southern Company Data: Hammond AP-1

Sanitas™ v.10.0.20 Software licensed to Groundwater Stats Consulting. UG

Box & Whiskers Plot

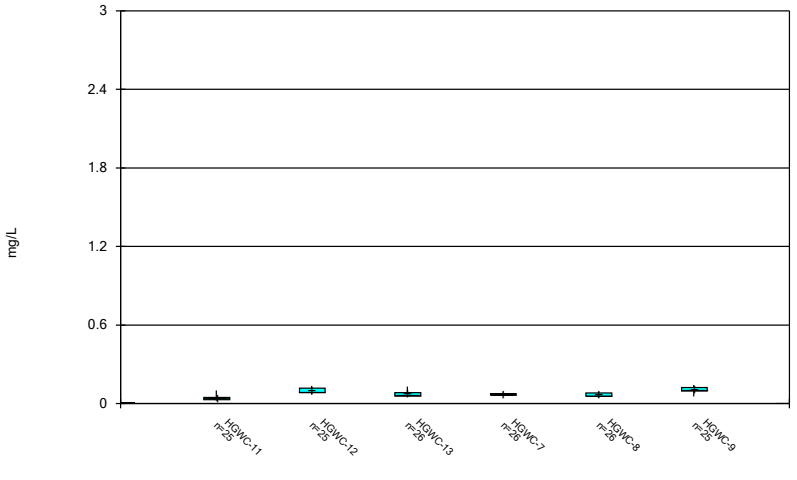

Constituent: Barium Analysis Run 8/5/2024 9:57 AM

Plant Hammond Client: Southern Company Data: Hammond AP-1

Sanitas™ v.10.0.20 Software licensed to Groundwater Stats Consulting. UG

Box & Whiskers Plot

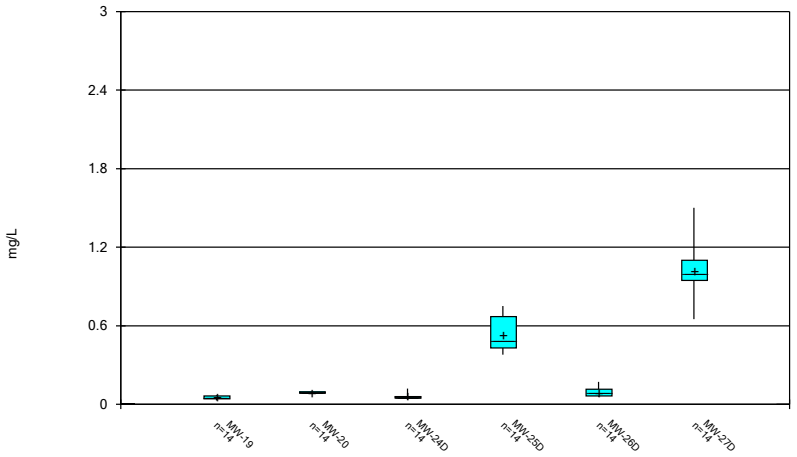

Constituent: Barium Analysis Run 8/5/2024 9:57 AM

Plant Hammond Client: Southern Company Data: Hammond AP-1

Sanitas™ v.10.0.20 Software licensed to Groundwater Stats Consulting. UG

Box & Whiskers Plot

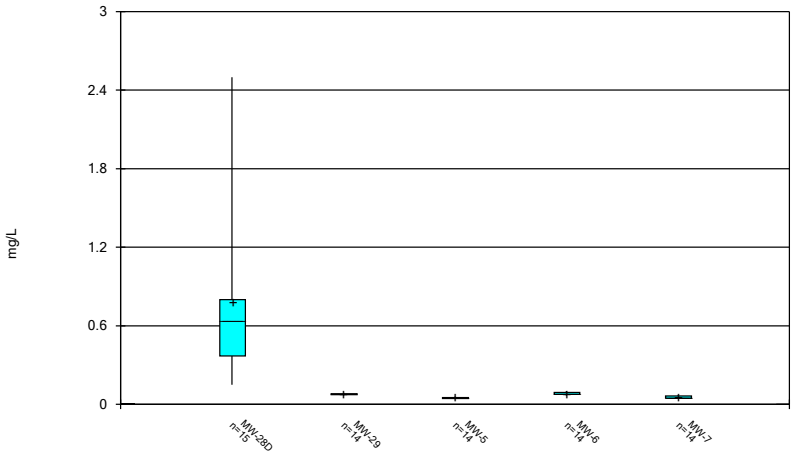

Constituent: Barium Analysis Run 8/5/2024 9:57 AM

Plant Hammond Client: Southern Company Data: Hammond AP-1

Sanitas™ v.10.0.20 Software licensed to Groundwater Stats Consulting. UG

Box & Whiskers Plot

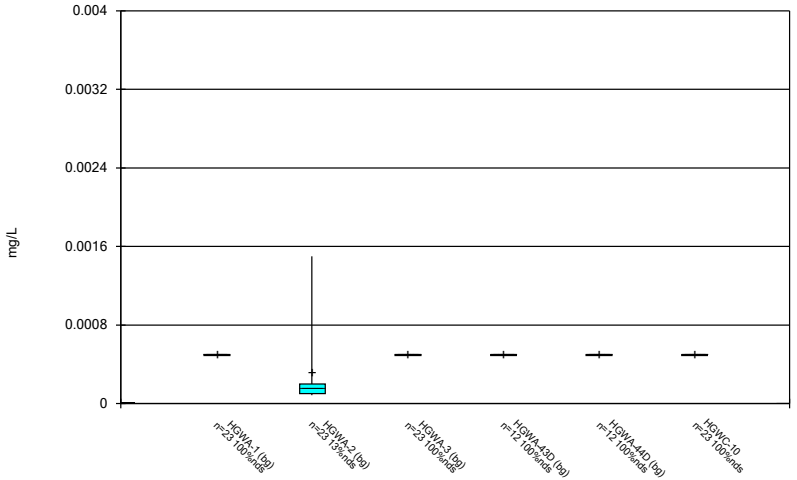

Constituent: Beryllium Analysis Run 8/5/2024 9:57 AM

Plant Hammond Client: Southern Company Data: Hammond AP-1

Sanitas™ v.10.0.20 Software licensed to Groundwater Stats Consulting. UG

Box & Whiskers Plot

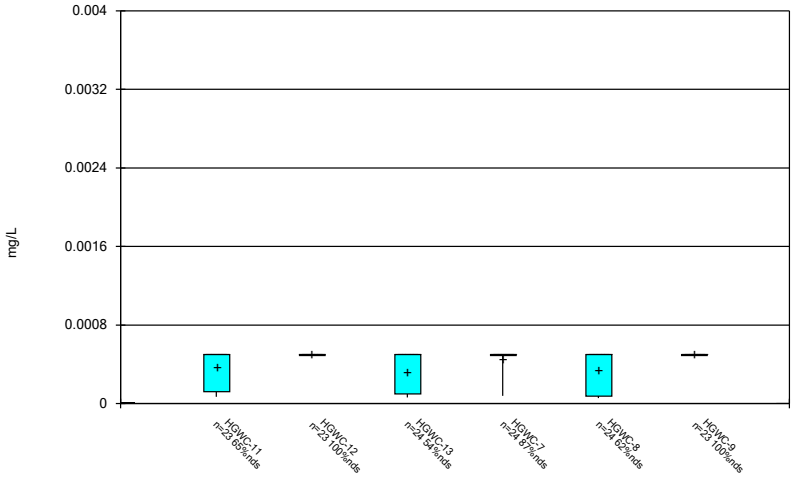

Constituent: Beryllium Analysis Run 8/5/2024 9:57 AM

Plant Hammond Client: Southern Company Data: Hammond AP-1

Sanitas™ v.10.0.20 Software licensed to Groundwater Stats Consulting. UG

Box & Whiskers Plot

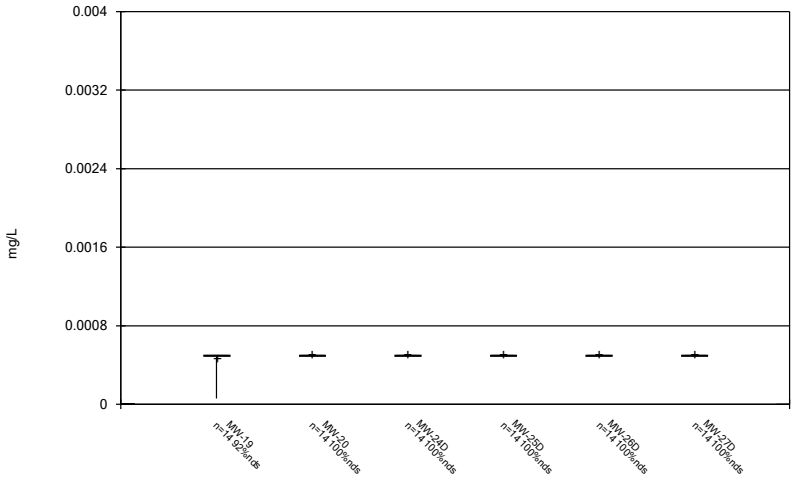

Constituent: Beryllium Analysis Run 8/5/2024 9:57 AM

Plant Hammond Client: Southern Company Data: Hammond AP-1

Sanitas™ v.10.0.20 Software licensed to Groundwater Stats Consulting. UG

Box & Whiskers Plot

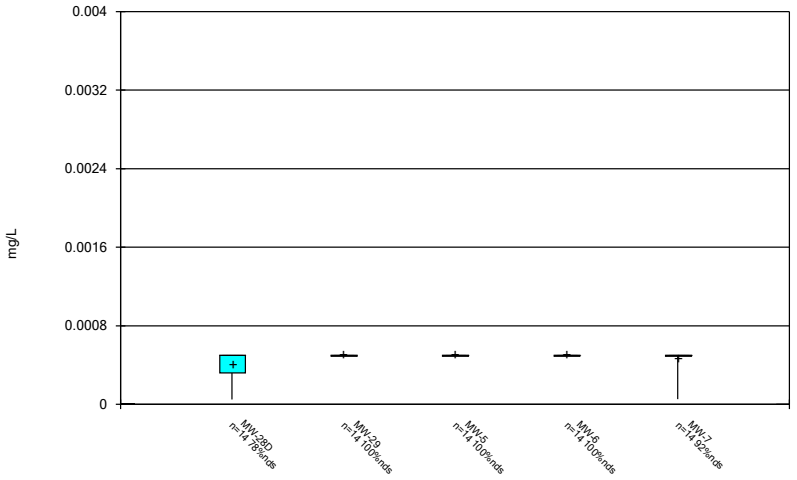

Constituent: Beryllium Analysis Run 8/5/2024 9:57 AM

Plant Hammond Client: Southern Company Data: Hammond AP-1

Sanitas™ v.10.0.20 Software licensed to Groundwater Stats Consulting. UG

Box & Whiskers Plot

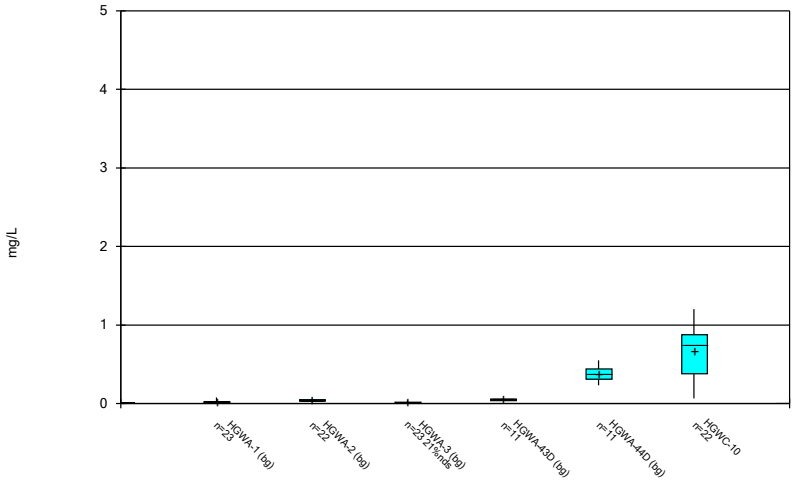

Constituent: Boron Analysis Run 8/5/2024 9:57 AM

Plant Hammond Client: Southern Company Data: Hammond AP-1

Sanitas™ v.10.0.20 Software licensed to Groundwater Stats Consulting. UG

Box & Whiskers Plot

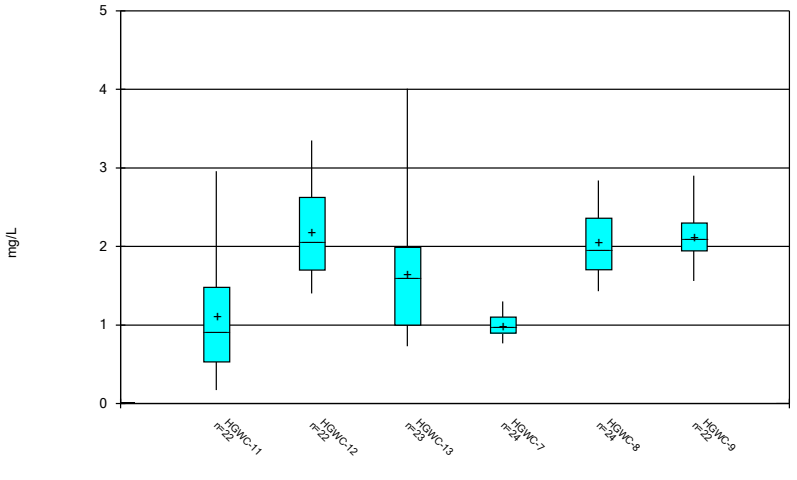

Constituent: Boron Analysis Run 8/5/2024 9:57 AM

Plant Hammond Client: Southern Company Data: Hammond AP-1

Sanitas™ v.10.0.20 Software licensed to Groundwater Stats Consulting. UG

Box & Whiskers Plot

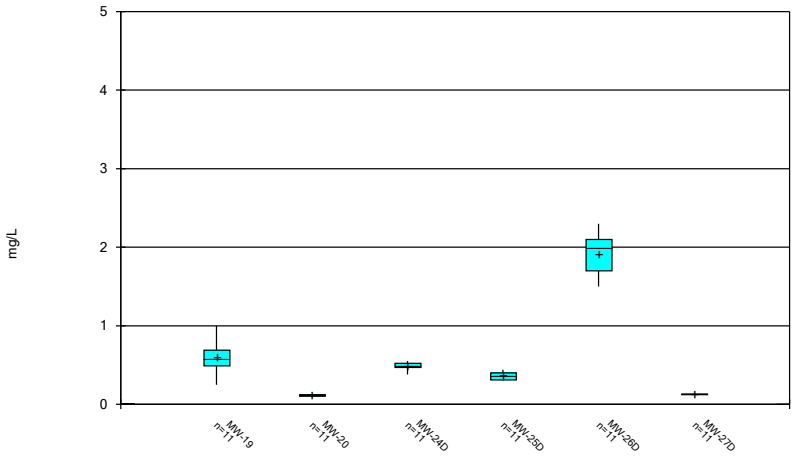

Constituent: Boron Analysis Run 8/5/2024 9:57 AM

Plant Hammond Client: Southern Company Data: Hammond AP-1

Sanitas™ v.10.0.20 Software licensed to Groundwater Stats Consulting. UG

Box & Whiskers Plot

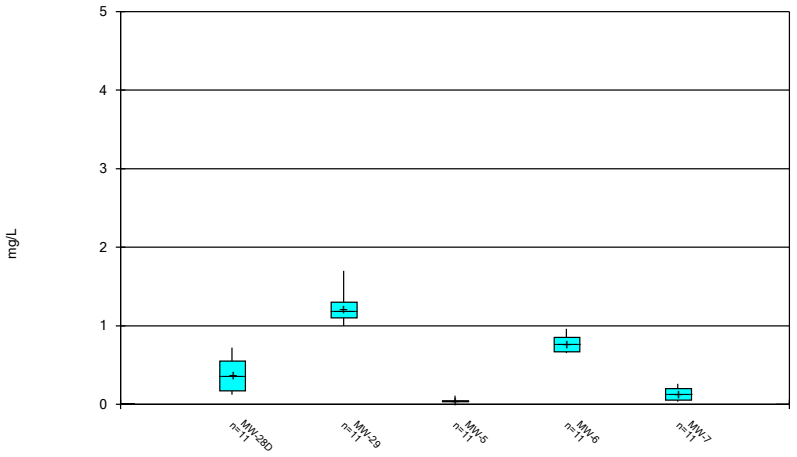

Constituent: Boron Analysis Run 8/5/2024 9:57 AM

Plant Hammond Client: Southern Company Data: Hammond AP-1

Sanitas™ v.10.0.20 Software licensed to Groundwater Stats Consulting. UG

Box & Whiskers Plot

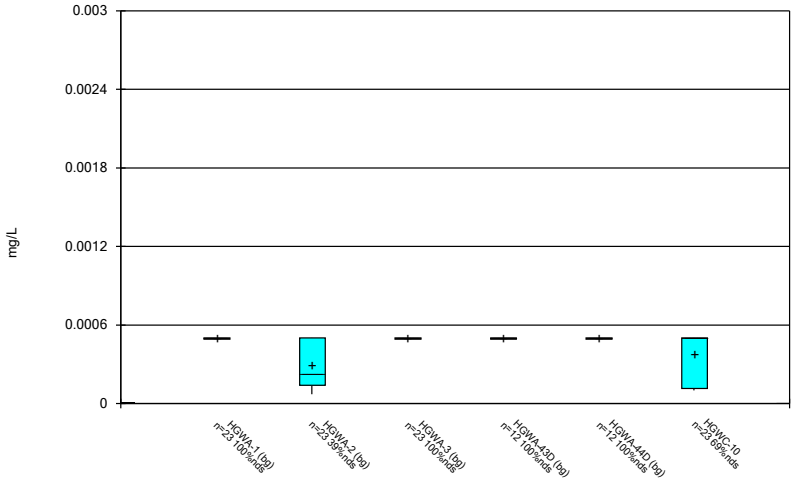

Constituent: Cadmium Analysis Run 8/5/2024 9:57 AM

Plant Hammond Client: Southern Company Data: Hammond AP-1

Sanitas™ v.10.0.20 Software licensed to Groundwater Stats Consulting. UG

Box & Whiskers Plot

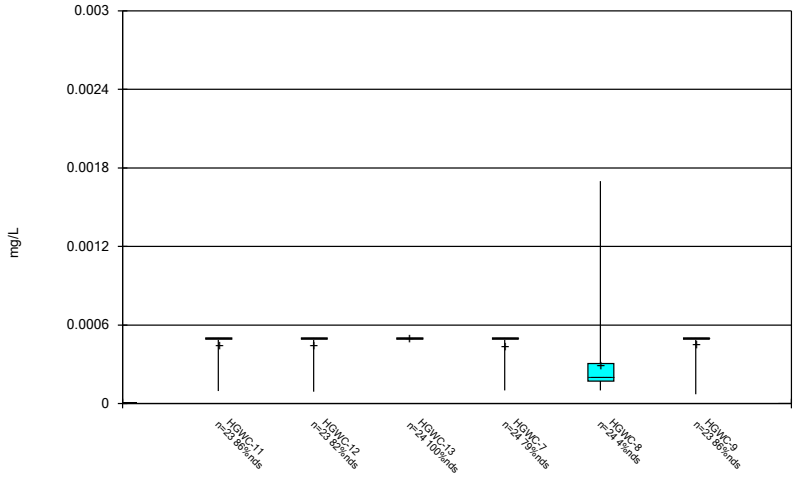

Constituent: Cadmium Analysis Run 8/5/2024 9:57 AM

Plant Hammond Client: Southern Company Data: Hammond AP-1

Sanitas™ v.10.0.20 Software licensed to Groundwater Stats Consulting. UG

Box & Whiskers Plot

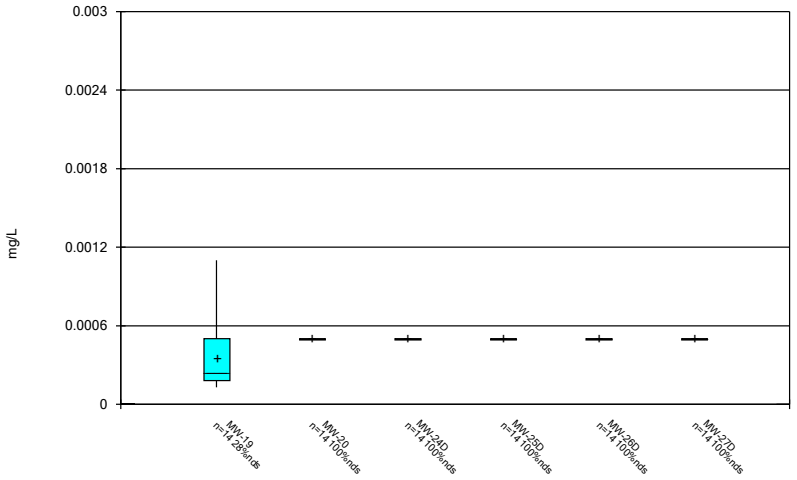

Constituent: Cadmium Analysis Run 8/5/2024 9:57 AM

Plant Hammond Client: Southern Company Data: Hammond AP-1

Sanitas™ v.10.0.20 Software licensed to Groundwater Stats Consulting. UG

Box & Whiskers Plot

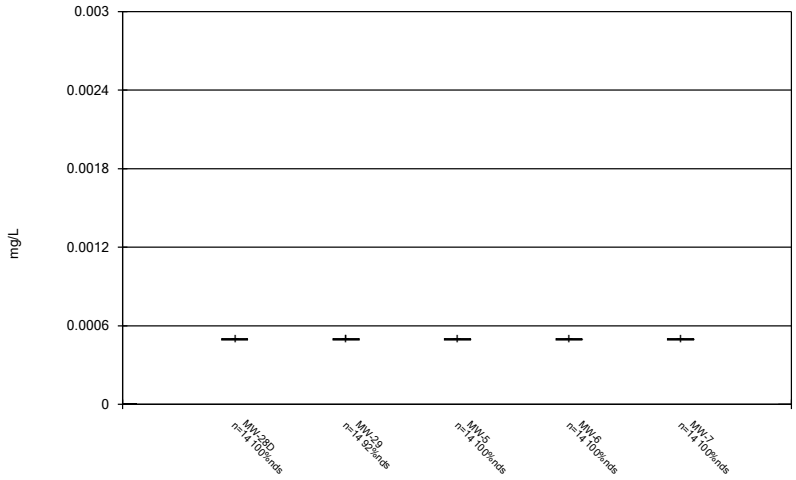

Constituent: Cadmium Analysis Run 8/5/2024 9:57 AM

Plant Hammond Client: Southern Company Data: Hammond AP-1

Sanitas™ v.10.0.20 Software licensed to Groundwater Stats Consulting. UG

Box & Whiskers Plot

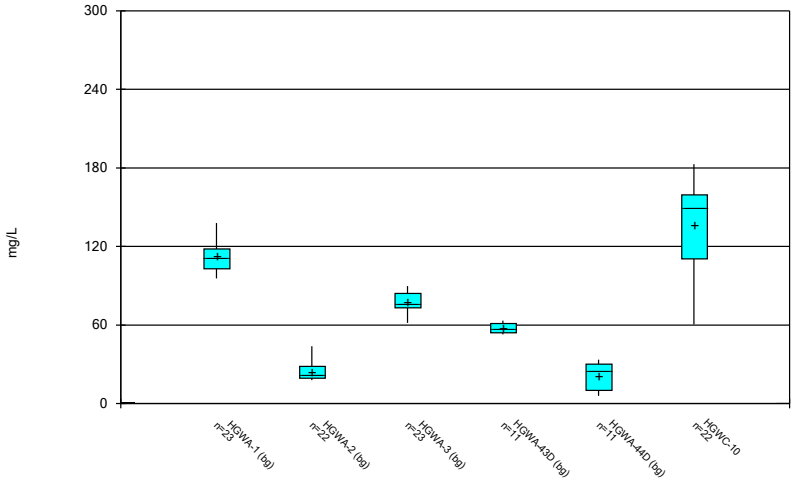

Constituent: Calcium Analysis Run 8/5/2024 9:57 AM

Plant Hammond Client: Southern Company Data: Hammond AP-1

Sanitas™ v.10.0.20 Software licensed to Groundwater Stats Consulting. UG

Box & Whiskers Plot

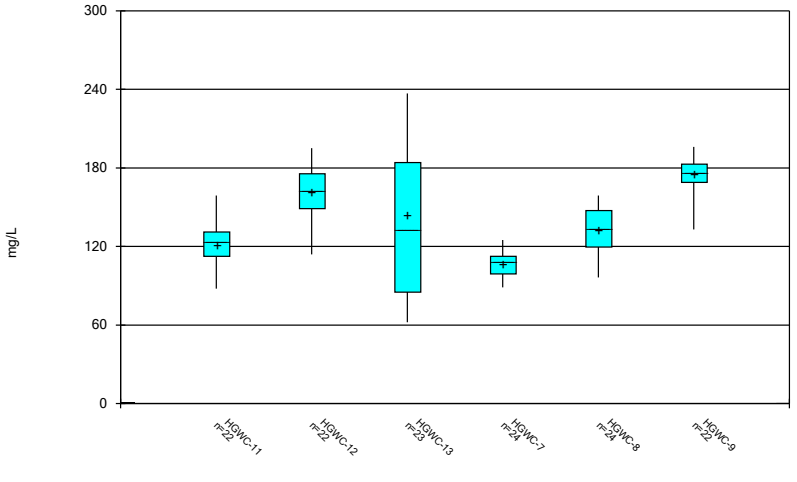

Constituent: Calcium Analysis Run 8/5/2024 9:57 AM

Plant Hammond Client: Southern Company Data: Hammond AP-1

Sanitas™ v.10.0.20 Software licensed to Groundwater Stats Consulting. UG

Box & Whiskers Plot

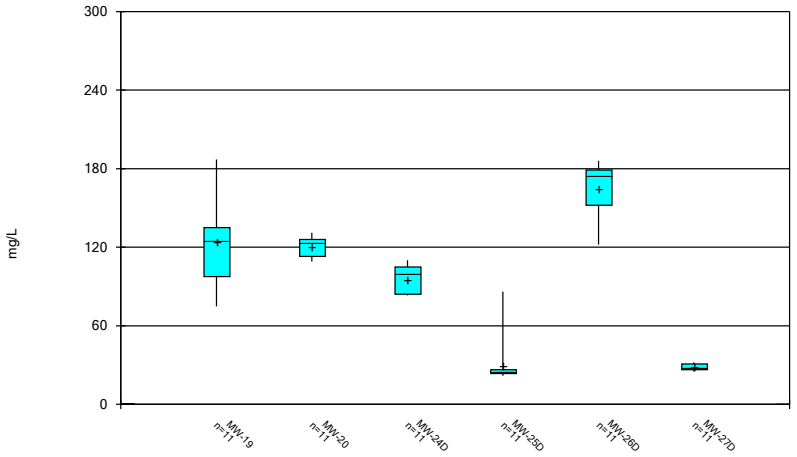

Constituent: Calcium Analysis Run 8/5/2024 9:57 AM

Plant Hammond Client: Southern Company Data: Hammond AP-1

Sanitas™ v.10.0.20 Software licensed to Groundwater Stats Consulting. UG

Box & Whiskers Plot

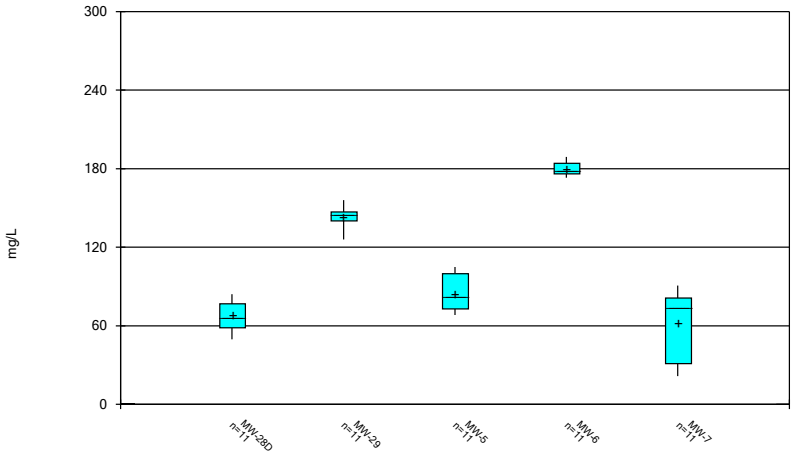

Constituent: Calcium Analysis Run 8/5/2024 9:57 AM

Plant Hammond Client: Southern Company Data: Hammond AP-1

Sanitas™ v.10.0.20 Software licensed to Groundwater Stats Consulting. UG

Box & Whiskers Plot

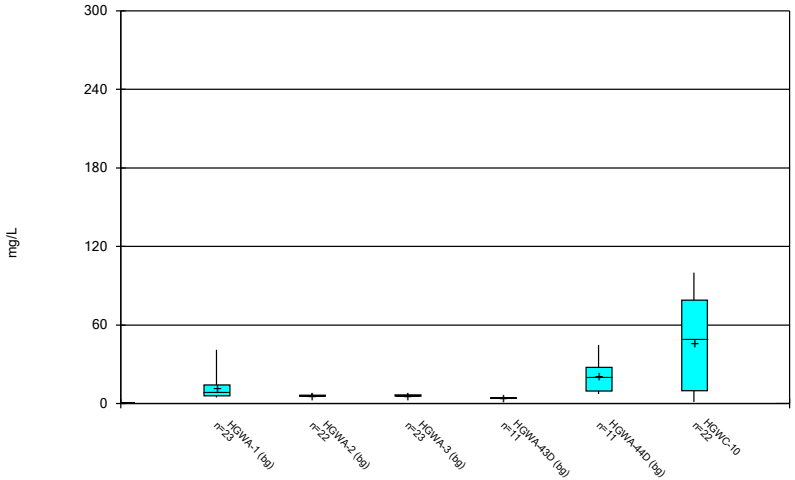

Constituent: Chloride Analysis Run 8/5/2024 9:57 AM

Plant Hammond Client: Southern Company Data: Hammond AP-1

Sanitas™ v.10.0.20 Software licensed to Groundwater Stats Consulting. UG

Box & Whiskers Plot

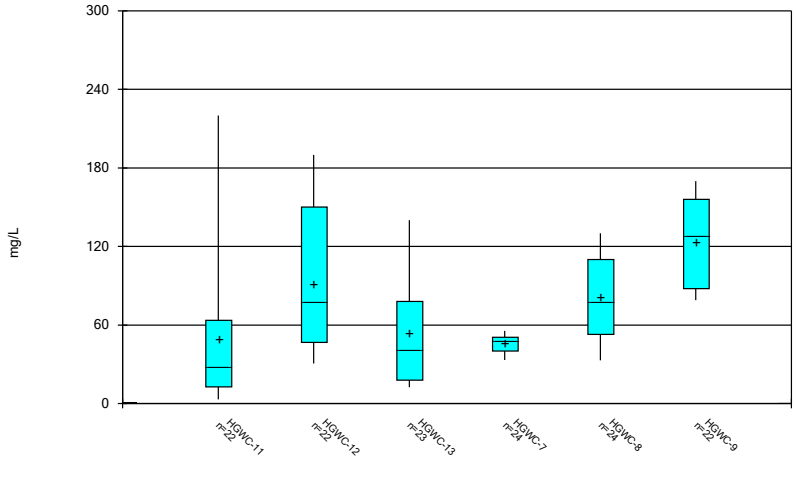

Constituent: Chloride Analysis Run 8/5/2024 9:57 AM

Plant Hammond Client: Southern Company Data: Hammond AP-1

Sanitas™ v.10.0.20 Software licensed to Groundwater Stats Consulting. UG

Box & Whiskers Plot

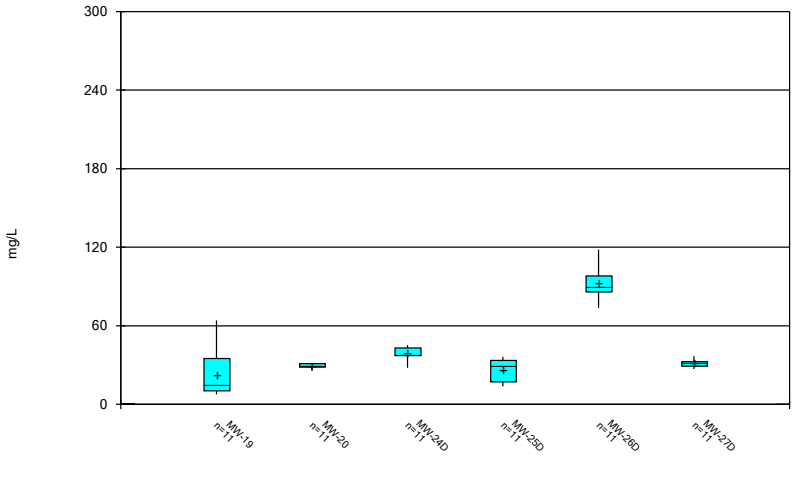

Constituent: Chloride Analysis Run 8/5/2024 9:57 AM

Plant Hammond Client: Southern Company Data: Hammond AP-1

Sanitas™ v.10.0.20 Software licensed to Groundwater Stats Consulting. UG

Box & Whiskers Plot

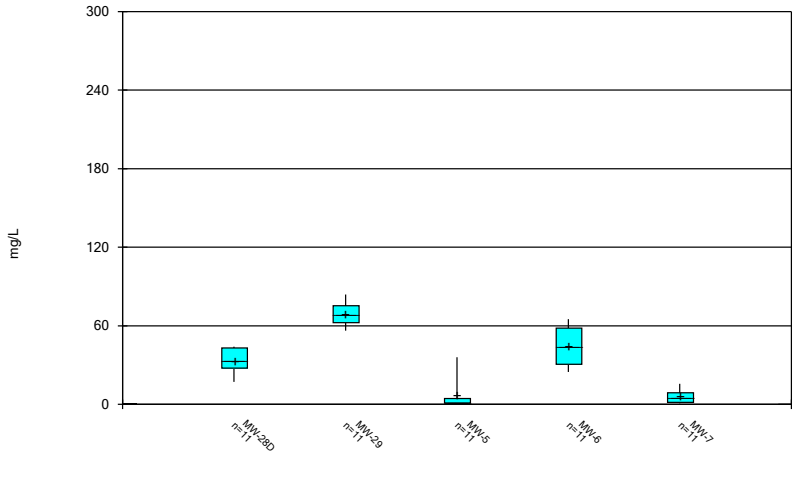

Constituent: Chloride Analysis Run 8/5/2024 9:57 AM

Plant Hammond Client: Southern Company Data: Hammond AP-1

Sanitas™ v.10.0.20 Software licensed to Groundwater Stats Consulting. UG

Box & Whiskers Plot

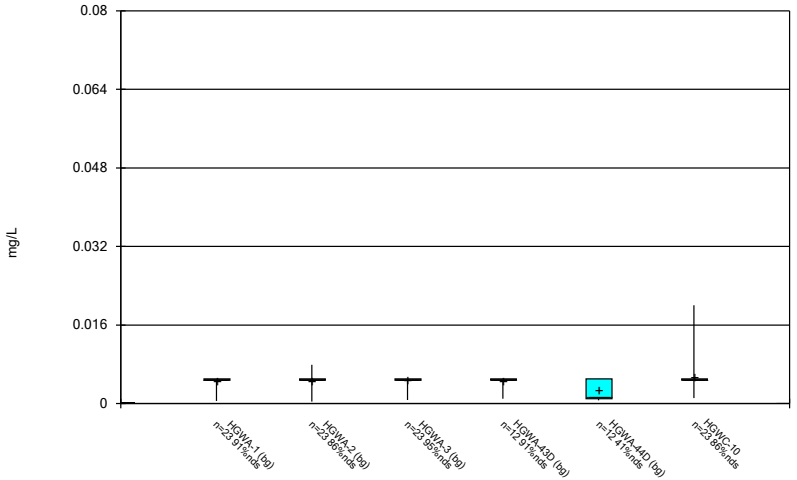

Constituent: Chromium Analysis Run 8/5/2024 9:57 AM

Plant Hammond Client: Southern Company Data: Hammond AP-1

Sanitas™ v.10.0.20 Software licensed to Groundwater Stats Consulting. UG

Box & Whiskers Plot

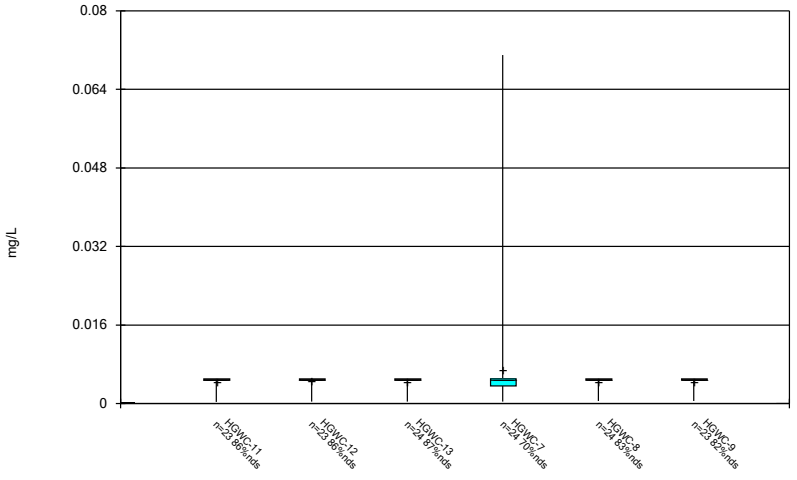

Constituent: Chromium Analysis Run 8/5/2024 9:57 AM

Plant Hammond Client: Southern Company Data: Hammond AP-1

Sanitas™ v.10.0.20 Software licensed to Groundwater Stats Consulting. UG

Box & Whiskers Plot

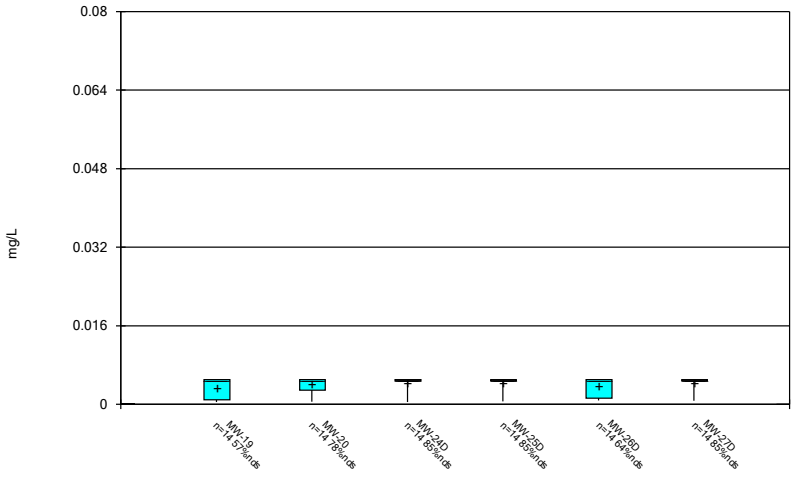

Constituent: Chromium Analysis Run 8/5/2024 9:57 AM

Plant Hammond Client: Southern Company Data: Hammond AP-1

Sanitas™ v.10.0.20 Software licensed to Groundwater Stats Consulting. UG

Box & Whiskers Plot

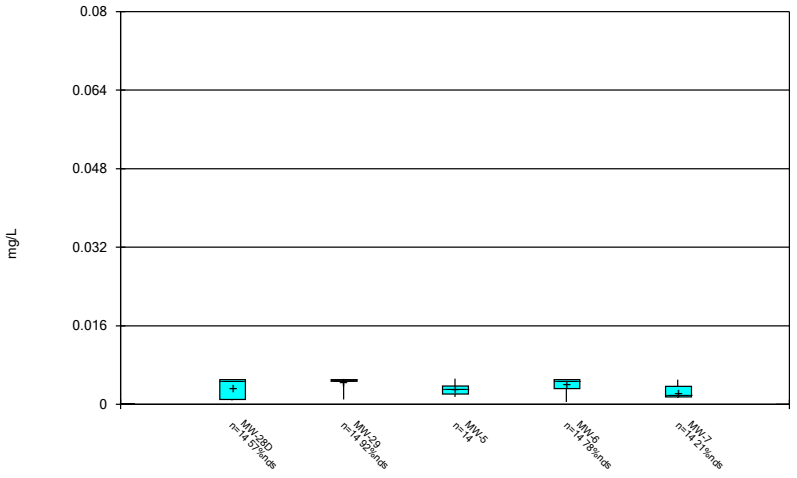

Constituent: Chromium Analysis Run 8/5/2024 9:57 AM

Plant Hammond Client: Southern Company Data: Hammond AP-1

Sanitas™ v.10.0.20 Software licensed to Groundwater Stats Consulting. UG

Box & Whiskers Plot

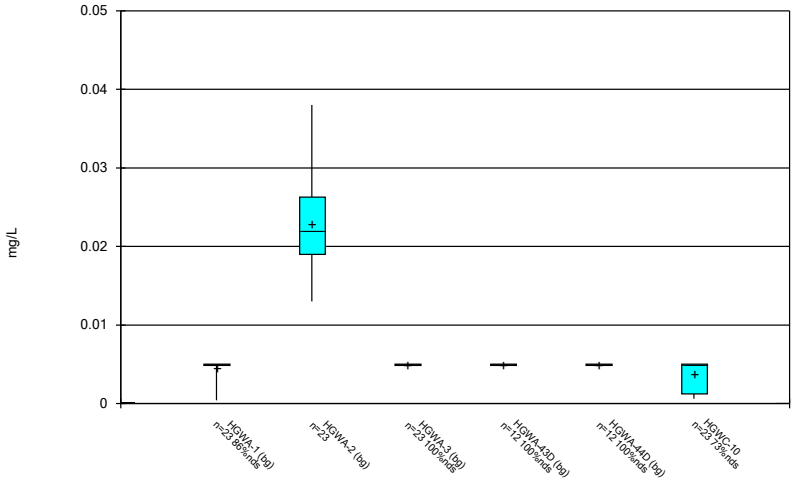

Constituent: Cobalt Analysis Run 8/5/2024 9:57 AM

Plant Hammond Client: Southern Company Data: Hammond AP-1

Sanitas™ v.10.0.20 Software licensed to Groundwater Stats Consulting. UG

Box & Whiskers Plot

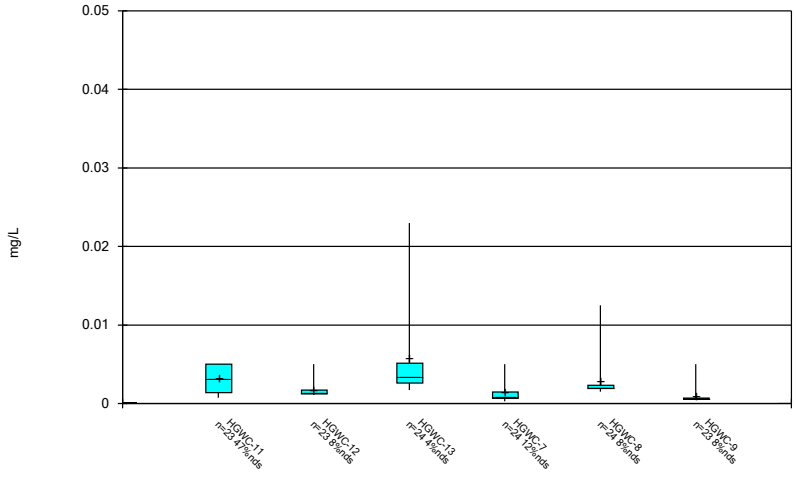

Constituent: Cobalt Analysis Run 8/5/2024 9:57 AM

Plant Hammond Client: Southern Company Data: Hammond AP-1

Sanitas™ v.10.0.20 Software licensed to Groundwater Stats Consulting. UG

Box & Whiskers Plot

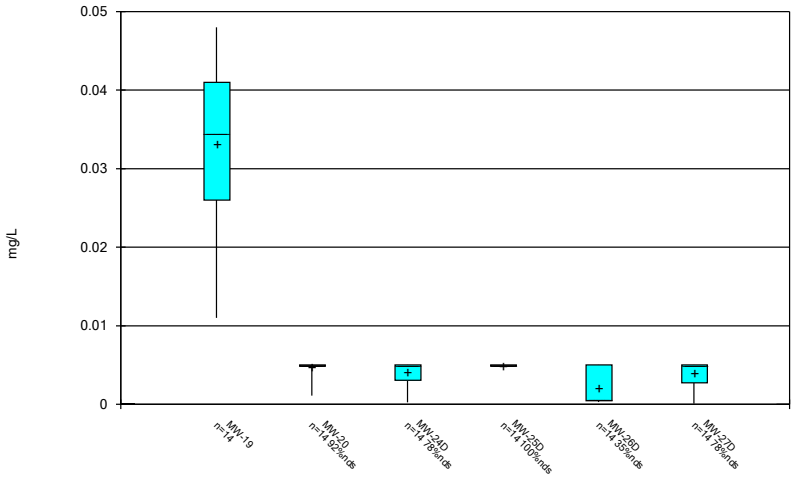

Constituent: Cobalt Analysis Run 8/5/2024 9:57 AM

Plant Hammond Client: Southern Company Data: Hammond AP-1

Sanitas™ v.10.0.20 Software licensed to Groundwater Stats Consulting. UG

Box & Whiskers Plot

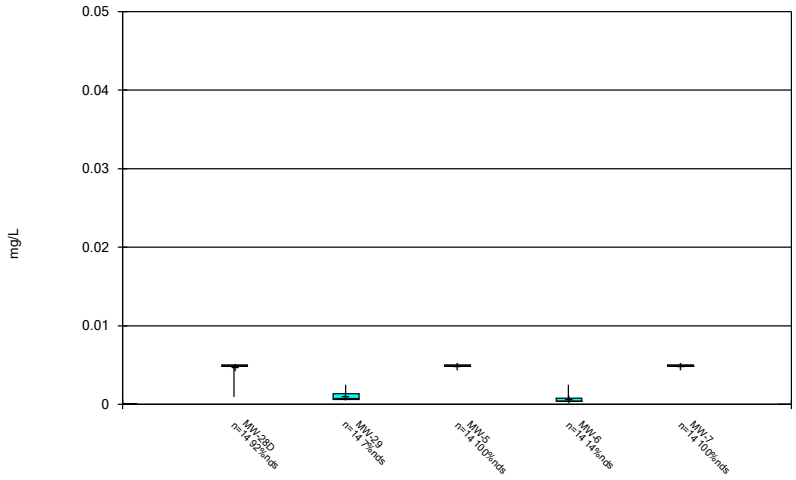

Constituent: Cobalt Analysis Run 8/5/2024 9:57 AM

Plant Hammond Client: Southern Company Data: Hammond AP-1

Sanitas™ v.10.0.20 Software licensed to Groundwater Stats Consulting. UG

Box & Whiskers Plot

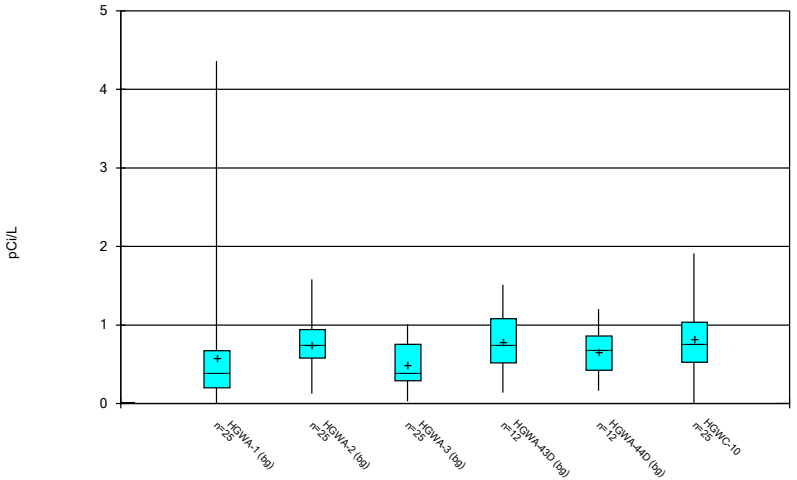

Constituent: Combined Radium 226 + 228 Analysis Run 8/5/2024 9:57 AM
Plant Hammond Client: Southern Company Data: Hammond AP-1

Sanitas™ v.10.0.20 Software licensed to Groundwater Stats Consulting. UG

Box & Whiskers Plot

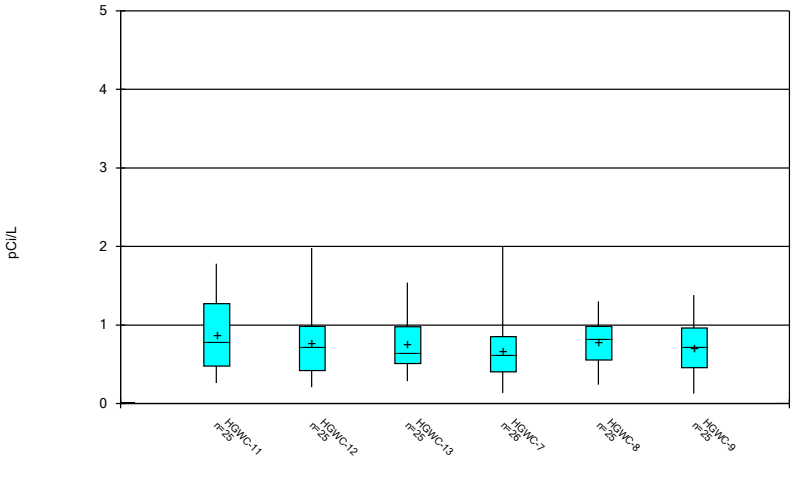

Constituent: Combined Radium 226 + 228 Analysis Run 8/5/2024 9:57 AM
Plant Hammond Client: Southern Company Data: Hammond AP-1

Sanitas™ v.10.0.20 Software licensed to Groundwater Stats Consulting. UG

Box & Whiskers Plot

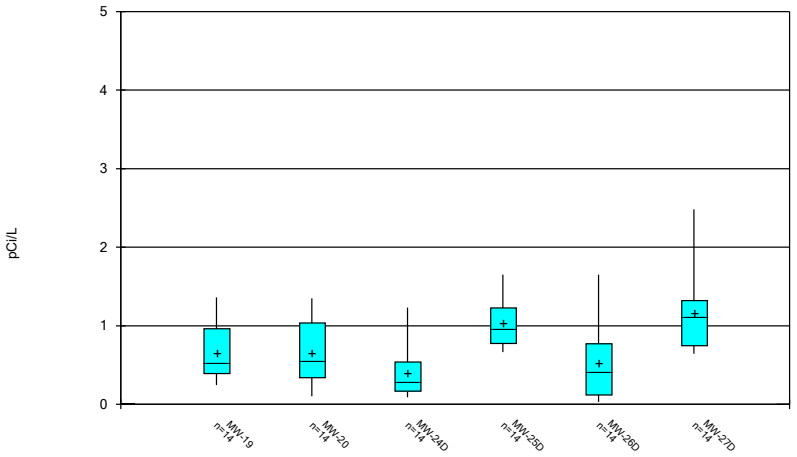

Constituent: Combined Radium 226 + 228 Analysis Run 8/5/2024 9:57 AM
Plant Hammond Client: Southern Company Data: Hammond AP-1

Sanitas™ v.10.0.20 Software licensed to Groundwater Stats Consulting. UG

Box & Whiskers Plot

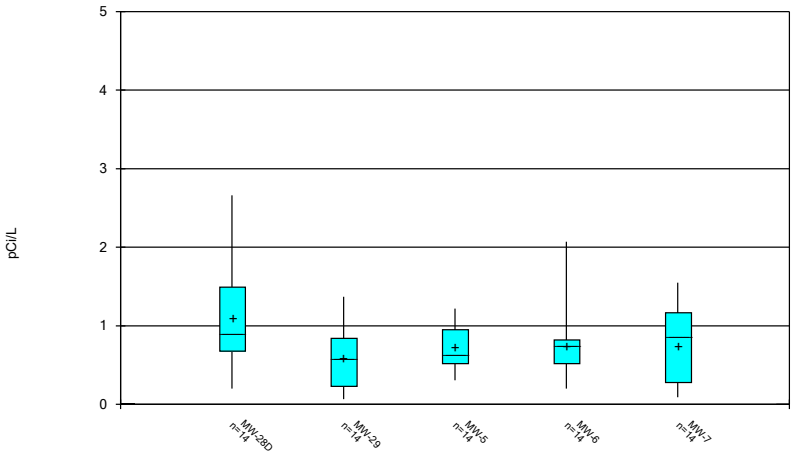

Constituent: Combined Radium 226 + 228 Analysis Run 8/5/2024 9:57 AM
Plant Hammond Client: Southern Company Data: Hammond AP-1

Sanitas™ v.10.0.20 Software licensed to Groundwater Stats Consulting. UG

Box & Whiskers Plot

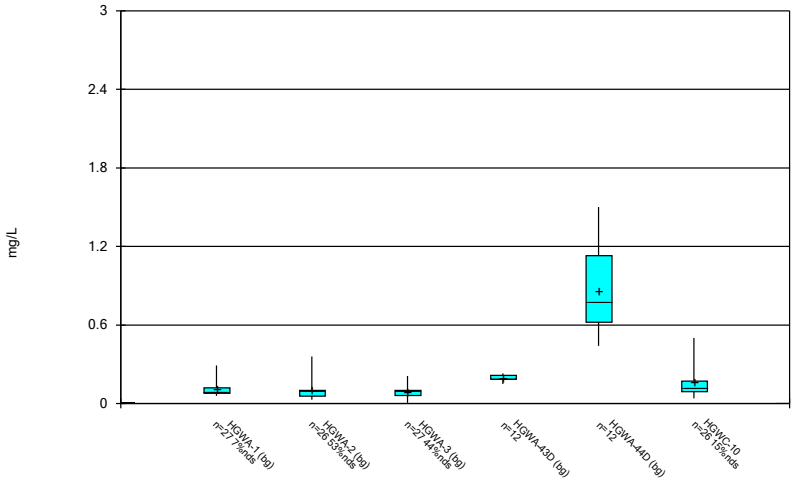

Constituent: Fluoride Analysis Run 8/5/2024 9:57 AM

Plant Hammond Client: Southern Company Data: Hammond AP-1

Sanitas™ v.10.0.20 Software licensed to Groundwater Stats Consulting. UG

Box & Whiskers Plot

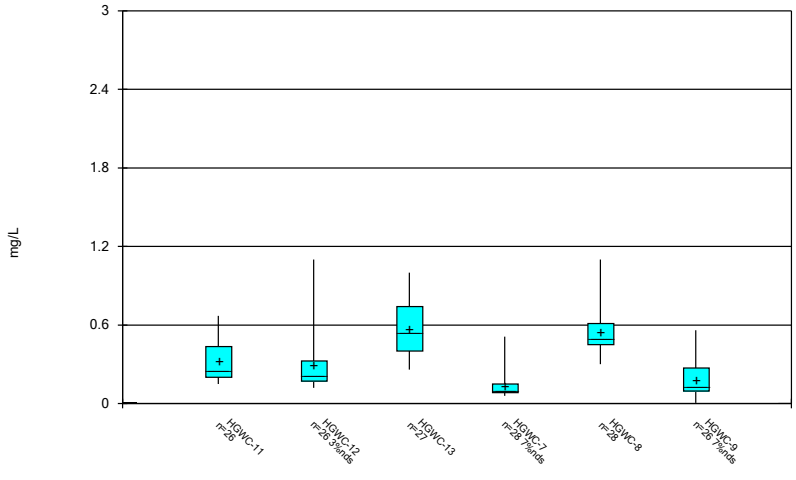

Constituent: Fluoride Analysis Run 8/5/2024 9:57 AM

Plant Hammond Client: Southern Company Data: Hammond AP-1

Sanitas™ v.10.0.20 Software licensed to Groundwater Stats Consulting. UG

Box & Whiskers Plot

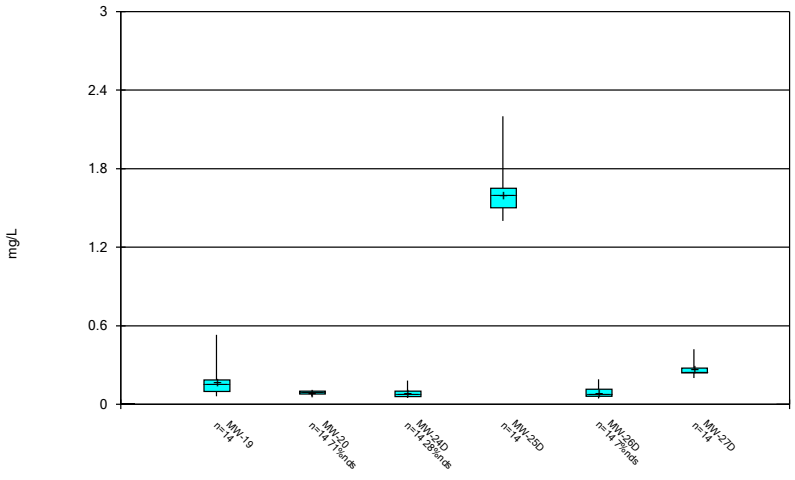

Constituent: Fluoride Analysis Run 8/5/2024 9:57 AM

Plant Hammond Client: Southern Company Data: Hammond AP-1

Sanitas™ v.10.0.20 Software licensed to Groundwater Stats Consulting. UG

Box & Whiskers Plot

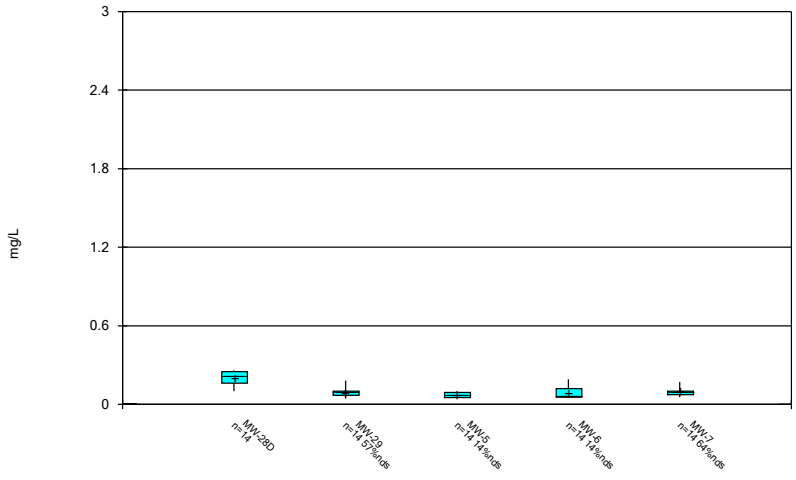

Constituent: Fluoride Analysis Run 8/5/2024 9:57 AM

Plant Hammond Client: Southern Company Data: Hammond AP-1

Sanitas™ v.10.0.20 Software licensed to Groundwater Stats Consulting. UG

Box & Whiskers Plot

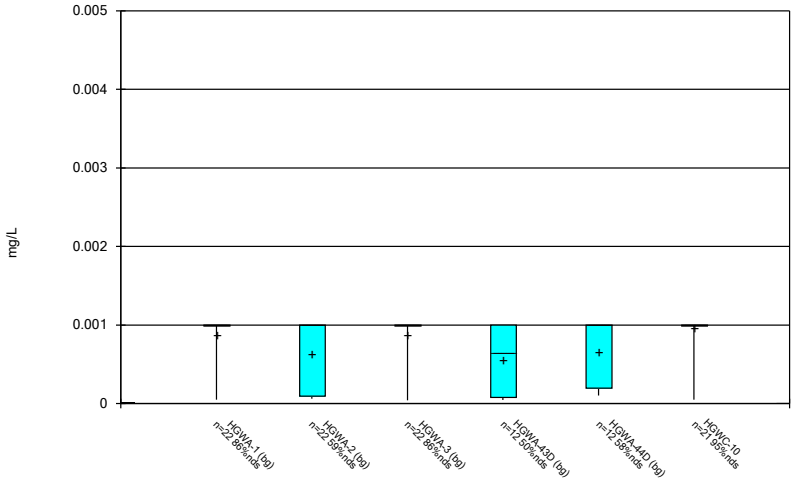

Constituent: Lead Analysis Run 8/5/2024 9:57 AM

Plant Hammond Client: Southern Company Data: Hammond AP-1

Sanitas™ v.10.0.20 Software licensed to Groundwater Stats Consulting. UG

Box & Whiskers Plot

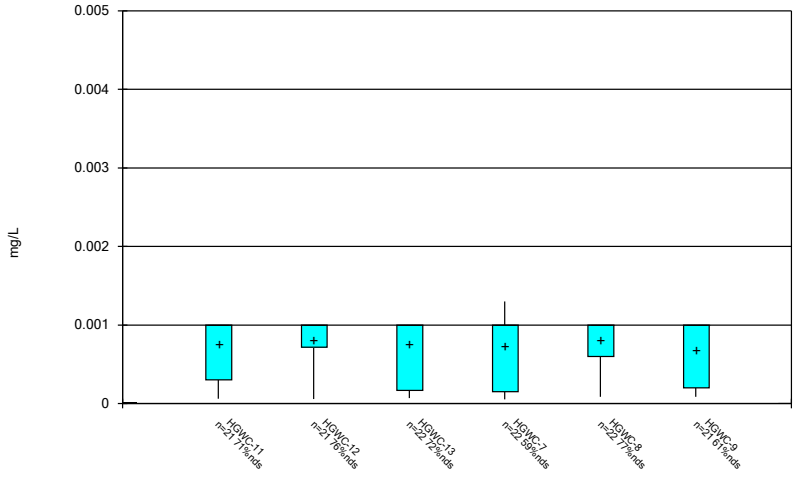

Constituent: Lead Analysis Run 8/5/2024 9:57 AM

Plant Hammond Client: Southern Company Data: Hammond AP-1

Sanitas™ v.10.0.20 Software licensed to Groundwater Stats Consulting. UG

Box & Whiskers Plot

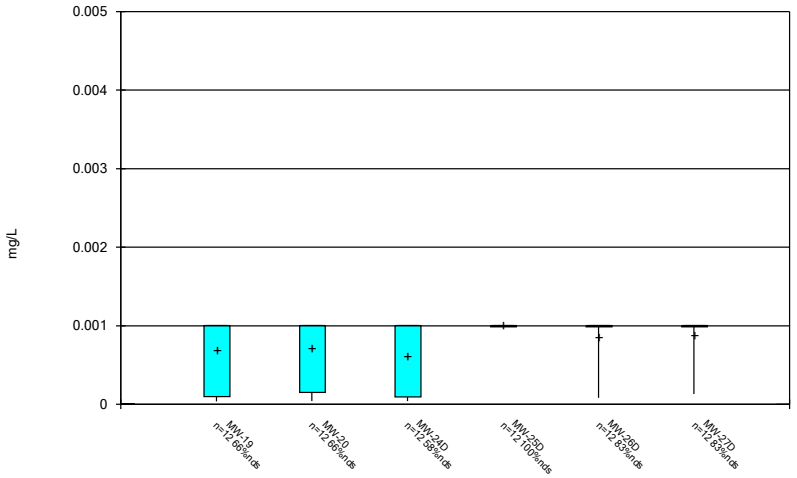

Constituent: Lead Analysis Run 8/5/2024 9:57 AM

Plant Hammond Client: Southern Company Data: Hammond AP-1

Sanitas™ v.10.0.20 Software licensed to Groundwater Stats Consulting. UG

Box & Whiskers Plot

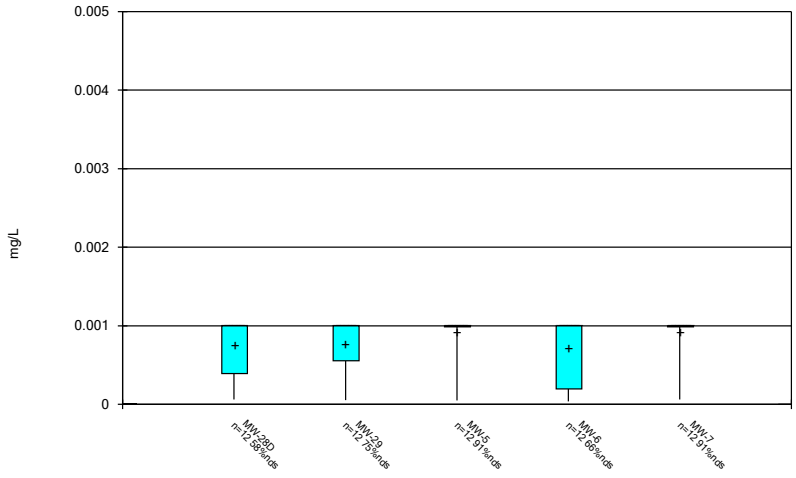

Constituent: Lead Analysis Run 8/5/2024 9:57 AM

Plant Hammond Client: Southern Company Data: Hammond AP-1

Sanitas™ v.10.0.20 Software licensed to Groundwater Stats Consulting. UG

Box & Whiskers Plot

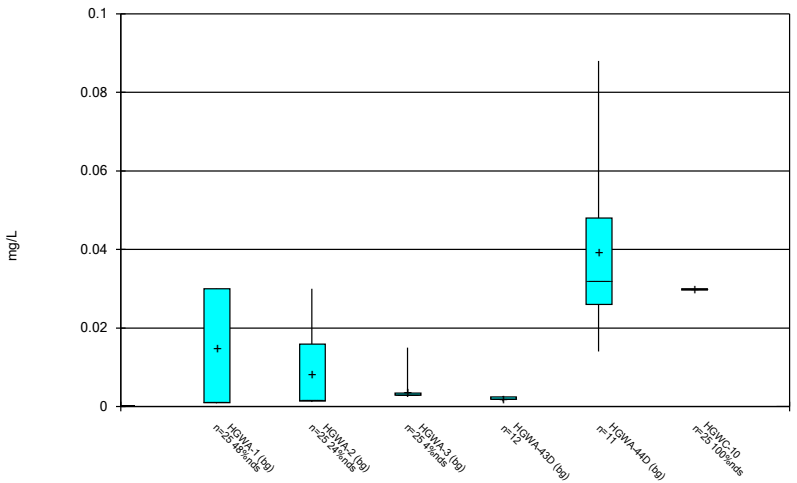

Constituent: Lithium Analysis Run 8/5/2024 9:57 AM

Plant Hammond Client: Southern Company Data: Hammond AP-1

Sanitas™ v.10.0.20 Software licensed to Groundwater Stats Consulting. UG

Box & Whiskers Plot

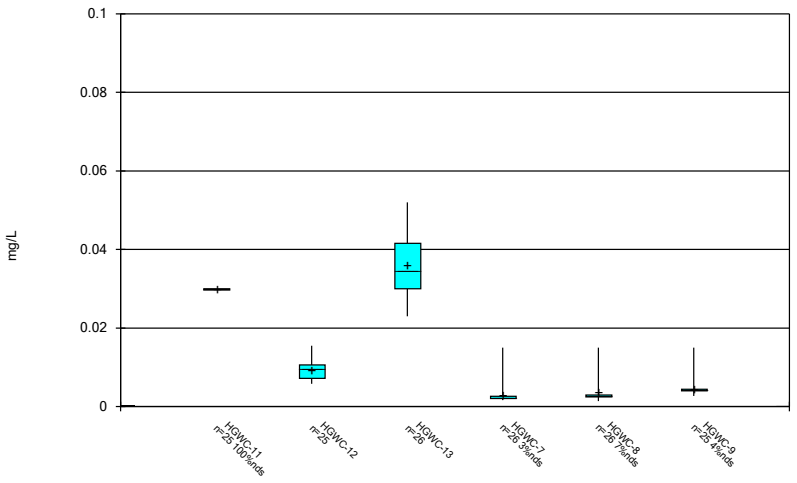

Constituent: Lithium Analysis Run 8/5/2024 9:57 AM

Plant Hammond Client: Southern Company Data: Hammond AP-1

Sanitas™ v.10.0.20 Software licensed to Groundwater Stats Consulting. UG

Box & Whiskers Plot

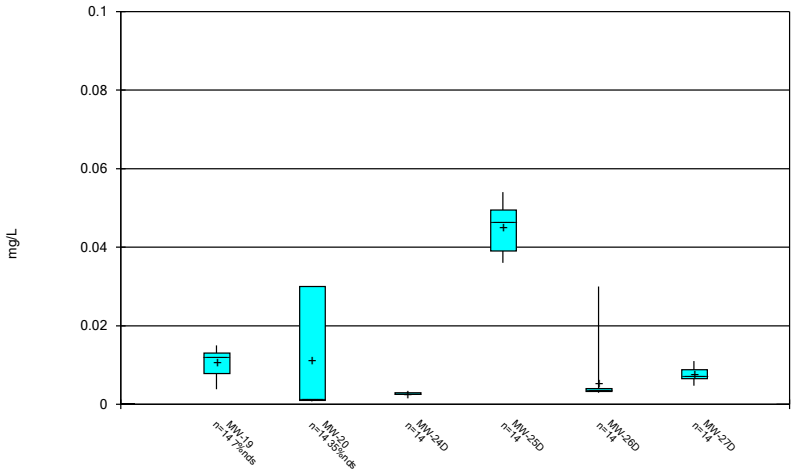

Constituent: Lithium Analysis Run 8/5/2024 9:57 AM

Plant Hammond Client: Southern Company Data: Hammond AP-1

Sanitas™ v.10.0.20 Software licensed to Groundwater Stats Consulting. UG

Box & Whiskers Plot

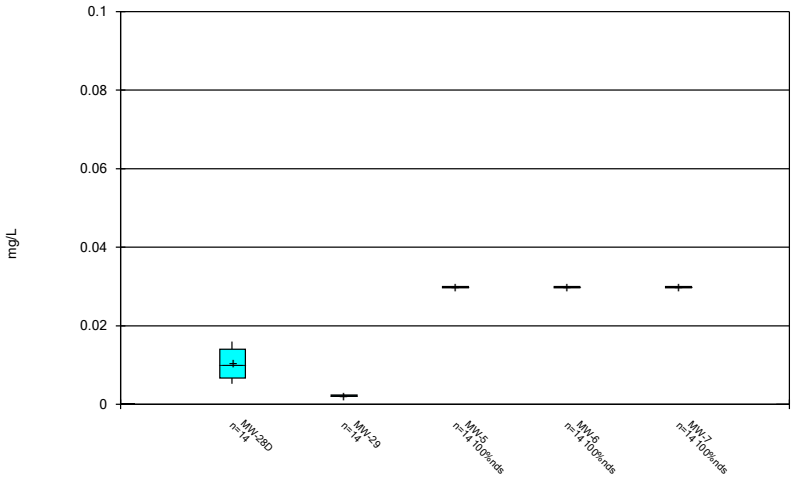

Constituent: Lithium Analysis Run 8/5/2024 9:57 AM

Plant Hammond Client: Southern Company Data: Hammond AP-1

Sanitas™ v.10.0.20 Software licensed to Groundwater Stats Consulting. UG

Box & Whiskers Plot

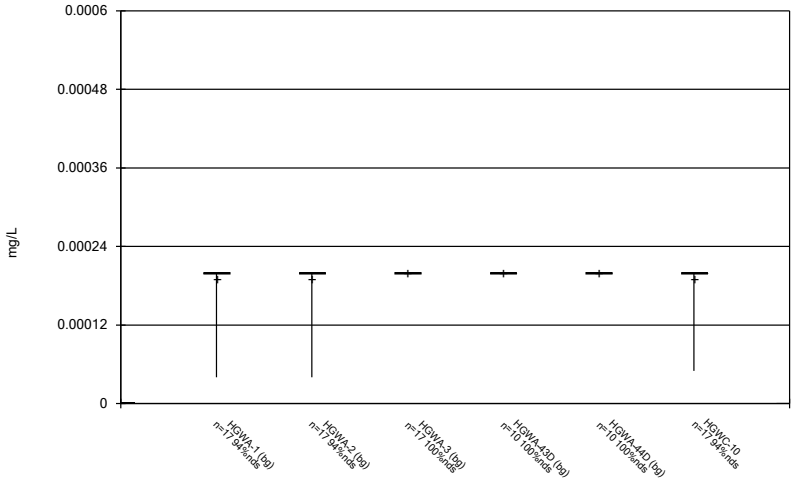

Constituent: Mercury Analysis Run 8/5/2024 9:57 AM

Plant Hammond Client: Southern Company Data: Hammond AP-1

Sanitas™ v.10.0.20 Software licensed to Groundwater Stats Consulting. UG

Box & Whiskers Plot

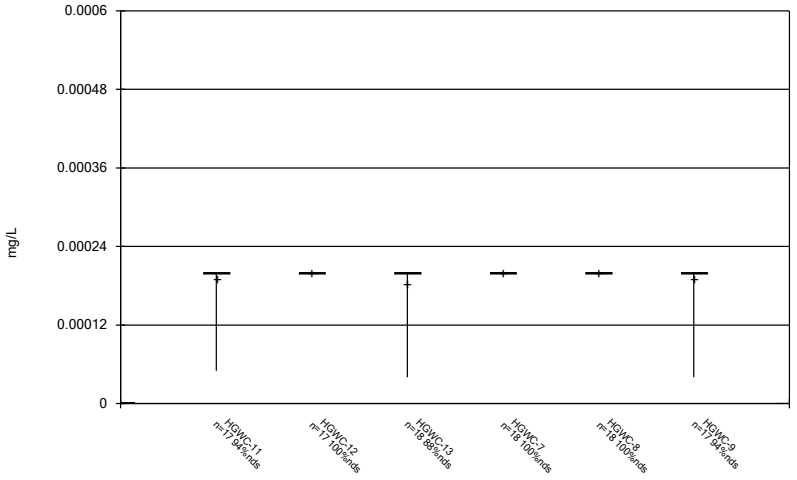

Constituent: Mercury Analysis Run 8/5/2024 9:57 AM

Plant Hammond Client: Southern Company Data: Hammond AP-1

Sanitas™ v.10.0.20 Software licensed to Groundwater Stats Consulting. UG

Box & Whiskers Plot

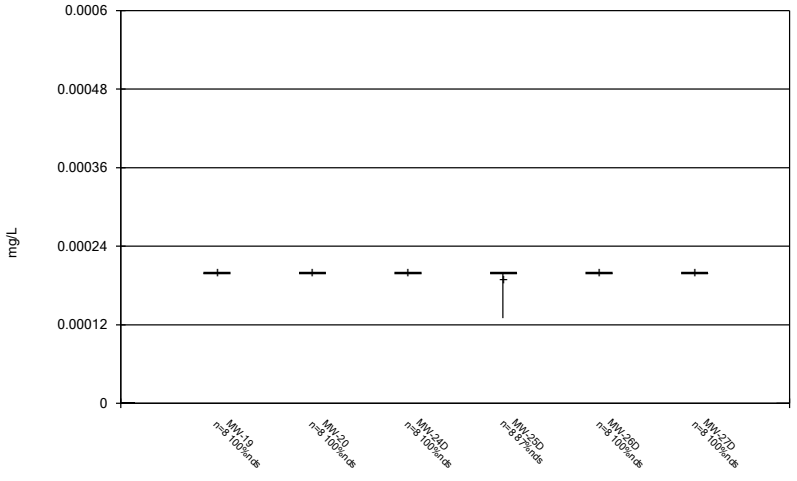

Constituent: Mercury Analysis Run 8/5/2024 9:57 AM

Plant Hammond Client: Southern Company Data: Hammond AP-1

Sanitas™ v.10.0.20 Software licensed to Groundwater Stats Consulting. UG

Box & Whiskers Plot

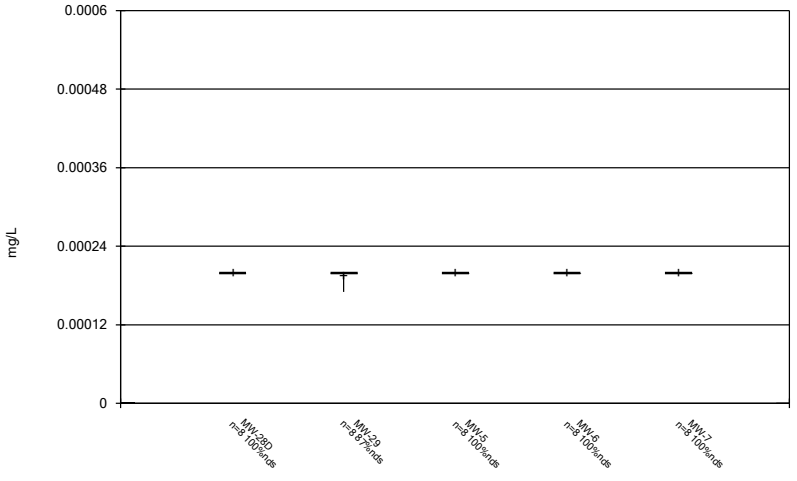

Constituent: Mercury Analysis Run 8/5/2024 9:57 AM

Plant Hammond Client: Southern Company Data: Hammond AP-1

Sanitas™ v.10.0.20 Software licensed to Groundwater Stats Consulting. UG

Box & Whiskers Plot

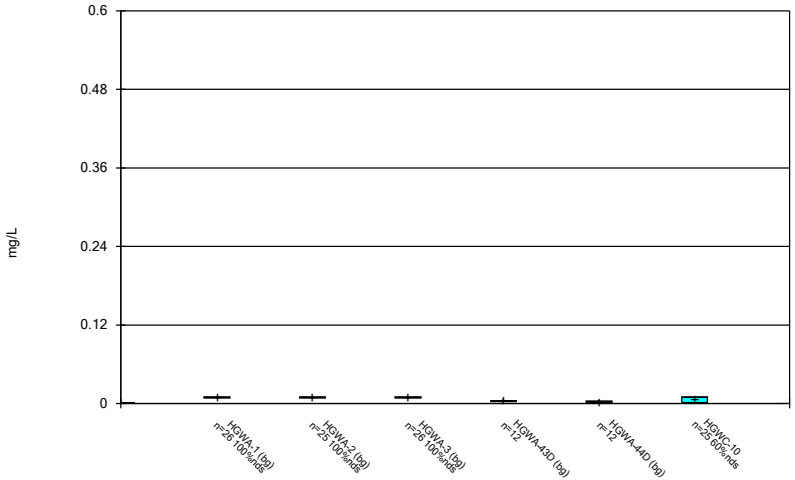

Constituent: Molybdenum Analysis Run 8/5/2024 9:57 AM

Plant Hammond Client: Southern Company Data: Hammond AP-1

Sanitas™ v.10.0.20 Software licensed to Groundwater Stats Consulting. UG

Box & Whiskers Plot

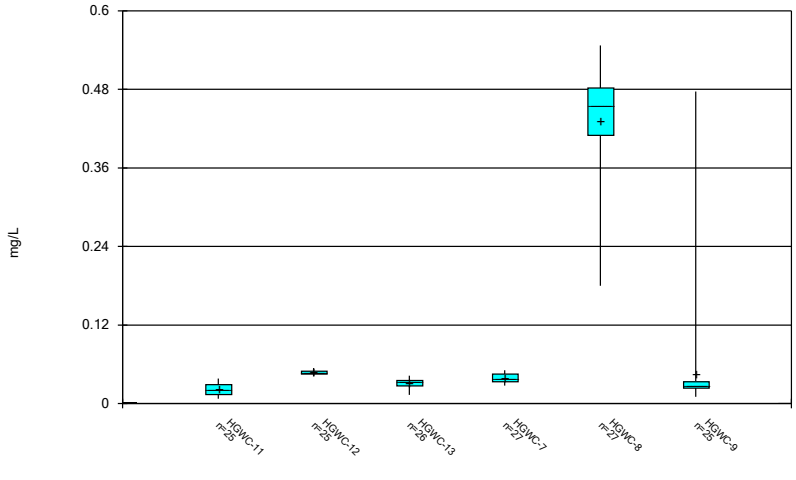

Constituent: Molybdenum Analysis Run 8/5/2024 9:57 AM

Plant Hammond Client: Southern Company Data: Hammond AP-1

Sanitas™ v.10.0.20 Software licensed to Groundwater Stats Consulting. UG

Box & Whiskers Plot

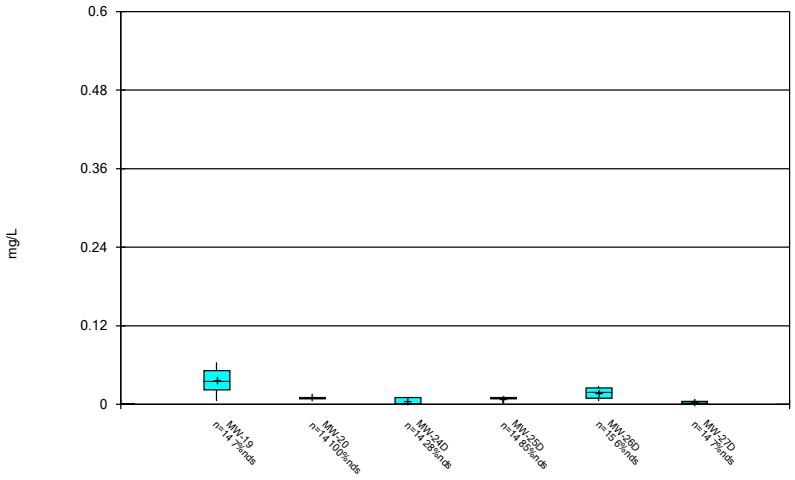

Constituent: Molybdenum Analysis Run 8/5/2024 9:57 AM

Plant Hammond Client: Southern Company Data: Hammond AP-1

Sanitas™ v.10.0.20 Software licensed to Groundwater Stats Consulting. UG

Box & Whiskers Plot

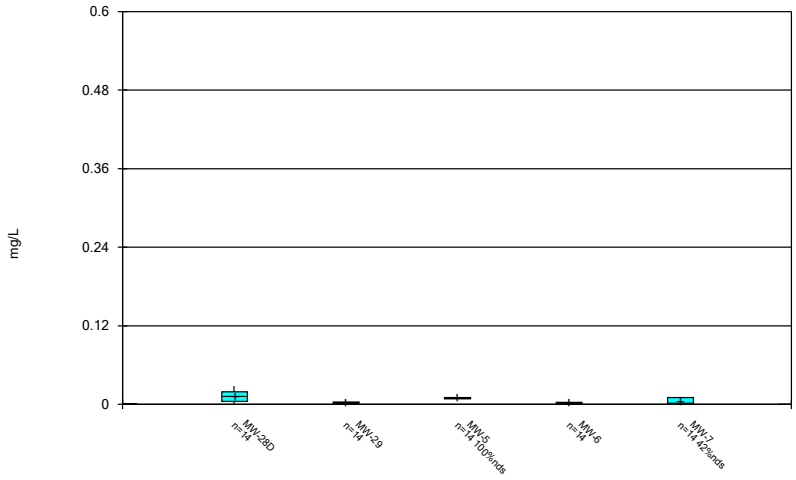

Constituent: Molybdenum Analysis Run 8/5/2024 9:57 AM

Plant Hammond Client: Southern Company Data: Hammond AP-1

Sanitas™ v.10.0.20 Software licensed to Groundwater Stats Consulting. UG

Box & Whiskers Plot

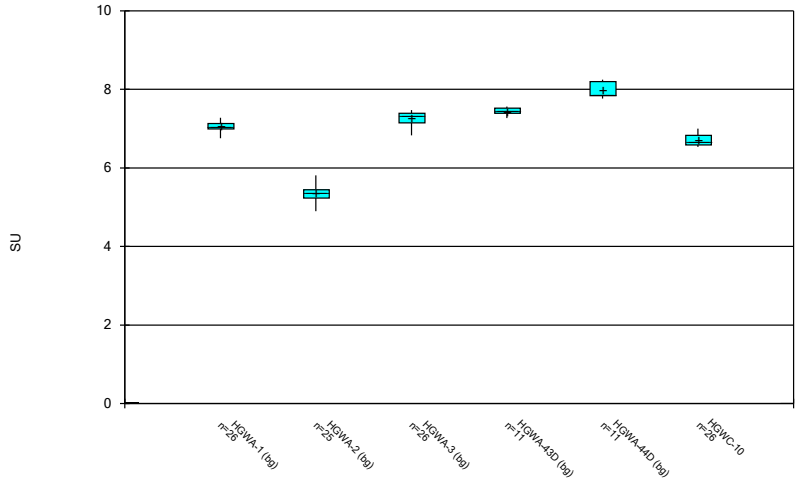

Constituent: pH, Field Analysis Run 8/5/2024 9:57 AM

Plant Hammond Client: Southern Company Data: Hammond AP-1

Sanitas™ v.10.0.20 Software licensed to Groundwater Stats Consulting. UG

Box & Whiskers Plot

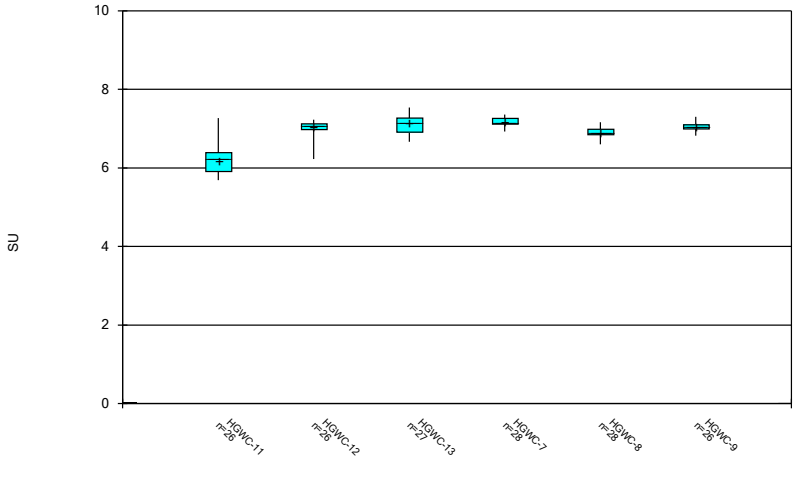

Constituent: pH, Field Analysis Run 8/5/2024 9:57 AM

Plant Hammond Client: Southern Company Data: Hammond AP-1

Sanitas™ v.10.0.20 Software licensed to Groundwater Stats Consulting. UG

Box & Whiskers Plot

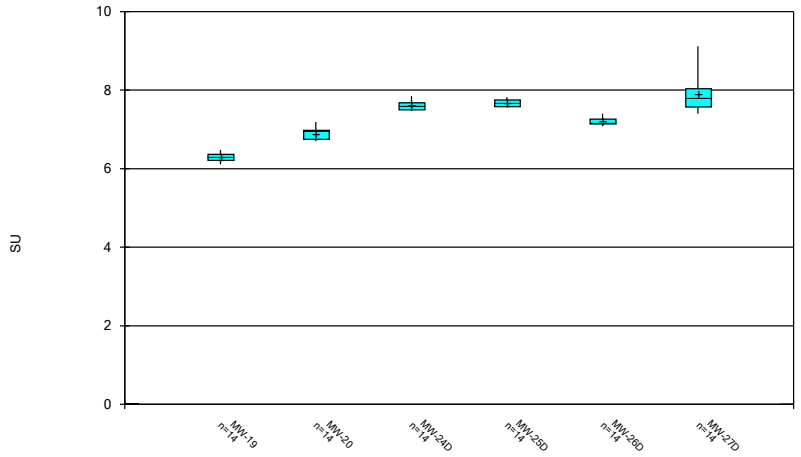

Constituent: pH, Field Analysis Run 8/5/2024 9:57 AM

Plant Hammond Client: Southern Company Data: Hammond AP-1

Sanitas™ v.10.0.20 Software licensed to Groundwater Stats Consulting. UG

Box & Whiskers Plot

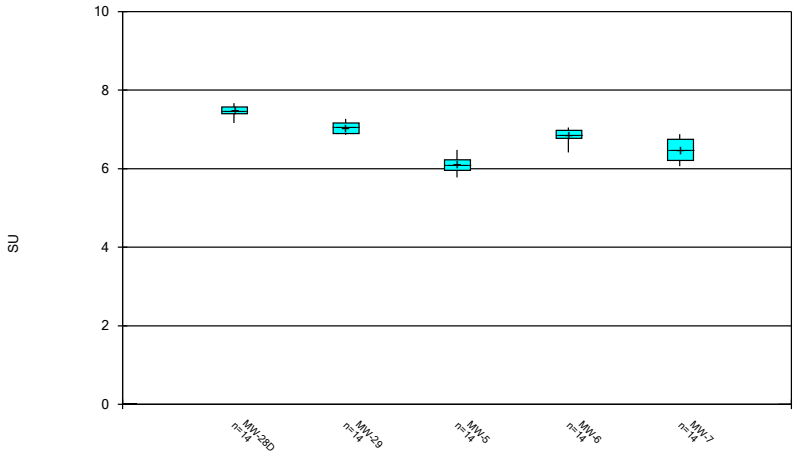

Constituent: pH, Field Analysis Run 8/5/2024 9:57 AM

Plant Hammond Client: Southern Company Data: Hammond AP-1

Sanitas™ v.10.0.20 Software licensed to Groundwater Stats Consulting. UG

Box & Whiskers Plot

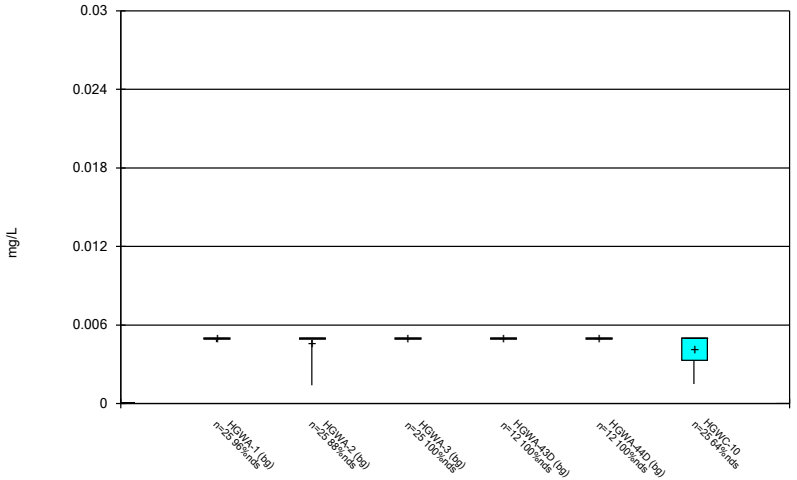

Constituent: Selenium Analysis Run 8/5/2024 9:57 AM

Plant Hammond Client: Southern Company Data: Hammond AP-1

Sanitas™ v.10.0.20 Software licensed to Groundwater Stats Consulting. UG

Box & Whiskers Plot

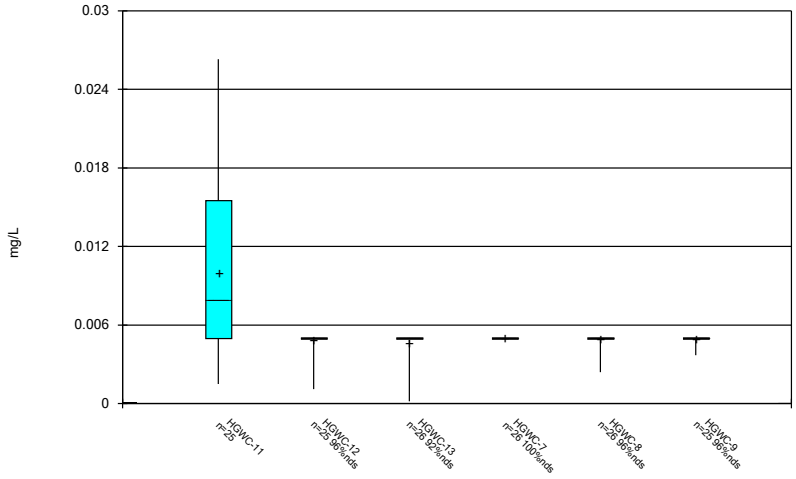

Constituent: Selenium Analysis Run 8/5/2024 9:57 AM

Plant Hammond Client: Southern Company Data: Hammond AP-1

Sanitas™ v.10.0.20 Software licensed to Groundwater Stats Consulting. UG

Box & Whiskers Plot

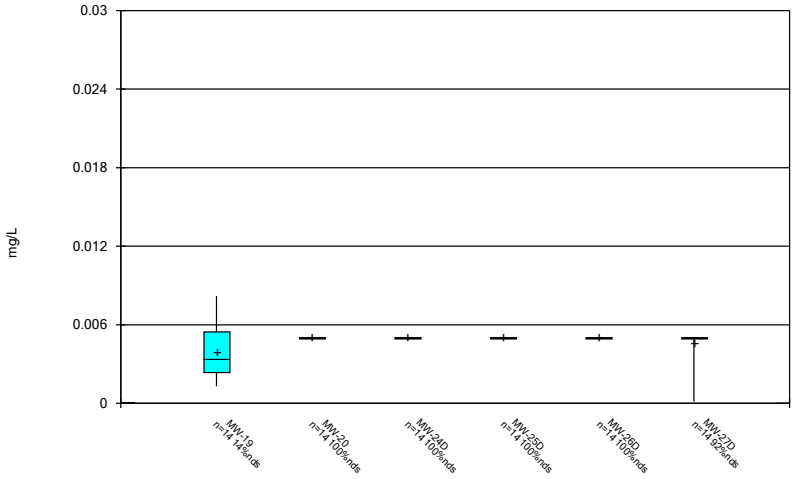

Constituent: Selenium Analysis Run 8/5/2024 9:57 AM

Plant Hammond Client: Southern Company Data: Hammond AP-1

Sanitas™ v.10.0.20 Software licensed to Groundwater Stats Consulting. UG

Box & Whiskers Plot

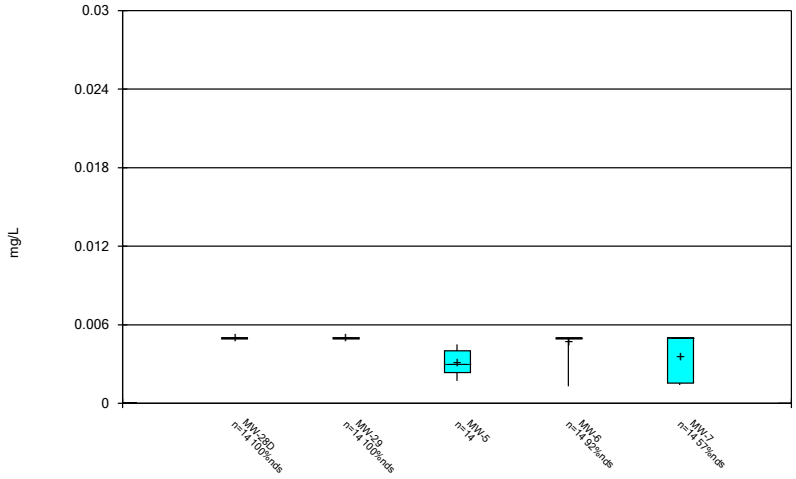

Constituent: Selenium Analysis Run 8/5/2024 9:57 AM

Plant Hammond Client: Southern Company Data: Hammond AP-1

Sanitas™ v.10.0.20 Software licensed to Groundwater Stats Consulting. UG

Box & Whiskers Plot

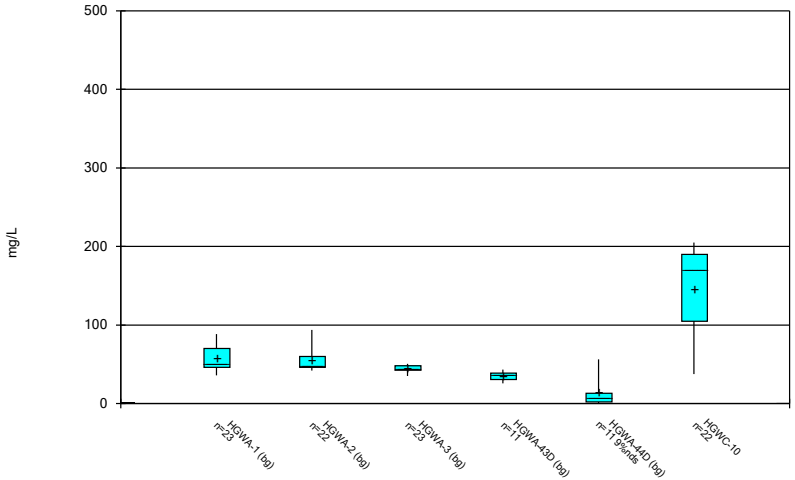

Constituent: Sulfate Analysis Run 8/5/2024 9:57 AM

Plant Hammond Client: Southern Company Data: Hammond AP-1

Sanitas™ v.10.0.20 Software licensed to Groundwater Stats Consulting. UG

Box & Whiskers Plot

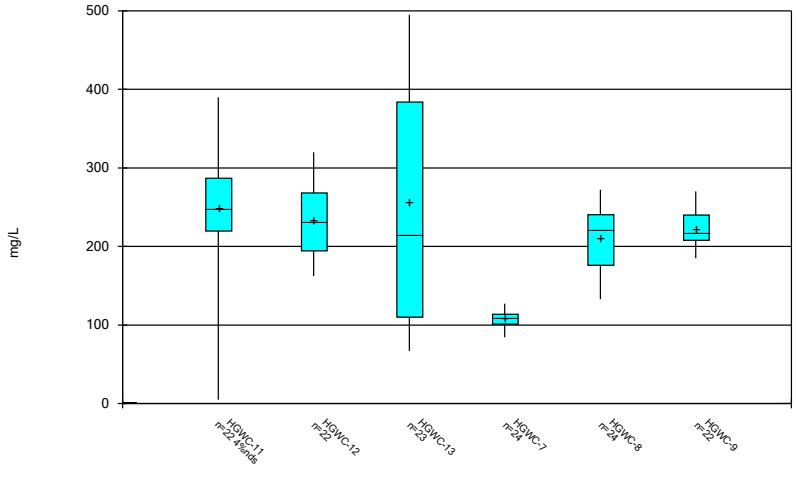

Constituent: Sulfate Analysis Run 8/5/2024 9:57 AM

Plant Hammond Client: Southern Company Data: Hammond AP-1

Sanitas™ v.10.0.20 Software licensed to Groundwater Stats Consulting. UG

Box & Whiskers Plot

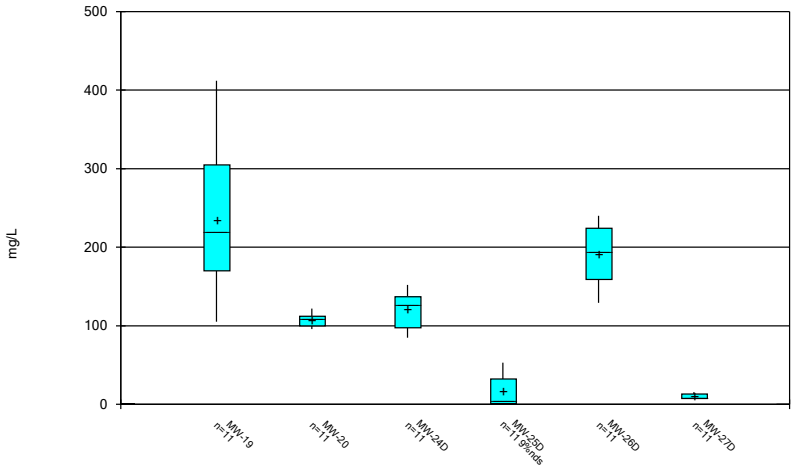

Constituent: Sulfate Analysis Run 8/5/2024 9:58 AM

Plant Hammond Client: Southern Company Data: Hammond AP-1

Sanitas™ v.10.0.20 Software licensed to Groundwater Stats Consulting. UG

Box & Whiskers Plot

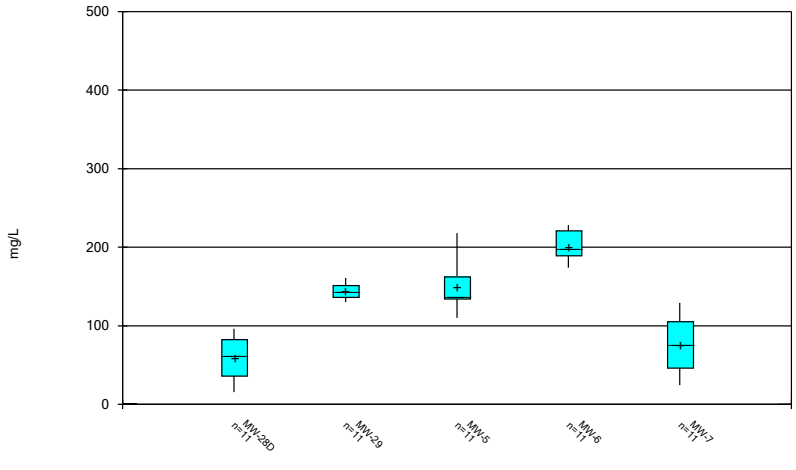

Constituent: Sulfate Analysis Run 8/5/2024 9:58 AM

Plant Hammond Client: Southern Company Data: Hammond AP-1

Sanitas™ v.10.0.20 Software licensed to Groundwater Stats Consulting. UG

Box & Whiskers Plot

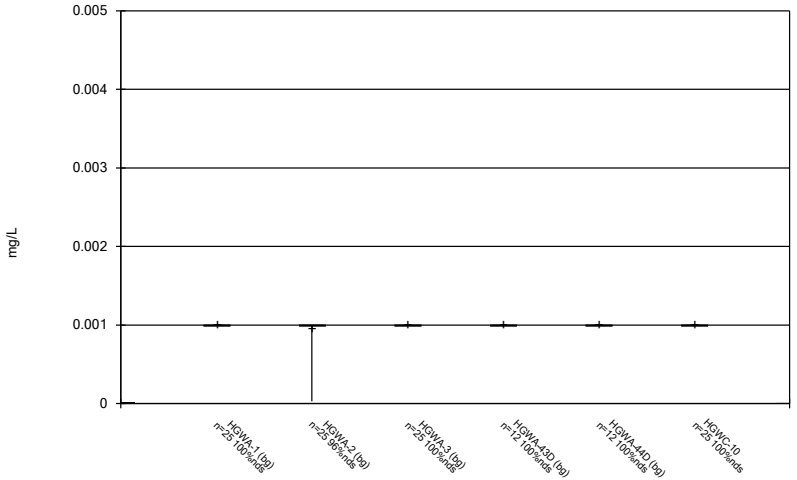

Constituent: Thallium Analysis Run 8/5/2024 9:58 AM

Plant Hammond Client: Southern Company Data: Hammond AP-1

Sanitas™ v.10.0.20 Software licensed to Groundwater Stats Consulting. UG

Box & Whiskers Plot

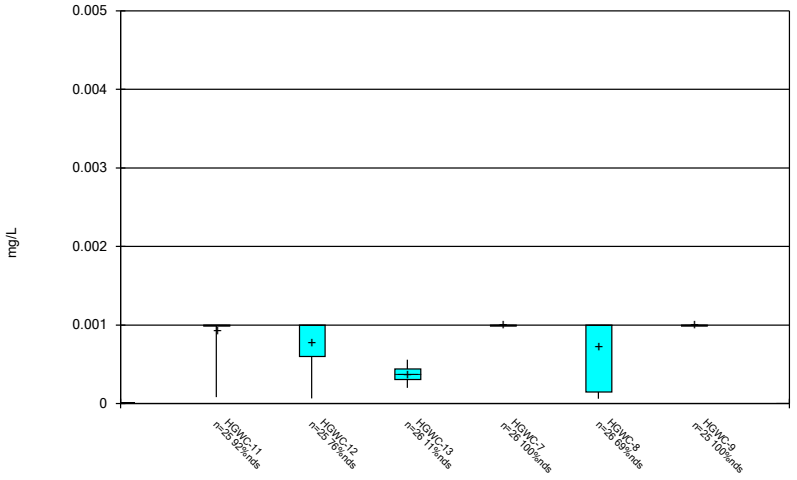

Constituent: Thallium Analysis Run 8/5/2024 9:58 AM

Plant Hammond Client: Southern Company Data: Hammond AP-1

Sanitas™ v.10.0.20 Software licensed to Groundwater Stats Consulting. UG

Box & Whiskers Plot

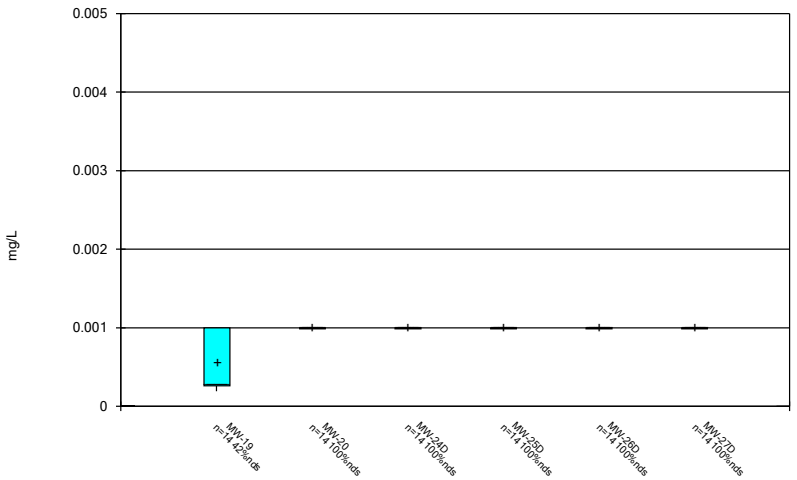

Constituent: Thallium Analysis Run 8/5/2024 9:58 AM

Plant Hammond Client: Southern Company Data: Hammond AP-1

Sanitas™ v.10.0.20 Software licensed to Groundwater Stats Consulting. UG

Box & Whiskers Plot

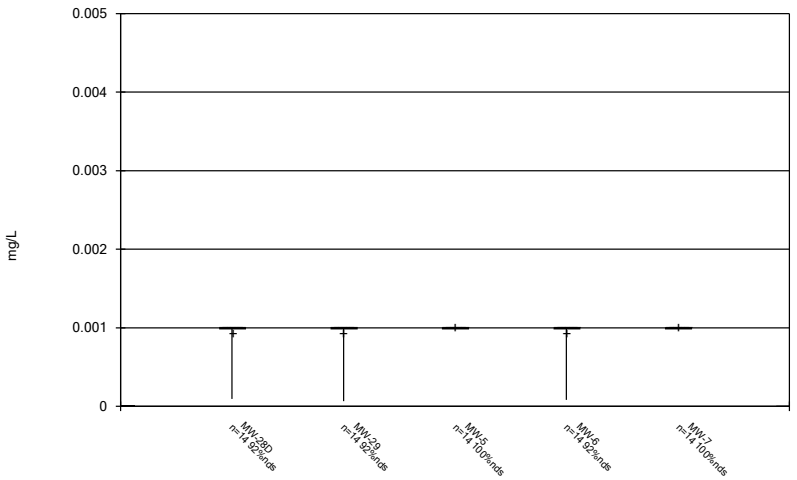

Constituent: Thallium Analysis Run 8/5/2024 9:58 AM

Plant Hammond Client: Southern Company Data: Hammond AP-1

Sanitas™ v.10.0.20 Software licensed to Groundwater Stats Consulting. UG

Box & Whiskers Plot

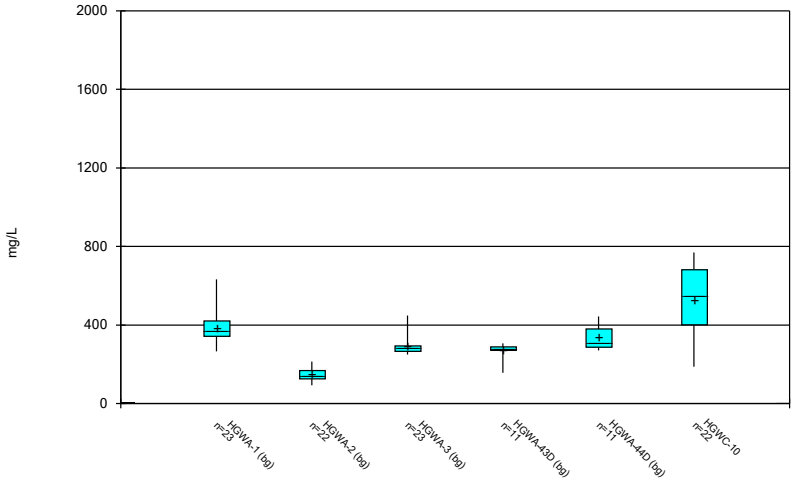

Constituent: Total Dissolved Solids Analysis Run 8/5/2024 9:58 AM
Plant Hammond Client: Southern Company Data: Hammond AP-1

Sanitas™ v.10.0.20 Software licensed to Groundwater Stats Consulting. UG

Box & Whiskers Plot

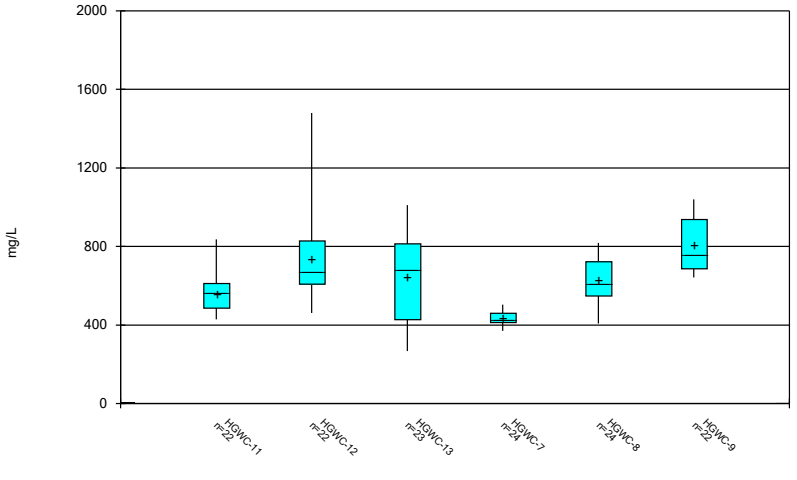

Constituent: Total Dissolved Solids Analysis Run 8/5/2024 9:58 AM
Plant Hammond Client: Southern Company Data: Hammond AP-1

Sanitas™ v.10.0.20 Software licensed to Groundwater Stats Consulting. UG

Box & Whiskers Plot

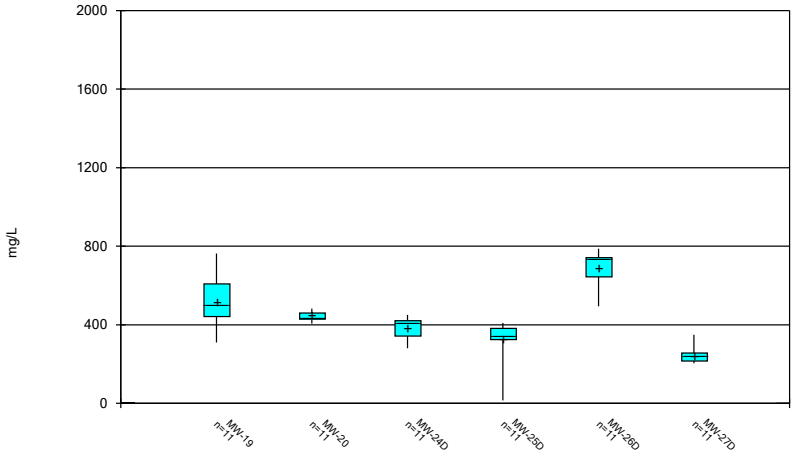

Constituent: Total Dissolved Solids Analysis Run 8/5/2024 9:58 AM
Plant Hammond Client: Southern Company Data: Hammond AP-1

Sanitas™ v.10.0.20 Software licensed to Groundwater Stats Consulting. UG

Box & Whiskers Plot

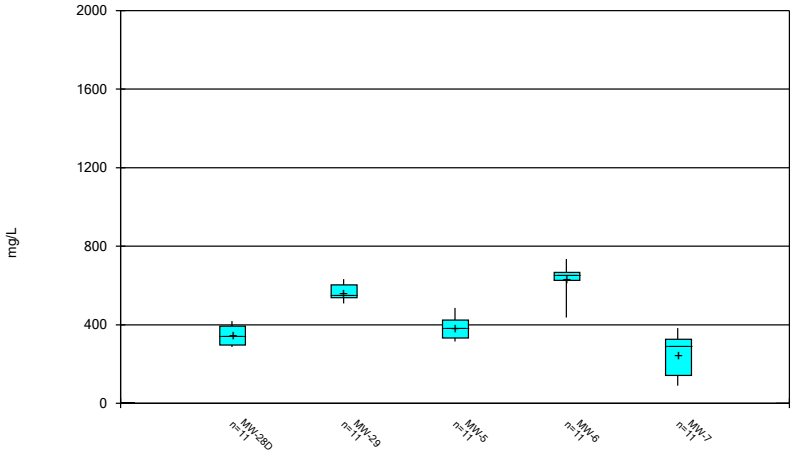

Constituent: Total Dissolved Solids Analysis Run 8/5/2024 9:58 AM
Plant Hammond Client: Southern Company Data: Hammond AP-1

FIGURE C.

Outlier Summary

Plant Hammond Client: Southern Company Data: Hammond AP-1 Printed 4/23/2024, 5:01 PM

	HGWA-44D Lithium (mg/L)
8/8/2023	0.092 (o)
2/13/2024	0.088 (o)

FIGURE D.

Appendix III Interwell Prediction Limits - Significant Results

Plant Hammond Client: Southern Company Data: Hammond AP-1 Printed 4/17/2024, 2:36 PM

Constituent	Well	Upper Lim.	Lower Lim.	Date	Observ.	Sig.	Bg N	Bg Mean	Std. Dev.	%NDs	ND Adj.	Transform	Alpha	Method
Boron (mg/L)	**HGWC-11**	**0.55**	**n/a**	**2/15/2024**	**0.85**	**Yes**	**90**	**n/a**	**n/a**	**5.556**	**n/a**	**n/a**	**0.0002371**	**NP Inter (normality) 1 of 2**
Boron (mg/L)	**HGWC-12**	**0.55**	**n/a**	**2/15/2024**	**1.8**	**Yes**	**90**	**n/a**	**n/a**	**5.556**	**n/a**	**n/a**	**0.0002371**	**NP Inter (normality) 1 of 2**
Boron (mg/L)	**HGWC-13**	**0.55**	**n/a**	**2/16/2024**	**1**	**Yes**	**90**	**n/a**	**n/a**	**5.556**	**n/a**	**n/a**	**0.0002371**	**NP Inter (normality) 1 of 2**
Boron (mg/L)	**HGWC-7**	**0.55**	**n/a**	**2/14/2024**	**0.98**	**Yes**	**90**	**n/a**	**n/a**	**5.556**	**n/a**	**n/a**	**0.0002371**	**NP Inter (normality) 1 of 2**
Boron (mg/L)	**HGWC-8**	**0.55**	**n/a**	**2/14/2024**	**1.6**	**Yes**	**90**	**n/a**	**n/a**	**5.556**	**n/a**	**n/a**	**0.0002371**	**NP Inter (normality) 1 of 2**
Boron (mg/L)	**HGWC-9**	**0.55**	**n/a**	**2/15/2024**	**2.1**	**Yes**	**90**	**n/a**	**n/a**	**5.556**	**n/a**	**n/a**	**0.0002371**	**NP Inter (normality) 1 of 2**
Calcium (mg/L)	**HGWC-12**	**138**	**n/a**	**2/15/2024**	**171**	**Yes**	**90**	**n/a**	**n/a**	**0**	**n/a**	**n/a**	**0.0002371**	**NP Inter (normality) 1 of 2**
Calcium (mg/L)	**HGWC-13**	**138**	**n/a**	**2/16/2024**	**152**	**Yes**	**90**	**n/a**	**n/a**	**0**	**n/a**	**n/a**	**0.0002371**	**NP Inter (normality) 1 of 2**
Calcium (mg/L)	**HGWC-9**	**138**	**n/a**	**2/15/2024**	**148**	**Yes**	**90**	**n/a**	**n/a**	**0**	**n/a**	**n/a**	**0.0002371**	**NP Inter (normality) 1 of 2**
Chloride (mg/L)	**HGWC-9**	**44.8**	**n/a**	**2/15/2024**	**83.2**	**Yes**	**90**	**n/a**	**n/a**	**0**	**n/a**	**n/a**	**0.0002371**	**NP Inter (normality) 1 of 2**
Sulfate (mg/L)	**HGWC-11**	**93.9**	**n/a**	**2/15/2024**	**208**	**Yes**	**90**	**n/a**	**n/a**	**1.111**	**n/a**	**n/a**	**0.0002371**	**NP Inter (normality) 1 of 2**
Sulfate (mg/L)	**HGWC-12**	**93.9**	**n/a**	**2/15/2024**	**240**	**Yes**	**90**	**n/a**	**n/a**	**1.111**	**n/a**	**n/a**	**0.0002371**	**NP Inter (normality) 1 of 2**
Sulfate (mg/L)	**HGWC-13**	**93.9**	**n/a**	**2/16/2024**	**285**	**Yes**	**90**	**n/a**	**n/a**	**1.111**	**n/a**	**n/a**	**0.0002371**	**NP Inter (normality) 1 of 2**
Sulfate (mg/L)	**HGWC-7**	**93.9**	**n/a**	**2/14/2024**	**102**	**Yes**	**90**	**n/a**	**n/a**	**1.111**	**n/a**	**n/a**	**0.0002371**	**NP Inter (normality) 1 of 2**
Sulfate (mg/L)	**HGWC-8**	**93.9**	**n/a**	**2/14/2024**	**137**	**Yes**	**90**	**n/a**	**n/a**	**1.111**	**n/a**	**n/a**	**0.0002371**	**NP Inter (normality) 1 of 2**
Sulfate (mg/L)	**HGWC-9**	**93.9**	**n/a**	**2/15/2024**	**199**	**Yes**	**90**	**n/a**	**n/a**	**1.111**	**n/a**	**n/a**	**0.0002371**	**NP Inter (normality) 1 of 2**
Total Dissolved Solids (mg/L)	**HGWC-12**	**632**	**n/a**	**2/15/2024**	**660**	**Yes**	**90**	**n/a**	**n/a**	**0**	**n/a**	**n/a**	**0.0002371**	**NP Inter (normality) 1 of 2**
Total Dissolved Solids (mg/L)	**HGWC-13**	**632**	**n/a**	**2/16/2024**	**666**	**Yes**	**90**	**n/a**	**n/a**	**0**	**n/a**	**n/a**	**0.0002371**	**NP Inter (normality) 1 of 2**
Total Dissolved Solids (mg/L)	**HGWC-9**	**632**	**n/a**	**2/15/2024**	**663**	**Yes**	**90**	**n/a**	**n/a**	**0**	**n/a**	**n/a**	**0.0002371**	**NP Inter (normality) 1 of 2**

Appendix III Interwell Prediction Limits - All Results

Plant Hammond Client: Southern Company Data: Hammond AP-1 Printed 4/17/2024, 2:36 PM

Constituent	Well	Upper Lim.	Lower Lim.	Date	Observ.	Sig.	Bg N	Bg Mean	Std. Dev.	%NDs	ND Adj.	Transform	Alpha	Method
Boron (mg/L)	HGWC-10	0.55	n/a	2/15/2024	0.089	No	90	n/a	n/a	5.556	n/a	n/a	0.0002371	NP Inter (normality) 1 of 2
Boron (mg/L)	**HGWC-11**	**0.55**	**n/a**	**2/15/2024**	**0.85**	**Yes**	**90**	**n/a**	**n/a**	**5.556**	**n/a**	**n/a**	**0.0002371**	**NP Inter (normality) 1 of 2**
Boron (mg/L)	**HGWC-12**	**0.55**	**n/a**	**2/15/2024**	**1.8**	**Yes**	**90**	**n/a**	**n/a**	**5.556**	**n/a**	**n/a**	**0.0002371**	**NP Inter (normality) 1 of 2**
Boron (mg/L)	**HGWC-13**	**0.55**	**n/a**	**2/16/2024**	**1**	**Yes**	**90**	**n/a**	**n/a**	**5.556**	**n/a**	**n/a**	**0.0002371**	**NP Inter (normality) 1 of 2**
Boron (mg/L)	**HGWC-7**	**0.55**	**n/a**	**2/14/2024**	**0.98**	**Yes**	**90**	**n/a**	**n/a**	**5.556**	**n/a**	**n/a**	**0.0002371**	**NP Inter (normality) 1 of 2**
Boron (mg/L)	**HGWC-8**	**0.55**	**n/a**	**2/14/2024**	**1.6**	**Yes**	**90**	**n/a**	**n/a**	**5.556**	**n/a**	**n/a**	**0.0002371**	**NP Inter (normality) 1 of 2**
Boron (mg/L)	**HGWC-9**	**0.55**	**n/a**	**2/15/2024**	**2.1**	**Yes**	**90**	**n/a**	**n/a**	**5.556**	**n/a**	**n/a**	**0.0002371**	**NP Inter (normality) 1 of 2**
Calcium (mg/L)	HGWC-10	138	n/a	2/15/2024	68.4	No	90	n/a	n/a	0	n/a	n/a	0.0002371	NP Inter (normality) 1 of 2
Calcium (mg/L)	HGWC-11	138	n/a	2/15/2024	125	No	90	n/a	n/a	0	n/a	n/a	0.0002371	NP Inter (normality) 1 of 2
Calcium (mg/L)	**HGWC-12**	**138**	**n/a**	**2/15/2024**	**171**	**Yes**	**90**	**n/a**	**n/a**	**0**	**n/a**	**n/a**	**0.0002371**	**NP Inter (normality) 1 of 2**
Calcium (mg/L)	**HGWC-13**	**138**	**n/a**	**2/16/2024**	**152**	**Yes**	**90**	**n/a**	**n/a**	**0**	**n/a**	**n/a**	**0.0002371**	**NP Inter (normality) 1 of 2**
Calcium (mg/L)	HGWC-7	138	n/a	2/14/2024	109	No	90	n/a	n/a	0	n/a	n/a	0.0002371	NP Inter (normality) 1 of 2
Calcium (mg/L)	HGWC-8	138	n/a	2/14/2024	96.2	No	90	n/a	n/a	0	n/a	n/a	0.0002371	NP Inter (normality) 1 of 2
Calcium (mg/L)	**HGWC-9**	**138**	**n/a**	**2/15/2024**	**148**	**Yes**	**90**	**n/a**	**n/a**	**0**	**n/a**	**n/a**	**0.0002371**	**NP Inter (normality) 1 of 2**
Chloride (mg/L)	HGWC-10	44.8	n/a	2/15/2024	2.6	No	90	n/a	n/a	0	n/a	n/a	0.0002371	NP Inter (normality) 1 of 2
Chloride (mg/L)	HGWC-11	44.8	n/a	2/15/2024	14.5	No	90	n/a	n/a	0	n/a	n/a	0.0002371	NP Inter (normality) 1 of 2
Chloride (mg/L)	HGWC-12	44.8	n/a	2/15/2024	37.7	No	90	n/a	n/a	0	n/a	n/a	0.0002371	NP Inter (normality) 1 of 2
Chloride (mg/L)	HGWC-13	44.8	n/a	2/16/2024	16.7	No	90	n/a	n/a	0	n/a	n/a	0.0002371	NP Inter (normality) 1 of 2
Chloride (mg/L)	HGWC-7	44.8	n/a	2/14/2024	35.8	No	90	n/a	n/a	0	n/a	n/a	0.0002371	NP Inter (normality) 1 of 2
Chloride (mg/L)	HGWC-8	44.8	n/a	2/14/2024	32.9	No	90	n/a	n/a	0	n/a	n/a	0.0002371	NP Inter (normality) 1 of 2
Chloride (mg/L)	**HGWC-9**	**44.8**	**n/a**	**2/15/2024**	**83.2**	**Yes**	**90**	**n/a**	**n/a**	**0**	**n/a**	**n/a**	**0.0002371**	**NP Inter (normality) 1 of 2**
Fluoride (mg/L)	HGWC-10	1.5	n/a	2/15/2024	0.12	No	104	n/a	n/a	26.92	n/a	n/a	0.0001813	NP Inter (normality) 1 of 2
Fluoride (mg/L)	HGWC-11	1.5	n/a	2/15/2024	0.21	No	104	n/a	n/a	26.92	n/a	n/a	0.0001813	NP Inter (normality) 1 of 2
Fluoride (mg/L)	HGWC-12	1.5	n/a	2/15/2024	0.19	No	104	n/a	n/a	26.92	n/a	n/a	0.0001813	NP Inter (normality) 1 of 2
Fluoride (mg/L)	HGWC-13	1.5	n/a	2/16/2024	0.33	No	104	n/a	n/a	26.92	n/a	n/a	0.0001813	NP Inter (normality) 1 of 2
Fluoride (mg/L)	HGWC-7	1.5	n/a	2/14/2024	0.081J	No	104	n/a	n/a	26.92	n/a	n/a	0.0001813	NP Inter (normality) 1 of 2
Fluoride (mg/L)	HGWC-8	1.5	n/a	2/14/2024	0.3	No	104	n/a	n/a	26.92	n/a	n/a	0.0001813	NP Inter (normality) 1 of 2
Fluoride (mg/L)	HGWC-9	1.5	n/a	2/15/2024	0.087J	No	104	n/a	n/a	26.92	n/a	n/a	0.0001813	NP Inter (normality) 1 of 2
pH, Field (SU)	HGWC-10	8.25	4.9	2/15/2024	6.93	No	99	n/a	n/a	0	n/a	n/a	0.0003947	NP Inter (normality) 1 of 2
pH, Field (SU)	HGWC-11	8.25	4.9	2/15/2024	6.36	No	99	n/a	n/a	0	n/a	n/a	0.0003947	NP Inter (normality) 1 of 2
pH, Field (SU)	HGWC-12	8.25	4.9	2/15/2024	7.02	No	99	n/a	n/a	0	n/a	n/a	0.0003947	NP Inter (normality) 1 of 2
pH, Field (SU)	HGWC-13	8.25	4.9	2/16/2024	6.9	No	99	n/a	n/a	0	n/a	n/a	0.0003947	NP Inter (normality) 1 of 2
pH, Field (SU)	HGWC-7	8.25	4.9	2/14/2024	7.3	No	99	n/a	n/a	0	n/a	n/a	0.0003947	NP Inter (normality) 1 of 2
pH, Field (SU)	HGWC-8	8.25	4.9	2/14/2024	6.66	No	99	n/a	n/a	0	n/a	n/a	0.0003947	NP Inter (normality) 1 of 2
pH, Field (SU)	HGWC-9	8.25	4.9	2/15/2024	6.82	No	99	n/a	n/a	0	n/a	n/a	0.0003947	NP Inter (normality) 1 of 2
Sulfate (mg/L)	HGWC-10	93.9	n/a	2/15/2024	51.2	No	90	n/a	n/a	1.111	n/a	n/a	0.0002371	NP Inter (normality) 1 of 2
Sulfate (mg/L)	**HGWC-11**	**93.9**	**n/a**	**2/15/2024**	**208**	**Yes**	**90**	**n/a**	**n/a**	**1.111**	**n/a**	**n/a**	**0.0002371**	**NP Inter (normality) 1 of 2**
Sulfate (mg/L)	**HGWC-12**	**93.9**	**n/a**	**2/15/2024**	**240**	**Yes**	**90**	**n/a**	**n/a**	**1.111**	**n/a**	**n/a**	**0.0002371**	**NP Inter (normality) 1 of 2**
Sulfate (mg/L)	**HGWC-13**	**93.9**	**n/a**	**2/16/2024**	**285**	**Yes**	**90**	**n/a**	**n/a**	**1.111**	**n/a**	**n/a**	**0.0002371**	**NP Inter (normality) 1 of 2**
Sulfate (mg/L)	**HGWC-7**	**93.9**	**n/a**	**2/14/2024**	**102**	**Yes**	**90**	**n/a**	**n/a**	**1.111**	**n/a**	**n/a**	**0.0002371**	**NP Inter (normality) 1 of 2**
Sulfate (mg/L)	**HGWC-8**	**93.9**	**n/a**	**2/14/2024**	**137**	**Yes**	**90**	**n/a**	**n/a**	**1.111**	**n/a**	**n/a**	**0.0002371**	**NP Inter (normality) 1 of 2**
Sulfate (mg/L)	**HGWC-9**	**93.9**	**n/a**	**2/15/2024**	**199**	**Yes**	**90**	**n/a**	**n/a**	**1.111**	**n/a**	**n/a**	**0.0002371**	**NP Inter (normality) 1 of 2**
Total Dissolved Solids (mg/L)	HGWC-10	632	n/a	2/15/2024	229	No	90	n/a	n/a	0	n/a	n/a	0.0002371	NP Inter (normality) 1 of 2
Total Dissolved Solids (mg/L)	HGWC-11	632	n/a	2/15/2024	491	No	90	n/a	n/a	0	n/a	n/a	0.0002371	NP Inter (normality) 1 of 2
Total Dissolved Solids (mg/L)	**HGWC-12**	**632**	**n/a**	**2/15/2024**	**660**	**Yes**	**90**	**n/a**	**n/a**	**0**	**n/a**	**n/a**	**0.0002371**	**NP Inter (normality) 1 of 2**
Total Dissolved Solids (mg/L)	**HGWC-13**	**632**	**n/a**	**2/16/2024**	**666**	**Yes**	**90**	**n/a**	**n/a**	**0**	**n/a**	**n/a**	**0.0002371**	**NP Inter (normality) 1 of 2**
Total Dissolved Solids (mg/L)	HGWC-7	632	n/a	2/14/2024	440	No	90	n/a	n/a	0	n/a	n/a	0.0002371	NP Inter (normality) 1 of 2
Total Dissolved Solids (mg/L)	HGWC-8	632	n/a	2/14/2024	407	No	90	n/a	n/a	0	n/a	n/a	0.0002371	NP Inter (normality) 1 of 2
Total Dissolved Solids (mg/L)	**HGWC-9**	**632**	**n/a**	**2/15/2024**	**663**	**Yes**	**90**	**n/a**	**n/a**	**0**	**n/a**	**n/a**	**0.0002371**	**NP Inter (normality) 1 of 2**

Sanitas™ v.10.0.16 . UG

Exceeds Limit: HGWC-11, HGWC-12, HGWC-13, HGWC-7, HGWC-8, HGWC-9

Prediction Limit

Interwell Non-parametric

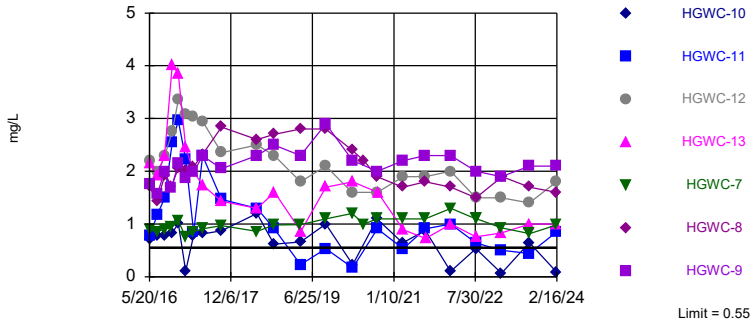

Non-parametric test used in lieu of parametric prediction limit because the Shapiro Francia normality test showed the data to be non-normal at the 0.01 alpha level. Limit is highest of 90 background values. 5.556% NDs. Annual per-constituent alpha = 0.003314. Individual comparison alpha = 0.0002371 (1 of 2). Comparing 7 points to limit.

Constituent: Boron Analysis Run 4/17/2024 2:30 PM View: Appendix III

Plant Hammond Client: Southern Company Data: Hammond AP-1

Sanitas™ v.10.0.16 . UG

Exceeds Limit: HGWC-12, HGWC-13, HGWC-9

Prediction Limit

Interwell Non-parametric

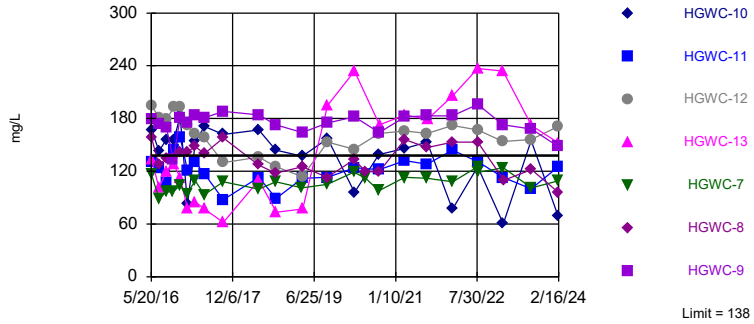

Non-parametric test used in lieu of parametric prediction limit because the Shapiro Francia normality test showed the data to be non-normal at the 0.01 alpha level. Limit is highest of 90 background values. Annual per-constituent alpha = 0.003314. Individual comparison alpha = 0.0002371 (1 of 2). Comparing 7 points to limit.

Constituent: Calcium Analysis Run 4/17/2024 2:30 PM View: Appendix III

Plant Hammond Client: Southern Company Data: Hammond AP-1

Sanitas™ v.10.0.16 . UG

Exceeds Limit: HGWC-9

Prediction Limit

Interwell Non-parametric

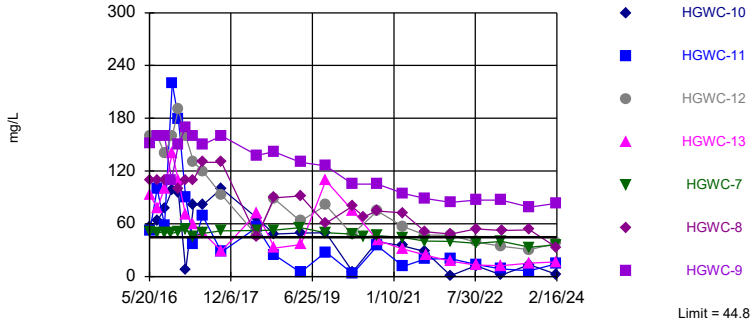

Non-parametric test used in lieu of parametric prediction limit because the Shapiro Francia normality test showed the data to be non-normal at the 0.01 alpha level. Limit is highest of 90 background values. Annual per-constituent alpha = 0.003314. Individual comparison alpha = 0.0002371 (1 of 2). Comparing 7 points to limit.

Constituent: Chloride Analysis Run 4/17/2024 2:30 PM View: Appendix III

Plant Hammond Client: Southern Company Data: Hammond AP-1

Sanitas™ v.10.0.16 . UG

Hollow symbols indicate censored values.

Within Limit

Prediction Limit

Interwell Non-parametric

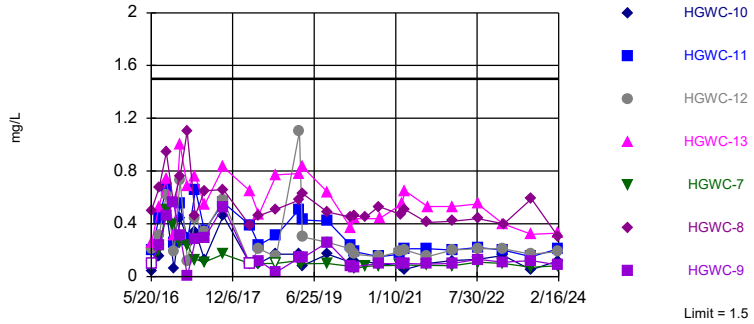

Non-parametric test used in lieu of parametric prediction limit because the Chi Squared normality test showed the data to be non-normal at the 0.01 alpha level. Limit is highest of 104 background values. 26.92% NDs. Annual per-constituent alpha = 0.002536. Individual comparison alpha = 0.0001813 (1 of 2). Comparing 7 points to limit.

Constituent: Fluoride Analysis Run 4/17/2024 2:30 PM View: Appendix III

Plant Hammond Client: Southern Company Data: Hammond AP-1

Sanitas™ v.10.0.16 . UG

Within Limits

Prediction Limit

Interwell Non-parametric

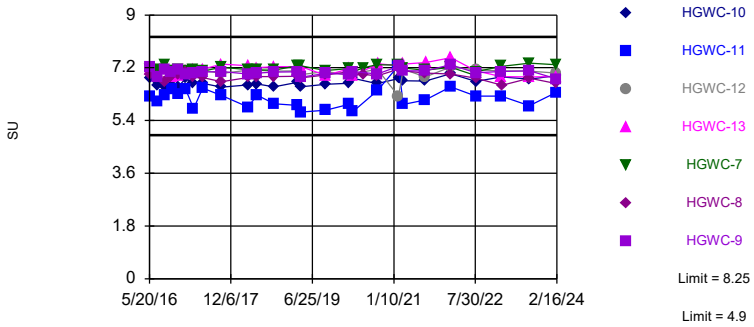

Non-parametric test used in lieu of parametric prediction limit because the Shapiro Francia normality test showed the data to be non-normal at the 0.01 alpha level. Limits are highest and lowest of 99 background values. Annual per-constituent alpha = 0.005519. Individual comparison alpha = 0.0003947 (1 of 2). Comparing 7 points to limit.

Constituent: pH, Field Analysis Run 4/17/2024 2:30 PM View: Appendix III

Plant Hammond Client: Southern Company Data: Hammond AP-1

Sanitas™ v.10.0.16 . UG

Hollow symbols indicate censored values.

Exceeds Limit: HGWC-11, HGWC-12, HGWC-13, HGWC-7, HGWC-8, HGWC-9

Prediction Limit

Interwell Non-parametric

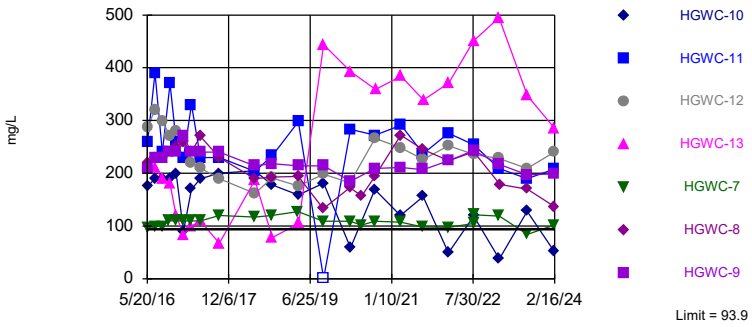

Non-parametric test used in lieu of parametric prediction limit because the Shapiro Francia normality test showed the data to be non-normal at the 0.01 alpha level. Limit is highest of 90 background values. 1.111% NDs. Annual per-constituent alpha = 0.003314. Individual comparison alpha = 0.0002371 (1 of 2). Comparing 7 points to limit.

Constituent: Sulfate Analysis Run 4/17/2024 2:30 PM View: Appendix III

Plant Hammond Client: Southern Company Data: Hammond AP-1

Sanitas™ v.10.0.16 . UG

Exceeds Limit: HGWC-12, HGWC-13, HGWC-9

Prediction Limit

Interwell Non-parametric

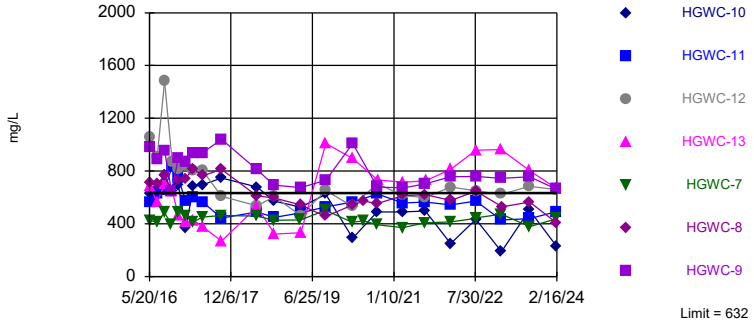

Non-parametric test used in lieu of parametric prediction limit because the Shapiro Francia normality test showed the data to be non-normal at the 0.01 alpha level. Limit is highest of 90 background values. Annual per-constituent alpha = 0.003314. Individual comparison alpha = 0.0002371 (1 of 2). Comparing 7 points to limit.

Constituent: Total Dissolved Solids Analysis Run 4/17/2024 2:30 PM View: Appendix III

Plant Hammond Client: Southern Company Data: Hammond AP-1

Prediction Limit

Constituent: Boron (mg/L) Analysis Run 4/17/2024 2:36 PM View: Appendix III

Plant Hammond Client: Southern Company Data: Hammond AP-1

	HGWA-1 (bg)	HGWA-3 (bg)	HGWA-2 (bg)	HGWC-7	HGWC-8	HGWC-11	HGWC-12	HGWC-9	HGWC-10
5/19/2016	0.0214 (J)	<0.04	0.0321 (J)						
5/20/2016				0.885	1.71				
5/23/2016						0.787	2.2	1.76	0.72
7/11/2016	0.0142 (J)		0.0337 (J)						
7/12/2016		0.0074 (J)		0.857	1.43	1.17	1.98	1.56	0.778
8/30/2016	0.0074 (J)	<0.04	0.0173 (J)						
9/1/2016				0.904	1.91	1.49	2.28	2	0.786
10/19/2016	0.0224 (J)	0.0085 (J)	0.0341 (J)						
10/20/2016				0.936	1.72			1.68	
10/24/2016						2.54	2.75		0.831
12/6/2016	0.0211 (J)	0.0085 (J)	0.0326 (J)	1.06	2.06			2.15	
12/7/2016						2.96	3.35		1.01
1/24/2017	0.0165 (J)	0.01 (J)	0.0365 (J)						
1/25/2017				0.764	2.01				
1/26/2017						2.23	3.07	1.87	0.108
3/21/2017	0.0187 (J)	0.0079 (J)	0.0349 (J)	0.857	2.08				
3/22/2017						0.84	3.04	1.99	0.788
5/22/2017	0.0782	0.0131 (J)	0.0475						
5/23/2017				0.91	2.32			2.29	
5/24/2017						2.29	2.95		0.814
10/3/2017	0.0198 (J)	0.0097 (J)	0.0386 (J)	0.967	2.84	1.47	2.35	2.05	0.871
6/4/2018	0.02 (J)	0.017 (J)	0.036 (J)						
6/5/2018				0.86		1.3			1.2
6/6/2018					2.6		2.5	2.3	
10/1/2018	0.013 (J)	0.0061 (J)	0.035 (J)						
10/2/2018				0.98	2.7			2.5	0.62
10/3/2018						0.91	2.3		
10/5/2018									
4/1/2019		0.0066 (J)							
4/2/2019	0.016 (J)		0.034 (J)	0.99					
4/3/2019					2.8	0.23	1.8	2.3	0.66
4/5/2019									
9/23/2019	0.021 (J)	0.0081 (J)	0.04 (J)						
9/24/2019					2.8				
9/25/2019				1.1					
9/26/2019									
9/27/2019						0.53	2.1	2.9	1
3/25/2020	0.025 (J)	0.0096 (J)	0.039 (J)						
3/26/2020							1.6		
3/27/2020				1.2	2.4				
3/30/2020									
3/31/2020						0.17		2.2	
4/1/2020									0.23
6/16/2020	0.021 (J)	0.01 (J)			2.2				
6/17/2020				1					
9/15/2020	0.017 (J)	0.0071 (J)	0.044 (J)						
9/16/2020				1.1	1.9				1.1
9/17/2020								2	
9/18/2020						0.91	1.6		
9/21/2020									
11/10/2020									
12/15/2020									

ND substitution: RL or RL/2 if <15% NDs.

Prediction Limit

Constituent: Boron (mg/L) Analysis Run 4/17/2024 2:36 PM View: Appendix III

Plant Hammond Client: Southern Company Data: Hammond AP-1

	HGWA-1 (bg)	HGWA-3 (bg)	HGWA-2 (bg)	HGWC-7	HGWC-8	HGWC-11	HGWC-12	HGWC-9	HGWC-10
1/19/2021									
3/10/2021	0.015 (J)								
3/11/2021		0.015 (J)	0.056						
3/12/2021									0.64
3/15/2021				1.1	1.7				
3/16/2021						0.53	1.9	2.2	
3/17/2021									
8/11/2021	0.02 (J)								
8/12/2021		<0.04	0.044						
8/13/2021									
8/16/2021				1.1					
8/17/2021								2.3	0.88
8/18/2021					1.8	0.91	1.9		
8/19/2021									
2/1/2022	0.016 (J)	0.011 (J)	0.056						
2/9/2022						1	2	2.3	0.1
2/10/2022				1.3	1.7				
8/2/2022	0.012 (J)	<0.04	0.047						
8/3/2022				1.1	1.5	0.64	1.5		0.53
8/4/2022								2	
8/11/2022				1.1					
1/23/2023		0.012 (J)							
1/24/2023	0.015 (J)		0.046						
1/26/2023						0.5	1.5	1.9	
1/27/2023				0.93					0.065
2/1/2023					1.9				
8/8/2023	0.023 (J)	0.011 (J)	0.06						
8/10/2023						0.44	1.4		0.65
8/11/2023								2.1	
8/12/2023				0.82	1.7				
2/13/2024	0.02 (J)	<0.04	0.051						
2/14/2024				0.98	1.6				
2/15/2024						0.85	1.8	2.1	0.089
2/16/2024									

ND substitution: RL or RL/2 if <15% NDs.

Prediction Limit

Constituent: Boron (mg/L) Analysis Run 4/17/2024 2:36 PM View: Appendix III

Plant Hammond Client: Southern Company Data: Hammond AP-1

	HGWC-13	HGWA-43D (bg)	HGWA-44D (bg)
5/19/2016			
5/20/2016			
5/23/2016	2.15		
7/11/2016			
7/12/2016	1.91		
8/30/2016			
9/1/2016	2.3		
10/19/2016			
10/20/2016			
10/24/2016	4.01		
12/6/2016			
12/7/2016	3.85		
1/24/2017			
1/25/2017			
1/26/2017	2.45		
3/21/2017			
3/22/2017	1.99		
5/22/2017			
5/23/2017			
5/24/2017	1.74		
10/3/2017	1.43		
6/4/2018			
6/5/2018	1.3		
6/6/2018			
10/1/2018			
10/2/2018			
10/3/2018			
10/5/2018	1.6		
4/1/2019			
4/2/2019			
4/3/2019			
4/5/2019	0.86 (J)		
9/23/2019			
9/24/2019			
9/25/2019			
9/26/2019	1.7		
9/27/2019			
3/25/2020			
3/26/2020			
3/27/2020			
3/30/2020	1.8		
3/31/2020			
4/1/2020			
6/16/2020			
6/17/2020			
9/15/2020			
9/16/2020		0.061 (J)	0.23
9/17/2020			
9/18/2020			
9/21/2020	1.6		
11/10/2020		0.057 (J)	0.29
12/15/2020		0.052 (J)	0.31

Prediction Limit

Constituent: Boron (mg/L) Analysis Run 4/17/2024 2:36 PM View: Appendix III

Plant Hammond Client: Southern Company Data: Hammond AP-1

	HGWC-13	HGWA-43D (bg)	HGWA-44D (bg)
1/19/2021		0.049 (J)	0.4
3/10/2021			0.39
3/11/2021		0.06	
3/12/2021			
3/15/2021			
3/16/2021			
3/17/2021	0.89		
8/11/2021		0.042	
8/12/2021			
8/13/2021			0.31
8/16/2021			
8/17/2021			
8/18/2021			
8/19/2021	0.73		
2/1/2022		0.05	0.44
2/9/2022			
2/10/2022	1		
8/2/2022		0.043	0.31
8/3/2022	0.76		
8/4/2022			
8/11/2022			
1/23/2023			
1/24/2023		0.037 (J)	0.44
1/26/2023	0.83		
1/27/2023			
2/1/2023			
8/8/2023		0.038 (J)	0.55
8/10/2023			
8/11/2023			
8/12/2023	1		
2/13/2024		0.037 (J)	0.49
2/14/2024			
2/15/2024			
2/16/2024	1		

Prediction Limit

Constituent: Calcium (mg/L) Analysis Run 4/17/2024 2:36 PM View: Appendix III

Plant Hammond Client: Southern Company Data: Hammond AP-1

	HGWA-1 (bg)	HGWA-3 (bg)	HGWA-2 (bg)	HGWC-7	HGWC-8	HGWC-11	HGWC-12	HGWC-9	HGWC-10
5/19/2016	138	76.2	22.9						
5/20/2016				117	159				
5/23/2016						131	195	179	167
7/11/2016	97.2		22.3						
7/12/2016		61.5		88.8	127	124	181	174	143
8/30/2016	97.5	65.1	26.4						
9/1/2016				96.3	135	107	179	170	156
10/19/2016	99.2	73.2	21.7						
10/20/2016				96.9	134			133	
10/24/2016						145	193		156
12/6/2016	105	74.9	18.2	104	142			181	
12/7/2016						159	193		183
1/24/2017	95.7	69.6	18.5						
1/25/2017				94.5	142				
1/26/2017						121	172	175	82.6
3/21/2017	106	75.7	18.6	109	148				
3/22/2017						130	162	183	154
5/22/2017	107	71.5	17.8						
5/23/2017				93.3	140			181	
5/24/2017						117	158		171
10/3/2017	102	76.3	20.2	108	158	87.7	130	188	162
6/4/2018	124	73.4	19.1						
6/5/2018				99.8		113			167
6/6/2018					127		136	184	
10/1/2018	108	80.9	20.5 (J)						
10/2/2018				108	118			173	144
10/3/2018						89	125		
10/5/2018									
4/1/2019		80.5							
4/2/2019	132		22.5 (J)	101					
4/3/2019					125	112	114	164	137
4/5/2019									
9/23/2019	118	71	19.5						
9/24/2019					113				
9/25/2019				105					
9/26/2019									
9/27/2019						113	153	175	157
3/25/2020	127	89.8	23						
3/26/2020							145		
3/27/2020				119	133				
3/30/2020									
3/31/2020						124		182	
4/1/2020									96.2
6/16/2020	130	85.1			120				
6/17/2020				112					
9/15/2020	103	73.1	21.1						
9/16/2020				98	119				139
9/17/2020								164	
9/18/2020						122	163		
9/21/2020									
11/10/2020									
12/15/2020									

Prediction Limit

Constituent: Calcium (mg/L) Analysis Run 4/17/2024 2:36 PM View: Appendix III

Plant Hammond Client: Southern Company Data: Hammond AP-1

	HGWA-1 (bg)	HGWA-3 (bg)	HGWA-2 (bg)	HGWC-7	HGWC-8	HGWC-11	HGWC-12	HGWC-9	HGWC-10
1/19/2021									
3/10/2021	111								
3/11/2021		83.8	43.8						
3/12/2021									146 (M1)
3/15/2021				113	156				
3/16/2021						132	166	182	
3/17/2021									
8/11/2021	113								
8/12/2021		84	21.9						
8/13/2021									
8/16/2021				112					
8/17/2021								183	153
8/18/2021					147	128	163		
8/19/2021									
2/1/2022	106	85.1	27.2						
2/9/2022						144	172	183	76.8
2/10/2022				108	153				
8/2/2022	117	84.6	31.2						
8/3/2022				125	153	131	167		125
8/4/2022								196	
8/11/2022				119					
1/23/2023		85							
1/24/2023	117		29.4						
1/26/2023						113	154	173	
1/27/2023				124					60.4
2/1/2023					110				
8/8/2023	118	78.3	30.7						
8/10/2023						100	156		155
8/11/2023								168	
8/12/2023				101	122				
2/13/2024	116	83.6	38.8						
2/14/2024				109	96.2				
2/15/2024						125	171	148	68.4
2/16/2024									

Prediction Limit

Constituent: Calcium (mg/L) Analysis Run 4/17/2024 2:36 PM View: Appendix III

Plant Hammond Client: Southern Company Data: Hammond AP-1

	HGWC-13	HGWA-43D (bg)	HGWA-44D (bg)
5/19/2016			
5/20/2016			
5/23/2016	133		
7/11/2016			
7/12/2016	101		
8/30/2016			
9/1/2016	120		
10/19/2016			
10/20/2016			
10/24/2016	127		
12/6/2016			
12/7/2016	113		
1/24/2017			
1/25/2017			
1/26/2017	77.9		
3/21/2017			
3/22/2017	85.1		
5/22/2017			
5/23/2017			
5/24/2017	77.1		
10/3/2017	62		
6/4/2018			
6/5/2018	110		
6/6/2018			
10/1/2018			
10/2/2018			
10/3/2018			
10/5/2018	73.6		
4/1/2019			
4/2/2019			
4/3/2019			
4/5/2019	77.1		
9/23/2019			
9/24/2019			
9/25/2019			
9/26/2019	195		
9/27/2019			
3/25/2020			
3/26/2020			
3/27/2020			
3/30/2020	234		
3/31/2020			
4/1/2020			
6/16/2020			
6/17/2020			
9/15/2020			
9/16/2020		56	30
9/17/2020			
9/18/2020			
9/21/2020	173		
11/10/2020		63.3	33.6
12/15/2020		62.6	28.7

Prediction Limit

Constituent: Calcium (mg/L) Analysis Run 4/17/2024 2:36 PM View: Appendix III

Plant Hammond Client: Southern Company Data: Hammond AP-1

	HGWC-13	HGWA-43D (bg)	HGWA-44D (bg)
1/19/2021		60.1	33
3/10/2021			5.9
3/11/2021		59.6	
3/12/2021			
3/15/2021			
3/16/2021			
3/17/2021	184		
8/11/2021		61	
8/12/2021			
8/13/2021			28.9
8/16/2021			
8/17/2021			
8/18/2021			
8/19/2021	179		
2/1/2022		55.9	24.8
2/9/2022			
2/10/2022	206		
8/2/2022		54.1	20.9
8/3/2022	237		
8/4/2022			
8/11/2022			
1/23/2023			
1/24/2023		56.6	13.2
1/26/2023	234		
1/27/2023			
2/1/2023			
8/8/2023		52.8	8.1
8/10/2023			
8/11/2023			
8/12/2023	172		
2/13/2024		53.3	9.9
2/14/2024			
2/15/2024			
2/16/2024	152		

Prediction Limit

Constituent: Chloride (mg/L) Analysis Run 4/17/2024 2:36 PM View: Appendix III

Plant Hammond Client: Southern Company Data: Hammond AP-1

	HGWA-1 (bg)	HGWA-3 (bg)	HGWA-2 (bg)	HGWC-7	HGWC-8	HGWC-11	HGWC-12	HGWC-9	HGWC-10
5/19/2016	9.94	5.93	6.14						
5/20/2016				50.4	109				
5/23/2016						51.9	160	152	56.1
7/11/2016	6.3		5.9						
7/12/2016		6.2		50	110	100	160	160	63
8/30/2016	6	6.4	6.2						
9/1/2016				50	110	58	140	160	77
10/19/2016	5.8	6.5	6.1						
10/20/2016				49	110			110	
10/24/2016						220	160		99
12/6/2016	5.4	7.2	6	51	100			150	
12/7/2016						180	190		96
1/24/2017	5.2	6.4	6.1						
1/25/2017				54	110				
1/26/2017						90	160	170	7
3/21/2017	4.6	7.5	5.9	46	110				
3/22/2017						37	130	160	82
5/22/2017	4.6	6.5	5.9						
5/23/2017				49	130			150	
5/24/2017						69	120		81
10/3/2017	5.6	6.5	6.3	52	130	28	93	160	100
6/4/2018	13.1	6.3	6.1						
6/5/2018				52.3		56.1			66.6
6/6/2018					44.8		46.4	138	
10/1/2018	6.6	6.4	6.4						
10/2/2018				52.6	89.4			142	48.3
10/3/2018						24.8	88.4		
10/5/2018									
4/1/2019		6.5							
4/2/2019	20.3		5.8	55.5					
4/3/2019					91.6	4.6	62.8	130	49.3
4/5/2019									
9/23/2019	17.7	5.9	5.1						
9/24/2019					60.2				
9/25/2019				49.8					
9/26/2019									
9/27/2019						27.9	81	126	49.9
3/25/2020	20.4	6.1	5.2						
3/26/2020							48		
3/27/2020				48.3	79.8				
3/30/2020									
3/31/2020						3.2		105	
4/1/2020									5.4
6/16/2020	41.1	5.8			67.9				
6/17/2020				45.2					
9/15/2020	13.4	6	5						
9/16/2020				46.4	74.6				39.7
9/17/2020								105	
9/18/2020						34.9	74.6		
9/21/2020									
11/10/2020									
12/15/2020									

Prediction Limit

Constituent: Chloride (mg/L) Analysis Run 4/17/2024 2:36 PM View: Appendix III

Plant Hammond Client: Southern Company Data: Hammond AP-1

	HGWA-1 (bg)	HGWA-3 (bg)	HGWA-2 (bg)	HGWC-7	HGWC-8	HGWC-11	HGWC-12	HGWC-9	HGWC-10
1/19/2021									
3/10/2021	7.4								
3/11/2021		5.9	5.1						
3/12/2021									35
3/15/2021				44.5	72.4				
3/16/2021						11.5	56.8	94.7	
3/17/2021									
8/11/2021	9.6								
8/12/2021		4.8	5.2						
8/13/2021									
8/16/2021				40.3					
8/17/2021								88.6	28.3
8/18/2021					50.9	19.9	47.3		
8/19/2021									
2/1/2022	7.5	5.7	7						
2/9/2022						20.4	46.8	84.4	1.2
2/10/2022				39.8	48.2				
8/2/2022	14.1	5.9	7.8						
8/3/2022				37.9	54.1	13.8	39.2		12.3
8/4/2022								86.8	
8/11/2022				37.7					
1/23/2023		5.6							
1/24/2023	9		7.1						
1/26/2023						8.8	34.6	86.9	
1/27/2023				40					1.6
2/1/2023					52.4				
8/8/2023	26	5.3	6.6						
8/10/2023						6.5	30.6		13.4
8/11/2023								78.9	
8/12/2023				33.3	53.1				
2/13/2024	10	5.3	6.3						
2/14/2024				35.8	32.9				
2/15/2024						14.5	37.7	83.2	2.6
2/16/2024									

Prediction Limit

Constituent: Chloride (mg/L) Analysis Run 4/17/2024 2:36 PM View: Appendix III

Plant Hammond Client: Southern Company Data: Hammond AP-1

	HGWC-13	HGWA-43D (bg)	HGWA-44D (bg)
5/19/2016			
5/20/2016			
5/23/2016	93.2		
7/11/2016			
7/12/2016	78		
8/30/2016			
9/1/2016	100		
10/19/2016			
10/20/2016			
10/24/2016	140		
12/6/2016			
12/7/2016	110		
1/24/2017			
1/25/2017			
1/26/2017	70		
3/21/2017			
3/22/2017	59		
5/22/2017			
5/23/2017			
5/24/2017	50		
10/3/2017	29		
6/4/2018			
6/5/2018	72.3		
6/6/2018			
10/1/2018			
10/2/2018			
10/3/2018			
10/5/2018	32.3		
4/1/2019			
4/2/2019			
4/3/2019			
4/5/2019	36.4		
9/23/2019			
9/24/2019			
9/25/2019			
9/26/2019	109		
9/27/2019			
3/25/2020			
3/26/2020			
3/27/2020			
3/30/2020	75.1		
3/31/2020			
4/1/2020			
6/16/2020			
6/17/2020			
9/15/2020			
9/16/2020		4.1	7.2
9/17/2020			
9/18/2020			
9/21/2020	41.2		
11/10/2020		4.4	7.8
12/15/2020		4.7	9.4

Prediction Limit

Constituent: Chloride (mg/L) Analysis Run 4/17/2024 2:36 PM View: Appendix III

Plant Hammond Client: Southern Company Data: Hammond AP-1

	HGWC-13	HGWA-43D (bg)	HGWA-44D (bg)
1/19/2021		4.1	9.5
3/10/2021			12.3
3/11/2021		4.5	
3/12/2021			
3/15/2021			
3/16/2021			
3/17/2021	31.4		
8/11/2021		3.5	
8/12/2021			
8/13/2021			39.9
8/16/2021			
8/17/2021			
8/18/2021			
8/19/2021	24.4		
2/1/2022		4.1	44.8
2/9/2022			
2/10/2022	17.4		
8/2/2022		4.3	19.8
8/3/2022	13		
8/4/2022			
8/11/2022			
1/23/2023			
1/24/2023		4.3	24.9
1/26/2023	12.5		
1/27/2023			
2/1/2023			
8/8/2023		3.5	27
8/10/2023			
8/11/2023			
8/12/2023	15.3		
2/13/2024		3.9	27.7
2/14/2024			
2/15/2024			
2/16/2024	16.7		

Prediction Limit

Constituent: Fluoride (mg/L) Analysis Run 4/17/2024 2:36 PM View: Appendix III

Plant Hammond Client: Southern Company Data: Hammond AP-1

	HGWA-1 (bg)	HGWA-3 (bg)	HGWA-2 (bg)	HGWC-7	HGWC-8	HGWC-11	HGWC-13	HGWC-10	HGWC-9
5/19/2016	0.105 (J)	0.0513 (J)	0.0303 (J)						
5/20/2016				0.0828 (J)	0.499				
5/23/2016						0.203 (J)	0.2587 (J)	0.0394 (J)	<0.1
7/11/2016	0.16 (J)		0.05 (J)						
7/12/2016		0.12 (J)		0.2 (J)	0.67	0.44	0.53	0.15 (J)	0.24 (J)
8/30/2016	0.09 (J)	0.09 (J)	0.06 (J)						
9/1/2016				0.51	0.94	0.67	0.74	0.5	0.46
10/19/2016	0.1 (J)	0.1 (J)	0.04 (J)						
10/20/2016				0.4	0.56				0.56
10/24/2016						0.26 (J)	0.31	0.06 (J)	
12/6/2016	0.11 (J)	0.21 (J)	0.36	0.26 (J)	0.76				0.31
12/7/2016						0.55	1	0.44	
1/24/2017	0.09 (J)	0.06 (J)	<0.1						
1/25/2017				0.24 (J)	1.1				
1/26/2017						0.27 (J)	0.68	0.29 (J)	0.004 (J)
3/21/2017	0.13 (J)	0.005 (J)	<0.1	0.13 (J)	0.46				
3/22/2017						0.66	0.76	0.34	0.28 (J)
5/22/2017	0.12 (J)	0.05 (J)	<0.1						
5/23/2017				0.11 (J)	0.65				0.29 (J)
5/24/2017						0.35	0.54	0.13 (J)	
10/3/2017	0.13 (J)	0.13 (J)	<0.1	0.17 (J)	0.66	0.56	0.83	0.46	0.53
4/2/2018	<0.1		<0.1						
4/3/2018		<0.1		<0.1	0.39				<0.1
4/4/2018						0.39	0.65	<0.1	
6/4/2018	0.074 (J)	<0.1	<0.1						
6/5/2018				0.099 (J)		0.24 (J)	0.47	<0.1	
6/6/2018					0.46				0.12 (J)
10/1/2018	<0.1	<0.1	<0.1						
10/2/2018				<0.1	0.51			0.17 (J)	0.031 (J)
10/3/2018						0.31			
10/5/2018							0.77		
3/12/2019	0.29 (J)	0.072 (J)	0.038 (J)		0.58				
3/13/2019				0.12 (J)		0.51	0.78	0.17 (J)	0.14 (J)
3/14/2019									
4/1/2019		0.029 (J)							
4/2/2019	0.1 (J)		0.071 (J)	0.097 (J)					
4/3/2019					0.63	0.43		0.082 (J)	0.14 (J)
4/5/2019							0.83		
9/23/2019	0.078 (J)	<0.1	<0.1						
9/24/2019					0.49				
9/25/2019				0.1 (J)					
9/26/2019							0.64		
9/27/2019						0.42		0.17 (J)	0.26 (J)
3/2/2020	0.076 (J)	<0.1	<0.1						
3/3/2020					0.45	0.24 (J)		0.11 (J)	
3/4/2020				0.077 (J)			0.37		0.08 (J)
3/25/2020	0.098 (J)	<0.1	<0.1						
3/26/2020									
3/27/2020				0.059 (J)	0.46				
3/30/2020							0.44		
3/31/2020						0.19 (J)			0.074 (J)
4/1/2020								0.12 (J)	

ND substitution: RL or RL/2 if <15% NDs.

Prediction Limit

Constituent: Fluoride (mg/L) Analysis Run 4/17/2024 2:36 PM View: Appendix III

Plant Hammond Client: Southern Company Data: Hammond AP-1

	HGWA-1 (bg)	HGWA-3 (bg)	HGWA-2 (bg)	HGWC-7	HGWC-8	HGWC-11	HGWC-13	HGWC-10	HGWC-9
6/16/2020	0.071 (J)	<0.1			0.45				
6/17/2020				0.077 (J)					
9/15/2020	0.082 (J)	<0.1	<0.1						
9/16/2020				0.081 (J)	0.53			<0.1	
9/17/2020									0.1
9/18/2020						0.15			
9/21/2020							0.44		
11/10/2020									
12/15/2020									
1/19/2021									
2/8/2021	0.078 (J)								
2/9/2021		0.074 (J)	<0.1						
2/10/2021				0.085 (J)					
2/12/2021						0.17			
2/15/2021								0.08 (J)	
2/16/2021					0.47				0.096 (J)
2/22/2021							0.55		
3/10/2021	0.079 (J)								
3/11/2021		<0.1	0.1						
3/12/2021								0.054 (J)	
3/15/2021				0.086 (J)	0.51				
3/16/2021						0.21			0.098 (J)
3/17/2021							0.65		
8/11/2021	0.058 (J)								
8/12/2021		<0.1	<0.1						
8/13/2021									
8/16/2021				0.084 (J)					
8/17/2021								<0.1	0.095 (J)
8/18/2021					0.41	0.21			
8/19/2021							0.53		
2/1/2022	0.064 (J)	<0.1	<0.1						
2/9/2022						0.2		0.12	0.1
2/10/2022				0.083 (J)	0.42		0.53		
8/2/2022	0.09 (J)	0.067 (J)	0.053 (J)						
8/3/2022				0.11	0.44	0.22	0.55	0.13	
8/4/2022									0.13
8/11/2022				0.11					
1/23/2023		0.061 (J)							
1/24/2023	0.089 (J)		0.053 (J)						
1/26/2023						0.2	0.4		0.11
1/27/2023				0.1				0.16	
2/1/2023					0.4				
8/8/2023	0.088 (J)	0.055 (J)	0.07 (J)						
8/10/2023						0.15		0.05 (J)	
8/11/2023									0.12
8/12/2023				0.071 (J)	0.59		0.32		
2/13/2024	0.071 (J)	<0.1	0.17						
2/14/2024				0.081 (J)	0.3				
2/15/2024						0.21		0.12	0.087 (J)
2/16/2024							0.33		

ND substitution: RL or RL/2 if <15% NDs.

Prediction Limit

Constituent: Fluoride (mg/L) Analysis Run 4/17/2024 2:36 PM View: Appendix III

Plant Hammond Client: Southern Company Data: Hammond AP-1

	HGWC-12	HGWA-43D (bg)	HGWA-44D (bg)
5/19/2016			
5/20/2016			
5/23/2016	0.212 (J)		
7/11/2016			
7/12/2016	0.31		
8/30/2016			
9/1/2016	0.62		
10/19/2016			
10/20/2016			
10/24/2016	0.19 (J)		
12/6/2016			
12/7/2016	0.73		
1/24/2017			
1/25/2017			
1/26/2017	0.12 (J)		
3/21/2017			
3/22/2017	0.44		
5/22/2017			
5/23/2017			
5/24/2017	0.34		
10/3/2017	0.58		
4/2/2018			
4/3/2018			
4/4/2018	<0.1		
6/4/2018			
6/5/2018			
6/6/2018	0.21 (J)		
10/1/2018			
10/2/2018			
10/3/2018	0.15 (J)		
10/5/2018			
3/12/2019			
3/13/2019			
3/14/2019	1.1		
4/1/2019			
4/2/2019			
4/3/2019	0.3 (J)		
4/5/2019			
9/23/2019			
9/24/2019			
9/25/2019			
9/26/2019			
9/27/2019	0.26 (J)		
3/2/2020			
3/3/2020	0.21 (J)		
3/4/2020			
3/25/2020			
3/26/2020	0.17 (J)		
3/27/2020			
3/30/2020			
3/31/2020			
4/1/2020			

ND substitution: RL or RL/2 if <15% NDs.

Prediction Limit

Constituent: Fluoride (mg/L) Analysis Run 4/17/2024 2:36 PM View: Appendix III

Plant Hammond Client: Southern Company Data: Hammond AP-1

	HGWC-12	HGWA-43D (bg)	HGWA-44D (bg)
6/16/2020			
6/17/2020			
9/15/2020			
9/16/2020		0.22	0.52
9/17/2020			
9/18/2020	0.15		
9/21/2020			
11/10/2020		0.19	0.59
12/15/2020		0.21	0.67
1/19/2021		0.16	0.74
2/8/2021			
2/9/2021		0.19	0.44
2/10/2021			
2/12/2021	0.19		
2/15/2021			
2/16/2021			
2/22/2021			
3/10/2021			0.65
3/11/2021		0.2	
3/12/2021			
3/15/2021			
3/16/2021	0.2		
3/17/2021			
8/11/2021		0.15	
8/12/2021			
8/13/2021			0.87
8/16/2021			
8/17/2021			
8/18/2021	0.15		
8/19/2021			
2/1/2022		0.19	0.96
2/9/2022	0.2		
2/10/2022			
8/2/2022		0.22	0.8
8/3/2022	0.21		
8/4/2022			
8/11/2022			
1/23/2023			
1/24/2023		0.23	1.3
1/26/2023	0.21		
1/27/2023			
2/1/2023			
8/8/2023		0.18	1.3
8/10/2023	0.17		
8/11/2023			
8/12/2023			
2/13/2024		0.2	1.5
2/14/2024			
2/15/2024	0.19		
2/16/2024			

Prediction Limit

Constituent: pH, Field (SU) Analysis Run 4/17/2024 2:36 PM View: Appendix III

Plant Hammond Client: Southern Company Data: Hammond AP-1

	HGWA-1 (bg)	HGWA-3 (bg)	HGWA-2 (bg)	HGWC-7	HGWC-8	HGWC-12	HGWC-13	HGWC-11	HGWC-10
5/19/2016	7.27	7.45	5.81						
5/20/2016				7.14	6.99				
5/23/2016						7.15	7.14	6.22	6.83
7/11/2016	7.06		5.68						
7/12/2016		7.32		7.13	6.88	6.87	7.04	6.04	6.58
8/30/2016	7.28	7.43	5.63						
9/1/2016				7.29	6.73	7.2	7.24	6.26	6.54
10/19/2016	7.02	7.03	5.46						
10/20/2016				7.1	6.9				
10/24/2016						7.1	6.9	6.46	6.59
12/6/2016	7.09	7.08	5.38	7.15	6.98				
12/7/2016						6.92	6.91	6.29	6.56
1/24/2017	7.2	7.39	5.37						
1/25/2017				7.11	7.04				
1/26/2017						7.05	7.08	6.46	6.83
3/21/2017	7.01	6.83	4.9	7.12	6.87				
3/22/2017						7.08	7.13	5.81	6.66
5/22/2017	7.11	7.02	5.2						
5/23/2017				7.08	6.87				
5/24/2017						7.11	7.15	6.51	6.67
10/3/2017	7.21	7.47	5.3	7.21	6.72	7.01	7.32	6.25	6.54
4/2/2018	7.1		5.4						
4/3/2018		7.38		7.14	6.87				
4/4/2018						7.12	7.27	5.86	6.61
6/4/2018	7.06	7.38	5.27						
6/5/2018				7.13			7.2	6.27	6.65
6/6/2018					6.9	7.12			
10/1/2018	7.09	7.13	5.31						
10/2/2018				7.12	6.9				6.55
10/3/2018						7.08		5.97	
10/5/2018							7.24		
3/12/2019	7.03	7.29	5.42		6.91				
3/13/2019				7.27			7.24	5.92	6.7
3/14/2019						7.09			
4/1/2019		7.16							
4/2/2019	6.86		5.41	7.27					
4/3/2019					6.85	6.96		5.69	6.55
4/5/2019							7.24		
9/23/2019	7.02	7.3	5.33						
9/24/2019					6.95				
9/25/2019				7.11					
9/26/2019							6.94		
9/27/2019						7.07		5.75	6.64
3/2/2020	7.1	7.12	5.43						
3/3/2020					7.06	6.95		5.95	6.67
3/4/2020				7.17			7.16		
3/25/2020	6.95	7.4	5.36						
3/26/2020						6.99			
3/27/2020				7.05	6.95				
3/30/2020							6.91		
3/31/2020								5.7	
4/1/2020									6.84

Prediction Limit

Constituent: pH, Field (SU) Analysis Run 4/17/2024 2:36 PM View: Appendix III

Plant Hammond Client: Southern Company Data: Hammond AP-1

	HGWA-1 (bg)	HGWA-3 (bg)	HGWA-2 (bg)	HGWC-7	HGWC-8	HGWC-12	HGWC-13	HGWC-11	HGWC-10
6/16/2020	6.97 (D)	7.31 (D)			6.97 (D)				
6/17/2020				7.2 (D)					
9/15/2020	7.15	7.29	5.22						
9/16/2020				7.3	6.92				6.66
9/17/2020									
9/18/2020						7.15		6.42	
9/21/2020							7.34		
11/10/2020									
12/15/2020									
1/19/2021									
2/8/2021	7.11								
2/9/2021		7.23	5.42						
2/10/2021				7.29					
2/12/2021						6.23		7.27	
2/15/2021									6.83
2/16/2021					7.16				
2/22/2021							7.27		
3/10/2021	6.95								
3/11/2021		7.33	5.8						
3/12/2021									6.76
3/15/2021				7.19	7.09				
3/16/2021						7.15		5.95	
3/17/2021							7.33		
8/11/2021	6.98								
8/12/2021		7.31	5.05						
8/13/2021									
8/16/2021				7.12					
8/17/2021									6.75
8/18/2021					7.02	6.89		6.1	
8/19/2021							7.38		
2/1/2022	7.19	7.45	5.24						
2/9/2022						7.23		6.55	7
2/10/2022				7.22	6.99		7.54		
8/3/2022				6.93	6.84	7.13	7.09	6.23	6.73
8/4/2022									
8/11/2022				7.07					
1/23/2023		7.32							
1/24/2023	6.76		5.22						
1/26/2023						7.1	6.9	6.23	
1/27/2023				7.25					6.89
2/1/2023					6.6				
8/8/2023	7.05	7.42	5.01						
8/10/2023						7.08		5.9	6.81
8/11/2023									
8/12/2023				7.36	6.84		6.89		
2/13/2024	7.06	7.35	5.49						
2/14/2024				7.3	6.66				
2/15/2024						7.02		6.36	6.93
2/16/2024							6.9		

Prediction Limit

Constituent: pH, Field (SU) Analysis Run 4/17/2024 2:36 PM View: Appendix III

Plant Hammond Client: Southern Company Data: Hammond AP-1

	HGWC-9	HGWA-44D (bg)	HGWA-43D (bg)
5/19/2016			
5/20/2016			
5/23/2016	7.23		
7/11/2016			
7/12/2016	6.87		
8/30/2016			
9/1/2016	7.15		
10/19/2016			
10/20/2016	7.05		
10/24/2016			
12/6/2016	7.15		
12/7/2016			
1/24/2017			
1/25/2017			
1/26/2017	6.99		
3/21/2017			
3/22/2017	7.03		
5/22/2017			
5/23/2017	7.05		
5/24/2017			
10/3/2017	7.07		
4/2/2018			
4/3/2018	6.99		
4/4/2018			
6/4/2018			
6/5/2018			
6/6/2018	7.02		
10/1/2018			
10/2/2018	7.05		
10/3/2018			
10/5/2018			
3/12/2019			
3/13/2019	7.06		
3/14/2019			
4/1/2019			
4/2/2019			
4/3/2019	6.88		
4/5/2019			
9/23/2019			
9/24/2019			
9/25/2019			
9/26/2019			
9/27/2019	7.01		
3/2/2020			
3/3/2020			
3/4/2020	6.97		
3/25/2020			
3/26/2020			
3/27/2020			
3/30/2020			
3/31/2020	7.07		
4/1/2020			

Prediction Limit

Constituent: pH, Field (SU) Analysis Run 4/17/2024 2:36 PM View: Appendix III

Plant Hammond Client: Southern Company Data: Hammond AP-1

	HGWC-9	HGWA-44D (bg)	HGWA-43D (bg)
6/16/2020			
6/17/2020			
9/15/2020			
9/16/2020		7.83	7.52
9/17/2020	6.99		
9/18/2020			
9/21/2020			
11/10/2020		7.84	7.27
12/15/2020		7.87	7.39
1/19/2021		7.86	7.39
2/8/2021			
2/9/2021		7.84	7.44
2/10/2021			
2/12/2021			
2/15/2021			
2/16/2021	7.26		
2/22/2021			
3/10/2021		7.92	
3/11/2021			7.46
3/12/2021			
3/15/2021			
3/16/2021	7.1		
3/17/2021			
8/11/2021			7.4
8/12/2021			
8/13/2021		7.77	
8/16/2021			
8/17/2021	7.1		
8/18/2021			
8/19/2021			
2/1/2022		8.25	7.52
2/9/2022	7.3		
2/10/2022			
8/3/2022			
8/4/2022	7.03		
8/11/2022			
1/23/2023			
1/24/2023		8.22	7.56
1/26/2023	7.07		
1/27/2023			
2/1/2023			
8/8/2023		8.2	7.39
8/10/2023			
8/11/2023	7.09		
8/12/2023			
2/13/2024		8.1	7.47
2/14/2024			
2/15/2024	6.82		
2/16/2024			

Prediction Limit

Constituent: Sulfate (mg/L) Analysis Run 4/17/2024 2:36 PM View: Appendix III

Plant Hammond Client: Southern Company Data: Hammond AP-1

	HGWA-1 (bg)	HGWA-3 (bg)	HGWA-2 (bg)	HGWC-7	HGWC-8	HGWC-11	HGWC-12	HGWC-9	HGWC-10
5/19/2016	66.9	42.3	48.6						
5/20/2016				96	219				
5/23/2016						260	288	207	175
7/11/2016	41		45						
7/12/2016		44		100	230	390	320	230	190
8/30/2016	36	40	42						
9/1/2016				100	230	240	300	230	190
10/19/2016	46	43	44						
10/20/2016				110	240			240	
10/24/2016						370	270		190
12/6/2016	59	43	44	110	250			240	
12/7/2016						260	280		200
1/24/2017	46	48	46						
1/25/2017				110	260				
1/26/2017						230	260	270	90
3/21/2017	63	45	46	110	240				
3/22/2017						330	220	240	170
5/22/2017	77	46	48						
5/23/2017				110	270			240	
5/24/2017						230	210		190
10/3/2017	42	48	47	120	230	230	190	240	200
6/4/2018	71.8	46.6	47.8						
6/5/2018				117		204			205
6/6/2018					190		162	214	
10/1/2018	49.1	48.6	48.1						
10/2/2018				120	193			218	178
10/3/2018						233	191		
10/5/2018									
4/1/2019		50.4							
4/2/2019	84.3		48.7	127					
4/3/2019					194	298	176	214	159
4/5/2019									
9/23/2019	70.2	43.9	47.2						
9/24/2019					133				
9/25/2019				109					
9/26/2019									
9/27/2019						<1	198	214	181
3/25/2020	85.9	50.5	46.3						
3/26/2020							182		
3/27/2020				109	173				
3/30/2020									
3/31/2020						283		185	
4/1/2020									59
6/16/2020	88.2	49.5			157				
6/17/2020				102					
9/15/2020	47.3	44.7	51.5						
9/16/2020				109	194				169
9/17/2020								209	
9/18/2020						272	266		
9/21/2020									
11/10/2020									
12/15/2020									

ND substitution: RL or RL/2 if <15% NDs.

Prediction Limit

Constituent: Sulfate (mg/L) Analysis Run 4/17/2024 2:36 PM View: Appendix III

Plant Hammond Client: Southern Company Data: Hammond AP-1

	HGWA-1 (bg)	HGWA-3 (bg)	HGWA-2 (bg)	HGWC-7	HGWC-8	HGWC-11	HGWC-12	HGWC-9	HGWC-10
1/19/2021									
3/10/2021	49.6								
3/11/2021		50.4	52.9						
3/12/2021									120
3/15/2021				107	272				
3/16/2021						291	248	211	
3/17/2021									
8/11/2021	48.9								
8/12/2021		38.6	47.4						
8/13/2021									
8/16/2021				98.1					
8/17/2021								207	156
8/18/2021					245	237	226		
8/19/2021									
2/1/2022	43.7	46	67.1						
2/9/2022						276	252	224	49.2
2/10/2022				97.5	224				
8/2/2022	58.1	43.5	86.9						
8/3/2022				105	241	254	236		119
8/4/2022								243	
8/11/2022				121					
1/23/2023		39.5							
1/24/2023	48.3		79.7						
1/26/2023						209	228	217	
1/27/2023				119					37.3
2/1/2023					179				
8/8/2023	67.7	35	89.9						
8/10/2023						190	209		128
8/11/2023								197	
8/12/2023				84.2	170				
2/13/2024	50.4	35.5	93.9						
2/14/2024				102	137				
2/15/2024						208	240	199	51.2
2/16/2024									

Prediction Limit

Constituent: Sulfate (mg/L) Analysis Run 4/17/2024 2:36 PM View: Appendix III

Plant Hammond Client: Southern Company Data: Hammond AP-1

	HGWC-13	HGWA-43D (bg)	HGWA-44D (bg)
5/19/2016			
5/20/2016			
5/23/2016	215		
7/11/2016			
7/12/2016	210		
8/30/2016			
9/1/2016	190		
10/19/2016			
10/20/2016			
10/24/2016	180		
12/6/2016			
12/7/2016	120		
1/24/2017			
1/25/2017			
1/26/2017	83		
3/21/2017			
3/22/2017	100		
5/22/2017			
5/23/2017			
5/24/2017	110		
10/3/2017	67		
6/4/2018			
6/5/2018	187		
6/6/2018			
10/1/2018			
10/2/2018			
10/3/2018			
10/5/2018	78.3		
4/1/2019			
4/2/2019			
4/3/2019			
4/5/2019	105		
9/23/2019			
9/24/2019			
9/25/2019			
9/26/2019	444		
9/27/2019			
3/25/2020			
3/26/2020			
3/27/2020			
3/30/2020	393		
3/31/2020			
4/1/2020			
6/16/2020			
6/17/2020			
9/15/2020			
9/16/2020		43	6.9
9/17/2020			
9/18/2020			
9/21/2020	359		
11/10/2020		39	6.3
12/15/2020		38.8	6.7

Prediction Limit

Constituent: Sulfate (mg/L) Analysis Run 4/17/2024 2:36 PM View: Appendix III

Plant Hammond Client: Southern Company Data: Hammond AP-1

	HGWC-13	HGWA-43D (bg)	HGWA-44D (bg)
1/19/2021		37.3	7.4
3/10/2021			<1
3/11/2021		38.6	
3/12/2021			
3/15/2021			
3/16/2021			
3/17/2021	384		
8/11/2021		30.5	
8/12/2021			
8/13/2021			56.1
8/16/2021			
8/17/2021			
8/18/2021			
8/19/2021	339		
2/1/2022		37.5	56.3
2/9/2022			
2/10/2022	371		
8/2/2022		37	13.2
8/3/2022	451		
8/4/2022			
8/11/2022			
1/23/2023			
1/24/2023		34.7	10.1
1/26/2023	495		
1/27/2023			
2/1/2023			
8/8/2023		25.6	1.3
8/10/2023			
8/11/2023			
8/12/2023	347		
2/13/2024		28.9	2
2/14/2024			
2/15/2024			
2/16/2024	285		

ND substitution: RL or RL/2 if <15% NDs.

Prediction Limit

Constituent: Total Dissolved Solids (mg/L) Analysis Run 4/17/2024 2:36 PM View: Appendix III

Plant Hammond Client: Southern Company Data: Hammond AP-1

	HGWA-1 (bg)	HGWA-3 (bg)	HGWA-2 (bg)	HGWC-7	HGWC-8	HGWC-11	HGWC-12	HGWC-9	HGWC-10
5/19/2016	421	267	143						
5/20/2016				427	711				
5/23/2016						564	1060	984	629
7/11/2016	363		125						
7/12/2016		249		410	704	627	909	887	661
8/30/2016	330	254	168						
9/1/2016				484	763	656	1480	956	769
10/19/2016	380	357	176						
10/20/2016				393	644			642	
10/24/2016						836	868		643
12/6/2016	377	285	145	492	733			899	
12/7/2016						748	811		697
1/24/2017	342	300	129						
1/25/2017				461	744				
1/26/2017						571	846	869	368
3/21/2017	340	288	103	415	818				
3/22/2017						597	804	936	683
5/22/2017	338	263	92						
5/23/2017				450	765			939	
5/24/2017						566	803		696
10/3/2017	343	300	127	464	812	443	608	1040	746
6/4/2018	415	266	140						
6/5/2018				459		489			679
6/6/2018					611		535	810	
10/1/2018	354	291	135						
10/2/2018				426	597			693	572
10/3/2018						449	607		
10/5/2018									
4/1/2019		284							
4/2/2019	452		133	428					
4/3/2019					543	483	462	673	525
4/5/2019									
9/23/2019	442	268	129						
9/24/2019					457				
9/25/2019				503					
9/26/2019									
9/27/2019						528	653	730	624
3/25/2020	496	284	138						
3/26/2020							533		
3/27/2020				413	541				
3/30/2020									
3/31/2020						565		1010	
4/1/2020									290
6/16/2020	632	448			573				
6/17/2020				423					
9/15/2020	265	258	124						
9/16/2020				392	552				490
9/17/2020								680	
9/18/2020						626	704		
9/21/2020									
11/10/2020									
12/15/2020									

Prediction Limit

Constituent: Total Dissolved Solids (mg/L) Analysis Run 4/17/2024 2:36 PM View: Appendix III

Plant Hammond Client: Southern Company Data: Hammond AP-1

	HGWA-1 (bg)	HGWA-3 (bg)	HGWA-2 (bg)	HGWC-7	HGWC-8	HGWC-11	HGWC-12	HGWC-9	HGWC-10
1/19/2021									
3/10/2021	348								
3/11/2021		267	169						
3/12/2021									490 (H1)
3/15/2021				370	614				
3/16/2021						558	614	672	
3/17/2021									
8/11/2021	366								
8/12/2021		265	118						
8/13/2021									
8/16/2021				407					
8/17/2021								704	496
8/18/2021					620	566	600		
8/19/2021									
2/1/2022	270	350	156						
2/9/2022						544	678	756	250
2/10/2022				414	578				
8/2/2022	400	287	196						
8/3/2022				441	648	572	650		433
8/4/2022								760	
8/11/2022				445					
1/23/2023		293							
1/24/2023	369		164						
1/26/2023						429	624	745	
1/27/2023				473					188
2/1/2023					528				
8/8/2023	457	285	189						
8/10/2023						438	683		504
8/11/2023								757	
8/12/2023				378	564				
2/13/2024	402	284	214						
2/14/2024				440	407				
2/15/2024						491	660	663	229
2/16/2024									

Prediction Limit

Constituent: Total Dissolved Solids (mg/L) Analysis Run 4/17/2024 2:36 PM View: Appendix III

Plant Hammond Client: Southern Company Data: Hammond AP-1

	HGWC-13	HGWA-43D (bg)	HGWA-44D (bg)
5/19/2016			
5/20/2016			
5/23/2016	683		
7/11/2016			
7/12/2016	563		
8/30/2016			
9/1/2016	702		
10/19/2016			
10/20/2016			
10/24/2016	647		
12/6/2016			
12/7/2016	465		
1/24/2017			
1/25/2017			
1/26/2017	411		
3/21/2017			
3/22/2017	427		
5/22/2017			
5/23/2017			
5/24/2017	377		
10/3/2017	268		
6/4/2018			
6/5/2018	528		
6/6/2018			
10/1/2018			
10/2/2018			
10/3/2018			
10/5/2018	322		
4/1/2019			
4/2/2019			
4/3/2019			
4/5/2019	331		
9/23/2019			
9/24/2019			
9/25/2019			
9/26/2019	1010		
9/27/2019			
3/25/2020			
3/26/2020			
3/27/2020			
3/30/2020	895		
3/31/2020			
4/1/2020			
6/16/2020			
6/17/2020			
9/15/2020			
9/16/2020		272	270
9/17/2020			
9/18/2020			
9/21/2020	732		
11/10/2020		307	287
12/15/2020		289	295

Prediction Limit

Constituent: Total Dissolved Solids (mg/L) Analysis Run 4/17/2024 2:36 PM View: Appendix III

Plant Hammond Client: Southern Company Data: Hammond AP-1

	HGWC-13	HGWA-43D (bg)	HGWA-44D (bg)
1/19/2021		270	278
3/10/2021			289
3/11/2021		279	
3/12/2021			
3/15/2021			
3/16/2021			
3/17/2021	716		
8/11/2021		277	
8/12/2021			
8/13/2021			436
8/16/2021			
8/17/2021			
8/18/2021			
8/19/2021	726		
2/1/2022		156	444
2/9/2022			
2/10/2022	814		
8/2/2022		278	311
8/3/2022	958		
8/4/2022			
8/11/2022			
1/23/2023			
1/24/2023		271	363
1/26/2023	962		
1/27/2023			
2/1/2023			
8/8/2023		274	361
8/10/2023			
8/11/2023			
8/12/2023	803		
2/13/2024		291	379
2/14/2024			
2/15/2024			
2/16/2024	666		

Appendix III Interwell Prediction Limits - July 2023 Non-Routine - Significant Results

Plant Hammond Client: Southern Company Data: Hammond AP-1 Printed 8/5/2024, 10:08 AM

Constituent	Well	Upper Lim.	Lower Lim.	Date	Observ.	Sig.	Bg N	Bg Mean	Std. Dev.	%NDs	ND Adj.	Transform	Alpha	Method
Boron (mg/L)	**HGWC-13**	**0.44**	**n/a**	**7/17/2023**	**1**	**Yes**	**80**	**n/a**	**n/a**	**5**	**n/a**	**n/a**	**0.0002983**	**NP Inter (normality) 1 of 2**
Boron (mg/L)	**HGWC-8**	**0.44**	**n/a**	**7/13/2023**	**2**	**Yes**	**80**	**n/a**	**n/a**	**5**	**n/a**	**n/a**	**0.0002983**	**NP Inter (normality) 1 of 2**
Calcium (mg/L)	**HGWC-13**	**138**	**n/a**	**7/17/2023**	**179**	**Yes**	**80**	**n/a**	**n/a**	**0**	**n/a**	**n/a**	**0.0002983**	**NP Inter (normality) 1 of 2**
Chloride (mg/L)	**HGWC-8**	**44.8**	**n/a**	**7/13/2023**	**47.9**	**Yes**	**80**	**n/a**	**n/a**	**0**	**n/a**	**n/a**	**0.0002983**	**NP Inter (normality) 1 of 2**
Sulfate (mg/L)	**HGWC-13**	**88.2**	**n/a**	**7/17/2023**	**393**	**Yes**	**80**	**n/a**	**n/a**	**1.25**	**n/a**	**n/a**	**0.0002983**	**NP Inter (normality) 1 of 2**
Sulfate (mg/L)	**HGWC-8**	**88.2**	**n/a**	**7/13/2023**	**163**	**Yes**	**80**	**n/a**	**n/a**	**1.25**	**n/a**	**n/a**	**0.0002983**	**NP Inter (normality) 1 of 2**
Total Dissolved Solids (mg/L)	**HGWC-13**	**632**	**n/a**	**7/17/2023**	**817**	**Yes**	**80**	**n/a**	**n/a**	**0**	**n/a**	**n/a**	**0.0002983**	**NP Inter (normality) 1 of 2**

Appendix III Interwell Prediction Limits - July 2023 Non-Routine - All Results

Plant Hammond Client: Southern Company Data: Hammond AP-1 Printed 8/5/2024, 10:08 AM

Constituent	Well	Upper Lim.	Lower Lim.	Date	Observ.	Sig.	Bg N	Bg Mean	Std. Dev.	%NDs	ND Adj.	Transform	Alpha	Method
Boron (mg/L)	**HGWC-13**	**0.44**	**n/a**	**7/17/2023**	**1**	**Yes**	**80**	**n/a**	**n/a**	**5**	**n/a**	**n/a**	**0.0002983**	**NP Inter (normality) 1 of 2**
Boron (mg/L)	**HGWC-8**	**0.44**	**n/a**	**7/13/2023**	**2**	**Yes**	**80**	**n/a**	**n/a**	**5**	**n/a**	**n/a**	**0.0002983**	**NP Inter (normality) 1 of 2**
Calcium (mg/L)	**HGWC-13**	**138**	**n/a**	**7/17/2023**	**179**	**Yes**	**80**	**n/a**	**n/a**	**0**	**n/a**	**n/a**	**0.0002983**	**NP Inter (normality) 1 of 2**
Calcium (mg/L)	HGWC-8	138	n/a	7/13/2023	107	No	80	n/a	n/a	0	n/a	n/a	0.0002983	NP Inter (normality) 1 of 2
Chloride (mg/L)	HGWC-13	44.8	n/a	7/17/2023	17.8	No	80	n/a	n/a	0	n/a	n/a	0.0002983	NP Inter (normality) 1 of 2
Chloride (mg/L)	**HGWC-8**	**44.8**	**n/a**	**7/13/2023**	**47.9**	**Yes**	**80**	**n/a**	**n/a**	**0**	**n/a**	**n/a**	**0.0002983**	**NP Inter (normality) 1 of 2**
Fluoride (mg/L)	HGWC-13	1.3	n/a	7/17/2023	0.32	No	94	n/a	n/a	28.72	n/a	n/a	0.0002194	NP Inter (normality) 1 of 2
Fluoride (mg/L)	HGWC-8	1.3	n/a	7/13/2023	0.49	No	94	n/a	n/a	28.72	n/a	n/a	0.0002194	NP Inter (normality) 1 of 2
pH, Field (SU)	HGWC-13	8.25	4.9	7/17/2023	6.67	No	89	n/a	n/a	0	n/a	n/a	0.0004864	NP Inter (normality) 1 of 2
pH, Field (SU)	HGWC-8	8.25	4.9	7/13/2023	6.65	No	89	n/a	n/a	0	n/a	n/a	0.0004864	NP Inter (normality) 1 of 2
Sulfate (mg/L)	**HGWC-13**	**88.2**	**n/a**	**7/17/2023**	**393**	**Yes**	**80**	**n/a**	**n/a**	**1.25**	**n/a**	**n/a**	**0.0002983**	**NP Inter (normality) 1 of 2**
Sulfate (mg/L)	**HGWC-8**	**88.2**	**n/a**	**7/13/2023**	**163**	**Yes**	**80**	**n/a**	**n/a**	**1.25**	**n/a**	**n/a**	**0.0002983**	**NP Inter (normality) 1 of 2**
Total Dissolved Solids (mg/L)	**HGWC-13**	**632**	**n/a**	**7/17/2023**	**817**	**Yes**	**80**	**n/a**	**n/a**	**0**	**n/a**	**n/a**	**0.0002983**	**NP Inter (normality) 1 of 2**
Total Dissolved Solids (mg/L)	HGWC-8	632	n/a	7/13/2023	513	No	80	n/a	n/a	0	n/a	n/a	0.0002983	NP Inter (normality) 1 of 2

Sanitas™ v.10.0.20 Software licensed to Groundwater Stats Consulting. UG

Exceeds Limit: HGWC-13, HGWC-8

Prediction Limit

Interwell Non-parametric

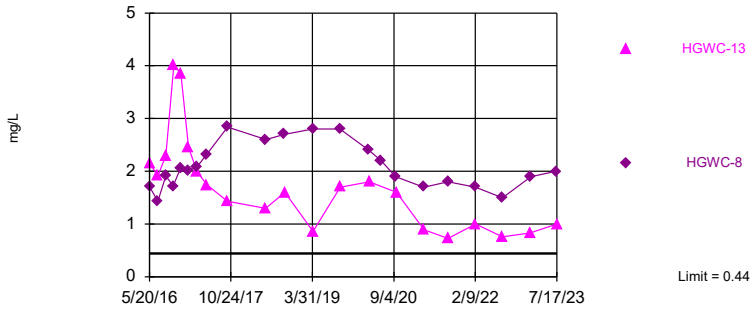

Non-parametric test used in lieu of parametric prediction limit because the Shapiro Francia normality test showed the data to be non-normal at the 0.01 alpha level. Limit is highest of 80 background values. 5% NDs. Annual per-constituent alpha = 0.004169. Individual comparison alpha = 0.0002983 (1 of 2). Comparing 2 points to limit. Assumes 5 future values.

Constituent: Boron Analysis Run 8/5/2024 10:06 AM View: Appendix III - NonRoutine
Plant Hammond Client: Southern Company Data: Hammond AP-1

Sanitas™ v.10.0.20 Software licensed to Groundwater Stats Consulting. UG

Exceeds Limit: HGWC-13

Prediction Limit

Interwell Non-parametric

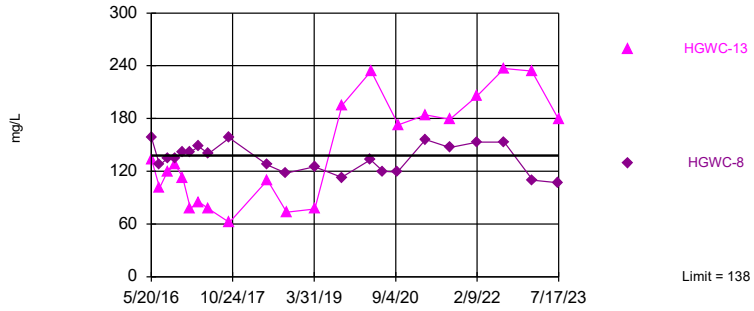

Non-parametric test used in lieu of parametric prediction limit because the Shapiro Francia normality test showed the data to be non-normal at the 0.01 alpha level. Limit is highest of 80 background values. Annual per-constituent alpha = 0.004169. Individual comparison alpha = 0.0002983 (1 of 2). Comparing 2 points to limit. Assumes 5 future values.

Constituent: Calcium Analysis Run 8/5/2024 10:07 AM View: Appendix III - NonRoutine
Plant Hammond Client: Southern Company Data: Hammond AP-1

Sanitas™ v.10.0.20 Software licensed to Groundwater Stats Consulting. UG

Exceeds Limit: HGWC-8

Prediction Limit

Interwell Non-parametric

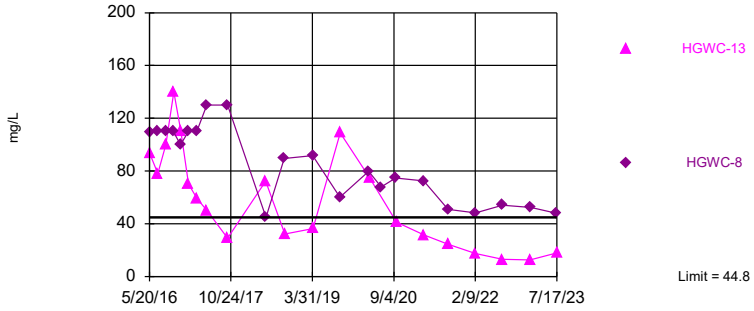

Non-parametric test used in lieu of parametric prediction limit because the Shapiro Francia normality test showed the data to be non-normal at the 0.01 alpha level. Limit is highest of 80 background values. Annual per-constituent alpha = 0.004169. Individual comparison alpha = 0.0002983 (1 of 2). Comparing 2 points to limit. Assumes 5 future values.

Constituent: Chloride Analysis Run 8/5/2024 10:07 AM View: Appendix III - NonRoutine
Plant Hammond Client: Southern Company Data: Hammond AP-1

Sanitas™ v.10.0.20 Software licensed to Groundwater Stats Consulting. UG

Within Limit

Prediction Limit

Interwell Non-parametric

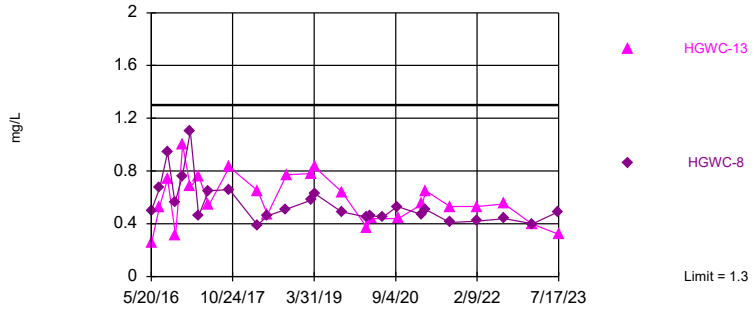

Non-parametric test used in lieu of parametric prediction limit because the Shapiro Francia normality test showed the data to be non-normal at the 0.01 alpha level. Limit is highest of 94 background values. 28.72% NDs. Annual per-constituent alpha = 0.003068. Individual comparison alpha = 0.0002194 (1 of 2). Comparing 2 points to limit. Assumes 5 future values.

Constituent: Fluoride Analysis Run 8/5/2024 10:07 AM View: Appendix III - NonRoutine
Plant Hammond Client: Southern Company Data: Hammond AP-1

Sanitas™ v.10.0.20 Software licensed to Groundwater Stats Consulting. UG

Within Limits

Prediction Limit

Interwell Non-parametric

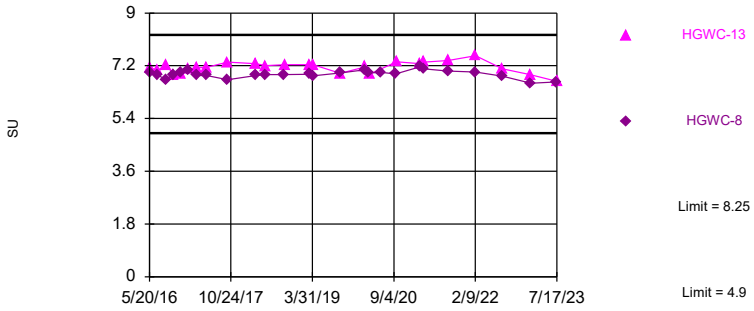

Non-parametric test used in lieu of parametric prediction limit because the Shapiro Francia normality test showed the data to be non-normal at the 0.01 alpha level. Limits are highest and lowest of 89 background values. Annual per-constituent alpha = 0.0068. Individual comparison alpha = 0.0004864 (1 of 2). Comparing 2 points to limit. Assumes 5 future values.

Constituent: pH, Field Analysis Run 8/5/2024 10:07 AM View: Appendix III - NonRoutine
Plant Hammond Client: Southern Company Data: Hammond AP-1

Sanitas™ v.10.0.20 Software licensed to Groundwater Stats Consulting. UG

Exceeds Limit: HGWC-13, HGWC-8

Prediction Limit

Interwell Non-parametric

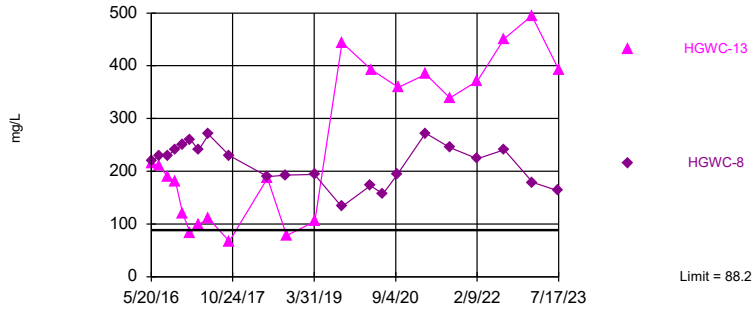

Non-parametric test used in lieu of parametric prediction limit because the Shapiro Francia normality test showed the data to be non-normal at the 0.01 alpha level. Limit is highest of 80 background values. 1.25% NDs. Annual per-constituent alpha = 0.004169. Individual comparison alpha = 0.0002983 (1 of 2). Comparing 2 points to limit. Assumes 5 future values.

Constituent: Sulfate Analysis Run 8/5/2024 10:07 AM View: Appendix III - NonRoutine
Plant Hammond Client: Southern Company Data: Hammond AP-1

Sanitas™ v.10.0.20 Software licensed to Groundwater Stats Consulting. UG

Exceeds Limit: HGWC-13

Prediction Limit

Interwell Non-parametric

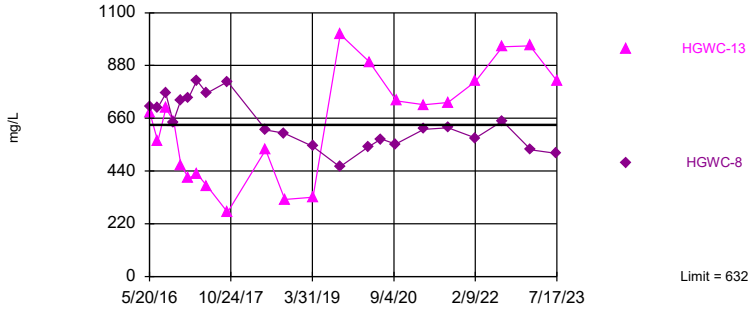

Non-parametric test used in lieu of parametric prediction limit because the Shapiro Francia normality test showed the data to be non-normal at the 0.01 alpha level. Limit is highest of 80 background values. Annual per-constituent alpha = 0.004169. Individual comparison alpha = 0.0002983 (1 of 2). Comparing 2 points to limit. Assumes 5 future values.

Constituent: Total Dissolved Solids Analysis Run 8/5/2024 10:07 AM View: Appendix III - NonRoutine
Plant Hammond Client: Southern Company Data: Hammond AP-1

Prediction Limit

Constituent: Boron (mg/L) Analysis Run 8/5/2024 10:08 AM View: Appendix III - NonRoutine

Plant Hammond Client: Southern Company Data: Hammond AP-1

	HGWA-1 (bg)	HGWA-3 (bg)	HGWA-2 (bg)	HGWC-8	HGWC-13	HGWA-44D (bg)	HGWA-43D (bg)
5/19/2016	0.0214 (J)	<0.04	0.0321 (J)				
5/20/2016				1.71			
5/23/2016					2.15		
7/11/2016	0.0142 (J)		0.0337 (J)				
7/12/2016		0.0074 (J)		1.43	1.91		
8/30/2016	0.0074 (J)	<0.04	0.0173 (J)				
9/1/2016				1.91	2.3		
10/19/2016	0.0224 (J)	0.0085 (J)	0.0341 (J)				
10/20/2016				1.72			
10/24/2016					4.01		
12/6/2016	0.0211 (J)	0.0085 (J)	0.0326 (J)	2.06			
12/7/2016					3.85		
1/24/2017	0.0165 (J)	0.01 (J)	0.0365 (J)				
1/25/2017				2.01			
1/26/2017					2.45		
3/21/2017	0.0187 (J)	0.0079 (J)	0.0349 (J)	2.08			
3/22/2017					1.99		
5/22/2017	0.0782	0.0131 (J)	0.0475				
5/23/2017				2.32			
5/24/2017					1.74		
10/3/2017	0.0198 (J)	0.0097 (J)	0.0386 (J)	2.84	1.43		
6/4/2018	0.02 (J)	0.017 (J)	0.036 (J)				
6/5/2018					1.3		
6/6/2018				2.6			
10/1/2018	0.013 (J)	0.0061 (J)	0.035 (J)				
10/2/2018				2.7			
10/5/2018					1.6		
4/1/2019		0.0066 (J)					
4/2/2019	0.016 (J)		0.034 (J)				
4/3/2019				2.8			
4/5/2019					0.86 (J)		
9/23/2019	0.021 (J)	0.0081 (J)	0.04 (J)				
9/24/2019				2.8			
9/26/2019					1.7		
3/25/2020	0.025 (J)	0.0096 (J)	0.039 (J)				
3/27/2020				2.4			
3/30/2020					1.8		
6/16/2020	0.021 (J)	0.01 (J)		2.2			
9/15/2020	0.017 (J)	0.0071 (J)	0.044 (J)				
9/16/2020				1.9		0.23	0.061 (J)
9/21/2020					1.6		
11/10/2020						0.29	0.057 (J)
12/15/2020						0.31	0.052 (J)
1/19/2021						0.4	0.049 (J)
3/10/2021	0.015 (J)					0.39	
3/11/2021		0.015 (J)	0.056				0.06
3/15/2021				1.7			
3/17/2021					0.89		
8/11/2021	0.02 (J)						0.042
8/12/2021		<0.04	0.044				
8/13/2021						0.31	
8/18/2021				1.8			

ND substitution: RL or RL/2 if <15% NDs.

Prediction Limit

Constituent: Boron (mg/L) Analysis Run 8/5/2024 10:08 AM View: Appendix III - NonRoutine

Plant Hammond Client: Southern Company Data: Hammond AP-1

	HGWA-1 (bg)	HGWA-3 (bg)	HGWA-2 (bg)	HGWC-8	HGWC-13	HGWA-44D (bg)	HGWA-43D (bg)
8/19/2021					0.73		
2/1/2022	0.016 (J)	0.011 (J)	0.056			0.44	0.05
2/10/2022				1.7	1		
8/2/2022	0.012 (J)	<0.04	0.047			0.31	0.043
8/3/2022				1.5	0.76		
1/23/2023		0.012 (J)					
1/24/2023	0.015 (J)		0.046			0.44	0.037 (J)
1/26/2023					0.83		
2/1/2023				1.9			
7/13/2023				2			
7/17/2023					1		

ND substitution: RL or RL/2 if <15% NDs.

Prediction Limit

Constituent: Calcium (mg/L) Analysis Run 8/5/2024 10:08 AM View: Appendix III - NonRoutine

Plant Hammond Client: Southern Company Data: Hammond AP-1

	HGWA-1 (bg)	HGWA-3 (bg)	HGWA-2 (bg)	HGWC-8	HGWC-13	HGWA-44D (bg)	HGWA-43D (bg)
5/19/2016	138	76.2	22.9				
5/20/2016				159			
5/23/2016					133		
7/11/2016	97.2		22.3				
7/12/2016		61.5		127	101		
8/30/2016	97.5	65.1	26.4				
9/1/2016				135	120		
10/19/2016	99.2	73.2	21.7				
10/20/2016				134			
10/24/2016					127		
12/6/2016	105	74.9	18.2	142			
12/7/2016					113		
1/24/2017	95.7	69.6	18.5				
1/25/2017				142			
1/26/2017					77.9		
3/21/2017	106	75.7	18.6	148			
3/22/2017					85.1		
5/22/2017	107	71.5	17.8				
5/23/2017				140			
5/24/2017					77.1		
10/3/2017	102	76.3	20.2	158	62		
6/4/2018	124	73.4	19.1				
6/5/2018					110		
6/6/2018				127			
10/1/2018	108	80.9	20.5 (J)				
10/2/2018				118			
10/5/2018					73.6		
4/1/2019		80.5					
4/2/2019	132		22.5 (J)				
4/3/2019				125			
4/5/2019					77.1		
9/23/2019	118	71	19.5				
9/24/2019				113			
9/26/2019					195		
3/25/2020	127	89.8	23				
3/27/2020				133			
3/30/2020					234		
6/16/2020	130	85.1		120			
9/15/2020	103	73.1	21.1				
9/16/2020				119		30	56
9/21/2020					173		
11/10/2020						33.6	63.3
12/15/2020						28.7	62.6
1/19/2021						33	60.1
3/10/2021	111					5.9	
3/11/2021		83.8	43.8				59.6
3/15/2021				156			
3/17/2021					184		
8/11/2021	113						61
8/12/2021		84	21.9				
8/13/2021						28.9	
8/18/2021				147			

Prediction Limit

Constituent: Calcium (mg/L) Analysis Run 8/5/2024 10:08 AM View: Appendix III - NonRoutine

Plant Hammond Client: Southern Company Data: Hammond AP-1

	HGWA-1 (bg)	HGWA-3 (bg)	HGWA-2 (bg)	HGWC-8	HGWC-13	HGWA-44D (bg)	HGWA-43D (bg)
8/19/2021					179		
2/1/2022	106	85.1	27.2			24.8	55.9
2/10/2022				153	206		
8/2/2022	117	84.6	31.2			20.9	54.1
8/3/2022				153	237		
1/23/2023		85					
1/24/2023	117		29.4			13.2	56.6
1/26/2023					234		
2/1/2023				110			
7/13/2023				107			
7/17/2023					179		

Prediction Limit

Constituent: Chloride (mg/L) Analysis Run 8/5/2024 10:08 AM View: Appendix III - NonRoutine

Plant Hammond Client: Southern Company Data: Hammond AP-1

	HGWA-1 (bg)	HGWA-3 (bg)	HGWA-2 (bg)	HGWC-8	HGWC-13	HGWA-44D (bg)	HGWA-43D (bg)
5/19/2016	9.94	5.93	6.14				
5/20/2016				109			
5/23/2016					93.2		
7/11/2016	6.3		5.9				
7/12/2016		6.2		110	78		
8/30/2016	6	6.4	6.2				
9/1/2016				110	100		
10/19/2016	5.8	6.5	6.1				
10/20/2016				110			
10/24/2016					140		
12/6/2016	5.4	7.2	6	100			
12/7/2016					110		
1/24/2017	5.2	6.4	6.1				
1/25/2017				110			
1/26/2017					70		
3/21/2017	4.6	7.5	5.9	110			
3/22/2017					59		
5/22/2017	4.6	6.5	5.9				
5/23/2017				130			
5/24/2017					50		
10/3/2017	5.6	6.5	6.3	130	29		
6/4/2018	13.1	6.3	6.1				
6/5/2018					72.3		
6/6/2018				44.8			
10/1/2018	6.6	6.4	6.4				
10/2/2018				89.4			
10/5/2018					32.3		
4/1/2019		6.5					
4/2/2019	20.3		5.8				
4/3/2019				91.6			
4/5/2019					36.4		
9/23/2019	17.7	5.9	5.1				
9/24/2019				60.2			
9/26/2019					109		
3/25/2020	20.4	6.1	5.2				
3/27/2020				79.8			
3/30/2020					75.1		
6/16/2020	41.1	5.8		67.9			
9/15/2020	13.4	6	5				
9/16/2020				74.6		7.2	4.1
9/21/2020					41.2		
11/10/2020						7.8	4.4
12/15/2020						9.4	4.7
1/19/2021						9.5	4.1
3/10/2021	7.4					12.3	
3/11/2021		5.9	5.1				4.5
3/15/2021				72.4			
3/17/2021					31.4		
8/11/2021	9.6						3.5
8/12/2021		4.8	5.2				
8/13/2021						39.9	
8/18/2021				50.9			

Prediction Limit

Constituent: Chloride (mg/L) Analysis Run 8/5/2024 10:08 AM View: Appendix III - NonRoutine

Plant Hammond Client: Southern Company Data: Hammond AP-1

	HGWA-1 (bg)	HGWA-3 (bg)	HGWA-2 (bg)	HGWC-8	HGWC-13	HGWA-44D (bg)	HGWA-43D (bg)
8/19/2021					24.4		
2/1/2022	7.5	5.7	7			44.8	4.1
2/10/2022				48.2	17.4		
8/2/2022	14.1	5.9	7.8			19.8	4.3
8/3/2022				54.1	13		
1/23/2023		5.6					
1/24/2023	9		7.1			24.9	4.3
1/26/2023					12.5		
2/1/2023				52.4			
7/13/2023				47.9			
7/17/2023					17.8		

Prediction Limit

Constituent: Fluoride (mg/L) Analysis Run 8/5/2024 10:08 AM View: Appendix III - NonRoutine

Plant Hammond Client: Southern Company Data: Hammond AP-1

	HGWA-1 (bg)	HGWA-2 (bg)	HGWA-3 (bg)	HGWC-8	HGWC-13	HGWA-44D (bg)	HGWA-43D (bg)
5/19/2016	0.105 (J)	0.0303 (J)	0.0513 (J)				
5/20/2016				0.499			
5/23/2016					0.2587 (J)		
7/11/2016	0.16 (J)	0.05 (J)					
7/12/2016			0.12 (J)	0.67	0.53		
8/30/2016	0.09 (J)	0.06 (J)	0.09 (J)				
9/1/2016				0.94	0.74		
10/19/2016	0.1 (J)	0.04 (J)	0.1 (J)				
10/20/2016				0.56			
10/24/2016					0.31		
12/6/2016	0.11 (J)	0.36	0.21 (J)	0.76			
12/7/2016					1		
1/24/2017	0.09 (J)	<0.1	0.06 (J)				
1/25/2017				1.1			
1/26/2017					0.68		
3/21/2017	0.13 (J)	<0.1	0.005 (J)	0.46			
3/22/2017					0.76		
5/22/2017	0.12 (J)	<0.1	0.05 (J)				
5/23/2017				0.65			
5/24/2017					0.54		
10/3/2017	0.13 (J)	<0.1	0.13 (J)	0.66	0.83		
4/2/2018	<0.1	<0.1					
4/3/2018			<0.1	0.39			
4/4/2018					0.65		
6/4/2018	0.074 (J)	<0.1	<0.1				
6/5/2018					0.47		
6/6/2018				0.46			
10/1/2018	<0.1	<0.1	<0.1				
10/2/2018				0.51			
10/5/2018					0.77		
3/12/2019	0.29 (J)	0.038 (J)	0.072 (J)	0.58			
3/13/2019					0.78		
4/1/2019			0.029 (J)				
4/2/2019	0.1 (J)	0.071 (J)					
4/3/2019				0.63			
4/5/2019					0.83		
9/23/2019	0.078 (J)	<0.1	<0.1				
9/24/2019				0.49			
9/26/2019					0.64		
3/2/2020	0.076 (J)	<0.1	<0.1				
3/3/2020				0.45			
3/4/2020					0.37		
3/25/2020	0.098 (J)	<0.1	<0.1				
3/27/2020				0.46			
3/30/2020					0.44		
6/16/2020	0.071 (J)		<0.1	0.45			
9/15/2020	0.082 (J)	<0.1	<0.1				
9/16/2020				0.53		0.52	0.22
9/21/2020					0.44		
11/10/2020						0.59	0.19
12/15/2020						0.67	0.21
1/19/2021						0.74	0.16

ND substitution: RL or RL/2 if <15% NDs.

Prediction Limit

Constituent: Fluoride (mg/L) Analysis Run 8/5/2024 10:08 AM View: Appendix III - NonRoutine

Plant Hammond Client: Southern Company Data: Hammond AP-1

	HGWA-1 (bg)	HGWA-2 (bg)	HGWA-3 (bg)	HGWC-8	HGWC-13	HGWA-44D (bg)	HGWA-43D (bg)
2/8/2021	0.078 (J)						
2/9/2021		<0.1	0.074 (J)			0.44	0.19
2/16/2021				0.47			
2/22/2021					0.55		
3/10/2021	0.079 (J)					0.65	
3/11/2021		0.1	<0.1				0.2
3/15/2021				0.51			
3/17/2021					0.65		
8/11/2021	0.058 (J)						0.15
8/12/2021		<0.1	<0.1				
8/13/2021						0.87	
8/18/2021				0.41			
8/19/2021					0.53		
2/1/2022	0.064 (J)	<0.1	<0.1			0.96	0.19
2/10/2022				0.42	0.53		
8/2/2022	0.09 (J)	0.053 (J)	0.067 (J)			0.8	0.22
8/3/2022				0.44	0.55		
1/23/2023			0.061 (J)				
1/24/2023	0.089 (J)	0.053 (J)				1.3	0.23
1/26/2023					0.4		
2/1/2023				0.4			
7/13/2023				0.49			
7/17/2023					0.32		

ND substitution: RL or RL/2 if <15% NDs.

Prediction Limit

Constituent: pH, Field (SU) Analysis Run 8/5/2024 10:08 AM View: Appendix III - NonRoutine

Plant Hammond Client: Southern Company Data: Hammond AP-1

	HGWA-1 (bg)	HGWA-2 (bg)	HGWA-3 (bg)	HGWC-8	HGWC-13	HGWA-43D (bg)	HGWA-44D (bg)
5/19/2016	7.27	5.81	7.45				
5/20/2016				6.99			
5/23/2016					7.14		
7/11/2016	7.06	5.68					
7/12/2016			7.32	6.88	7.04		
8/30/2016	7.28	5.63	7.43				
9/1/2016				6.73	7.24		
10/19/2016	7.02	5.46	7.03				
10/20/2016				6.9			
10/24/2016					6.9		
12/6/2016	7.09	5.38	7.08	6.98			
12/7/2016					6.91		
1/24/2017	7.2	5.37	7.39				
1/25/2017				7.04			
1/26/2017					7.08		
3/21/2017	7.01	4.9	6.83	6.87			
3/22/2017					7.13		
5/22/2017	7.11	5.2	7.02				
5/23/2017				6.87			
5/24/2017					7.15		
10/3/2017	7.21	5.3	7.47	6.72	7.32		
4/2/2018	7.1	5.4					
4/3/2018			7.38	6.87			
4/4/2018					7.27		
6/4/2018	7.06	5.27	7.38				
6/5/2018					7.2		
6/6/2018				6.9			
10/1/2018	7.09	5.31	7.13				
10/2/2018				6.9			
10/5/2018					7.24		
3/12/2019	7.03	5.42	7.29	6.91			
3/13/2019					7.24		
4/1/2019			7.16				
4/2/2019	6.86	5.41					
4/3/2019				6.85			
4/5/2019					7.24		
9/23/2019	7.02	5.33	7.3				
9/24/2019				6.95			
9/26/2019					6.94		
3/2/2020	7.1	5.43	7.12				
3/3/2020				7.06			
3/4/2020					7.16		
3/25/2020	6.95	5.36	7.4				
3/27/2020				6.95			
3/30/2020					6.91		
6/16/2020	6.97 (D)		7.31 (D)	6.97 (D)			
9/15/2020	7.15	5.22	7.29				
9/16/2020				6.92		7.52	7.83
9/21/2020					7.34		
11/10/2020						7.27	7.84
12/15/2020						7.39	7.87
1/19/2021						7.39	7.86

Prediction Limit

Constituent: pH, Field (SU) Analysis Run 8/5/2024 10:08 AM View: Appendix III - NonRoutine

Plant Hammond Client: Southern Company Data: Hammond AP-1

	HGWA-1 (bg)	HGWA-2 (bg)	HGWA-3 (bg)	HGWC-8	HGWC-13	HGWA-43D (bg)	HGWA-44D (bg)
2/8/2021	7.11						
2/9/2021		5.42	7.23			7.44	7.84
2/16/2021				7.16			
2/22/2021					7.27		
3/10/2021	6.95						7.92
3/11/2021		5.8	7.33			7.46	
3/15/2021				7.09			
3/17/2021					7.33		
8/11/2021	6.98					7.4	
8/12/2021		5.05	7.31				
8/13/2021							7.77
8/18/2021				7.02			
8/19/2021					7.38		
2/1/2022	7.19	5.24	7.45			7.52	8.25
2/10/2022				6.99	7.54		
8/3/2022				6.84	7.09		
1/23/2023			7.32				
1/24/2023	6.76	5.22				7.56	8.22
1/26/2023					6.9		
2/1/2023				6.6			
7/13/2023				6.65			
7/17/2023					6.67		

Prediction Limit

Constituent: Sulfate (mg/L) Analysis Run 8/5/2024 10:08 AM View: Appendix III - NonRoutine

Plant Hammond Client: Southern Company Data: Hammond AP-1

	HGWA-1 (bg)	HGWA-3 (bg)	HGWA-2 (bg)	HGWC-8	HGWC-13	HGWA-44D (bg)	HGWA-43D (bg)
5/19/2016	66.9	42.3	48.6				
5/20/2016				219			
5/23/2016					215		
7/11/2016	41		45				
7/12/2016		44		230	210		
8/30/2016	36	40	42				
9/1/2016				230	190		
10/19/2016	46	43	44				
10/20/2016				240			
10/24/2016					180		
12/6/2016	59	43	44	250			
12/7/2016					120		
1/24/2017	46	48	46				
1/25/2017				260			
1/26/2017					83		
3/21/2017	63	45	46	240			
3/22/2017					100		
5/22/2017	77	46	48				
5/23/2017				270			
5/24/2017					110		
10/3/2017	42	48	47	230	67		
6/4/2018	71.8	46.6	47.8				
6/5/2018					187		
6/6/2018				190			
10/1/2018	49.1	48.6	48.1				
10/2/2018				193			
10/5/2018					78.3		
4/1/2019		50.4					
4/2/2019	84.3		48.7				
4/3/2019				194			
4/5/2019					105		
9/23/2019	70.2	43.9	47.2				
9/24/2019				133			
9/26/2019					444		
3/25/2020	85.9	50.5	46.3				
3/27/2020				173			
3/30/2020					393		
6/16/2020	88.2	49.5		157			
9/15/2020	47.3	44.7	51.5				
9/16/2020				194		6.9	43
9/21/2020					359		
11/10/2020						6.3	39
12/15/2020						6.7	38.8
1/19/2021						7.4	37.3
3/10/2021	49.6					<1	
3/11/2021		50.4	52.9				38.6
3/15/2021				272			
3/17/2021					384		
8/11/2021	48.9						30.5
8/12/2021		38.6	47.4				
8/13/2021						56.1	
8/18/2021				245			

ND substitution: RL or RL/2 if <15% NDs.

Prediction Limit

Constituent: Sulfate (mg/L) Analysis Run 8/5/2024 10:08 AM View: Appendix III - NonRoutine

Plant Hammond Client: Southern Company Data: Hammond AP-1

	HGWA-1 (bg)	HGWA-3 (bg)	HGWA-2 (bg)	HGWC-8	HGWC-13	HGWA-44D (bg)	HGWA-43D (bg)
8/19/2021					339		
2/1/2022	43.7	46	67.1			56.3	37.5
2/10/2022				224	371		
8/2/2022	58.1	43.5	86.9			13.2	37
8/3/2022				241	451		
1/23/2023		39.5					
1/24/2023	48.3		79.7			10.1	34.7
1/26/2023					495		
2/1/2023				179			
7/13/2023				163			
7/17/2023					393		

Prediction Limit

Constituent: Total Dissolved Solids (mg/L) Analysis Run 8/5/2024 10:08 AM View: Appendix III - NonRoutine

Plant Hammond Client: Southern Company Data: Hammond AP-1

	HGWA-1 (bg)	HGWA-3 (bg)	HGWA-2 (bg)	HGWC-8	HGWC-13	HGWA-44D (bg)	HGWA-43D (bg)
5/19/2016	421	267	143				
5/20/2016				711			
5/23/2016					683		
7/11/2016	363		125				
7/12/2016		249		704	563		
8/30/2016	330	254	168				
9/1/2016				763	702		
10/19/2016	380	357	176				
10/20/2016				644			
10/24/2016					647		
12/6/2016	377	285	145	733			
12/7/2016					465		
1/24/2017	342	300	129				
1/25/2017				744			
1/26/2017					411		
3/21/2017	340	288	103	818			
3/22/2017					427		
5/22/2017	338	263	92				
5/23/2017				765			
5/24/2017					377		
10/3/2017	343	300	127	812	268		
6/4/2018	415	266	140				
6/5/2018					528		
6/6/2018				611			
10/1/2018	354	291	135				
10/2/2018				597			
10/5/2018					322		
4/1/2019		284					
4/2/2019	452		133				
4/3/2019				543			
4/5/2019					331		
9/23/2019	442	268	129				
9/24/2019				457			
9/26/2019					1010		
3/25/2020	496	284	138				
3/27/2020				541			
3/30/2020					895		
6/16/2020	632	448		573			
9/15/2020	265	258	124				
9/16/2020				552		270	272
9/21/2020					732		
11/10/2020						287	307
12/15/2020						295	289
1/19/2021						278	270
3/10/2021	348					289	
3/11/2021		267	169				279
3/15/2021				614			
3/17/2021					716		
8/11/2021	366						277
8/12/2021		265	118				
8/13/2021						436	
8/18/2021				620			

Prediction Limit

Constituent: Total Dissolved Solids (mg/L) Analysis Run 8/5/2024 10:08 AM View: Appendix III - NonRoutine

Plant Hammond Client: Southern Company Data: Hammond AP-1

	HGWA-1 (bg)	HGWA-3 (bg)	HGWA-2 (bg)	HGWC-8	HGWC-13	HGWA-44D (bg)	HGWA-43D (bg)
8/19/2021					726		
2/1/2022	270	350	156			444	156
2/10/2022				578	814		
8/2/2022	400	287	196			311	278
8/3/2022				648	958		
1/23/2023		293					
1/24/2023	369		164			363	271
1/26/2023					962		
2/1/2023				528			
7/13/2023				513			
7/17/2023					817		

FIGURE E.

Appendix III Trend Tests - Significant Results

Plant Hammond Client: Southern Company Data: Hammond AP-1 Printed 8/5/2024, 10:22 AM

Constituent	Well	Slope	Calc.	Critical	Sig.	N	%NDs	Normality	Alpha	Method
Boron (mg/L)	**HGWA-2 (bg)**	**0.002545**	**157**	**92**	**Yes**	**22**	**0**	**n/a**	**0.01**	**NP**
Boron (mg/L)	**HGWA-43D (bg)**	**-0.007036**	**-40**	**-34**	**Yes**	**11**	**0**	**n/a**	**0.01**	**NP**
Boron (mg/L)	**HGWA-44D (bg)**	**0.06801**	**37**	**34**	**Yes**	**11**	**0**	**n/a**	**0.01**	**NP**
Boron (mg/L)	**HGWC-11**	**-0.1441**	**-93**	**-92**	**Yes**	**22**	**0**	**n/a**	**0.01**	**NP**
Boron (mg/L)	**HGWC-12**	**-0.1623**	**-127**	**-92**	**Yes**	**22**	**0**	**n/a**	**0.01**	**NP**
Boron (mg/L)	**HGWC-13**	**-0.1955**	**-148**	**-98**	**Yes**	**23**	**0**	**n/a**	**0.01**	**NP**
Calcium (mg/L)	**HGWA-2 (bg)**	**1.322**	**101**	**92**	**Yes**	**22**	**0**	**n/a**	**0.01**	**NP**
Calcium (mg/L)	**HGWA-3 (bg)**	**1.942**	**124**	**98**	**Yes**	**23**	**0**	**n/a**	**0.01**	**NP**
Chloride (mg/L)	**HGWA-3 (bg)**	**-0.1548**	**-140**	**-98**	**Yes**	**23**	**0**	**n/a**	**0.01**	**NP**
Chloride (mg/L)	**HGWA-44D (bg)**	**6.844**	**39**	**34**	**Yes**	**11**	**0**	**n/a**	**0.01**	**NP**
Chloride (mg/L)	**HGWC-9**	**-11.59**	**-173**	**-92**	**Yes**	**22**	**0**	**n/a**	**0.01**	**NP**
Sulfate (mg/L)	**HGWA-2 (bg)**	**2.951**	**159**	**92**	**Yes**	**22**	**0**	**n/a**	**0.01**	**NP**
Sulfate (mg/L)	**HGWA-43D (bg)**	**-3.197**	**-43**	**-34**	**Yes**	**11**	**0**	**n/a**	**0.01**	**NP**
Total Dissolved Solids (mg/L)	**HGWC-12**	**-38.98**	**-99**	**-92**	**Yes**	**22**	**0**	**n/a**	**0.01**	**NP**

Appendix III Trend Tests - All Results

Plant Hammond Client: Southern Company Data: Hammond AP-1 Printed 8/5/2024, 10:22 AM

Constituent	Well	Slope	Calc.	Critical	Sig.	N	%NDs	Normality	Alpha	Method
Boron (mg/L)	HGWA-1 (bg)	-0.000153	-17	-98	No	23	0	n/a	0.01	NP
Boron (mg/L)	**HGWA-2 (bg)**	**0.002545**	**157**	**92**	**Yes**	**22**	**0**	**n/a**	**0.01**	**NP**
Boron (mg/L)	HGWA-3 (bg)	0.0004726	50	98	No	23	21.74	n/a	0.01	NP
Boron (mg/L)	**HGWA-43D (bg)**	**-0.007036**	**-40**	**-34**	**Yes**	**11**	**0**	**n/a**	**0.01**	**NP**
Boron (mg/L)	**HGWA-44D (bg)**	**0.06801**	**37**	**34**	**Yes**	**11**	**0**	**n/a**	**0.01**	**NP**
Boron (mg/L)	**HGWC-11**	**-0.1441**	**-93**	**-92**	**Yes**	**22**	**0**	**n/a**	**0.01**	**NP**
Boron (mg/L)	**HGWC-12**	**-0.1623**	**-127**	**-92**	**Yes**	**22**	**0**	**n/a**	**0.01**	**NP**
Boron (mg/L)	**HGWC-13**	**-0.1955**	**-148**	**-98**	**Yes**	**23**	**0**	**n/a**	**0.01**	**NP**
Boron (mg/L)	HGWC-7	0.03117	105	105	No	24	0	n/a	0.01	NP
Boron (mg/L)	HGWC-8	-0.02633	-39	-105	No	24	0	n/a	0.01	NP
Boron (mg/L)	HGWC-9	0.04345	64	92	No	22	0	n/a	0.01	NP
Calcium (mg/L)	HGWA-1 (bg)	2.06	82	98	No	23	0	n/a	0.01	NP
Calcium (mg/L)	**HGWA-2 (bg)**	**1.322**	**101**	**92**	**Yes**	**22**	**0**	**n/a**	**0.01**	**NP**
Calcium (mg/L)	**HGWA-3 (bg)**	**1.942**	**124**	**98**	**Yes**	**23**	**0**	**n/a**	**0.01**	**NP**
Calcium (mg/L)	HGWA-43D (bg)	-2.939	-33	-34	No	11	0	n/a	0.01	NP
Calcium (mg/L)	HGWA-44D (bg)	-7.33	-33	-34	No	11	0	n/a	0.01	NP
Calcium (mg/L)	HGWC-12	-3.223	-54	-92	No	22	0	n/a	0.01	NP
Calcium (mg/L)	HGWC-13	13.06	78	98	No	23	0	n/a	0.01	NP
Calcium (mg/L)	HGWC-9	0.2338	9	92	No	22	0	n/a	0.01	NP
Chloride (mg/L)	HGWA-1 (bg)	0.6801	88	98	No	23	0	n/a	0.01	NP
Chloride (mg/L)	HGWA-2 (bg)	0.02731	14	92	No	22	0	n/a	0.01	NP
Chloride (mg/L)	**HGWA-3 (bg)**	**-0.1548**	**-140**	**-98**	**Yes**	**23**	**0**	**n/a**	**0.01**	**NP**
Chloride (mg/L)	HGWA-43D (bg)	-0.1067	-16	-34	No	11	0	n/a	0.01	NP
Chloride (mg/L)	**HGWA-44D (bg)**	**6.844**	**39**	**34**	**Yes**	**11**	**0**	**n/a**	**0.01**	**NP**
Chloride (mg/L)	**HGWC-9**	**-11.59**	**-173**	**-92**	**Yes**	**22**	**0**	**n/a**	**0.01**	**NP**
Sulfate (mg/L)	HGWA-1 (bg)	0.8197	38	98	No	23	0	n/a	0.01	NP
Sulfate (mg/L)	**HGWA-2 (bg)**	**2.951**	**159**	**92**	**Yes**	**22**	**0**	**n/a**	**0.01**	**NP**
Sulfate (mg/L)	HGWA-3 (bg)	-0.07809	-7	-98	No	23	0	n/a	0.01	NP
Sulfate (mg/L)	**HGWA-43D (bg)**	**-3.197**	**-43**	**-34**	**Yes**	**11**	**0**	**n/a**	**0.01**	**NP**
Sulfate (mg/L)	HGWA-44D (bg)	0.3314	1	34	No	11	9.091	n/a	0.01	NP
Sulfate (mg/L)	HGWC-11	-9.605	-67	-92	No	22	4.545	n/a	0.01	NP
Sulfate (mg/L)	HGWC-12	-8.396	-65	-92	No	22	0	n/a	0.01	NP
Sulfate (mg/L)	HGWC-13	33.97	82	98	No	23	0	n/a	0.01	NP
Sulfate (mg/L)	HGWC-7	-0.2435	-20	-105	No	24	0	n/a	0.01	NP
Sulfate (mg/L)	HGWC-8	-8.805	-81	-105	No	24	0	n/a	0.01	NP
Sulfate (mg/L)	HGWC-9	-3.744	-76	-92	No	22	0	n/a	0.01	NP
Total Dissolved Solids (mg/L)	HGWA-1 (bg)	4.894	41	98	No	23	0	n/a	0.01	NP
Total Dissolved Solids (mg/L)	HGWA-2 (bg)	5.374	56	92	No	22	0	n/a	0.01	NP
Total Dissolved Solids (mg/L)	HGWA-3 (bg)	1.051	27	98	No	23	0	n/a	0.01	NP
Total Dissolved Solids (mg/L)	HGWA-43D (bg)	-1.506	-5	-34	No	11	0	n/a	0.01	NP
Total Dissolved Solids (mg/L)	HGWA-44D (bg)	31.45	31	34	No	11	0	n/a	0.01	NP
Total Dissolved Solids (mg/L)	**HGWC-12**	**-38.98**	**-99**	**-92**	**Yes**	**22**	**0**	**n/a**	**0.01**	**NP**
Total Dissolved Solids (mg/L)	HGWC-13	38.87	75	98	No	23	0	n/a	0.01	NP
Total Dissolved Solids (mg/L)	HGWC-9	-29.47	-73	-92	No	22	0	n/a	0.01	NP

Sanitas™ v.10.0.20 Software licensed to Groundwater Stats Consulting. UG

Sen's Slope Estimator

HGWA-1 (bg)

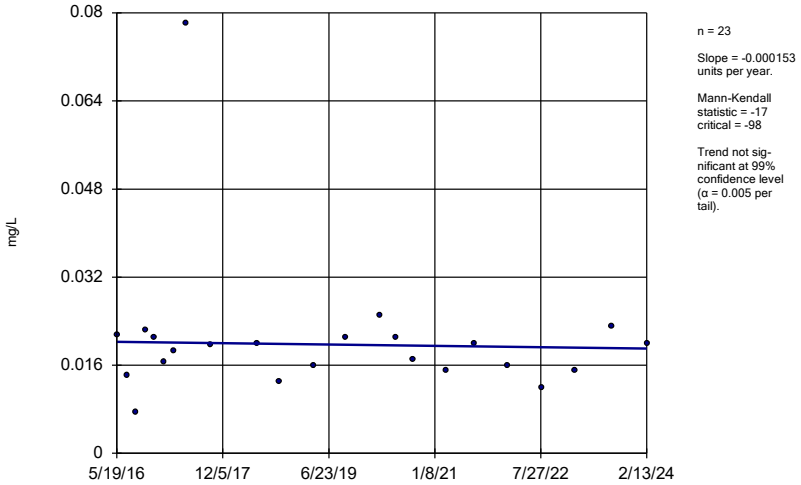

n = 23

Slope = -0.000153 units per year.

Mann-Kendall statistic = -17
critical = -98

Trend not significant at 99% confidence level (α = 0.005 per tail).

Constituent: Boron Analysis Run 8/5/2024 10:20 AM View: Appendix III - Trend Tests
Plant Hammond Client: Southern Company Data: Hammond AP-1

Sanitas™ v.10.0.20 Software licensed to Groundwater Stats Consulting. UG

Sen's Slope Estimator

HGWA-2 (bg)

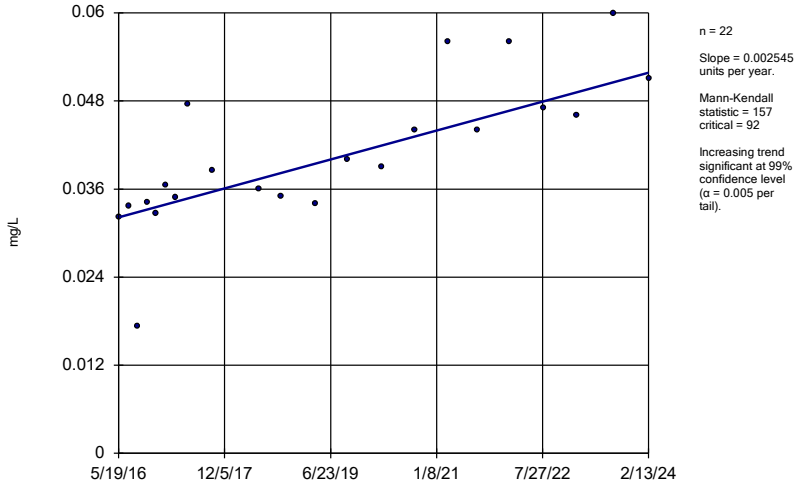

n = 22

Slope = 0.002545 units per year.

Mann-Kendall statistic = 157
critical = 92

Increasing trend significant at 99% confidence level (α = 0.005 per tail).

Constituent: Boron Analysis Run 8/5/2024 10:20 AM View: Appendix III - Trend Tests
Plant Hammond Client: Southern Company Data: Hammond AP-1

Sanitas™ v.10.0.20 Software licensed to Groundwater Stats Consulting. UG
Hollow symbols indicate censored values.

Sen's Slope Estimator

HGWA-3 (bg)

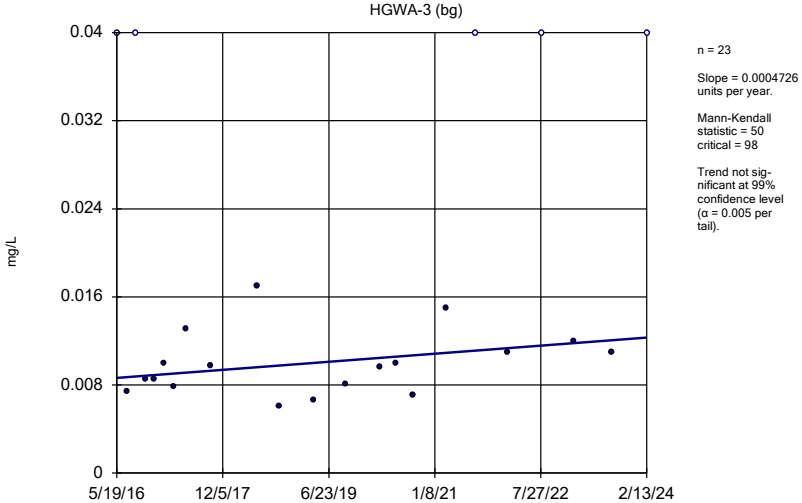

n = 23

Slope = 0.0004726 units per year.

Mann-Kendall statistic = 50
critical = 98

Trend not significant at 99% confidence level (α = 0.005 per tail).

Constituent: Boron Analysis Run 8/5/2024 10:20 AM View: Appendix III - Trend Tests
Plant Hammond Client: Southern Company Data: Hammond AP-1

Sanitas™ v.10.0.20 Software licensed to Groundwater Stats Consulting. UG

Sen's Slope Estimator

HGWA-43D (bg)

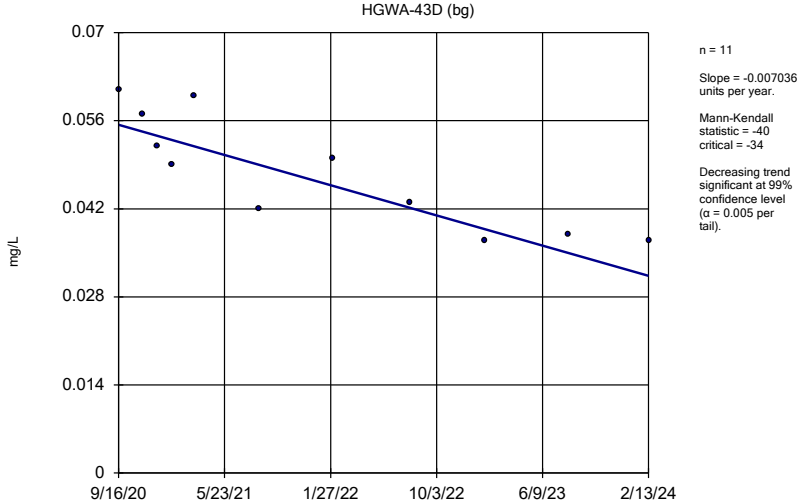

n = 11

Slope = -0.007036 units per year.

Mann-Kendall statistic = -40
critical = -34

Decreasing trend significant at 99% confidence level (α = 0.005 per tail).

Constituent: Boron Analysis Run 8/5/2024 10:20 AM View: Appendix III - Trend Tests
Plant Hammond Client: Southern Company Data: Hammond AP-1

Sanitas™ v.10.0.20 Software licensed to Groundwater Stats Consulting. UG

Sen's Slope Estimator

HGWA-44D (bg)

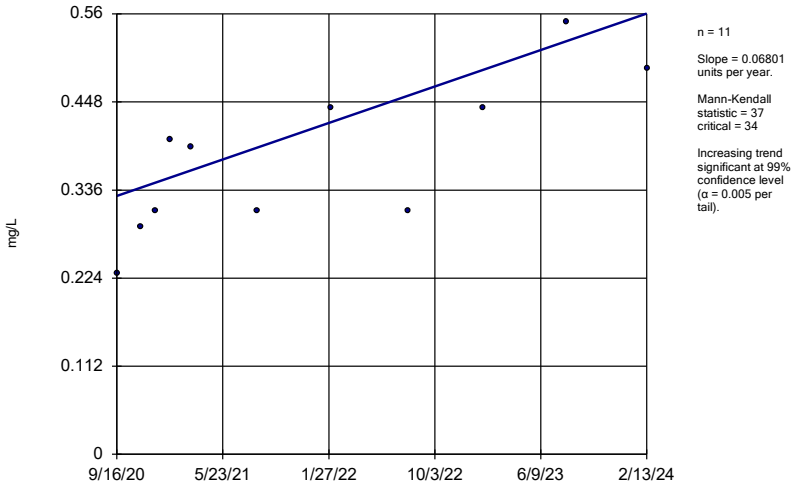

n = 11

Slope = 0.06801 units per year.

Mann-Kendall statistic = 37
critical = 34

Increasing trend significant at 99% confidence level (α = 0.005 per tail).

Constituent: Boron Analysis Run 8/5/2024 10:20 AM View: Appendix III - Trend Tests
Plant Hammond Client: Southern Company Data: Hammond AP-1

Sanitas™ v.10.0.20 Software licensed to Groundwater Stats Consulting. UG

Sen's Slope Estimator

HGWC-11

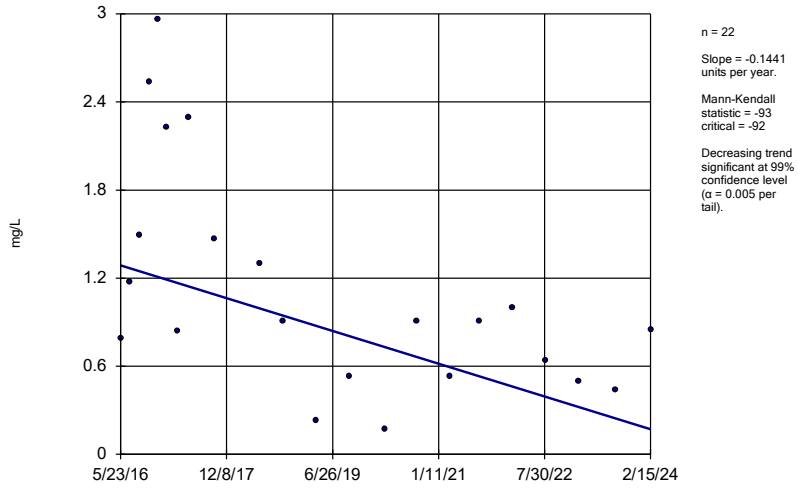

n = 22

Slope = -0.1441 units per year.

Mann-Kendall statistic = -93
critical = -92

Decreasing trend significant at 99% confidence level (α = 0.005 per tail).

Constituent: Boron Analysis Run 8/5/2024 10:20 AM View: Appendix III - Trend Tests
Plant Hammond Client: Southern Company Data: Hammond AP-1

Sanitas™ v.10.0.20 Software licensed to Groundwater Stats Consulting. UG

Sen's Slope Estimator

HGWC-12

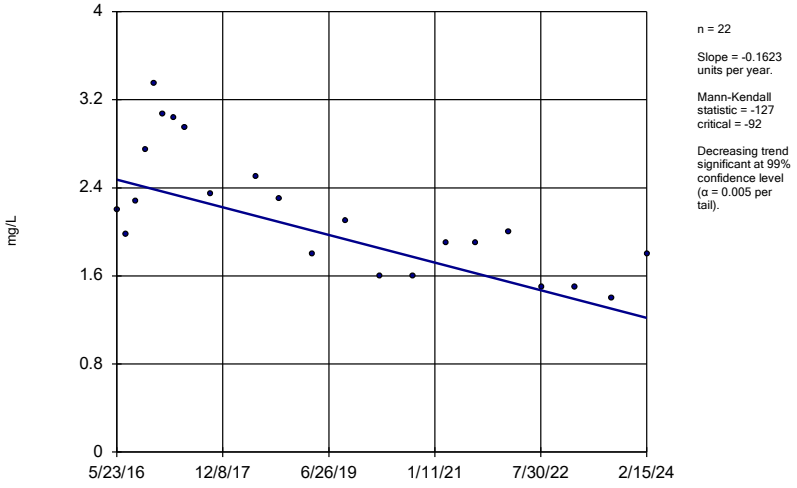

n = 22

Slope = -0.1623 units per year.

Mann-Kendall statistic = -127
critical = -92

Decreasing trend significant at 99% confidence level (α = 0.005 per tail).

Constituent: Boron Analysis Run 8/5/2024 10:20 AM View: Appendix III - Trend Tests
Plant Hammond Client: Southern Company Data: Hammond AP-1

Sanitas™ v.10.0.20 Software licensed to Groundwater Stats Consulting. UG

Sen's Slope Estimator

HGWC-13

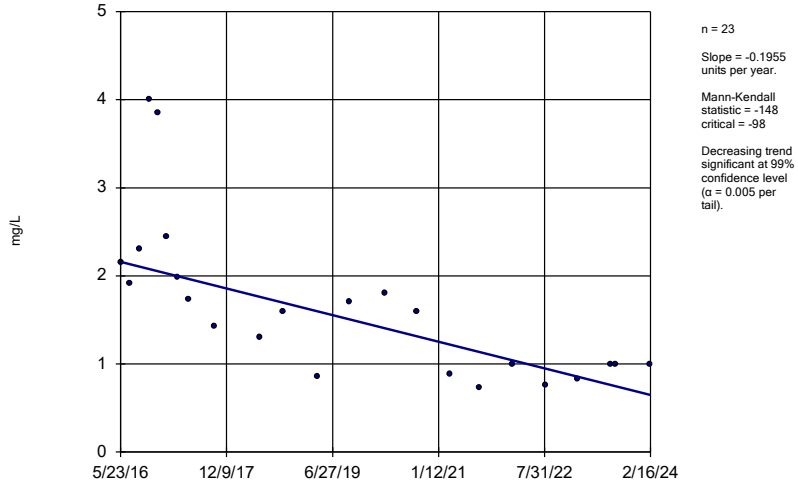

n = 23

Slope = -0.1955 units per year.

Mann-Kendall statistic = -148
critical = -98

Decreasing trend significant at 99% confidence level (α = 0.005 per tail).

Constituent: Boron Analysis Run 8/5/2024 10:20 AM View: Appendix III - Trend Tests
Plant Hammond Client: Southern Company Data: Hammond AP-1

Sanitas™ v.10.0.20 Software licensed to Groundwater Stats Consulting. UG

Sen's Slope Estimator

HGWC-7

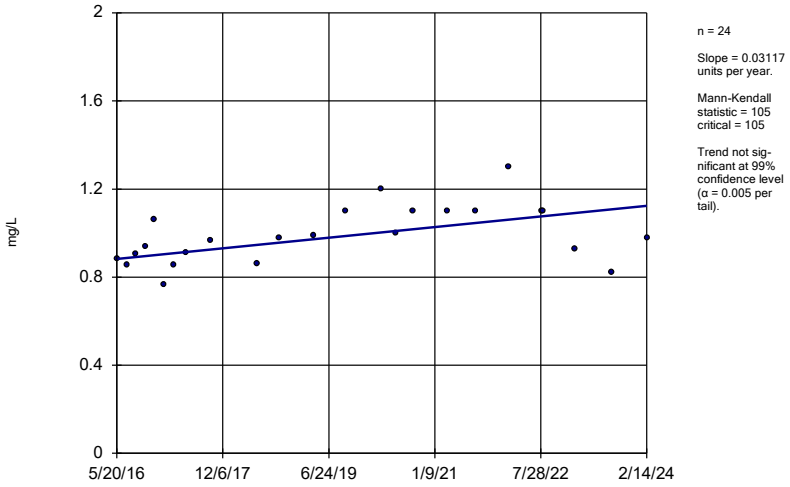

n = 24

Slope = 0.03117 units per year.

Mann-Kendall statistic = 105 critical = 105

Trend not significant at 99% confidence level (α = 0.005 per tail).

Constituent: Boron Analysis Run 8/5/2024 10:20 AM View: Appendix III - Trend Tests

Plant Hammond Client: Southern Company Data: Hammond AP-1

Sanitas™ v.10.0.20 Software licensed to Groundwater Stats Consulting. UG

Sen's Slope Estimator

HGWC-8

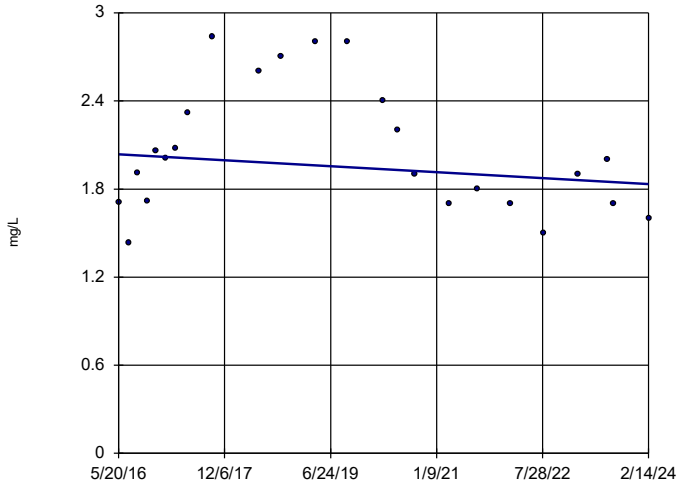

n = 24

Slope = -0.02633 units per year.

Mann-Kendall statistic = -39 critical = -105

Trend not significant at 99% confidence level (α = 0.005 per tail).

Constituent: Boron Analysis Run 8/5/2024 10:20 AM View: Appendix III - Trend Tests

Plant Hammond Client: Southern Company Data: Hammond AP-1

Sanitas™ v.10.0.20 Software licensed to Groundwater Stats Consulting. UG

Sen's Slope Estimator

HGWC-9

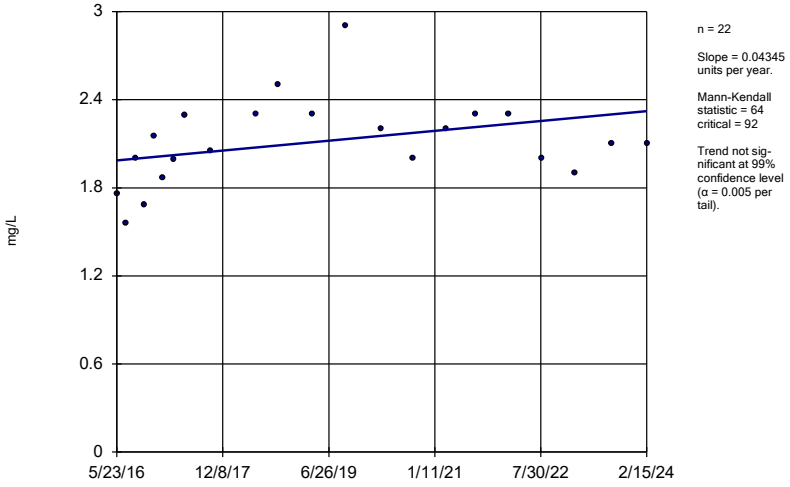

n = 22

Slope = 0.04345 units per year.

Mann-Kendall statistic = 64 critical = 92

Trend not significant at 99% confidence level (α = 0.005 per tail).

Constituent: Boron Analysis Run 8/5/2024 10:20 AM View: Appendix III - Trend Tests

Plant Hammond Client: Southern Company Data: Hammond AP-1

Sanitas™ v.10.0.20 Software licensed to Groundwater Stats Consulting. UG

Sen's Slope Estimator

HGWA-1 (bg)

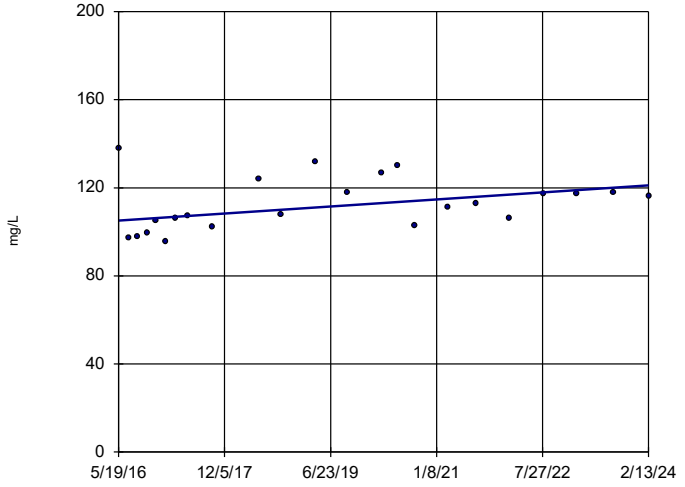

n = 23

Slope = 2.06 units per year.

Mann-Kendall statistic = 82 critical = 98

Trend not significant at 99% confidence level (α = 0.005 per tail).

Constituent: Calcium Analysis Run 8/5/2024 10:20 AM View: Appendix III - Trend Tests

Plant Hammond Client: Southern Company Data: Hammond AP-1

Sanitas™ v.10.0.20 Software licensed to Groundwater Stats Consulting. UG

Sen's Slope Estimator

HGWA-2 (bg)

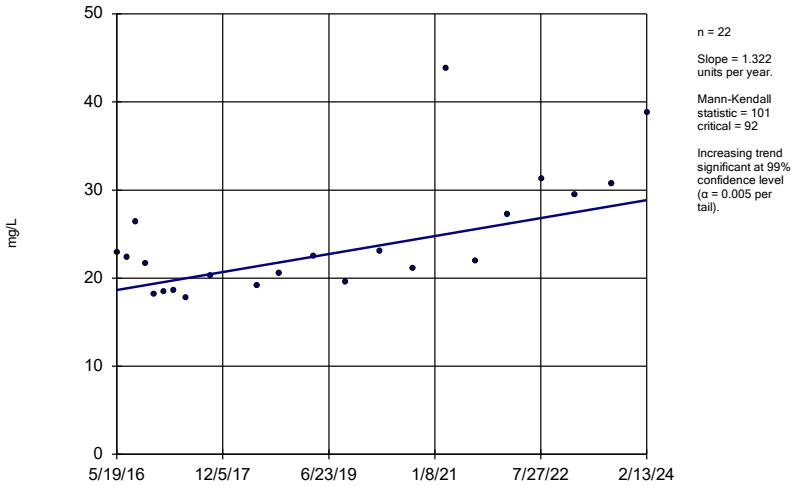

n = 22

Slope = 1.322 units per year.

Mann-Kendall statistic = 101 critical = 92

Increasing trend significant at 99% confidence level (α = 0.005 per tail).

Constituent: Calcium Analysis Run 8/5/2024 10:20 AM View: Appendix III - Trend Tests

Plant Hammond Client: Southern Company Data: Hammond AP-1

Sanitas™ v.10.0.20 Software licensed to Groundwater Stats Consulting. UG

Sen's Slope Estimator

HGWA-3 (bg)

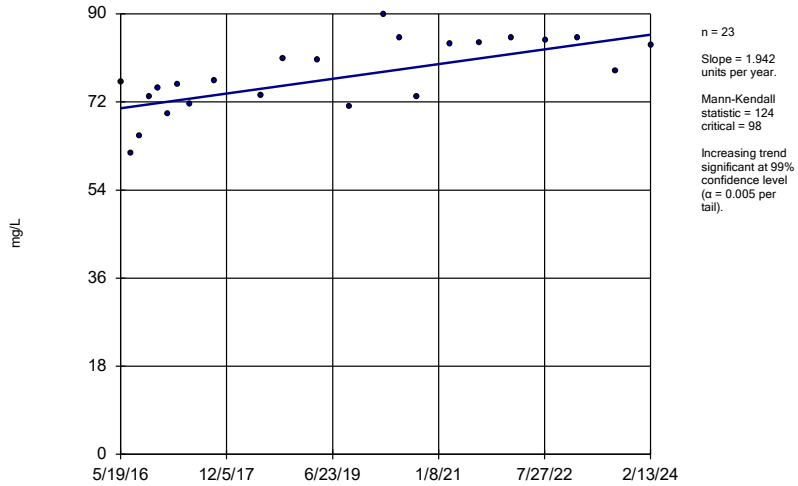

n = 23

Slope = 1.942 units per year.

Mann-Kendall statistic = 124 critical = 98

Increasing trend significant at 99% confidence level (α = 0.005 per tail).

Constituent: Calcium Analysis Run 8/5/2024 10:20 AM View: Appendix III - Trend Tests

Plant Hammond Client: Southern Company Data: Hammond AP-1

Sanitas™ v.10.0.20 Software licensed to Groundwater Stats Consulting. UG

Sen's Slope Estimator

HGWA-43D (bg)

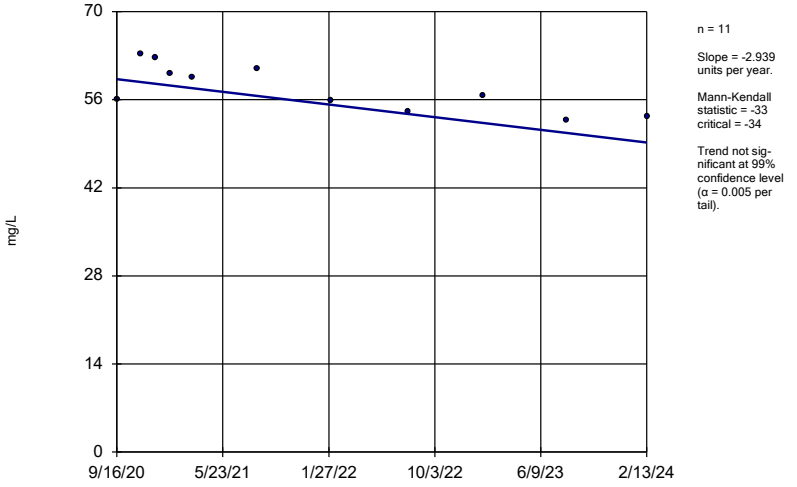

n = 11

Slope = -2.939 units per year.

Mann-Kendall statistic = -33 critical = -34

Trend not significant at 99% confidence level (α = 0.005 per tail).

Constituent: Calcium Analysis Run 8/5/2024 10:20 AM View: Appendix III - Trend Tests

Plant Hammond Client: Southern Company Data: Hammond AP-1

Sanitas™ v.10.0.20 Software licensed to Groundwater Stats Consulting. UG

Sen's Slope Estimator

HGWA-44D (bg)

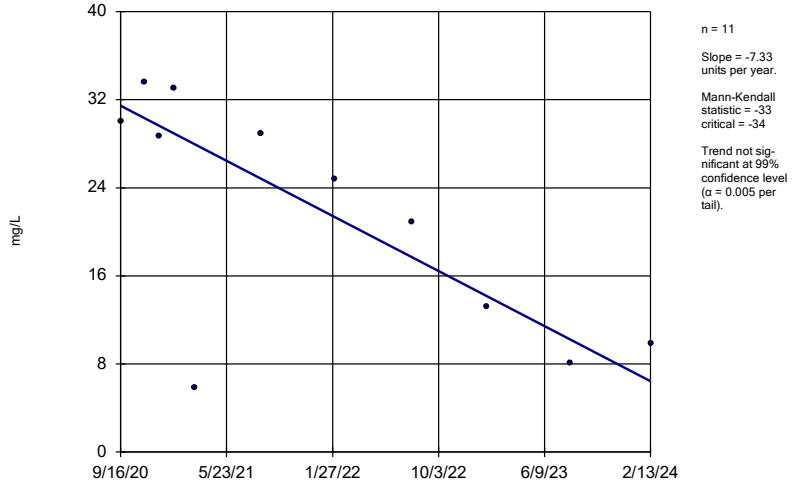

n = 11

Slope = -7.33 units per year.

Mann-Kendall statistic = -33 critical = -34

Trend not significant at 99% confidence level (α = 0.005 per tail).

Constituent: Calcium Analysis Run 8/5/2024 10:20 AM View: Appendix III - Trend Tests

Plant Hammond Client: Southern Company Data: Hammond AP-1

Sanitas™ v.10.0.20 Software licensed to Groundwater Stats Consulting. UG

Sen's Slope Estimator

HGWC-12

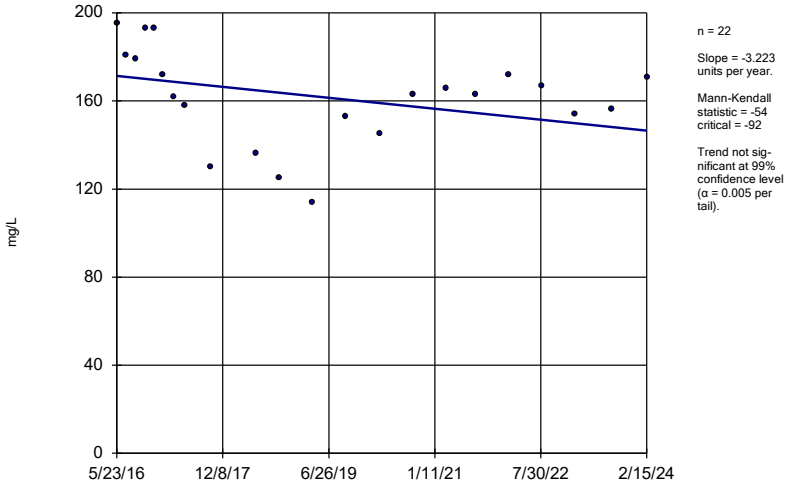

n = 22

Slope = -3.223 units per year.

Mann-Kendall statistic = -54 critical = -92

Trend not significant at 99% confidence level (α = 0.005 per tail).

Constituent: Calcium Analysis Run 8/5/2024 10:20 AM View: Appendix III - Trend Tests

Plant Hammond Client: Southern Company Data: Hammond AP-1

Sanitas™ v.10.0.20 Software licensed to Groundwater Stats Consulting. UG

Sen's Slope Estimator

HGWC-13

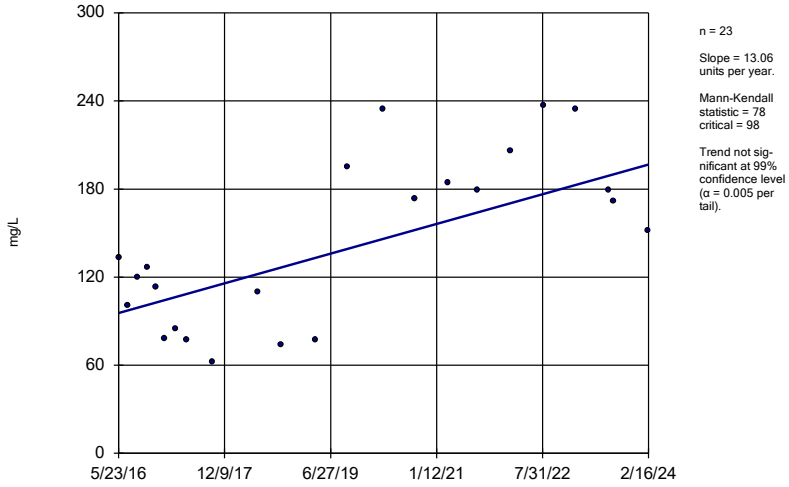

n = 23

Slope = 13.06 units per year.

Mann-Kendall statistic = 78 critical = 98

Trend not significant at 99% confidence level (α = 0.005 per tail).

Constituent: Calcium Analysis Run 8/5/2024 10:20 AM View: Appendix III - Trend Tests

Plant Hammond Client: Southern Company Data: Hammond AP-1

Sanitas™ v.10.0.20 Software licensed to Groundwater Stats Consulting. UG

Sen's Slope Estimator

HGWC-9

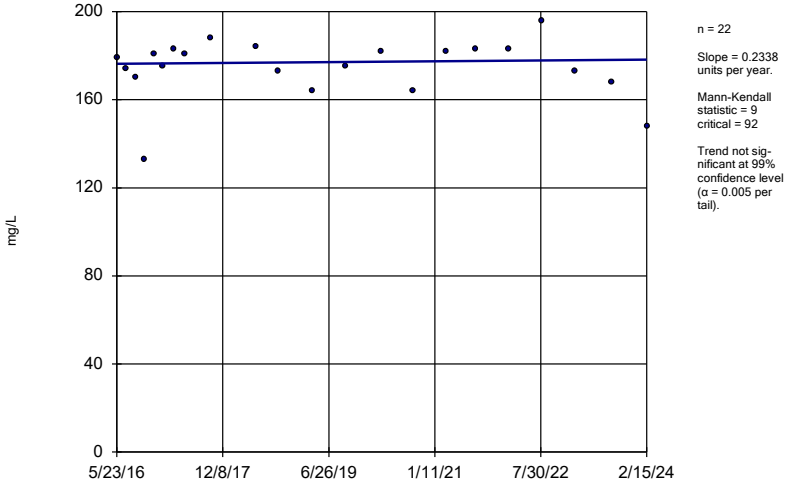

n = 22

Slope = 0.2338 units per year.

Mann-Kendall statistic = 9 critical = 92

Trend not significant at 99% confidence level (α = 0.005 per tail).

Constituent: Calcium Analysis Run 8/5/2024 10:20 AM View: Appendix III - Trend Tests

Plant Hammond Client: Southern Company Data: Hammond AP-1

Sanitas™ v.10.0.20 Software licensed to Groundwater Stats Consulting. UG

Sen's Slope Estimator

HGWA-1 (bg)

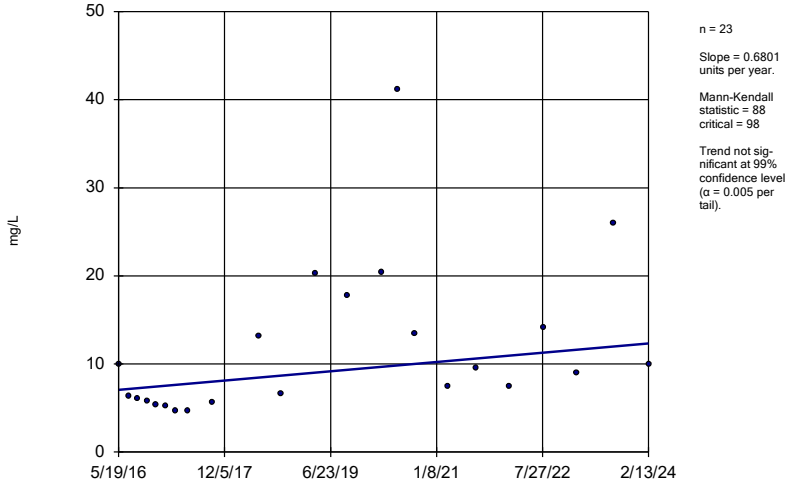

n = 23

Slope = 0.6801 units per year.

Mann-Kendall statistic = 88 critical = 98

Trend not significant at 99% confidence level (α = 0.005 per tail).

Constituent: Chloride Analysis Run 8/5/2024 10:20 AM View: Appendix III - Trend Tests

Plant Hammond Client: Southern Company Data: Hammond AP-1

Sanitas™ v.10.0.20 Software licensed to Groundwater Stats Consulting. UG

Sen's Slope Estimator

HGWA-2 (bg)

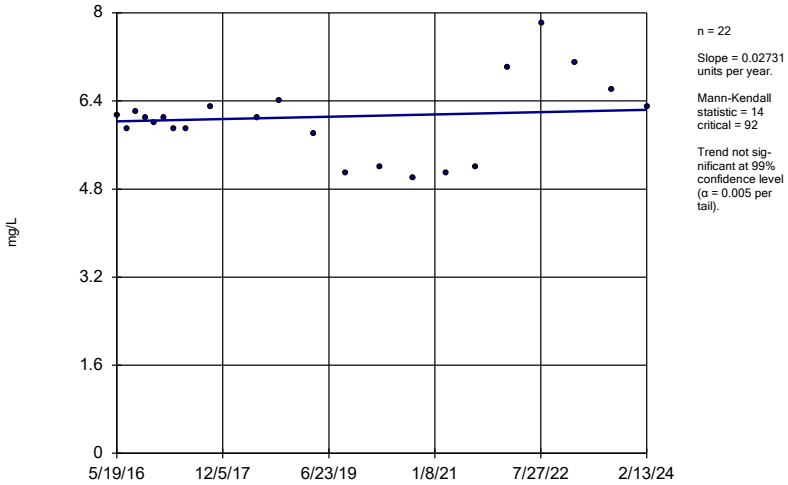

n = 22

Slope = 0.02731 units per year.

Mann-Kendall statistic = 14 critical = 92

Trend not significant at 99% confidence level (α = 0.005 per tail).

Constituent: Chloride Analysis Run 8/5/2024 10:20 AM View: Appendix III - Trend Tests

Plant Hammond Client: Southern Company Data: Hammond AP-1

Sanitas™ v.10.0.20 Software licensed to Groundwater Stats Consulting. UG

Sen's Slope Estimator

HGWA-3 (bg)

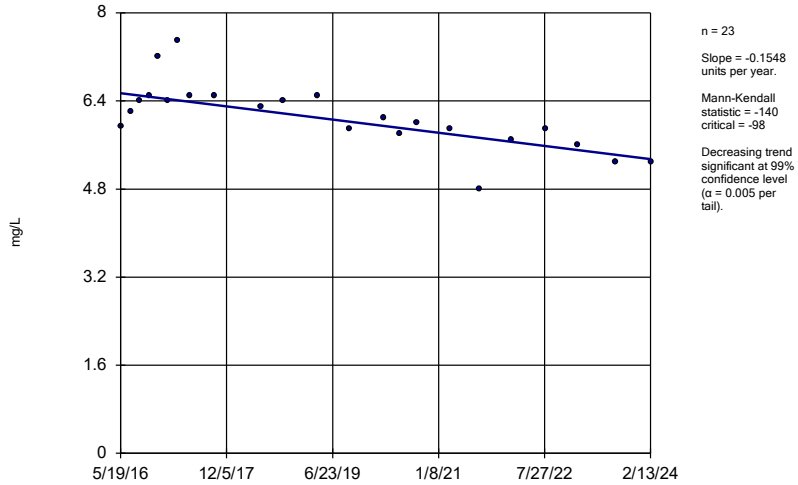

n = 23

Slope = -0.1548 units per year.

Mann-Kendall statistic = -140 critical = -98

Decreasing trend significant at 99% confidence level (α = 0.005 per tail).

Constituent: Chloride Analysis Run 8/5/2024 10:20 AM View: Appendix III - Trend Tests

Plant Hammond Client: Southern Company Data: Hammond AP-1

Sanitas™ v.10.0.20 Software licensed to Groundwater Stats Consulting. UG

Sen's Slope Estimator

HGWA-43D (bg)

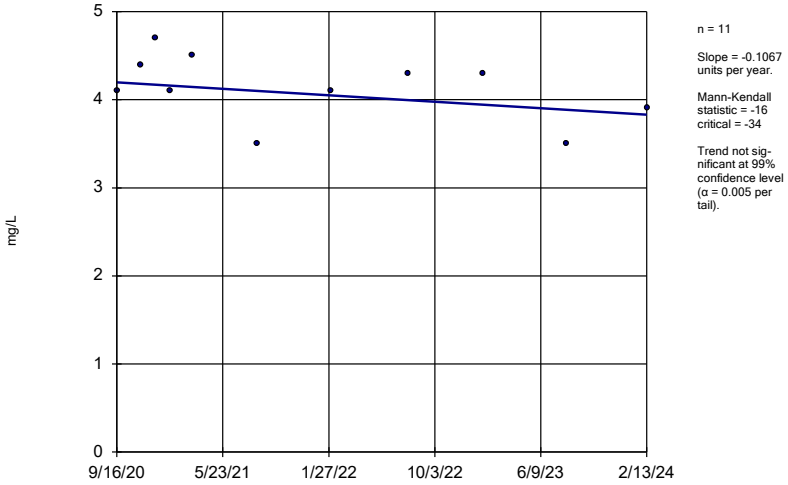

n = 11

Slope = -0.1067 units per year.

Mann-Kendall statistic = -16 critical = -34

Trend not significant at 99% confidence level (α = 0.005 per tail).

Constituent: Chloride Analysis Run 8/5/2024 10:20 AM View: Appendix III - Trend Tests

Plant Hammond Client: Southern Company Data: Hammond AP-1

Sanitas™ v.10.0.20 Software licensed to Groundwater Stats Consulting. UG

Sen's Slope Estimator

HGWA-44D (bg)

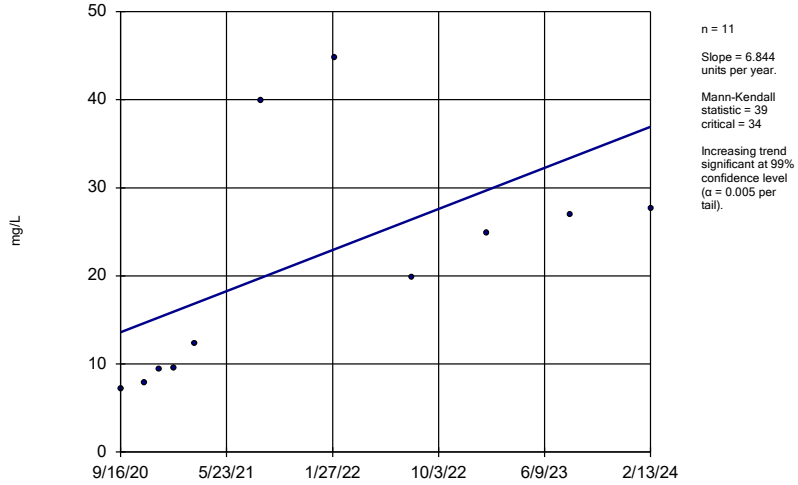

n = 11

Slope = 6.844 units per year.

Mann-Kendall statistic = 39 critical = 34

Increasing trend significant at 99% confidence level (α = 0.005 per tail).

Constituent: Chloride Analysis Run 8/5/2024 10:20 AM View: Appendix III - Trend Tests

Plant Hammond Client: Southern Company Data: Hammond AP-1

Sanitas™ v.10.0.20 Software licensed to Groundwater Stats Consulting. UG

Sen's Slope Estimator

HGWC-9

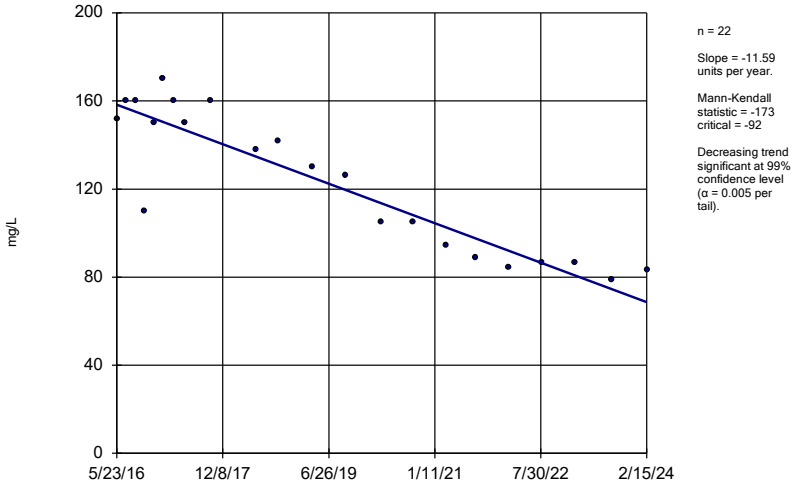

n = 22

Slope = -11.59 units per year.

Mann-Kendall statistic = -173
critical = -92

Decreasing trend significant at 99% confidence level (α = 0.005 per tail).

Constituent: Chloride Analysis Run 8/5/2024 10:20 AM View: Appendix III - Trend Tests
Plant Hammond Client: Southern Company Data: Hammond AP-1

Sanitas™ v.10.0.20 Software licensed to Groundwater Stats Consulting. UG

Sen's Slope Estimator

HGWA-1 (bg)

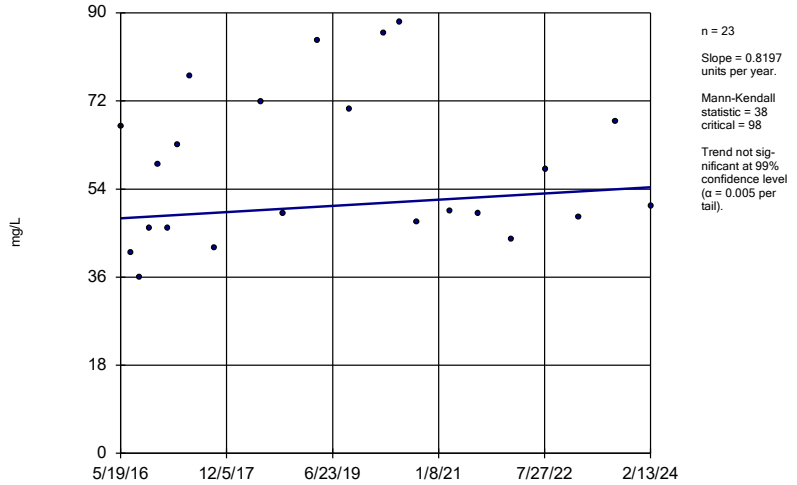

n = 23

Slope = 0.8197 units per year.

Mann-Kendall statistic = 38
critical = 98

Trend not significant at 99% confidence level (α = 0.005 per tail).

Constituent: Sulfate Analysis Run 8/5/2024 10:20 AM View: Appendix III - Trend Tests
Plant Hammond Client: Southern Company Data: Hammond AP-1

Sanitas™ v.10.0.20 Software licensed to Groundwater Stats Consulting. UG

Sen's Slope Estimator

HGWA-2 (bg)

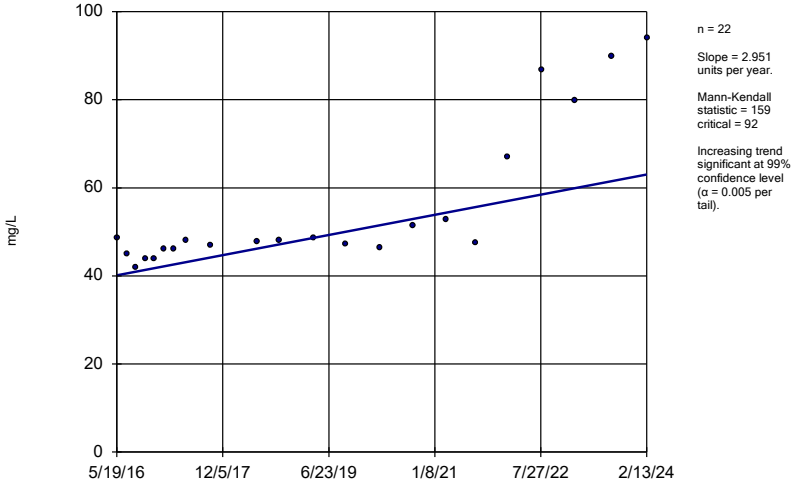

n = 22

Slope = 2.951 units per year.

Mann-Kendall statistic = 159
critical = 92

Increasing trend significant at 99% confidence level (α = 0.005 per tail).

Constituent: Sulfate Analysis Run 8/5/2024 10:20 AM View: Appendix III - Trend Tests
Plant Hammond Client: Southern Company Data: Hammond AP-1

Sanitas™ v.10.0.20 Software licensed to Groundwater Stats Consulting. UG

Sen's Slope Estimator

HGWA-3 (bg)

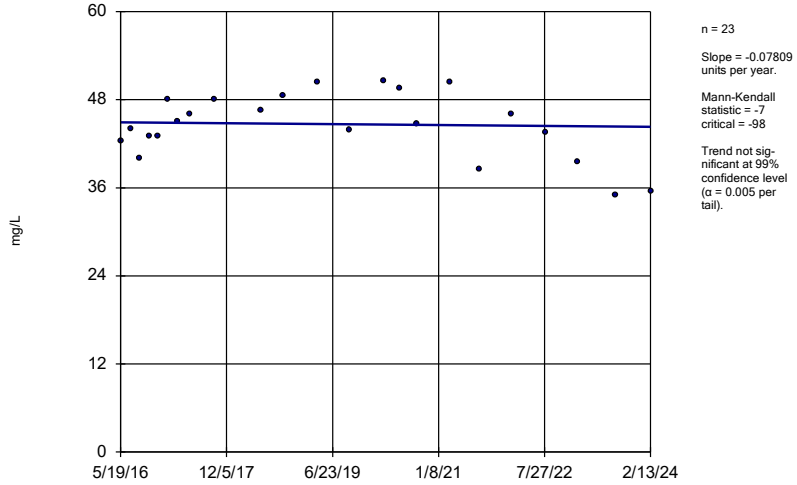

n = 23

Slope = -0.07809 units per year.

Mann-Kendall statistic = -7
critical = -98

Trend not significant at 99% confidence level (α = 0.005 per tail).

Constituent: Sulfate Analysis Run 8/5/2024 10:20 AM View: Appendix III - Trend Tests
Plant Hammond Client: Southern Company Data: Hammond AP-1

Sanitas™ v.10.0.20 Software licensed to Groundwater Stats Consulting. UG

Sen's Slope Estimator

HGWA-43D (bg)

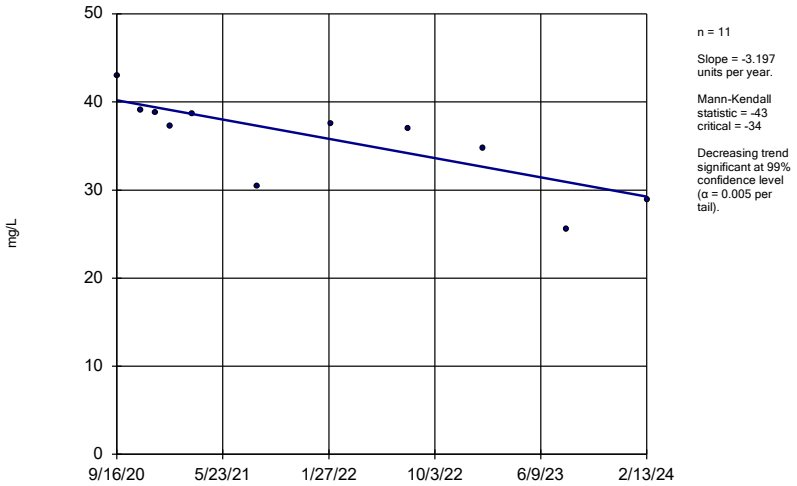

n = 11

Slope = -3.197 units per year.

Mann-Kendall statistic = -43 critical = -34

Decreasing trend significant at 99% confidence level (α = 0.005 per tail).

Constituent: Sulfate Analysis Run 8/5/2024 10:20 AM View: Appendix III - Trend Tests

Plant Hammond Client: Southern Company Data: Hammond AP-1

Sanitas™ v.10.0.20 Software licensed to Groundwater Stats Consulting. UG

Hollow symbols indicate censored values.

Sen's Slope Estimator

HGWA-44D (bg)

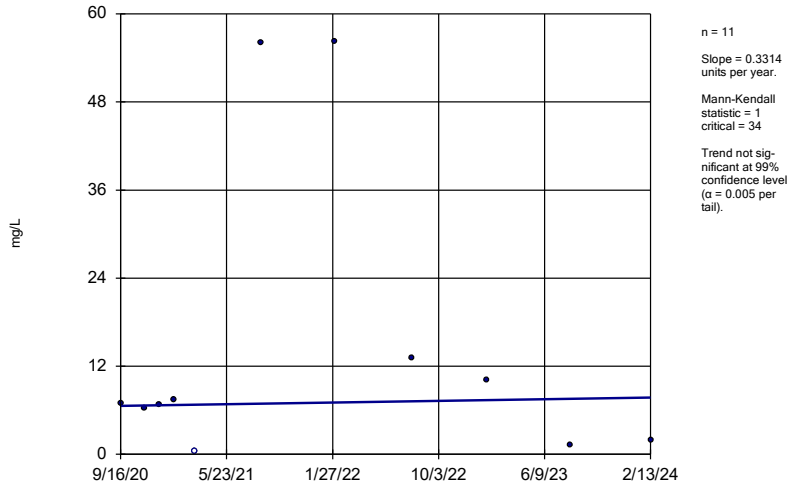

n = 11

Slope = 0.3314 units per year.

Mann-Kendall statistic = 1 critical = 34

Trend not significant at 99% confidence level (α = 0.005 per tail).

Constituent: Sulfate Analysis Run 8/5/2024 10:20 AM View: Appendix III - Trend Tests

Plant Hammond Client: Southern Company Data: Hammond AP-1

Sanitas™ v.10.0.20 Software licensed to Groundwater Stats Consulting. UG

Hollow symbols indicate censored values.

Sen's Slope Estimator

HGWC-11

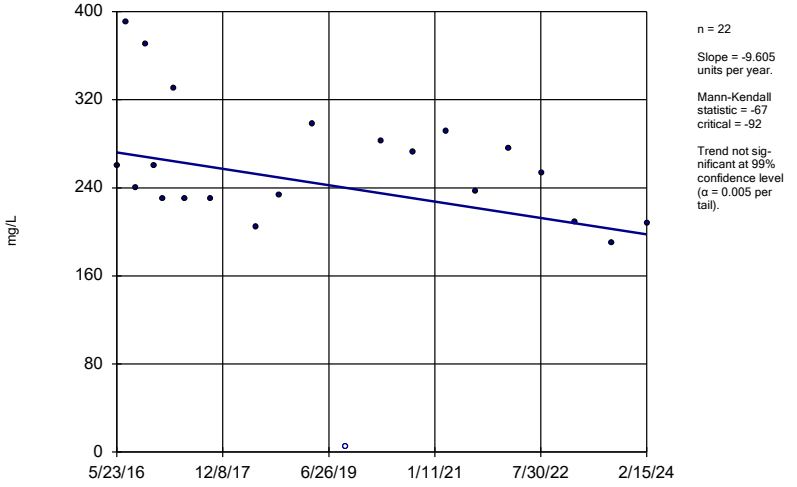

n = 22

Slope = -9.605 units per year.

Mann-Kendall statistic = -67 critical = -92

Trend not significant at 99% confidence level (α = 0.005 per tail).

Constituent: Sulfate Analysis Run 8/5/2024 10:20 AM View: Appendix III - Trend Tests

Plant Hammond Client: Southern Company Data: Hammond AP-1

Sanitas™ v.10.0.20 Software licensed to Groundwater Stats Consulting. UG

Sen's Slope Estimator

HGWC-12

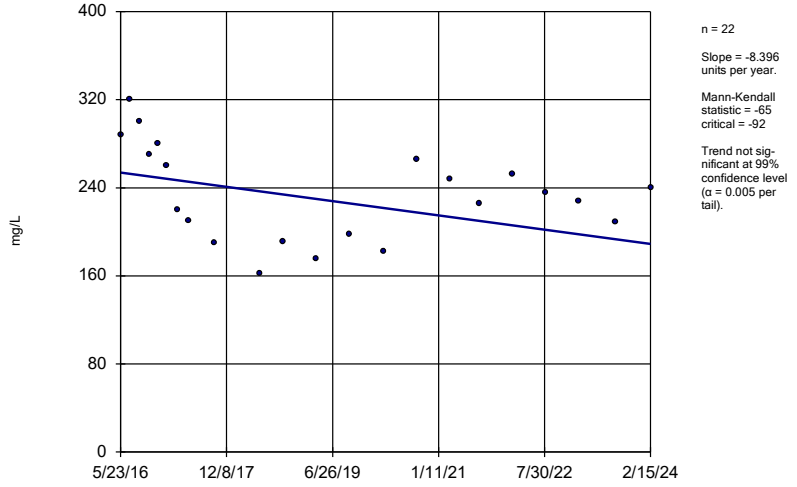

n = 22

Slope = -8.396 units per year.

Mann-Kendall statistic = -65 critical = -92

Trend not significant at 99% confidence level (α = 0.005 per tail).

Constituent: Sulfate Analysis Run 8/5/2024 10:20 AM View: Appendix III - Trend Tests

Plant Hammond Client: Southern Company Data: Hammond AP-1

Sanitas™ v.10.0.20 Software licensed to Groundwater Stats Consulting. UG

Sen's Slope Estimator

HGWC-13

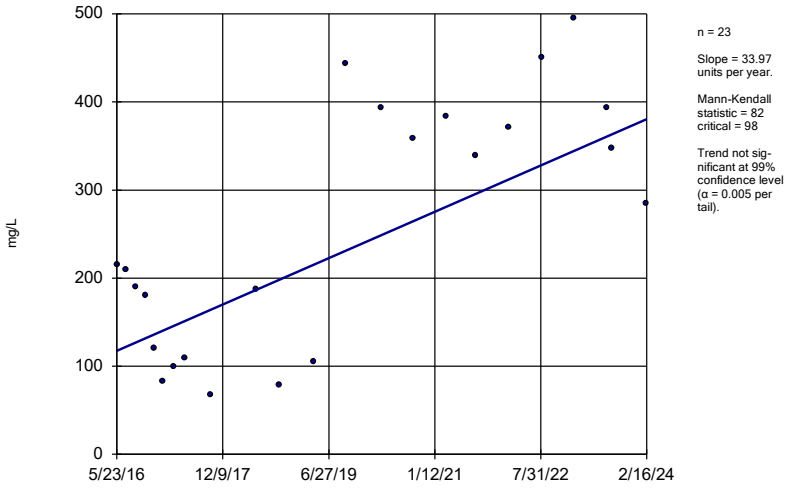

n = 23

Slope = 33.97 units per year.

Mann-Kendall statistic = 82 critical = 98

Trend not significant at 99% confidence level (α = 0.005 per tail).

Constituent: Sulfate Analysis Run 8/5/2024 10:20 AM View: Appendix III - Trend Tests

Plant Hammond Client: Southern Company Data: Hammond AP-1

Sanitas™ v.10.0.20 Software licensed to Groundwater Stats Consulting. UG

Sen's Slope Estimator

HGWC-7

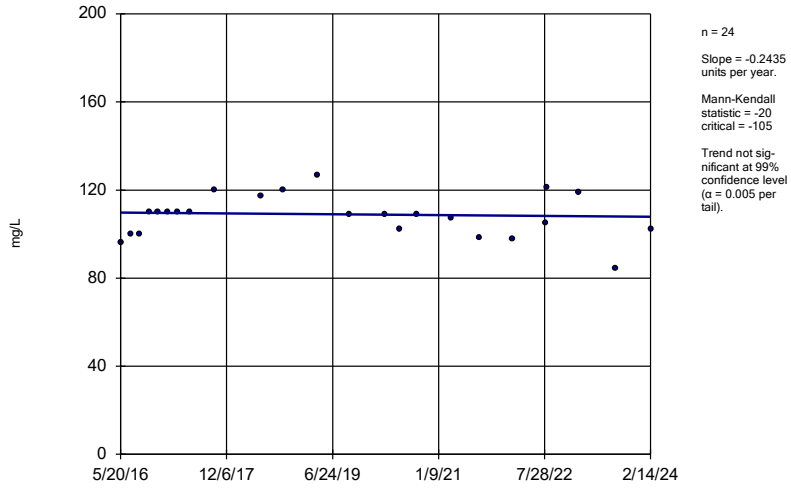

n = 24

Slope = -0.2435 units per year.

Mann-Kendall statistic = -20 critical = -105

Trend not significant at 99% confidence level (α = 0.005 per tail).

Constituent: Sulfate Analysis Run 8/5/2024 10:20 AM View: Appendix III - Trend Tests

Plant Hammond Client: Southern Company Data: Hammond AP-1

Sanitas™ v.10.0.20 Software licensed to Groundwater Stats Consulting. UG

Sen's Slope Estimator

HGWC-8

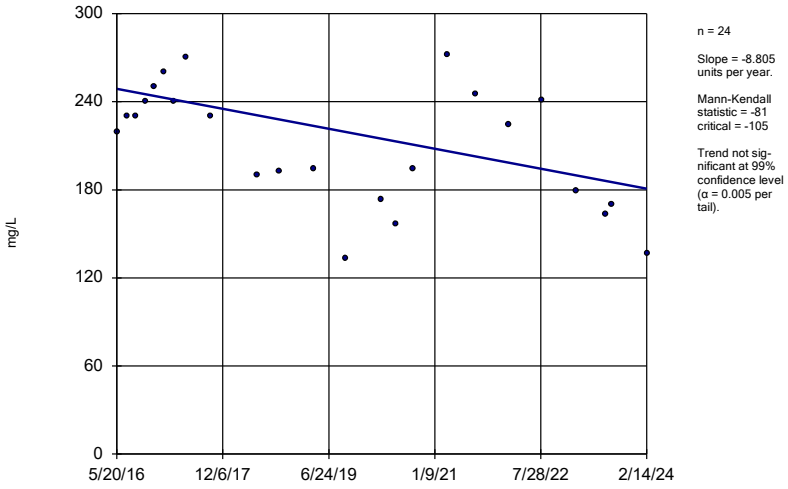

n = 24

Slope = -8.805 units per year.

Mann-Kendall statistic = -81 critical = -105

Trend not significant at 99% confidence level (α = 0.005 per tail).

Constituent: Sulfate Analysis Run 8/5/2024 10:20 AM View: Appendix III - Trend Tests

Plant Hammond Client: Southern Company Data: Hammond AP-1

Sanitas™ v.10.0.20 Software licensed to Groundwater Stats Consulting. UG

Sen's Slope Estimator

HGWC-9

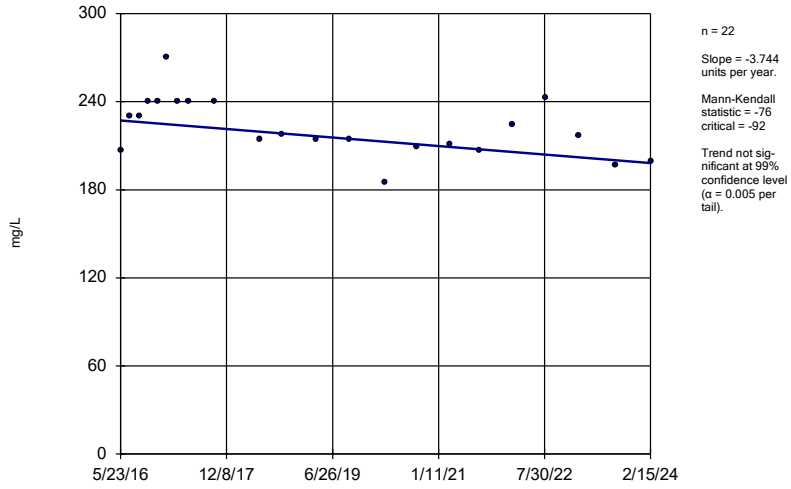

n = 22

Slope = -3.744 units per year.

Mann-Kendall statistic = -76 critical = -92

Trend not significant at 99% confidence level (α = 0.005 per tail).

Constituent: Sulfate Analysis Run 8/5/2024 10:20 AM View: Appendix III - Trend Tests

Plant Hammond Client: Southern Company Data: Hammond AP-1

Sanitas™ v.10.0.20 Software licensed to Groundwater Stats Consulting. UG

Sen's Slope Estimator

HGWA-1 (bg)

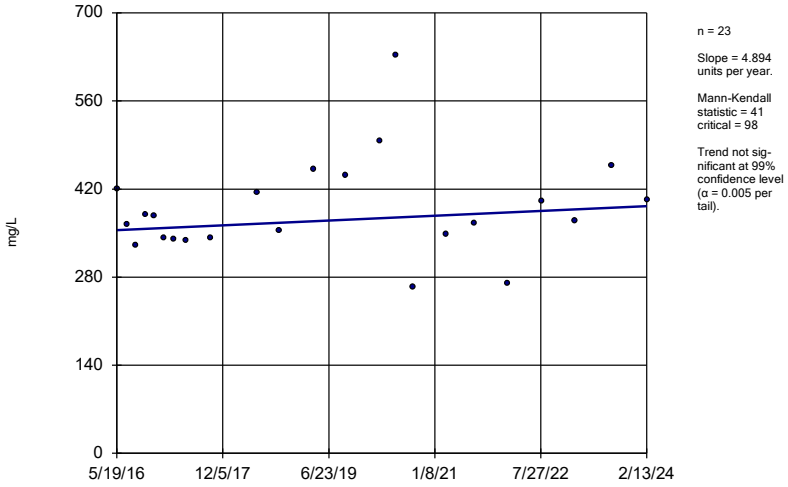

n = 23

Slope = 4.894 units per year.

Mann-Kendall statistic = 41 critical = 98

Trend not sig-nificant at 99% confidence level (α = 0.005 per tail).

Constituent: Total Dissolved Solids Analysis Run 8/5/2024 10:20 AM View: Appendix III - Trend Tests

Plant Hammond Client: Southern Company Data: Hammond AP-1

Sanitas™ v.10.0.20 Software licensed to Groundwater Stats Consulting. UG

Sen's Slope Estimator

HGWA-2 (bg)

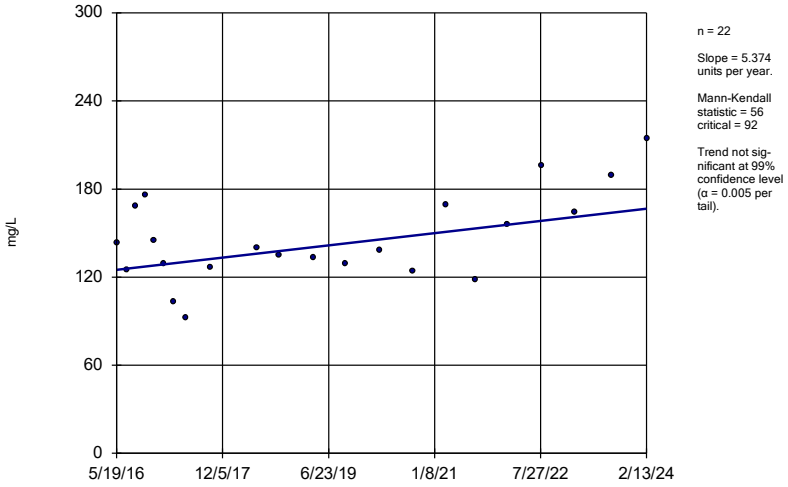

n = 22

Slope = 5.374 units per year.

Mann-Kendall statistic = 56 critical = 92

Trend not sig-nificant at 99% confidence level (α = 0.005 per tail).

Constituent: Total Dissolved Solids Analysis Run 8/5/2024 10:20 AM View: Appendix III - Trend Tests

Plant Hammond Client: Southern Company Data: Hammond AP-1

Sanitas™ v.10.0.20 Software licensed to Groundwater Stats Consulting. UG

Sen's Slope Estimator

HGWA-3 (bg)

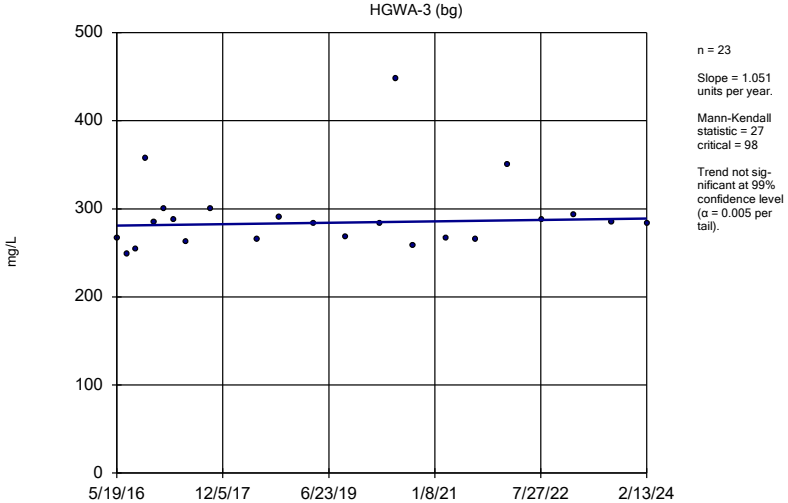

n = 23

Slope = 1.051 units per year.

Mann-Kendall statistic = 27 critical = 98

Trend not sig-nificant at 99% confidence level (α = 0.005 per tail).

Constituent: Total Dissolved Solids Analysis Run 8/5/2024 10:20 AM View: Appendix III - Trend Tests

Plant Hammond Client: Southern Company Data: Hammond AP-1

Sanitas™ v.10.0.20 Software licensed to Groundwater Stats Consulting. UG

Sen's Slope Estimator

HGWA-43D (bg)

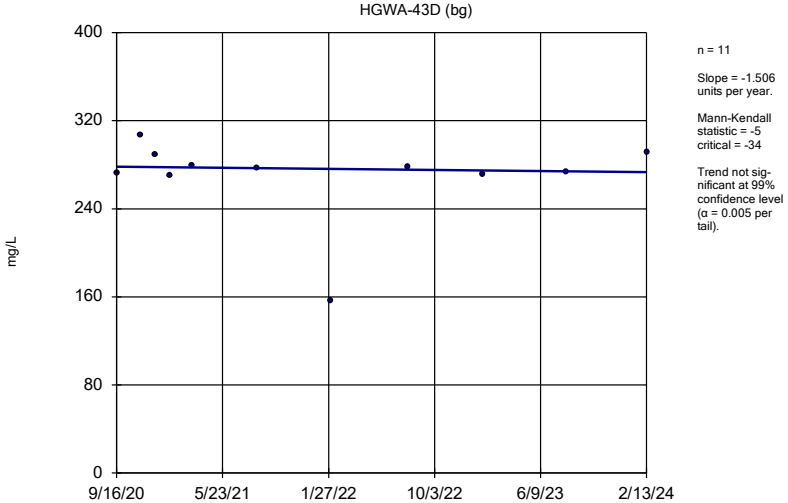

n = 11

Slope = -1.506 units per year.

Mann-Kendall statistic = -5 critical = -34

Trend not sig-nificant at 99% confidence level (α = 0.005 per tail).

Constituent: Total Dissolved Solids Analysis Run 8/5/2024 10:20 AM View: Appendix III - Trend Tests

Plant Hammond Client: Southern Company Data: Hammond AP-1

Sanitas™ v.10.0.20 Software licensed to Groundwater Stats Consulting. UG

Sen's Slope Estimator

HGWA-44D (bg)

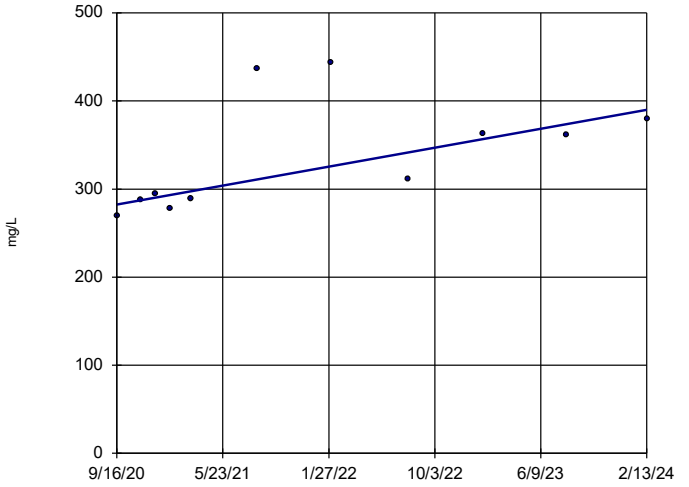

n = 11

Slope = 31.45 units per year.

Mann-Kendall statistic = 31 critical = 34

Trend not significant at 99% confidence level (α = 0.005 per tail).

Constituent: Total Dissolved Solids Analysis Run 8/5/2024 10:20 AM View: Appendix III - Trend Tests

Plant Hammond Client: Southern Company Data: Hammond AP-1

Sanitas™ v.10.0.20 Software licensed to Groundwater Stats Consulting. UG

Sen's Slope Estimator

HGWC-12

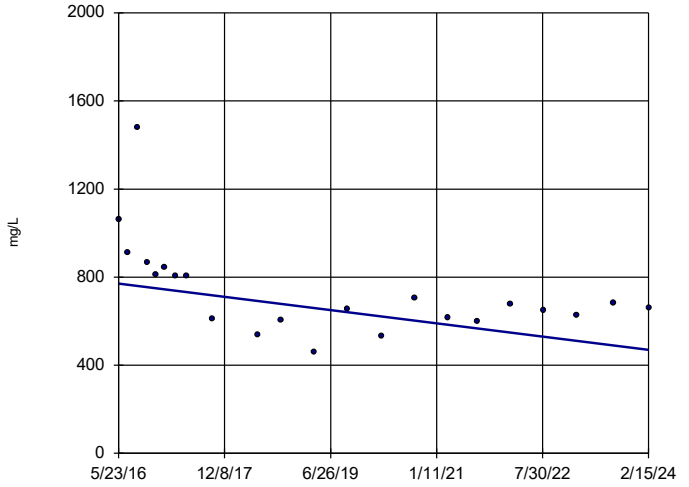

n = 22

Slope = -38.98 units per year.

Mann-Kendall statistic = -99 critical = -92

Decreasing trend significant at 99% confidence level (α = 0.005 per tail).

Constituent: Total Dissolved Solids Analysis Run 8/5/2024 10:20 AM View: Appendix III - Trend Tests

Plant Hammond Client: Southern Company Data: Hammond AP-1

Sanitas™ v.10.0.20 Software licensed to Groundwater Stats Consulting. UG

Sen's Slope Estimator

HGWC-13

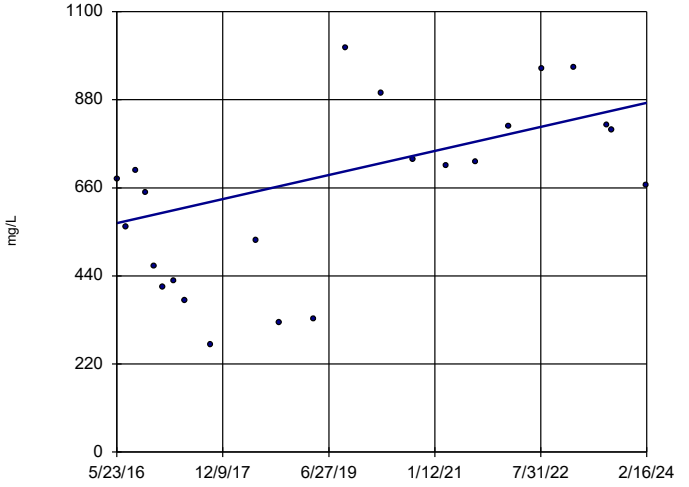

n = 23

Slope = 38.87 units per year.

Mann-Kendall statistic = 75 critical = 98

Trend not significant at 99% confidence level (α = 0.005 per tail).

Constituent: Total Dissolved Solids Analysis Run 8/5/2024 10:20 AM View: Appendix III - Trend Tests

Plant Hammond Client: Southern Company Data: Hammond AP-1

Sanitas™ v.10.0.20 Software licensed to Groundwater Stats Consulting. UG

Sen's Slope Estimator

HGWC-9

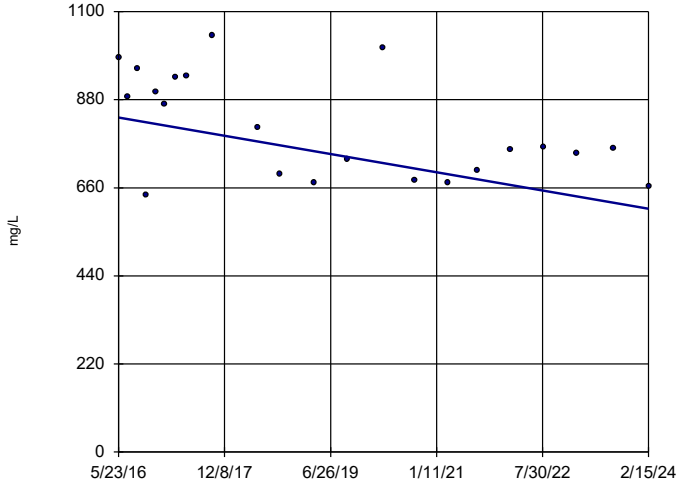

n = 22

Slope = -29.47 units per year.

Mann-Kendall statistic = -73 critical = -92

Trend not significant at 99% confidence level (α = 0.005 per tail).

Constituent: Total Dissolved Solids Analysis Run 8/5/2024 10:20 AM View: Appendix III - Trend Tests

Plant Hammond Client: Southern Company Data: Hammond AP-1

FIGURE F.

Upper Tolerance Limits

Plant Hammond Data: Hammond AP-1 Printed 4/25/2024, 9:18 AM

Constituent	Upper Lim.	Bg N	Std. Dev.	%NDs	ND Adj.	Transform	Alpha	Method
Antimony (mg/L)	0.003	93	n/a	82.8	n/a	n/a	0.008478	NP Inter(NDs)
Arsenic (mg/L)	0.005	99	n/a	67.68	n/a	n/a	0.006232	NP Inter(NDs)
Barium (mg/L)	0.46	99	n/a	0	n/a	n/a	0.006232	NP Inter(normality)
Beryllium (mg/L)	0.0005	93	n/a	78.49	n/a	n/a	0.008478	NP Inter(NDs)
Cadmium (mg/L)	0.0005	93	n/a	84.95	n/a	n/a	0.008478	NP Inter(NDs)
Chromium (mg/L)	0.0079	93	n/a	84.95	n/a	n/a	0.008478	NP Inter(NDs)
Cobalt (mg/L)	0.038	93	n/a	72.04	n/a	n/a	0.008478	NP Inter(NDs)
Combined Radium 226 + 228 (pCi/L)	4.36	99	n/a	0	n/a	n/a	0.006232	NP Inter(normality)
Fluoride (mg/L)	1.5	104	n/a	26.92	n/a	n/a	0.004822	NP Inter(normality)
Lead (mg/L)	0.001	90	n/a	71.11	n/a	n/a	0.009888	NP Inter(NDs)
Lithium (mg/L)	0.064	97	n/a	19.59	n/a	n/a	0.006905	NP Inter(normality)
Mercury (mg/L)	0.0002	71	n/a	97.18	n/a	n/a	0.0262	NP Inter(NDs)
Molybdenum (mg/L)	0.01	101	n/a	76.24	n/a	n/a	0.005625	NP Inter(NDs)
Selenium (mg/L)	0.005	99	n/a	95.96	n/a	n/a	0.006232	NP Inter(NDs)
Thallium (mg/L)	0.001	99	n/a	98.99	n/a	n/a	0.006232	NP Inter(NDs)

Sanitas™ v.10.0.16 . UG
Hollow symbols indicate censored values.

Time Series

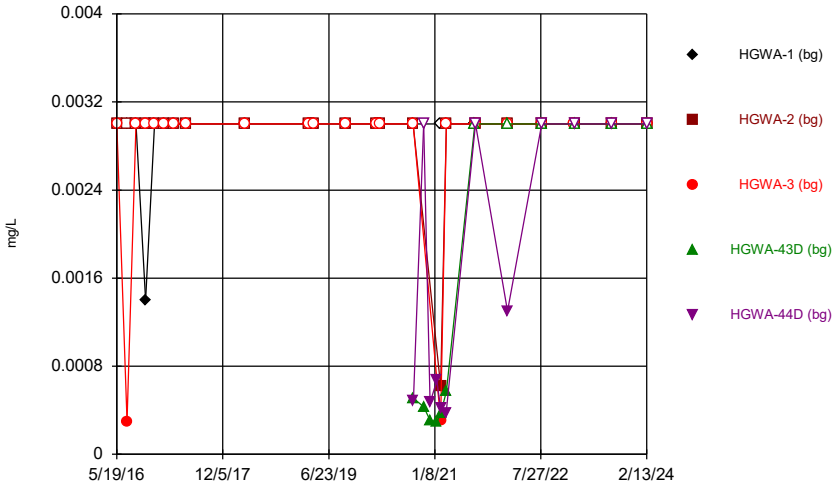

Constituent: Antimony Analysis Run 4/25/2024 9:18 AM View: Appendix IV - UTLs
Plant Hammond Data: Hammond AP-1

Sanitas™ v.10.0.16 . UG
Hollow symbols indicate censored values.

Time Series

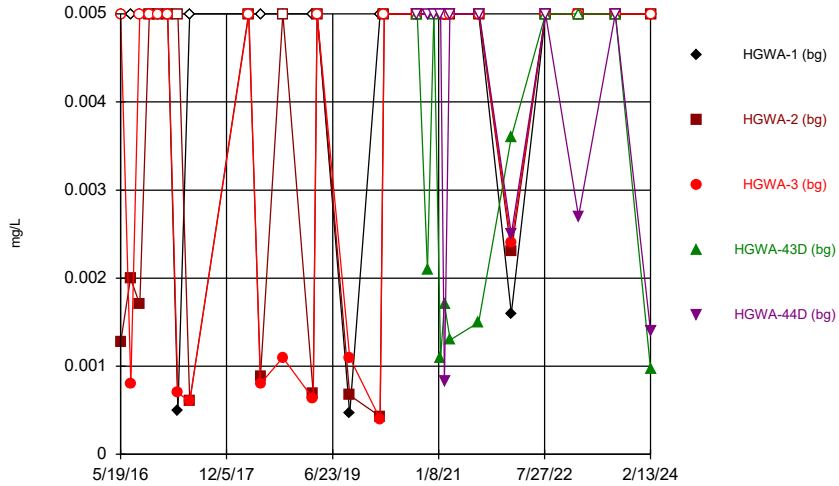

Constituent: Arsenic Analysis Run 4/25/2024 9:18 AM View: Appendix IV - UTLs
Plant Hammond Data: Hammond AP-1

Sanitas™ v.10.0.16 . UG

Time Series

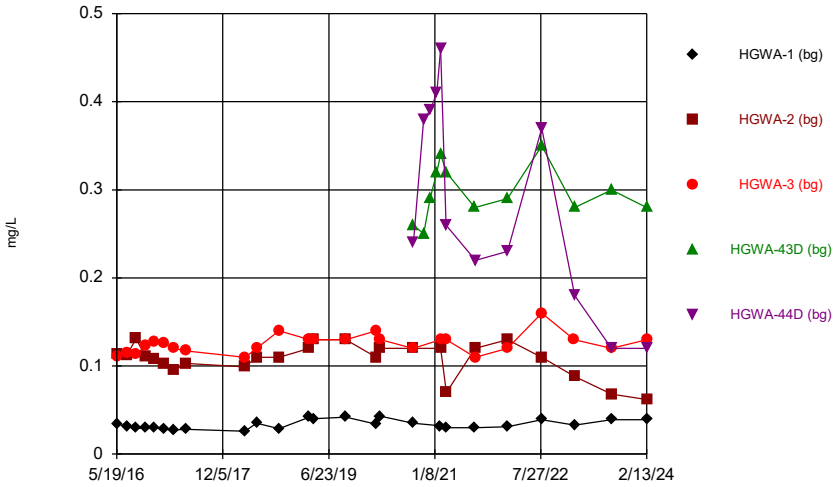

Constituent: Barium Analysis Run 4/25/2024 9:18 AM View: Appendix IV - UTLs
Plant Hammond Data: Hammond AP-1

Sanitas™ v.10.0.16 . UG
Hollow symbols indicate censored values.

Time Series

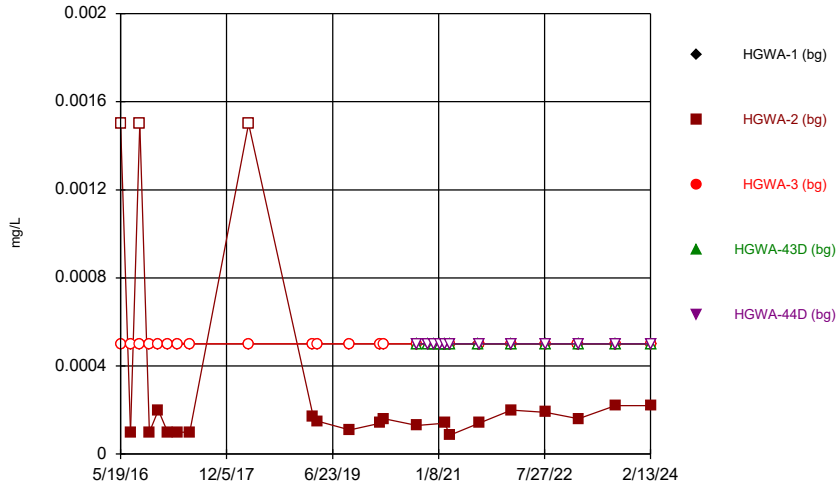

Constituent: Beryllium Analysis Run 4/25/2024 9:18 AM View: Appendix IV - UTLs
Plant Hammond Data: Hammond AP-1

Sanitas™ v.10.0.16 . UG
Hollow symbols indicate censored values.

Time Series

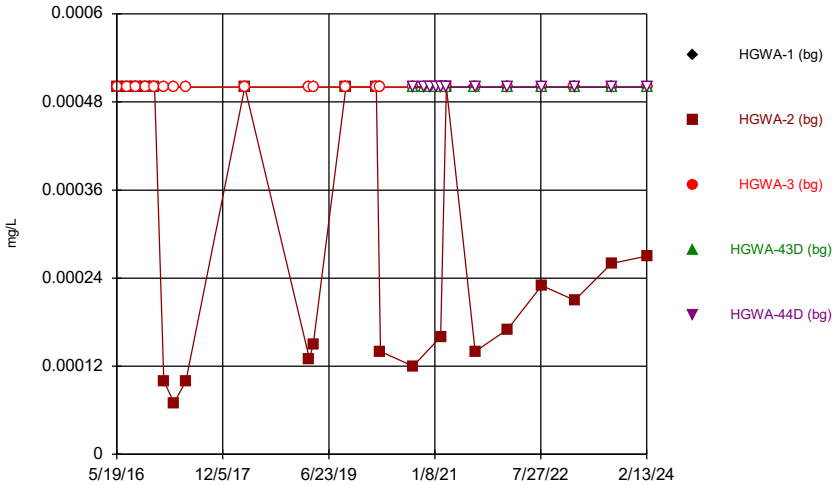

Constituent: Cadmium Analysis Run 4/25/2024 9:18 AM View: Appendix IV - UTLs
Plant Hammond Data: Hammond AP-1

Sanitas™ v.10.0.16 . UG
Hollow symbols indicate censored values.

Time Series

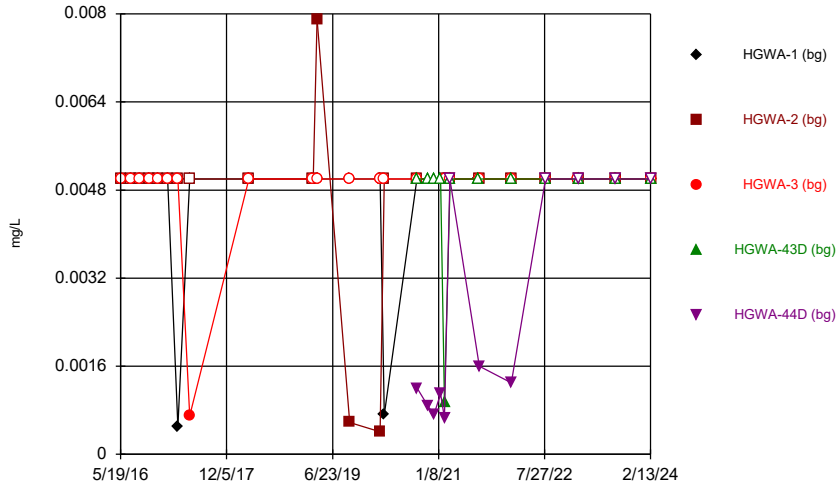

Constituent: Chromium Analysis Run 4/25/2024 9:18 AM View: Appendix IV - UTLs
Plant Hammond Data: Hammond AP-1

Sanitas™ v.10.0.16 . UG
Hollow symbols indicate censored values.

Time Series

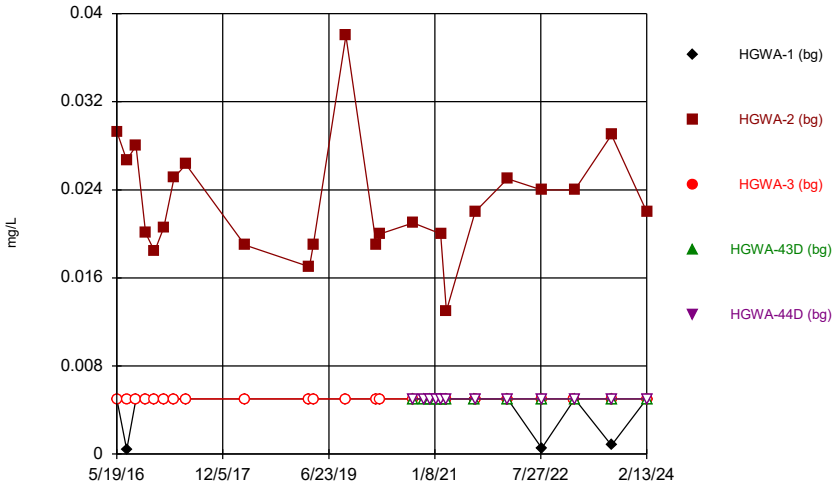

Constituent: Cobalt Analysis Run 4/25/2024 9:18 AM View: Appendix IV - UTLs
Plant Hammond Data: Hammond AP-1

Sanitas™ v.10.0.16 . UG

Time Series

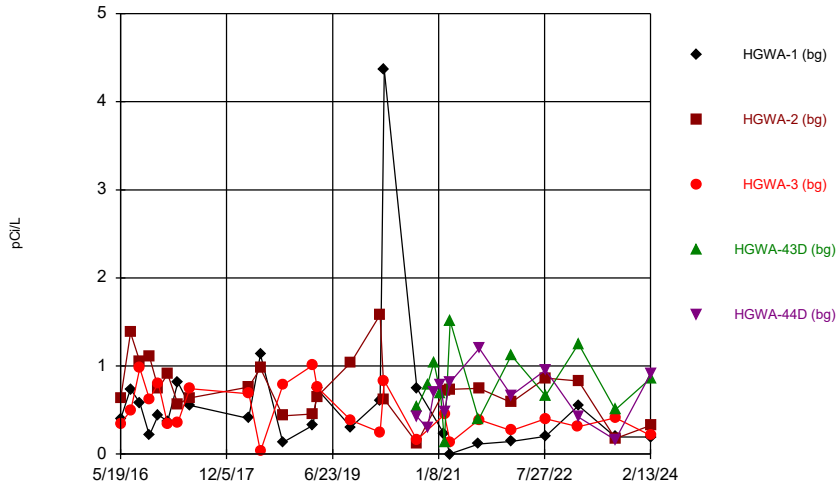

Constituent: Combined Radium 226 + 228 Analysis Run 4/25/2024 9:18 AM View: Appendix IV - UTLs
Plant Hammond Data: Hammond AP-1

Sanitas™ v.10.0.16 . UG
Hollow symbols indicate censored values.

Time Series

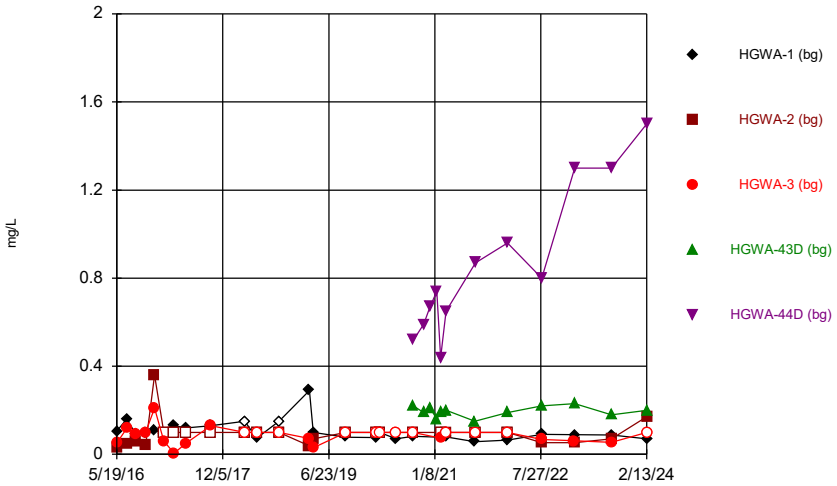

Constituent: Fluoride Analysis Run 4/25/2024 9:18 AM View: Appendix IV - UTLs
Plant Hammond Data: Hammond AP-1

Sanitas™ v.10.0.16 . UG
Hollow symbols indicate censored values.

Time Series

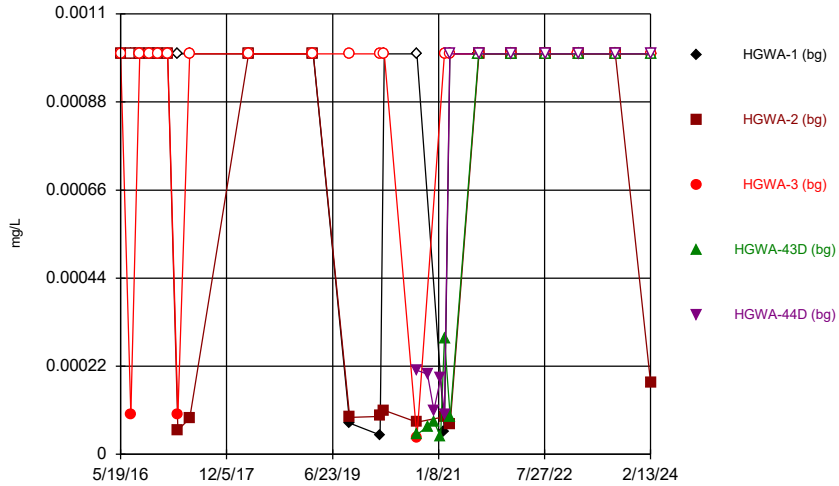

Constituent: Lead Analysis Run 4/25/2024 9:18 AM View: Appendix IV - UTLs
Plant Hammond Data: Hammond AP-1

Sanitas™ v.10.0.16 . UG
Hollow symbols indicate censored values.

Time Series

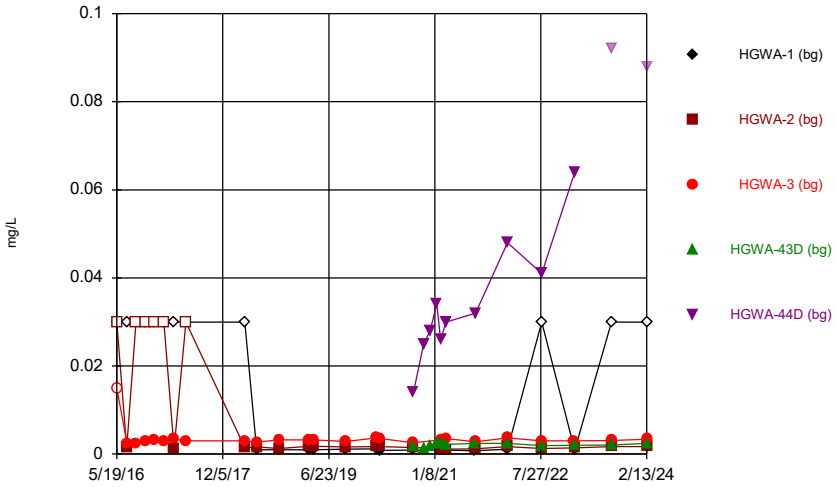

Constituent: Lithium Analysis Run 4/25/2024 9:18 AM View: Appendix IV - UTLs
Plant Hammond Data: Hammond AP-1

Sanitas™ v.10.0.16 . UG
Hollow symbols indicate censored values.

Time Series

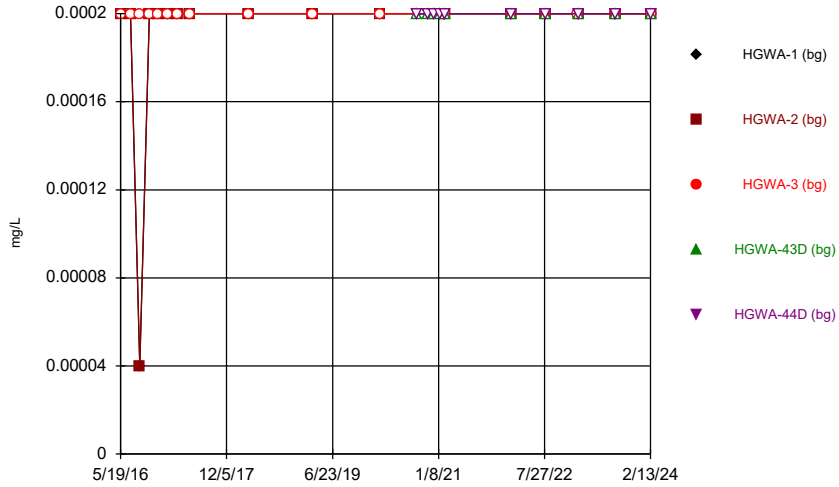

Constituent: Mercury Analysis Run 4/25/2024 9:18 AM View: Appendix IV - UTLs
Plant Hammond Data: Hammond AP-1

Sanitas™ v.10.0.16 . UG
Hollow symbols indicate censored values.

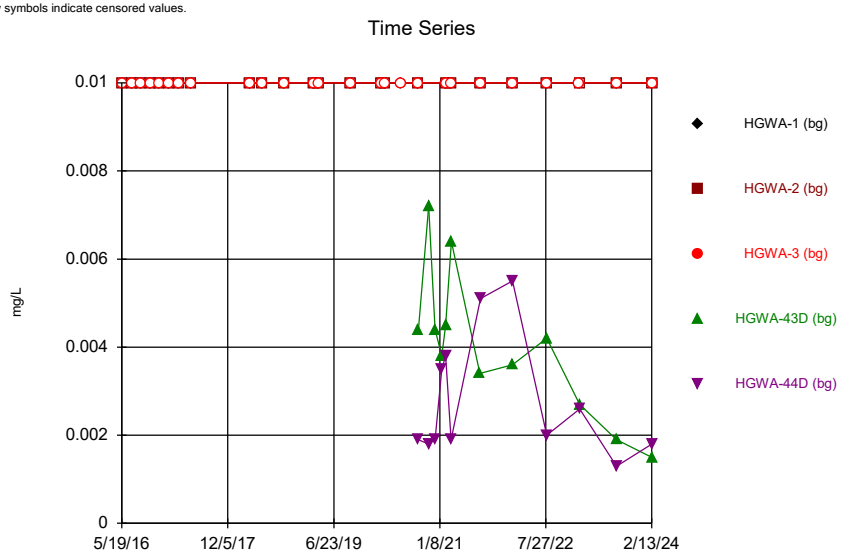

Constituent: Molybdenum Analysis Run 4/25/2024 9:18 AM View: Appendix IV - UTLs
Plant Hammond Data: Hammond AP-1

Sanitas™ v.10.0.16 . UG
Hollow symbols indicate censored values.

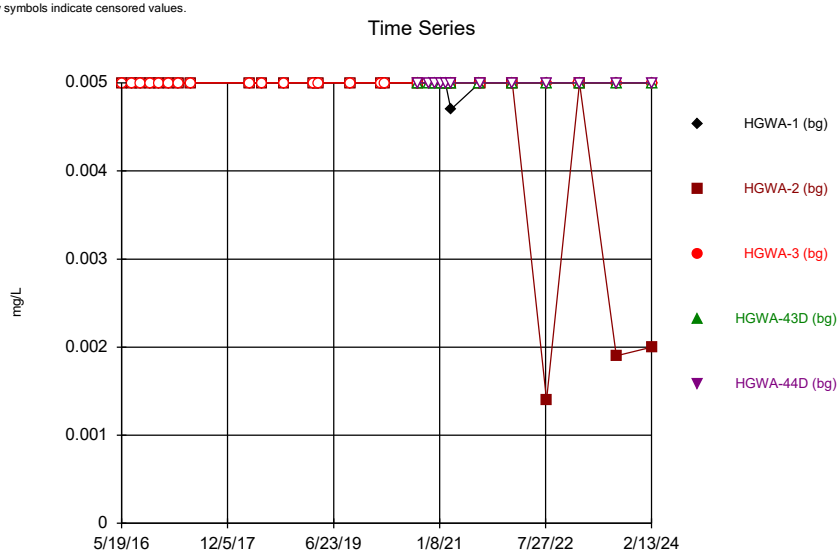

Constituent: Selenium Analysis Run 4/25/2024 9:18 AM View: Appendix IV - UTLs
Plant Hammond Data: Hammond AP-1

Sanitas™ v.10.0.16 . UG
Hollow symbols indicate censored values.

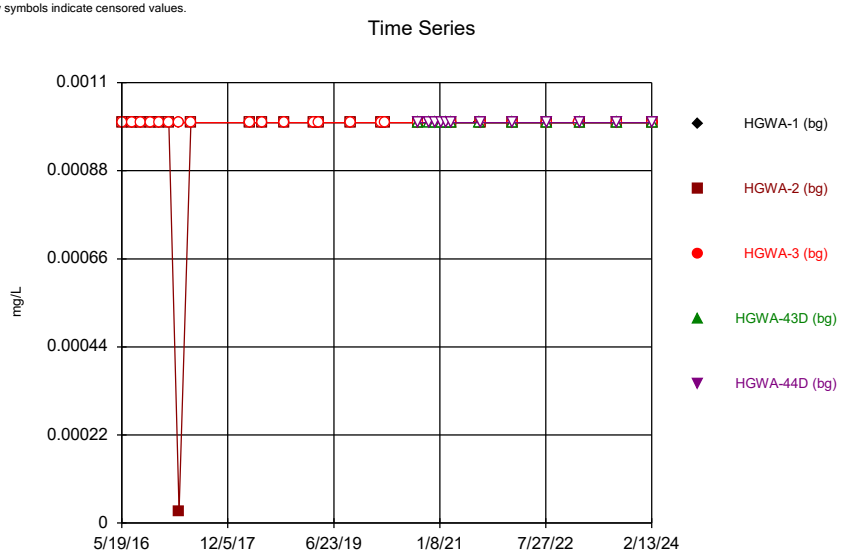

Constituent: Thallium Analysis Run 4/25/2024 9:18 AM View: Appendix IV - UTLs
Plant Hammond Data: Hammond AP-1

Sanitas™ v.10.0.16 . UG

Tolerance Limit

Interwell Non-parametric



Non-parametric test used in lieu of parametric tolerance limit because censored data exceeded 50%. Limit is highest of 93 background values. 82.8% NDs. 95.12% coverage at alpha=0.01; 96.68% coverage at alpha=0.05; 99.41% coverage at alpha=0.5. Report alpha = 0.008478.

Constituent: Antimony Analysis Run 4/25/2024 9:17 AM View: Appendix IV - UTLs
Plant Hammond Data: Hammond AP-1

Sanitas™ v.10.0.16 . UG

Tolerance Limit

Interwell Non-parametric



Non-parametric test used in lieu of parametric tolerance limit because censored data exceeded 50%. Limit is highest of 99 background values. 67.68% NDs. 95.51% coverage at alpha=0.01; 97.07% coverage at alpha=0.05; 99.41% coverage at alpha=0.5. Report alpha = 0.006232.

Constituent: Arsenic Analysis Run 4/25/2024 9:17 AM View: Appendix IV - UTLs
Plant Hammond Data: Hammond AP-1

Sanitas™ v.10.0.16 . UG

Tolerance Limit

Interwell Non-parametric



Non-parametric test used in lieu of parametric tolerance limit because the Shapiro Francia normality test showed the data to be non-normal at the 0.01 alpha level. Limit is highest of 99 background values. 95.51% coverage at alpha=0.01; 97.07% coverage at alpha=0.05; 99.41% coverage at alpha=0.5. Report alpha = 0.006232.

Constituent: Barium Analysis Run 4/25/2024 9:17 AM View: Appendix IV - UTLs
Plant Hammond Data: Hammond AP-1

Sanitas™ v.10.0.16 . UG

Tolerance Limit

Interwell Non-parametric



Non-parametric test used in lieu of parametric tolerance limit because censored data exceeded 50%. Limit is highest of 93 background values. 78.49% NDs. 95.12% coverage at alpha=0.01; 96.68% coverage at alpha=0.05; 99.41% coverage at alpha=0.5. Report alpha = 0.008478.

Constituent: Beryllium Analysis Run 4/25/2024 9:17 AM View: Appendix IV - UTLs
Plant Hammond Data: Hammond AP-1

Sanitas™ v.10.0.16 . UG

Tolerance Limit

Interwell Non-parametric



Non-parametric test used in lieu of parametric tolerance limit because censored data exceeded 50%. Limit is highest of 93 background values. 84.95% NDs. 95.12% coverage at alpha=0.01; 96.68% coverage at alpha=0.05; 99.41% coverage at alpha=0.5. Report alpha = 0.008478.

Constituent: Cadmium Analysis Run 4/25/2024 9:17 AM View: Appendix IV - UTLs
Plant Hammond Data: Hammond AP-1

Sanitas™ v.10.0.16 . UG

Tolerance Limit

Interwell Non-parametric



Non-parametric test used in lieu of parametric tolerance limit because censored data exceeded 50%. Limit is highest of 93 background values. 84.95% NDs. 95.12% coverage at alpha=0.01; 96.68% coverage at alpha=0.05; 99.41% coverage at alpha=0.5. Report alpha = 0.008478.

Constituent: Chromium Analysis Run 4/25/2024 9:17 AM View: Appendix IV - UTLs
Plant Hammond Data: Hammond AP-1

Sanitas™ v.10.0.16 . UG

Tolerance Limit

Interwell Non-parametric



Non-parametric test used in lieu of parametric tolerance limit because censored data exceeded 50%. Limit is highest of 93 background values. 72.04% NDs. 95.12% coverage at alpha=0.01; 96.68% coverage at alpha=0.05; 99.41% coverage at alpha=0.5. Report alpha = 0.008478.

Constituent: Cobalt Analysis Run 4/25/2024 9:17 AM View: Appendix IV - UTLs
Plant Hammond Data: Hammond AP-1

Sanitas™ v.10.0.16 . UG

Tolerance Limit

Interwell Non-parametric



Non-parametric test used in lieu of parametric tolerance limit because the Shapiro Francia normality test showed the data to be non-normal at the 0.01 alpha level. Limit is highest of 99 background values. 95.51% coverage at alpha=0.01; 97.07% coverage at alpha=0.05; 99.41% coverage at alpha=0.5. Report alpha = 0.006232.

Constituent: Combined Radium 226 + 228 Analysis Run 4/25/2024 9:17 AM View: Appendix IV - UTLs
Plant Hammond Data: Hammond AP-1

Sanitas™ v.10.0.16 . UG

Tolerance Limit

Interwell Non-parametric



Non-parametric test used in lieu of parametric tolerance limit because the Chi Squared normality test showed the data to be non-normal at the 0.01 alpha level. Limit is highest of 104 background values. 26.92% NDs. 95.51% coverage at alpha=0.01; 97.07% coverage at alpha=0.05; 99.41% coverage at alpha=0.5. Report alpha = 0.004822.

Constituent: Fluoride Analysis Run 4/25/2024 9:17 AM View: Appendix IV - UTLs
Plant Hammond Data: Hammond AP-1

Sanitas™ v.10.0.16 . UG

Tolerance Limit

Interwell Non-parametric



Non-parametric test used in lieu of parametric tolerance limit because censored data exceeded 50%. Limit is highest of 90 background values. 71.11% NDs. 95.12% coverage at alpha=0.01; 96.68% coverage at alpha=0.05; 99.41% coverage at alpha=0.5. Report alpha = 0.009888.

Constituent: Lead Analysis Run 4/25/2024 9:17 AM View: Appendix IV - UTLs
Plant Hammond Data: Hammond AP-1

Sanitas™ v.10.0.16 . UG

Tolerance Limit

Interwell Non-parametric



Non-parametric test used in lieu of parametric tolerance limit because the Shapiro Francia normality test showed the data to be non-normal at the 0.01 alpha level. Limit is highest of 97 background values. 19.59% NDs. 95.51% coverage at alpha=0.01; 97.07% coverage at alpha=0.05; 99.41% coverage at alpha=0.5. Report alpha = 0.006905.

Constituent: Lithium Analysis Run 4/25/2024 9:17 AM View: Appendix IV - UTLs
Plant Hammond Data: Hammond AP-1

Sanitas™ v.10.0.16 . UG

Tolerance Limit

Interwell Non-parametric



Non-parametric test used in lieu of parametric tolerance limit because censored data exceeded 50%. Limit is highest of 71 background values. 97.18% NDs. 93.55% coverage at alpha=0.01; 95.9% coverage at alpha=0.05; 99.02% coverage at alpha=0.5. Report alpha = 0.0262.

Constituent: Mercury Analysis Run 4/25/2024 9:17 AM View: Appendix IV - UTLs
Plant Hammond Data: Hammond AP-1

Sanitas™ v.10.0.16 . UG

Tolerance Limit

Interwell Non-parametric



Non-parametric test used in lieu of parametric tolerance limit because censored data exceeded 50%. Limit is highest of 101 background values. 76.24% NDs. 95.51% coverage at alpha=0.01; 97.07% coverage at alpha=0.05; 99.41% coverage at alpha=0.5. Report alpha = 0.005625.

Constituent: Molybdenum Analysis Run 4/25/2024 9:17 AM View: Appendix IV - UTLs
Plant Hammond Data: Hammond AP-1

Sanitas™ v.10.0.16 . UG

Tolerance Limit

Interwell Non-parametric



Non-parametric test used in lieu of parametric tolerance limit because censored data exceeded 50%. Limit is highest of 99 background values. 95.96% NDs. 95.51% coverage at alpha=0.01; 97.07% coverage at alpha=0.05; 99.41% coverage at alpha=0.5. Report alpha = 0.006232.

Constituent: Selenium Analysis Run 4/25/2024 9:17 AM View: Appendix IV - UTLs
Plant Hammond Data: Hammond AP-1

Sanitas™ v.10.0.16 . UG

Tolerance Limit

Interwell Non-parametric



Non-parametric test used in lieu of parametric tolerance limit because censored data exceeded 50%. Limit is highest of 99 background values. 98.99% NDs. 95.51% coverage at alpha=0.01; 97.07% coverage at alpha=0.05; 99.41% coverage at alpha=0.5. Report alpha = 0.006232.

Constituent: Thallium Analysis Run 4/25/2024 9:17 AM View: Appendix IV - UTLs
Plant Hammond Data: Hammond AP-1

FIGURE G.

PLANT HAMMOND AP-1 GWPS				
Constituent Name	**MCL**	**CCR-Rule Specified**	**Background Limit**	**GWPS**
Antimony, Total (mg/L)	0.006		0.003	0.006
Arsenic, Total (mg/L)	0.01		0.005	0.01
Barium, Total (mg/L)	2		0.46	2
Beryllium, Total (mg/L)	0.004		0.0005	0.004
Cadmium, Total (mg/L)	0.005		0.0005	0.005
Chromium, Total (mg/L)	0.1		0.0079	0.1
Cobalt, Total (mg/L)	n/a	0.006	0.038	0.038
Combined Radium, Total (pCi/L)	5		4.36	5
Fluoride, Total (mg/L)	4		1.5	4
Lead, Total (mg/L)	n/a	0.015	0.001	0.015
Lithium, Total (mg/L)	n/a	0.04	0.064	0.064
Mercury, Total (mg/L)	0.002		0.0002	0.002
Molybdenum, Total (mg/L)	n/a	0.1	0.01	0.1
Selenium, Total (mg/L)	0.05		0.005	0.05
Thallium, Total (mg/L)	0.002		0.001	0.002

**Grey cell indidcates background is higher than MCL or CCR-Rule*

**MCL = Maximum Contaminant Level*

**CCR = Coal Combustion Residuals*

**GWPS = Groundwater Protection Statard*

FIGURE H.

Confidence Intervals Summary Table - Significant Results

Plant Hammond Client: Southern Company Data: Hammond AP-1 Printed 8/5/2024, 10:14 AM

Constituent	Well	Upper Lim.	Lower Lim.	Compliance	Sig.	N	Mean	Std. Dev.	%NDs	ND Adj.	Transform	Alpha	Method
Arsenic (mg/L)	**HGWC-13**	**0.4556**	**0.3752**	**0.01**	**Yes**	**26**	**0.4154**	**0.08254**	**0**	**None**	**No**	**0.01**	**Param.**
Molybdenum (mg/L)	**HGWC-8**	**0.4749**	**0.402**	**0.1**	**Yes**	**27**	**0.4315**	**0.08735**	**0**	**None**	**x^2**	**0.01**	**Param.**

Confidence Intervals Summary Table - All Results

Plant Hammond Client: Southern Company Data: Hammond AP-1 Printed 8/5/2024, 10:14 AM

Constituent	Well	Upper Lim.	Lower Lim.	Compliance	Sig.	N	Mean	Std. Dev.	%NDs	ND Adj.	Transform	Alpha	Method
Antimony (mg/L)	HGWC-10	0.003	0.0018	0.006	No	23	0.002846	0.00054	91.3	None	No	0.01	NP (NDs)
Antimony (mg/L)	HGWC-11	0.003	0.00038	0.006	No	23	0.002886	0.0005463	95.65	None	No	0.01	NP (NDs)
Antimony (mg/L)	HGWC-13	0.003	0.00049	0.006	No	24	0.002239	0.001214	70.83	None	No	0.01	NP (NDs)
Antimony (mg/L)	HGWC-7	0.003	0.0017	0.006	No	24	0.002835	0.0005939	91.67	None	No	0.01	NP (NDs)
Antimony (mg/L)	HGWC-8	0.003	0.00064	0.006	No	24	0.002902	0.0004817	95.83	None	No	0.01	NP (NDs)
Antimony (mg/L)	HGWC-9	0.003	0.00092	0.006	No	23	0.002569	0.0009653	82.61	None	No	0.01	NP (NDs)
Antimony (mg/L)	MW-24D	0.003	0.0017	0.006	No	14	0.002907	0.0003474	92.86	None	No	0.01	NP (NDs)
Antimony (mg/L)	MW-26D	0.003	0.002	0.006	No	14	0.002807	0.0005091	85.71	None	No	0.01	NP (NDs)
Antimony (mg/L)	MW-27D	0.003	0.0003	0.006	No	14	0.001844	0.001386	57.14	None	No	0.01	NP (NDs)
Antimony (mg/L)	MW-28D	0.003	0.0019	0.006	No	14	0.002921	0.000294	92.86	None	No	0.01	NP (NDs)
Antimony (mg/L)	MW-29	0.003	0.00094	0.006	No	14	0.002853	0.0005506	92.86	None	No	0.01	NP (NDs)
Antimony (mg/L)	MW-6	0.003	0.0014	0.006	No	14	0.002886	0.0004276	92.86	None	No	0.01	NP (NDs)
Antimony (mg/L)	MW-7	0.003	0.0013	0.006	No	14	0.002484	0.0009092	71.43	None	No	0.01	NP (NDs)
Arsenic (mg/L)	HGWC-11	0.005	0.002	0.01	No	25	0.00367	0.001699	52	None	No	0.01	NP (NDs)
Arsenic (mg/L)	HGWC-12	0.004066	0.002854	0.01	No	25	0.00346	0.001216	12	None	No	0.01	Param.
Arsenic (mg/L)	**HGWC-13**	**0.4556**	**0.3752**	**0.01**	**Yes**	**26**	**0.4154**	**0.08254**	**0**	**None**	**No**	**0.01**	**Param.**
Arsenic (mg/L)	HGWC-7	0.005	0.0019	0.01	No	26	0.004881	0.000608	96.15	None	No	0.01	NP (NDs)
Arsenic (mg/L)	HGWC-8	0.005	0.002	0.01	No	26	0.004885	0.0005883	96.15	None	No	0.01	NP (NDs)
Arsenic (mg/L)	HGWC-9	0.005	0.0021	0.01	No	25	0.004361	0.001518	84	None	No	0.01	NP (NDs)
Arsenic (mg/L)	MW-19	0.005	0.00045	0.01	No	14	0.004675	0.001216	92.86	None	No	0.01	NP (NDs)
Arsenic (mg/L)	MW-20	0.005	0.0023	0.01	No	14	0.004187	0.001661	78.57	None	No	0.01	NP (NDs)
Arsenic (mg/L)	MW-25D	0.005	0.0011	0.01	No	14	0.003911	0.001803	71.43	None	No	0.01	NP (NDs)
Arsenic (mg/L)	MW-26D	0.005	0.0017	0.01	No	14	0.00415	0.001705	78.57	None	No	0.01	NP (NDs)
Arsenic (mg/L)	MW-27D	0.005	0.001	0.01	No	14	0.004064	0.001868	78.57	None	No	0.01	NP (NDs)
Arsenic (mg/L)	MW-28D	0.005	0.0011	0.01	No	14	0.004721	0.001042	92.86	None	No	0.01	NP (NDs)
Arsenic (mg/L)	MW-29	0.005	0.00037	0.01	No	14	0.004669	0.001237	92.86	None	No	0.01	NP (NDs)
Arsenic (mg/L)	MW-5	0.005	0.0013	0.01	No	14	0.004736	0.0009889	92.86	None	No	0.01	NP (NDs)
Arsenic (mg/L)	MW-6	0.005	0.0034	0.01	No	14	0.004886	0.0004276	92.86	None	No	0.01	NP (NDs)
Barium (mg/L)	HGWC-10	0.08156	0.0603	2	No	25	0.07093	0.02133	0	None	No	0.01	Param.
Barium (mg/L)	HGWC-11	0.04895	0.03262	2	No	25	0.04197	0.01844	0	None	sqrt(x)	0.01	Param.
Barium (mg/L)	HGWC-12	0.1052	0.08512	2	No	25	0.09676	0.02155	0	None	ln(x)	0.01	Param.
Barium (mg/L)	HGWC-13	0.08509	0.06573	2	No	26	0.07541	0.01986	0	None	No	0.01	Param.
Barium (mg/L)	HGWC-7	0.07318	0.06743	2	No	26	0.07031	0.005903	0	None	No	0.01	Param.
Barium (mg/L)	HGWC-8	0.07165	0.05989	2	No	26	0.06577	0.01207	0	None	No	0.01	Param.
Barium (mg/L)	HGWC-9	0.1165	0.09543	2	No	25	0.106	0.02117	0	None	No	0.01	Param.
Barium (mg/L)	MW-19	0.05945	0.0417	2	No	14	0.05057	0.01253	0	None	No	0.01	Param.
Barium (mg/L)	MW-20	0.0954	0.08717	2	No	14	0.09129	0.00581	0	None	No	0.01	Param.
Barium (mg/L)	MW-24D	0.062	0.043	2	No	14	0.05807	0.0206	0	None	No	0.01	NP (normality)
Barium (mg/L)	MW-25D	0.6236	0.4435	2	No	14	0.5336	0.1271	0	None	No	0.01	Param.
Barium (mg/L)	MW-26D	0.1144	0.0695	2	No	14	0.09193	0.03166	0	None	No	0.01	Param.
Barium (mg/L)	MW-27D	1.2	0.94	2	No	14	1.021	0.1837	0	None	No	0.01	NP (normality)
Barium (mg/L)	MW-28D	1.062	0.3578	2	No	15	0.7827	0.6761	0	None	x^(1/3)	0.01	Param.
Barium (mg/L)	MW-29	0.0824	0.0726	2	No	14	0.0775	0.006914	0	None	No	0.01	Param.
Barium (mg/L)	MW-5	0.05124	0.04405	2	No	14	0.04764	0.005078	0	None	No	0.01	Param.
Barium (mg/L)	MW-6	0.08897	0.07603	2	No	14	0.0825	0.009129	0	None	No	0.01	Param.
Barium (mg/L)	MW-7	0.06057	0.04872	2	No	14	0.05464	0.008363	0	None	No	0.01	Param.
Beryllium (mg/L)	HGWC-11	0.0005	0.00012	0.004	No	23	0.0003637	0.0001918	65.22	None	No	0.01	NP (NDs)
Beryllium (mg/L)	HGWC-13	0.0005	0.000099	0.004	No	24	0.0003147	0.0002061	54.17	None	No	0.01	NP (NDs)
Beryllium (mg/L)	HGWC-7	0.0005	0.00019	0.004	No	24	0.000452	0.0001311	87.5	None	No	0.01	NP (NDs)
Beryllium (mg/L)	HGWC-8	0.0005	0.000074	0.004	No	24	0.0003403	0.0002108	62.5	None	No	0.01	NP (NDs)
Beryllium (mg/L)	MW-19	0.0005	0.000058	0.004	No	14	0.0004684	0.0001181	92.86	None	No	0.01	NP (NDs)
Beryllium (mg/L)	MW-28D	0.0005	0.00014	0.004	No	14	0.0004101	0.0001797	78.57	None	No	0.01	NP (NDs)
Beryllium (mg/L)	MW-7	0.0005	0.000051	0.004	No	14	0.0004679	0.00012	92.86	None	No	0.01	NP (NDs)
Cadmium (mg/L)	HGWC-10	0.0005	0.000115	0.005	No	23	0.0003833	0.0001815	69.57	None	No	0.01	NP (NDs)
Cadmium (mg/L)	HGWC-11	0.0005	0.0001	0.005	No	23	0.0004477	0.0001382	86.96	None	No	0.01	NP (NDs)

Confidence Intervals Summary Table - All Results

Plant Hammond Client: Southern Company Data: Hammond AP-1 Printed 8/5/2024, 10:14 AM

Constituent	Well	Upper Lim.	Lower Lim.	Compliance	Sig.	N	Mean	Std. Dev.	%NDs	ND Adj.	Transform	Alpha	Method
Cadmium (mg/L)	HGWC-12	0.0005	0.0003	0.005	No	23	0.0004452	0.0001264	82.61	None	No	0.01	NP (NDs)
Cadmium (mg/L)	HGWC-7	0.0005	0.0002	0.005	No	24	0.0004329	0.0001348	79.17	None	No	0.01	NP (NDs)
Cadmium (mg/L)	HGWC-8	0.00031	0.00017	0.005	No	24	0.0002975	0.0003147	4.167	None	No	0.01	NP (normality)
Cadmium (mg/L)	HGWC-9	0.0005	0.0002	0.005	No	23	0.0004509	0.0001313	86.96	None	No	0.01	NP (NDs)
Cadmium (mg/L)	MW-19	0.000308	0.0001501	0.005	No	14	0.0003493	0.0002593	28.57	Kaplan-Meier	ln(x)	0.01	Param.
Cadmium (mg/L)	MW-29	0.00053	0.0005	0.005	No	14	0.0005021	0.00000801	892.86	Kaplan-Meier	No	0.01	NP (NDs)
Chromium (mg/L)	HGWC-10	0.02	0.0012	0.1	No	23	0.005317	0.003387	86.96	None	No	0.01	NP (NDs)
Chromium (mg/L)	HGWC-11	0.005	0.0012	0.1	No	23	0.00444	0.001486	86.96	None	No	0.01	NP (NDs)
Chromium (mg/L)	HGWC-12	0.005	0.0025	0.1	No	23	0.004513	0.001326	86.96	None	No	0.01	NP (NDs)
Chromium (mg/L)	HGWC-13	0.005	0.00059	0.1	No	24	0.00444	0.001515	87.5	None	No	0.01	NP (NDs)
Chromium (mg/L)	HGWC-7	0.005	0.0021	0.1	No	24	0.006818	0.01377	70.83	None	No	0.01	NP (NDs)
Chromium (mg/L)	HGWC-8	0.005	0.0015	0.1	No	24	0.004313	0.001576	83.33	None	No	0.01	NP (NDs)
Chromium (mg/L)	HGWC-9	0.005	0.0013	0.1	No	23	0.004287	0.001596	82.61	None	No	0.01	NP (NDs)
Chromium (mg/L)	MW-19	0.005	0.00066	0.1	No	14	0.003316	0.002059	57.14	None	No	0.01	NP (NDs)
Chromium (mg/L)	MW-20	0.005	0.00071	0.1	No	14	0.004064	0.00186	78.57	None	No	0.01	NP (NDs)
Chromium (mg/L)	MW-24D	0.005	0.0017	0.1	No	14	0.004437	0.001453	85.71	None	No	0.01	NP (NDs)
Chromium (mg/L)	MW-25D	0.005	0.0012	0.1	No	14	0.004415	0.001492	85.71	None	No	0.01	NP (NDs)
Chromium (mg/L)	MW-26D	0.005	0.001	0.1	No	14	0.003719	0.001841	64.29	None	No	0.01	NP (NDs)
Chromium (mg/L)	MW-27D	0.005	0.00082	0.1	No	14	0.004394	0.00154	85.71	None	No	0.01	NP (NDs)
Chromium (mg/L)	MW-28D	0.005	0.00085	0.1	No	14	0.003403	0.001968	57.14	None	No	0.01	NP (NDs)
Chromium (mg/L)	MW-29	0.005	0.001	0.1	No	14	0.004714	0.001069	92.86	None	No	0.01	NP (NDs)
Chromium (mg/L)	MW-5	0.00374	0.00226	0.1	No	14	0.003	0.001045	0	None	No	0.01	Param.
Chromium (mg/L)	MW-6	0.005	0.0014	0.1	No	14	0.004102	0.001796	78.57	None	No	0.01	NP (NDs)
Chromium (mg/L)	MW-7	0.005	0.0015	0.1	No	14	0.002429	0.001418	21.43	None	No	0.01	NP (normality)
Cobalt (mg/L)	HGWC-10	0.005	0.0012	0.038	No	23	0.003896	0.001904	73.91	None	No	0.01	NP (NDs)
Cobalt (mg/L)	HGWC-11	0.005	0.0014	0.038	No	23	0.003268	0.0018	47.83	None	No	0.01	NP (normality)
Cobalt (mg/L)	HGWC-12	0.0017	0.0012	0.038	No	23	0.001704	0.001073	8.696	None	No	0.01	NP (normality)
Cobalt (mg/L)	HGWC-13	0.0053	0.0026	0.038	No	24	0.005788	0.005805	4.167	None	No	0.01	NP (normality)
Cobalt (mg/L)	HGWC-7	0.001543	0.0007098	0.038	No	24	0.001453	0.001456	12.5	None	ln(x)	0.01	Param.
Cobalt (mg/L)	HGWC-8	0.0023	0.0019	0.038	No	24	0.002861	0.002981	8.333	None	No	0.01	NP (normality)
Cobalt (mg/L)	HGWC-9	0.0007	0.00053	0.038	No	23	0.001075	0.00128	8.696	None	No	0.01	NP (normality)
Cobalt (mg/L)	MW-19	0.04019	0.02624	0.038	No	14	0.03321	0.009846	0	None	No	0.01	Param.
Cobalt (mg/L)	MW-20	0.005	0.0011	0.038	No	14	0.004721	0.001042	92.86	None	No	0.01	NP (NDs)
Cobalt (mg/L)	MW-24D	0.005	0.0011	0.038	No	14	0.004065	0.001866	78.57	None	No	0.01	NP (NDs)
Cobalt (mg/L)	MW-26D	0.005	0.00044	0.038	No	14	0.002092	0.00225	35.71	None	No	0.01	NP (normality)
Cobalt (mg/L)	MW-27D	0.005	0.00045	0.038	No	14	0.003996	0.001997	78.57	None	No	0.01	NP (NDs)
Cobalt (mg/L)	MW-28D	0.005	0.00093	0.038	No	14	0.004709	0.001088	92.86	None	No	0.01	NP (NDs)
Cobalt (mg/L)	MW-29	0.001359	0.0006853	0.038	No	14	0.001046	0.0005308	7.143	None	sqrt(x)	0.01	Param.
Cobalt (mg/L)	MW-6	0.00094	0.00036	0.038	No	14	0.00078	0.0007439	14.29	None	No	0.01	NP (normality)
Combined Radium 226 + 228 (pCi/L)	HGWC-10	1.032	0.5967	5	No	25	0.8142	0.4363	0	None	No	0.01	Param.
Combined Radium 226 + 228 (pCi/L)	HGWC-11	1.094	0.6374	5	No	25	0.8656	0.4579	0	None	No	0.01	Param.
Combined Radium 226 + 228 (pCi/L)	HGWC-12	0.9863	0.5537	5	No	25	0.77	0.4339	0	None	No	0.01	Param.
Combined Radium 226 + 228 (pCi/L)	HGWC-13	0.9428	0.5803	5	No	25	0.7616	0.3636	0	None	No	0.01	Param.
Combined Radium 226 + 228 (pCi/L)	HGWC-7	0.8168	0.4264	5	No	26	0.6695	0.4602	0	None	sqrt(x)	0.01	Param.
Combined Radium 226 + 228 (pCi/L)	HGWC-8	0.931	0.6537	5	No	25	0.7923	0.2781	0	None	No	0.01	Param.
Combined Radium 226 + 228 (pCi/L)	HGWC-9	0.8744	0.5384	5	No	25	0.7064	0.337	0	None	No	0.01	Param.
Combined Radium 226 + 228 (pCi/L)	MW-19	0.8865	0.4164	5	No	14	0.6514	0.3319	0	None	No	0.01	Param.
Combined Radium 226 + 228 (pCi/L)	MW-20	0.9197	0.388	5	No	14	0.6539	0.3753	0	None	No	0.01	Param.
Combined Radium 226 + 228 (pCi/L)	MW-24D	0.5634	0.1759	5	No	14	0.393	0.3241	0	None	sqrt(x)	0.01	Param.
Combined Radium 226 + 228 (pCi/L)	MW-25D	1.228	0.8393	5	No	14	1.034	0.2744	0	None	No	0.01	Param.
Combined Radium 226 + 228 (pCi/L)	MW-26D	0.7738	0.1681	5	No	14	0.5178	0.4756	0	None	sqrt(x)	0.01	Param.
Combined Radium 226 + 228 (pCi/L)	MW-27D	1.463	0.8287	5	No	14	1.165	0.4918	0	None	sqrt(x)	0.01	Param.
Combined Radium 226 + 228 (pCi/L)	MW-28D	1.555	0.6457	5	No	14	1.1	0.6418	0	None	No	0.01	Param.
Combined Radium 226 + 228 (pCi/L)	MW-29	0.8552	0.323	5	No	14	0.5891	0.3757	0	None	No	0.01	Param.
Combined Radium 226 + 228 (pCi/L)	MW-5	0.9153	0.5405	5	No	14	0.7279	0.2645	0	None	No	0.01	Param.

Confidence Intervals Summary Table - All Results

Plant Hammond Client: Southern Company Data: Hammond AP-1 Printed 8/5/2024, 10:14 AM

Constituent	Well	Upper Lim.	Lower Lim.	Compliance	Sig.	N	Mean	Std. Dev.	%NDs	ND Adj.	Transform	Alpha	Method
Combined Radium 226 + 228 (pCi/L)	MW-6	0.9444	0.4622	5	No	14	0.7439	0.4234	0	None	ln(x)	0.01	Param.
Combined Radium 226 + 228 (pCi/L)	MW-7	1.077	0.4173	5	No	14	0.7472	0.4658	0	None	No	0.01	Param.
Fluoride (mg/L)	HGWC-10	0.1727	0.07629	4	No	26	0.1671	0.129	15.38	Kaplan-Meier	x^(1/3)	0.01	Param.
Fluoride (mg/L)	HGWC-11	0.3825	0.239	4	No	26	0.3236	0.159	0	None	sqrt(x)	0.01	Param.
Fluoride (mg/L)	HGWC-12	0.31	0.17	4	No	26	0.2985	0.2264	3.846	None	No	0.01	NP (normality)
Fluoride (mg/L)	HGWC-13	0.6555	0.4718	4	No	27	0.5637	0.1926	0	None	No	0.01	Param.
Fluoride (mg/L)	HGWC-7	0.15	0.083	4	No	28	0.1401	0.1028	7.143	None	No	0.01	NP (normality)
Fluoride (mg/L)	HGWC-8	0.6094	0.4654	4	No	28	0.5457	0.1685	0	None	sqrt(x)	0.01	Param.
Fluoride (mg/L)	HGWC-9	0.2264	0.1021	4	No	26	0.1829	0.1457	7.692	None	sqrt(x)	0.01	Param.
Fluoride (mg/L)	MW-19	0.235	0.09868	4	No	14	0.1764	0.1239	0	None	x^(1/3)	0.01	Param.
Fluoride (mg/L)	MW-20	0.1	0.074	4	No	14	0.09193	0.01389	71.43	None	No	0.01	NP (NDs)
Fluoride (mg/L)	MW-24D	0.09702	0.05496	4	No	14	0.08757	0.03445	28.57	Kaplan-Meier	sqrt(x)	0.01	Param.
Fluoride (mg/L)	MW-25D	1.7	1.4	4	No	14	1.6	0.1961	0	None	No	0.01	NP (normality)
Fluoride (mg/L)	MW-26D	0.1199	0.06252	4	No	14	0.09121	0.04051	7.143	None	No	0.01	Param.
Fluoride (mg/L)	MW-27D	0.28	0.22	4	No	14	0.2629	0.05136	0	None	No	0.01	NP (normality)
Fluoride (mg/L)	MW-28D	0.2389	0.1683	4	No	14	0.2036	0.04986	0	None	No	0.01	Param.
Fluoride (mg/L)	MW-29	0.18	0.068	4	No	14	0.09214	0.03188	57.14	None	No	0.01	NP (NDs)
Fluoride (mg/L)	MW-5	0.08513	0.05858	4	No	14	0.07186	0.01874	14.29	None	No	0.01	Param.
Fluoride (mg/L)	MW-6	0.15	0.053	4	No	14	0.08764	0.0505	14.29	None	No	0.01	NP (normality)
Fluoride (mg/L)	MW-7	0.17	0.069	4	No	14	0.095	0.02746	64.29	None	No	0.01	NP (NDs)
Lead (mg/L)	HGWC-10	0.001	0.00005	0.015	No	21	0.0009548	0.0002073	95.24	None	No	0.01	NP (NDs)
Lead (mg/L)	HGWC-11	0.001	0.0003	0.015	No	21	0.0007647	0.000385	71.43	None	No	0.01	NP (NDs)
Lead (mg/L)	HGWC-12	0.001	0.00043	0.015	No	21	0.000797	0.0003787	76.19	None	No	0.01	NP (NDs)
Lead (mg/L)	HGWC-13	0.001	0.00018	0.015	No	22	0.0007632	0.0003963	72.73	None	No	0.01	NP (NDs)
Lead (mg/L)	HGWC-7	0.001	0.0002	0.015	No	22	0.000727	0.0004205	59.09	None	No	0.01	NP (NDs)
Lead (mg/L)	HGWC-8	0.001	0.0002	0.015	No	22	0.0008025	0.0003731	77.27	None	No	0.01	NP (NDs)
Lead (mg/L)	HGWC-9	0.001	0.0002	0.015	No	21	0.0006816	0.0004178	61.9	None	No	0.01	NP (NDs)
Lead (mg/L)	MW-19	0.001	0.000071	0.015	No	12	0.000692	0.0004552	66.67	None	No	0.01	NP (NDs)
Lead (mg/L)	MW-20	0.001	0.0001	0.015	No	12	0.0007033	0.0004393	66.67	None	No	0.01	NP (NDs)
Lead (mg/L)	MW-24D	0.001	0.000042	0.015	No	12	0.0006213	0.0004696	58.33	None	No	0.01	NP (NDs)
Lead (mg/L)	MW-26D	0.001	0.0001	0.015	No	12	0.0008483	0.0003542	83.33	None	No	0.01	NP (NDs)
Lead (mg/L)	MW-27D	0.001	0.00043	0.015	No	12	0.00088	0.0002875	83.33	None	No	0.01	NP (NDs)
Lead (mg/L)	MW-28D	0.001	0.00018	0.015	No	12	0.0007518	0.0003769	58.33	None	No	0.01	NP (NDs)
Lead (mg/L)	MW-29	0.001	0.00009	0.015	No	12	0.000771	0.0004145	75	None	No	0.01	NP (NDs)
Lead (mg/L)	MW-5	0.001	0.000047	0.015	No	12	0.0009206	0.0002751	91.67	None	No	0.01	NP (NDs)
Lead (mg/L)	MW-6	0.001	0.000084	0.015	No	12	0.0007092	0.0004325	66.67	None	No	0.01	NP (NDs)
Lead (mg/L)	MW-7	0.001	0.000062	0.015	No	12	0.0009218	0.0002708	91.67	None	No	0.01	NP (NDs)
Lithium (mg/L)	HGWC-12	0.01027	0.007987	0.064	No	25	0.009128	0.002289	0	None	No	0.01	Param.
Lithium (mg/L)	HGWC-13	0.03982	0.03219	0.064	No	26	0.03601	0.007831	0	None	No	0.01	Param.
Lithium (mg/L)	HGWC-7	0.0026	0.002	0.064	No	26	0.002881	0.002524	3.846	None	No	0.01	NP (normality)
Lithium (mg/L)	HGWC-8	0.0029	0.0024	0.064	No	26	0.003515	0.003414	7.692	None	No	0.01	NP (normality)
Lithium (mg/L)	HGWC-9	0.0044	0.0036	0.064	No	25	0.004492	0.00225	4	None	No	0.01	NP (normality)
Lithium (mg/L)	MW-19	0.01316	0.008478	0.064	No	14	0.01082	0.003309	7.143	None	No	0.01	Param.
Lithium (mg/L)	MW-20	0.03	0.00091	0.064	No	14	0.01142	0.01437	35.71	None	No	0.01	NP (normality)
Lithium (mg/L)	MW-24D	0.002899	0.002586	0.064	No	14	0.002743	0.0002209	0	None	No	0.01	Param.
Lithium (mg/L)	MW-25D	0.04906	0.04151	0.064	No	14	0.04529	0.005327	0	None	No	0.01	Param.
Lithium (mg/L)	MW-26D	0.004	0.0032	0.064	No	14	0.005407	0.007087	0	None	No	0.01	NP (normality)
Lithium (mg/L)	MW-27D	0.008816	0.00647	0.064	No	14	0.007643	0.001656	0	None	No	0.01	Param.
Lithium (mg/L)	MW-28D	0.01293	0.007702	0.064	No	14	0.01031	0.003689	0	None	No	0.01	Param.
Lithium (mg/L)	MW-29	0.00231	0.002018	0.064	No	14	0.002164	0.0002061	0	None	No	0.01	Param.
Mercury (mg/L)	HGWC-10	0.0002	0.00005	0.002	No	17	0.0001912	0.00003638	94.12	None	No	0.01	NP (NDs)
Mercury (mg/L)	HGWC-11	0.0002	0.00005	0.002	No	17	0.0001912	0.00003638	94.12	None	No	0.01	NP (NDs)
Mercury (mg/L)	HGWC-13	0.0002	0.00005	0.002	No	18	0.0001828	0.00005015	88.89	None	No	0.01	NP (NDs)
Mercury (mg/L)	HGWC-9	0.0002	0.00004	0.002	No	17	0.0001906	0.00003881	94.12	None	No	0.01	NP (NDs)
Mercury (mg/L)	MW-25D	0.0002	0.00013	0.002	No	8	0.0001912	0.00002475	87.5	None	No	0.004	NP (NDs)

Confidence Intervals Summary Table - All Results

Plant Hammond Client: Southern Company Data: Hammond AP-1 Printed 8/5/2024, 10:14 AM

Constituent	Well	Upper Lim.	Lower Lim.	Compliance	Sig.	N	Mean	Std. Dev.	%NDs	ND Adj.	Transform	Alpha	Method
Mercury (mg/L)	MW-29	0.0002	0.00017	0.002	No	8	0.0001962	0.00001061	87.5	None	No	0.004	NP (NDs)
Molybdenum (mg/L)	HGWC-10	0.01	0.0014	0.1	No	25	0.00652	0.004357	60	None	No	0.01	NP (NDs)
Molybdenum (mg/L)	HGWC-11	0.02606	0.0173	0.1	No	25	0.02168	0.008784	0	None	No	0.01	Param.
Molybdenum (mg/L)	HGWC-12	0.04906	0.04575	0.1	No	25	0.0474	0.003321	0	None	No	0.01	Param.
Molybdenum (mg/L)	HGWC-13	0.03421	0.02705	0.1	No	26	0.03063	0.007346	0	None	No	0.01	Param.
Molybdenum (mg/L)	HGWC-7	0.04199	0.03528	0.1	No	27	0.03863	0.007035	0	None	No	0.01	Param.
Molybdenum (mg/L)	**HGWC-8**	**0.4749**	**0.402**	**0.1**	**Yes**	**27**	**0.4315**	**0.08735**	**0**	**None**	**x^2**	**0.01**	**Param.**
Molybdenum (mg/L)	HGWC-9	0.033	0.0236	0.1	No	25	0.04526	0.09014	0	None	No	0.01	NP (normality)
Molybdenum (mg/L)	MW-19	0.04937	0.02349	0.1	No	14	0.03643	0.01827	7.143	None	No	0.01	Param.
Molybdenum (mg/L)	MW-24D	0.01	0.00087	0.1	No	14	0.004103	0.004358	28.57	None	No	0.01	NP (normality)
Molybdenum (mg/L)	MW-25D	0.01	0.0022	0.1	No	14	0.008796	0.003071	85.71	None	No	0.01	NP (NDs)
Molybdenum (mg/L)	MW-26D	0.02367	0.01273	0.1	No	15	0.0182	0.008078	6.667	None	No	0.01	Param.
Molybdenum (mg/L)	MW-27D	0.003684	0.00157	0.1	No	14	0.002721	0.001626	7.143	None	sqrt(x)	0.01	Param.
Molybdenum (mg/L)	MW-28D	0.01787	0.006391	0.1	No	14	0.01213	0.0081	0	None	No	0.01	Param.
Molybdenum (mg/L)	MW-29	0.003205	0.002452	0.1	No	14	0.002829	0.0005312	0	None	No	0.01	Param.
Molybdenum (mg/L)	MW-6	0.002674	0.002326	0.1	No	14	0.0025	0.0002449	0	None	No	0.01	Param.
Molybdenum (mg/L)	MW-7	0.01	0.0014	0.1	No	14	0.0054	0.004175	42.86	None	No	0.01	NP (normality)
Selenium (mg/L)	HGWC-10	0.005	0.0035	0.05	No	25	0.004192	0.001226	64	None	No	0.01	NP (NDs)
Selenium (mg/L)	HGWC-11	0.01343	0.006558	0.05	No	25	0.009996	0.006897	0	None	No	0.01	Param.
Selenium (mg/L)	HGWC-12	0.005	0.0011	0.05	No	25	0.004844	0.00078	96	None	No	0.01	NP (NDs)
Selenium (mg/L)	HGWC-13	0.005	0.0016	0.05	No	26	0.004684	0.001135	92.31	None	No	0.01	NP (NDs)
Selenium (mg/L)	HGWC-8	0.005	0.0024	0.05	No	26	0.0049	0.0005099	96.15	None	No	0.01	NP (NDs)
Selenium (mg/L)	HGWC-9	0.005	0.0037	0.05	No	25	0.004948	0.00026	96	None	No	0.01	NP (NDs)
Selenium (mg/L)	MW-19	0.005305	0.002467	0.05	No	14	0.003886	0.002003	14.29	None	No	0.01	Param.
Selenium (mg/L)	MW-27D	0.005	0.00012	0.05	No	14	0.004651	0.001304	92.86	None	No	0.01	NP (NDs)
Selenium (mg/L)	MW-5	0.003724	0.002476	0.05	No	14	0.0031	0.0008806	0	None	No	0.01	Param.
Selenium (mg/L)	MW-6	0.005	0.0013	0.05	No	14	0.004736	0.0009889	92.86	None	No	0.01	NP (NDs)
Selenium (mg/L)	MW-7	0.005	0.0015	0.05	No	14	0.003614	0.001687	57.14	None	No	0.01	NP (NDs)
Thallium (mg/L)	HGWC-11	0.001	0.00008	0.002	No	25	0.0009264	0.0002547	92	None	No	0.01	NP (NDs)
Thallium (mg/L)	HGWC-12	0.001	0.0002	0.002	No	25	0.000785	0.0003912	76	None	No	0.01	NP (NDs)
Thallium (mg/L)	HGWC-13	0.0004227	0.0003372	0.002	No	26	0.0003799	0.00008768	11.54	None	No	0.01	Param.
Thallium (mg/L)	HGWC-8	0.001	0.00018	0.002	No	26	0.000728	0.0004177	69.23	None	No	0.01	NP (NDs)
Thallium (mg/L)	MW-19	0.001	0.00023	0.002	No	14	0.0005736	0.000384	42.86	None	No	0.01	NP (normality)
Thallium (mg/L)	MW-28D	0.001	0.000092	0.002	No	14	0.0009351	0.0002427	92.86	None	No	0.01	NP (NDs)
Thallium (mg/L)	MW-29	0.001	0.000064	0.002	No	14	0.0009331	0.0002502	92.86	None	No	0.01	NP (NDs)
Thallium (mg/L)	MW-6	0.001	0.000082	0.002	No	14	0.0009344	0.0002453	92.86	None	No	0.01	NP (NDs)

Sanitas™ v.10.0.20 Software licensed to Groundwater Stats Consulting. UG

Non-Parametric Confidence Interval

Compliance Limit is not exceeded. Per-well alpha = 0.01.

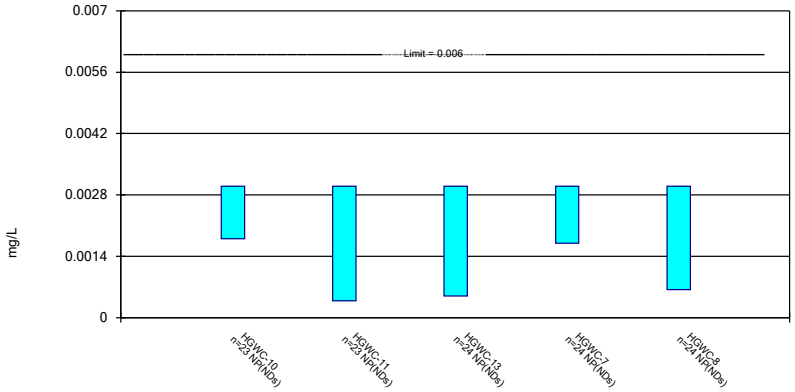

Constituent: Antimony Analysis Run 8/5/2024 10:10 AM View: Appendix IV
Plant Hammond Client: Southern Company Data: Hammond AP-1

Sanitas™ v.10.0.20 Software licensed to Groundwater Stats Consulting. UG

Non-Parametric Confidence Interval

Compliance Limit is not exceeded. Per-well alpha = 0.01.

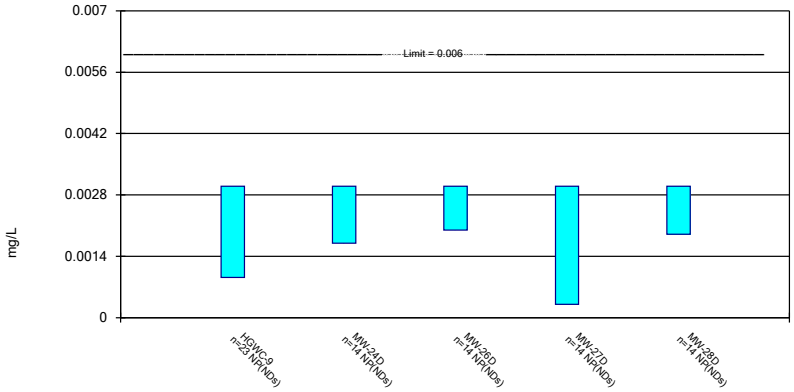

Constituent: Antimony Analysis Run 8/5/2024 10:10 AM View: Appendix IV
Plant Hammond Client: Southern Company Data: Hammond AP-1

Sanitas™ v.10.0.20 Software licensed to Groundwater Stats Consulting. UG

Non-Parametric Confidence Interval

Compliance Limit is not exceeded. Per-well alpha = 0.01.

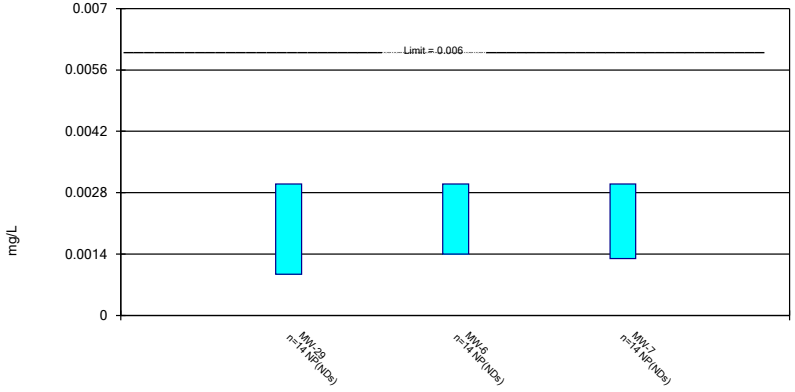

Constituent: Antimony Analysis Run 8/5/2024 10:10 AM View: Appendix IV
Plant Hammond Client: Southern Company Data: Hammond AP-1

Sanitas™ v.10.0.20 Software licensed to Groundwater Stats Consulting. UG

Parametric and Non-Parametric (NP) Confidence Interval

Compliance limit is exceeded.* Per-well alpha = 0.01. Normality Test: Shapiro Wilk, alpha based on n.

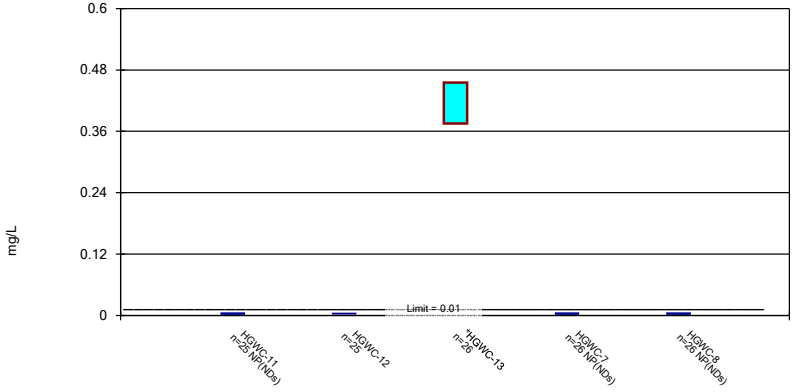

Constituent: Arsenic Analysis Run 8/5/2024 10:10 AM View: Appendix IV
Plant Hammond Client: Southern Company Data: Hammond AP-1

Sanitas™ v.10.0.20 Software licensed to Groundwater Stats Consulting. UG

Non-Parametric Confidence Interval

Compliance Limit is not exceeded. Per-well alpha = 0.01.

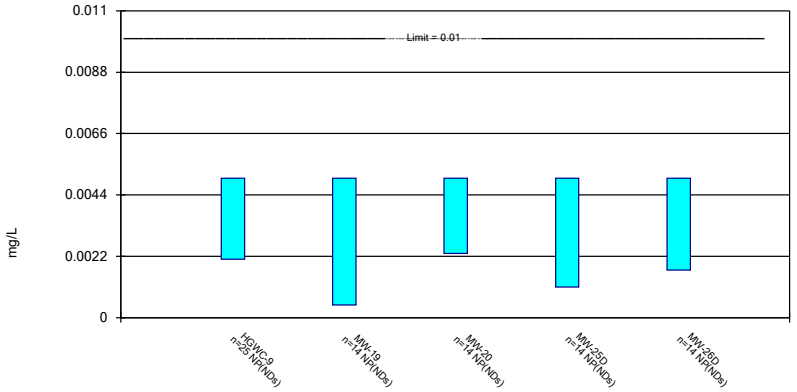

Constituent: Arsenic Analysis Run 8/5/2024 10:10 AM View: Appendix IV
Plant Hammond Client: Southern Company Data: Hammond AP-1

Sanitas™ v.10.0.20 Software licensed to Groundwater Stats Consulting. UG

Non-Parametric Confidence Interval

Compliance Limit is not exceeded. Per-well alpha = 0.01.

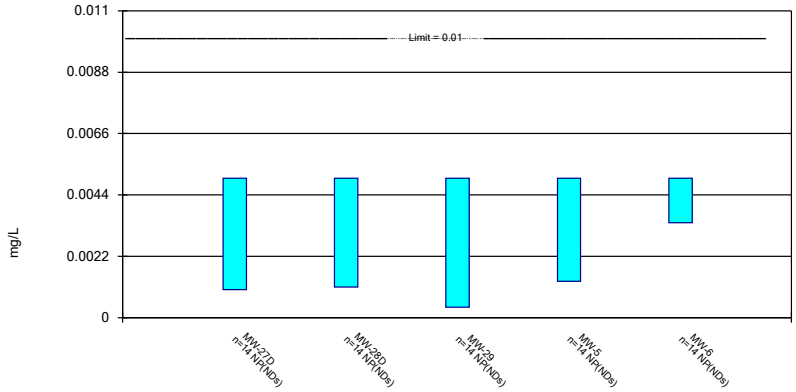

Constituent: Arsenic Analysis Run 8/5/2024 10:10 AM View: Appendix IV
Plant Hammond Client: Southern Company Data: Hammond AP-1

Sanitas™ v.10.0.20 Software licensed to Groundwater Stats Consulting. UG

Parametric Confidence Interval

Compliance Limit is not exceeded. Per-well alpha = 0.01. Normality Test: Shapiro Wilk, alpha based on n.

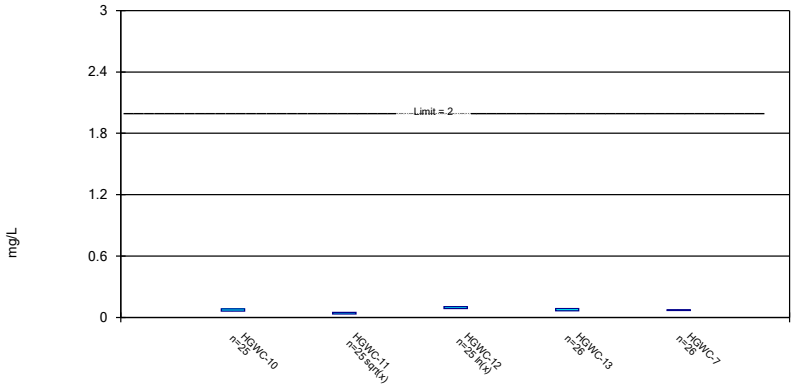

Constituent: Barium Analysis Run 8/5/2024 10:10 AM View: Appendix IV
Plant Hammond Client: Southern Company Data: Hammond AP-1

Sanitas™ v.10.0.20 Software licensed to Groundwater Stats Consulting. UG

Parametric and Non-Parametric (NP) Confidence Interval

Compliance Limit is not exceeded. Per-well alpha = 0.01. Normality Test: Shapiro Wilk, alpha based on n.

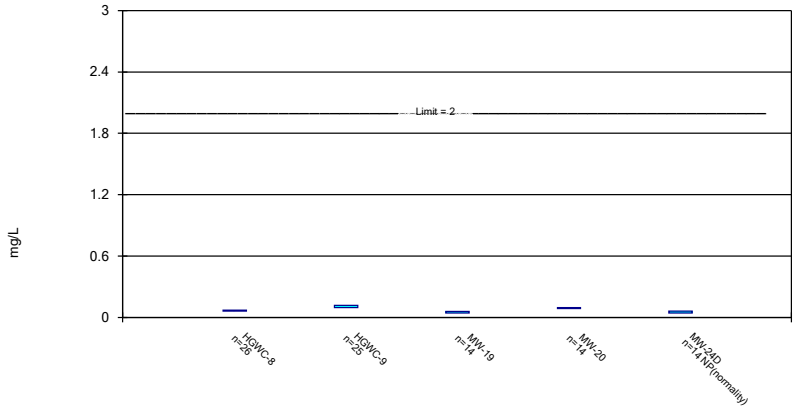

Constituent: Barium Analysis Run 8/5/2024 10:10 AM View: Appendix IV
Plant Hammond Client: Southern Company Data: Hammond AP-1

Sanitas™ v.10.0.20 Software licensed to Groundwater Stats Consulting. UG

Parametric and Non-Parametric (NP) Confidence Interval

Compliance Limit is not exceeded. Per-well alpha = 0.01. Normality Test: Shapiro Wilk, alpha based on n.

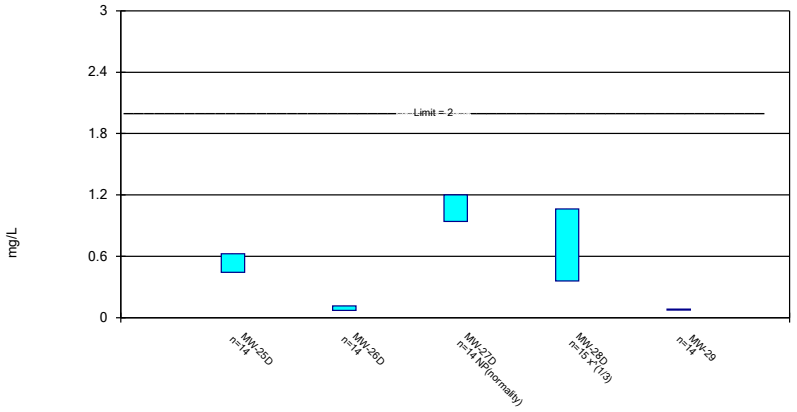

Constituent: Barium Analysis Run 8/5/2024 10:10 AM View: Appendix IV
Plant Hammond Client: Southern Company Data: Hammond AP-1

Sanitas™ v.10.0.20 Software licensed to Groundwater Stats Consulting. UG

Parametric Confidence Interval

Compliance Limit is not exceeded. Per-well alpha = 0.01. Normality Test: Shapiro Wilk, alpha based on n.



Constituent: Barium Analysis Run 8/5/2024 10:10 AM View: Appendix IV
Plant Hammond Client: Southern Company Data: Hammond AP-1

Sanitas™ v.10.0.20 Software licensed to Groundwater Stats Consulting. UG

Non-Parametric Confidence Interval

Compliance Limit is not exceeded. Per-well alpha = 0.01.

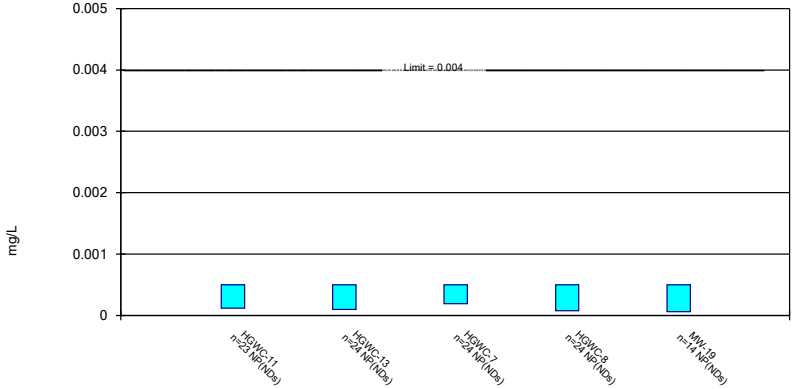

Constituent: Beryllium Analysis Run 8/5/2024 10:10 AM View: Appendix IV
Plant Hammond Client: Southern Company Data: Hammond AP-1

Sanitas™ v.10.0.20 Software licensed to Groundwater Stats Consulting. UG

Non-Parametric Confidence Interval

Compliance Limit is not exceeded. Per-well alpha = 0.01.

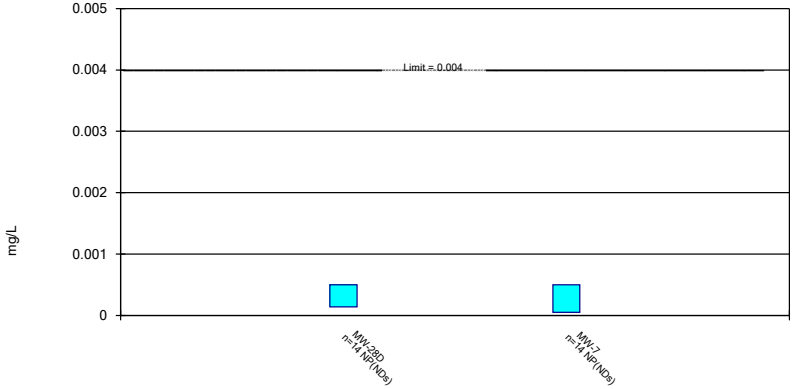

Constituent: Beryllium Analysis Run 8/5/2024 10:10 AM View: Appendix IV
Plant Hammond Client: Southern Company Data: Hammond AP-1

Sanitas™ v.10.0.20 Software licensed to Groundwater Stats Consulting. UG

Non-Parametric Confidence Interval

Compliance Limit is not exceeded. Per-well alpha = 0.01.

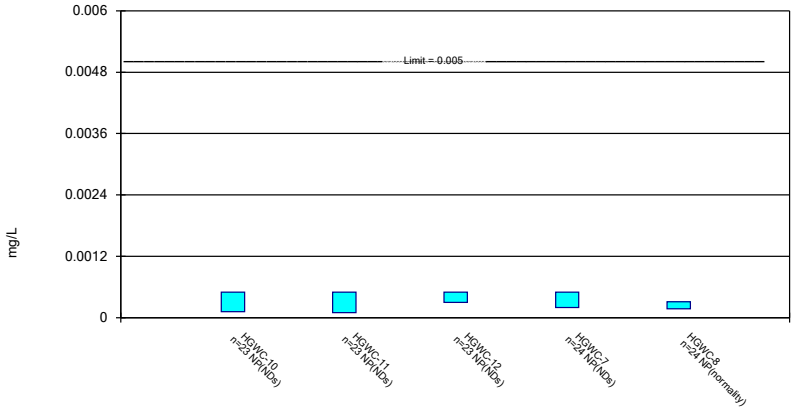

Constituent: Cadmium Analysis Run 8/5/2024 10:10 AM View: Appendix IV
Plant Hammond Client: Southern Company Data: Hammond AP-1

Sanitas™ v.10.0.20 Software licensed to Groundwater Stats Consulting. UG

Parametric and Non-Parametric (NP) Confidence Interval

Compliance Limit is not exceeded. Per-well alpha = 0.01. Normality Test: Shapiro Wilk, alpha based on n.

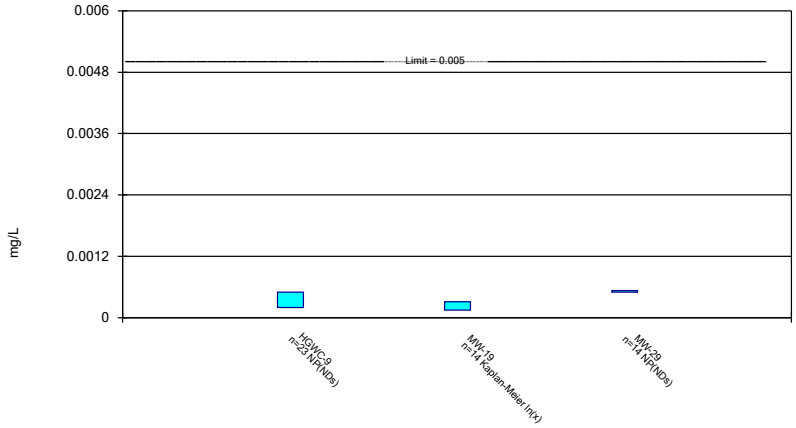

Constituent: Cadmium Analysis Run 8/5/2024 10:10 AM View: Appendix IV
Plant Hammond Client: Southern Company Data: Hammond AP-1

Sanitas™ v.10.0.20 Software licensed to Groundwater Stats Consulting. UG

Non-Parametric Confidence Interval

Compliance Limit is not exceeded. Per-well alpha = 0.01.

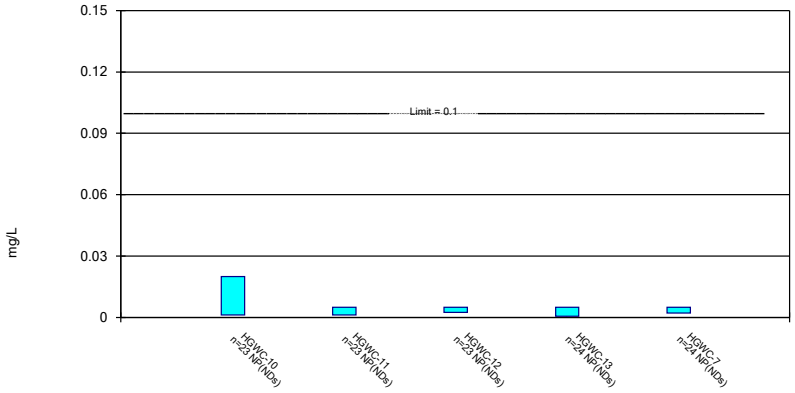

Constituent: Chromium Analysis Run 8/5/2024 10:10 AM View: Appendix IV
Plant Hammond Client: Southern Company Data: Hammond AP-1

Sanitas™ v.10.0.20 Software licensed to Groundwater Stats Consulting. UG

Non-Parametric Confidence Interval

Compliance Limit is not exceeded. Per-well alpha = 0.01.

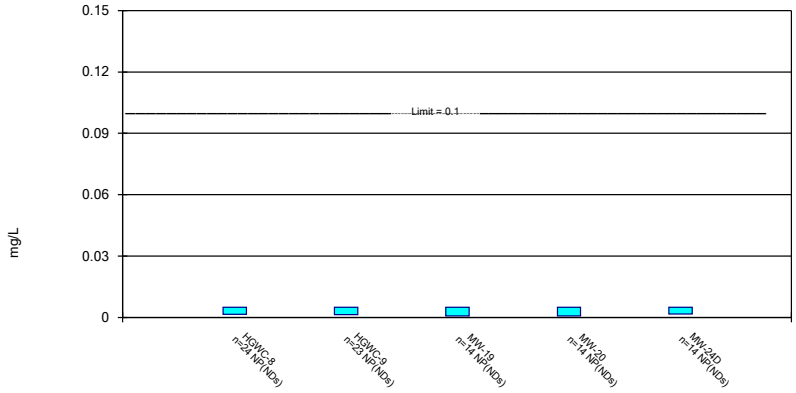

Constituent: Chromium Analysis Run 8/5/2024 10:10 AM View: Appendix IV
Plant Hammond Client: Southern Company Data: Hammond AP-1

Sanitas™ v.10.0.20 Software licensed to Groundwater Stats Consulting. UG

Non-Parametric Confidence Interval

Compliance Limit is not exceeded. Per-well alpha = 0.01.

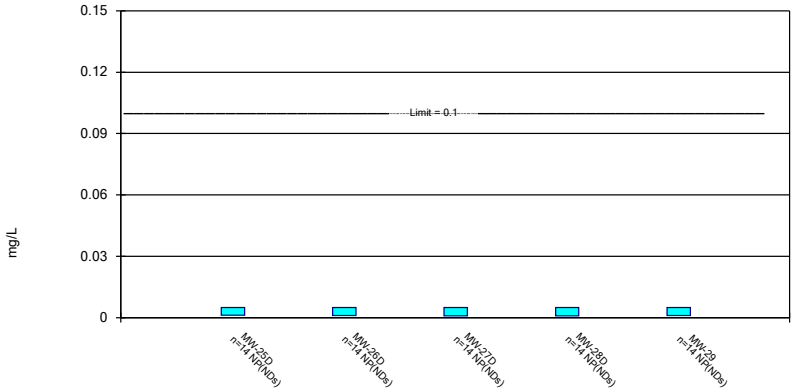

Constituent: Chromium Analysis Run 8/5/2024 10:10 AM View: Appendix IV
Plant Hammond Client: Southern Company Data: Hammond AP-1

Sanitas™ v.10.0.20 Software licensed to Groundwater Stats Consulting. UG

Parametric and Non-Parametric (NP) Confidence Interval

Compliance Limit is not exceeded. Per-well alpha = 0.01. Normality Test: Shapiro Wilk, alpha based on n.

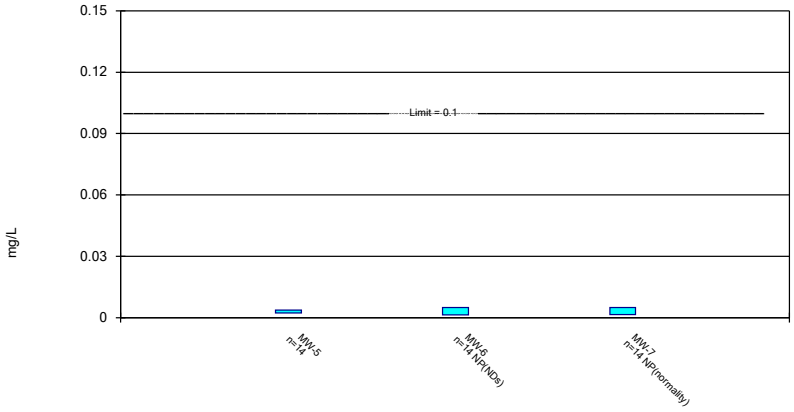

Constituent: Chromium Analysis Run 8/5/2024 10:10 AM View: Appendix IV
Plant Hammond Client: Southern Company Data: Hammond AP-1

Sanitas™ v.10.0.20 Software licensed to Groundwater Stats Consulting. UG

Parametric and Non-Parametric (NP) Confidence Interval

Compliance Limit is not exceeded. Per-well alpha = 0.01. Normality Test: Shapiro Wilk, alpha based on n.

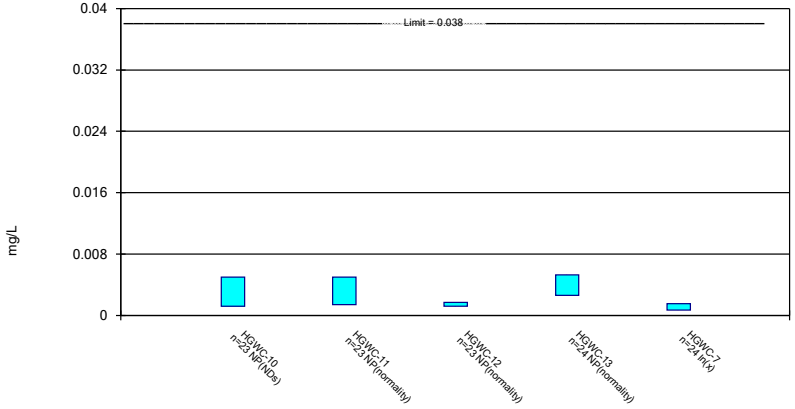

Constituent: Cobalt Analysis Run 8/5/2024 10:10 AM View: Appendix IV
Plant Hammond Client: Southern Company Data: Hammond AP-1

Sanitas™ v.10.0.20 Software licensed to Groundwater Stats Consulting. UG

Parametric and Non-Parametric (NP) Confidence Interval

Compliance Limit is not exceeded. Per-well alpha = 0.01. Normality Test: Shapiro Wilk, alpha based on n.

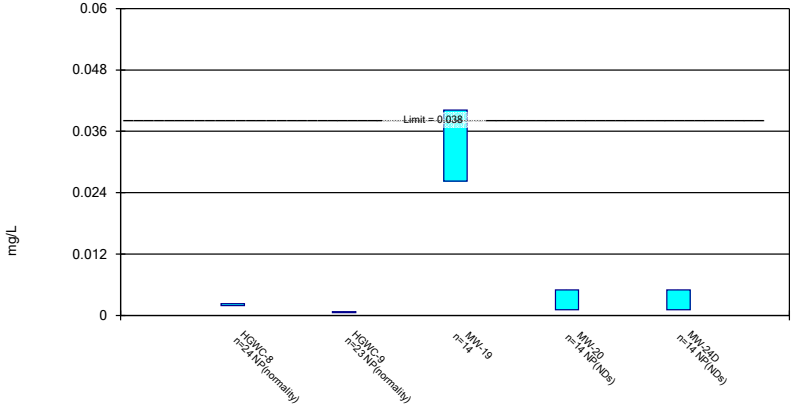

Constituent: Cobalt Analysis Run 8/5/2024 10:10 AM View: Appendix IV
Plant Hammond Client: Southern Company Data: Hammond AP-1

Sanitas™ v.10.0.20 Software licensed to Groundwater Stats Consulting. UG

Parametric and Non-Parametric (NP) Confidence Interval

Compliance Limit is not exceeded. Per-well alpha = 0.01. Normality Test: Shapiro Wilk, alpha based on n.

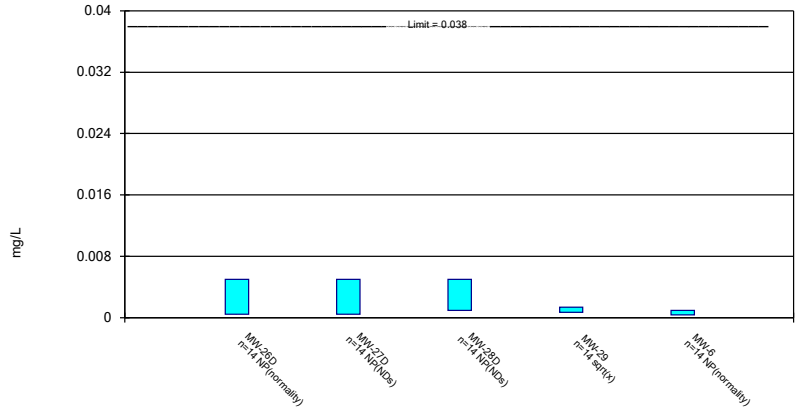

Constituent: Cobalt Analysis Run 8/5/2024 10:10 AM View: Appendix IV
Plant Hammond Client: Southern Company Data: Hammond AP-1

Sanitas™ v.10.0.20 Software licensed to Groundwater Stats Consulting. UG

Parametric Confidence Interval

Compliance Limit is not exceeded. Per-well alpha = 0.01. Normality Test: Shapiro Wilk, alpha based on n.

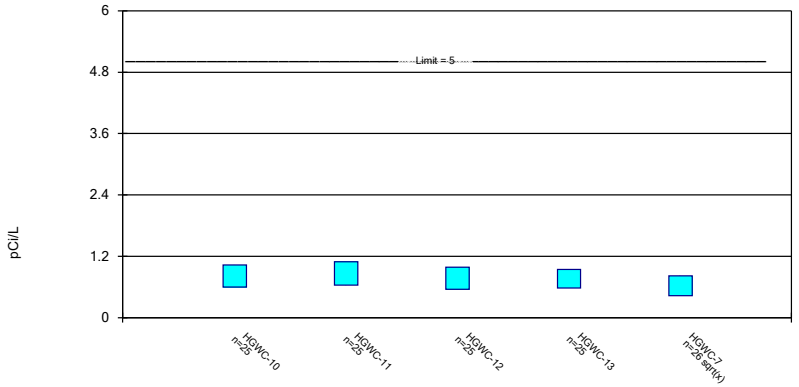

Constituent: Combined Radium 226 + 228 Analysis Run 8/5/2024 10:10 AM View: Appendix IV
Plant Hammond Client: Southern Company Data: Hammond AP-1

Sanitas™ v.10.0.20 Software licensed to Groundwater Stats Consulting. UG

Parametric Confidence Interval

Compliance Limit is not exceeded. Per-well alpha = 0.01. Normality Test: Shapiro Wilk, alpha based on n.

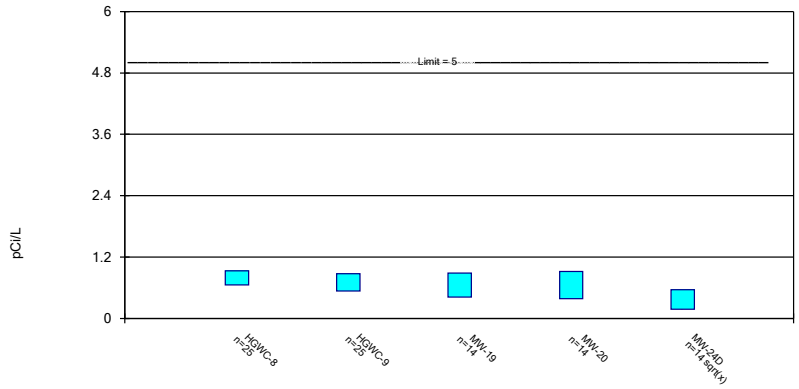

Constituent: Combined Radium 226 + 228 Analysis Run 8/5/2024 10:10 AM View: Appendix IV
Plant Hammond Client: Southern Company Data: Hammond AP-1

Sanitas™ v.10.0.20 Software licensed to Groundwater Stats Consulting. UG

Parametric Confidence Interval

Compliance Limit is not exceeded. Per-well alpha = 0.01. Normality Test: Shapiro Wilk, alpha based on n.

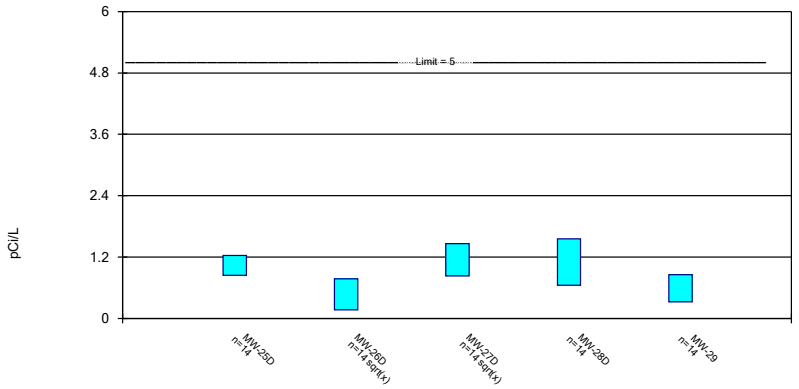

Constituent: Combined Radium 226 + 228 Analysis Run 8/5/2024 10:10 AM View: Appendix IV
Plant Hammond Client: Southern Company Data: Hammond AP-1

Sanitas™ v.10.0.20 Software licensed to Groundwater Stats Consulting. UG

Parametric Confidence Interval

Compliance Limit is not exceeded. Per-well alpha = 0.01. Normality Test: Shapiro Wilk, alpha based on n.

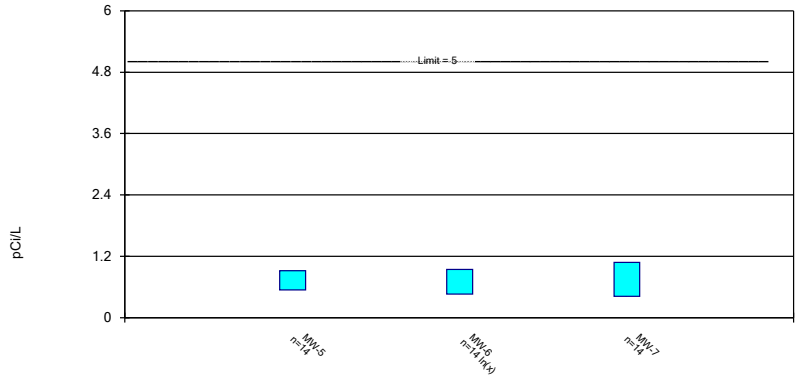

Constituent: Combined Radium 226 + 228 Analysis Run 8/5/2024 10:10 AM View: Appendix IV
Plant Hammond Client: Southern Company Data: Hammond AP-1

Sanitas™ v.10.0.20 Software licensed to Groundwater Stats Consulting. UG

Parametric and Non-Parametric (NP) Confidence Interval

Compliance Limit is not exceeded. Per-well alpha = 0.01. Normality Test: Shapiro Wilk, alpha based on n.

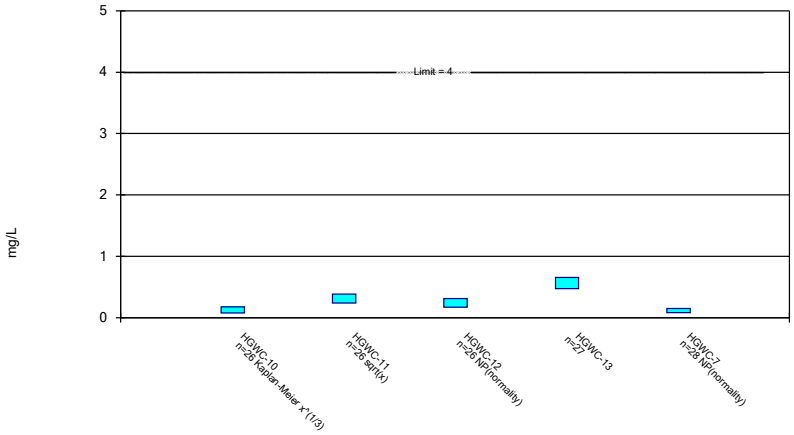

Constituent: Fluoride Analysis Run 8/5/2024 10:10 AM View: Appendix IV
Plant Hammond Client: Southern Company Data: Hammond AP-1

Sanitas™ v.10.0.20 Software licensed to Groundwater Stats Consulting. UG

Parametric and Non-Parametric (NP) Confidence Interval

Compliance Limit is not exceeded. Per-well alpha = 0.01. Normality Test: Shapiro Wilk, alpha based on n.

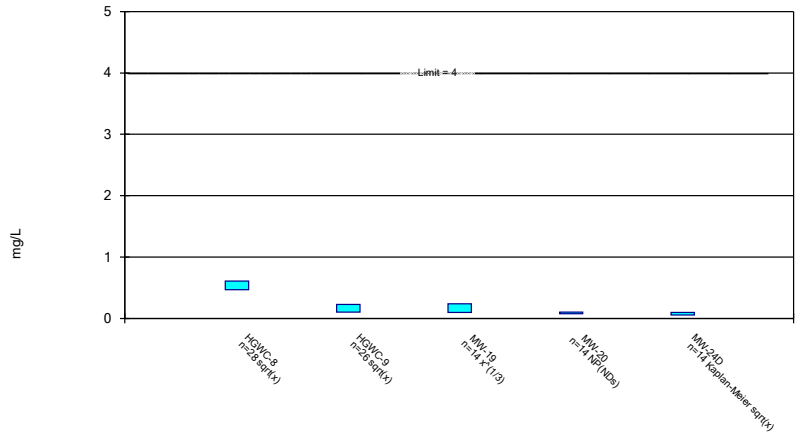

Constituent: Fluoride Analysis Run 8/5/2024 10:10 AM View: Appendix IV
Plant Hammond Client: Southern Company Data: Hammond AP-1

Sanitas™ v.10.0.20 Software licensed to Groundwater Stats Consulting. UG

Parametric and Non-Parametric (NP) Confidence Interval

Compliance Limit is not exceeded. Per-well alpha = 0.01. Normality Test: Shapiro Wilk, alpha based on n.

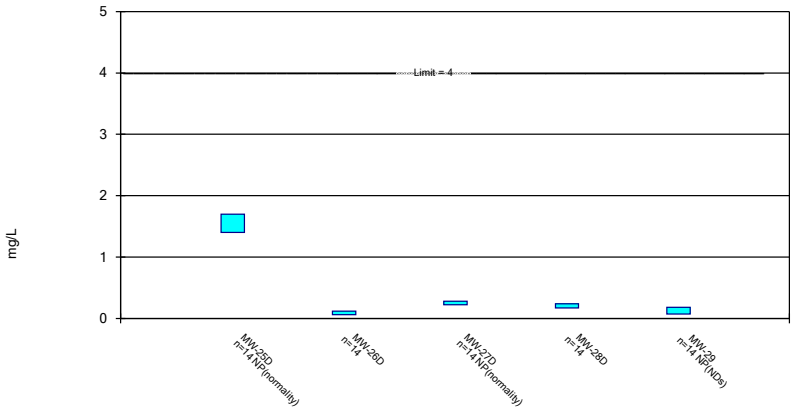

Constituent: Fluoride Analysis Run 8/5/2024 10:11 AM View: Appendix IV
Plant Hammond Client: Southern Company Data: Hammond AP-1

Sanitas™ v.10.0.20 Software licensed to Groundwater Stats Consulting. UG

Parametric and Non-Parametric (NP) Confidence Interval

Compliance Limit is not exceeded. Per-well alpha = 0.01. Normality Test: Shapiro Wilk, alpha based on n.

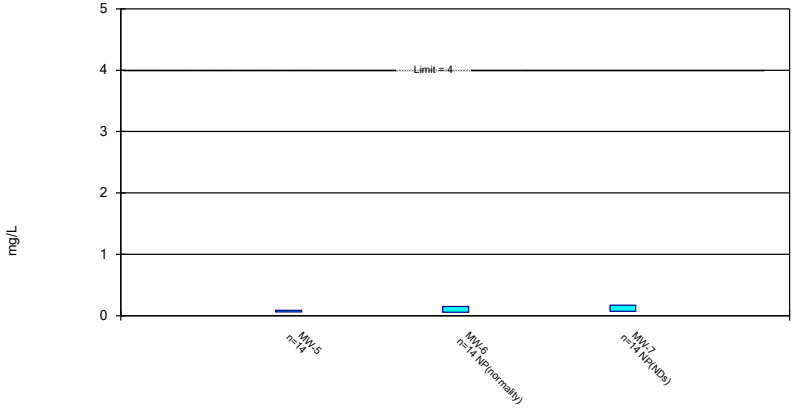

Constituent: Fluoride Analysis Run 8/5/2024 10:11 AM View: Appendix IV
Plant Hammond Client: Southern Company Data: Hammond AP-1

Sanitas™ v.10.0.20 Software licensed to Groundwater Stats Consulting. UG

Non-Parametric Confidence Interval

Compliance Limit is not exceeded. Per-well alpha = 0.01.

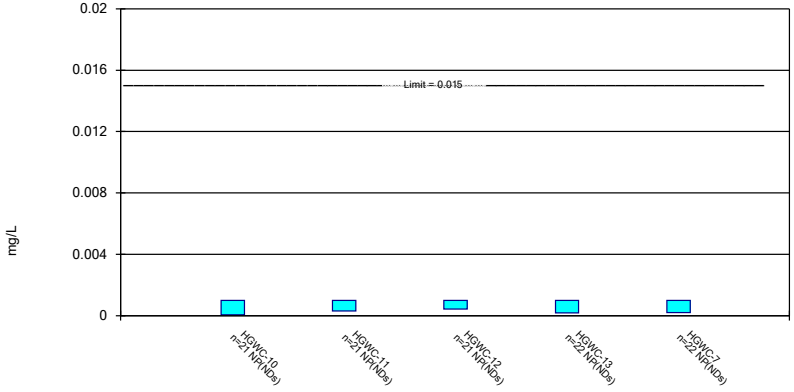

Constituent: Lead Analysis Run 8/5/2024 10:11 AM View: Appendix IV
Plant Hammond Client: Southern Company Data: Hammond AP-1

Sanitas™ v.10.0.20 Software licensed to Groundwater Stats Consulting. UG

Non-Parametric Confidence Interval

Compliance Limit is not exceeded. Per-well alpha = 0.01.

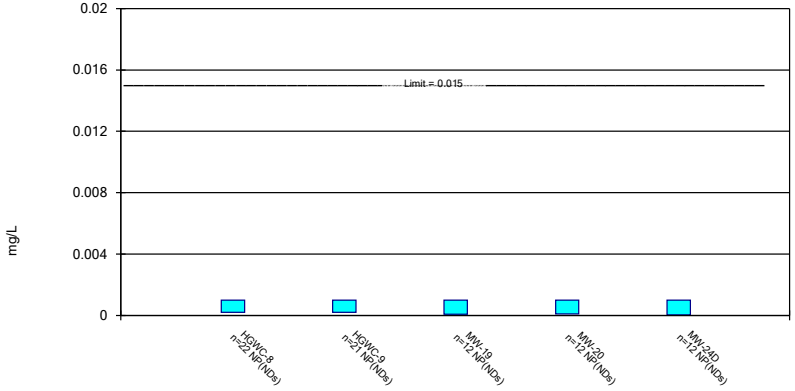

Constituent: Lead Analysis Run 8/5/2024 10:11 AM View: Appendix IV
Plant Hammond Client: Southern Company Data: Hammond AP-1

Sanitas™ v.10.0.20 Software licensed to Groundwater Stats Consulting. UG

Non-Parametric Confidence Interval

Compliance Limit is not exceeded. Per-well alpha = 0.01.

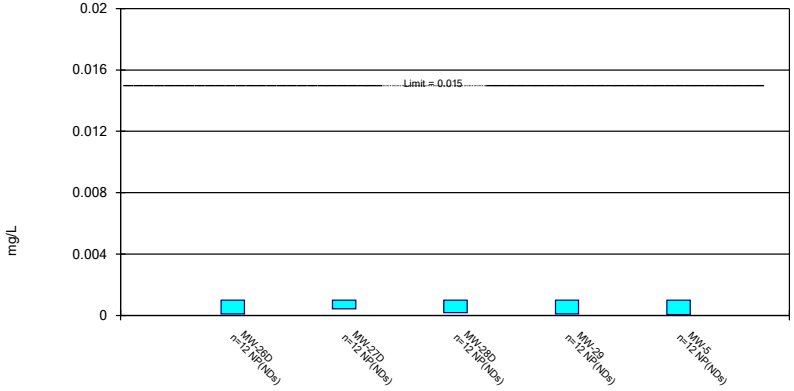

Constituent: Lead Analysis Run 8/5/2024 10:11 AM View: Appendix IV
Plant Hammond Client: Southern Company Data: Hammond AP-1

Sanitas™ v.10.0.20 Software licensed to Groundwater Stats Consulting. UG

Non-Parametric Confidence Interval

Compliance Limit is not exceeded. Per-well alpha = 0.01.

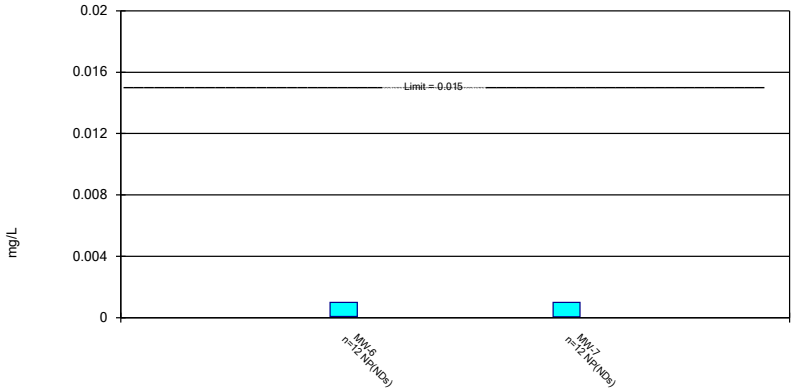

Constituent: Lead Analysis Run 8/5/2024 10:11 AM View: Appendix IV
Plant Hammond Client: Southern Company Data: Hammond AP-1

Sanitas™ v.10.0.20 Software licensed to Groundwater Stats Consulting. UG

Parametric and Non-Parametric (NP) Confidence Interval

Compliance Limit is not exceeded. Per-well alpha = 0.01. Normality Test: Shapiro Wilk, alpha based on n.

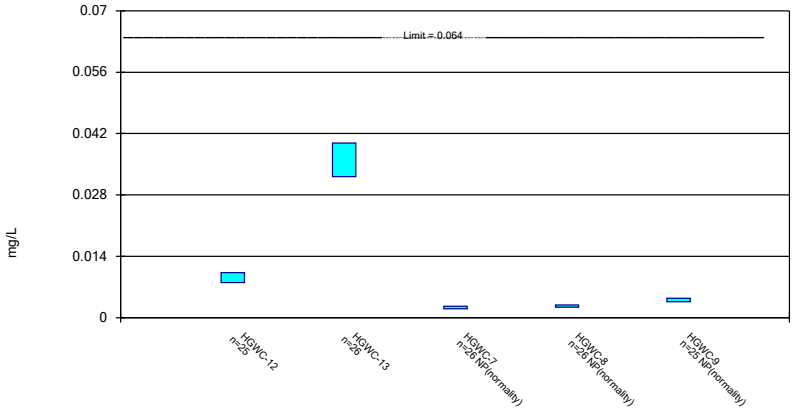

Constituent: Lithium Analysis Run 8/5/2024 10:11 AM View: Appendix IV
Plant Hammond Client: Southern Company Data: Hammond AP-1

Sanitas™ v.10.0.20 Software licensed to Groundwater Stats Consulting. UG

Parametric and Non-Parametric (NP) Confidence Interval

Compliance Limit is not exceeded. Per-well alpha = 0.01. Normality Test: Shapiro Wilk, alpha based on n.

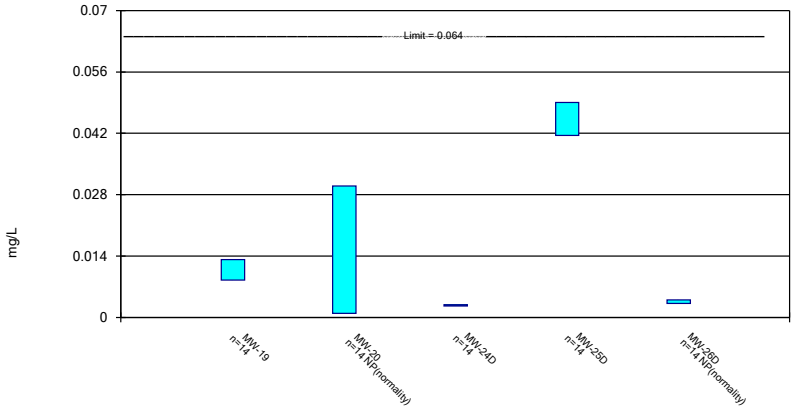

Constituent: Lithium Analysis Run 8/5/2024 10:11 AM View: Appendix IV
Plant Hammond Client: Southern Company Data: Hammond AP-1

Sanitas™ v.10.0.20 Software licensed to Groundwater Stats Consulting. UG

Parametric Confidence Interval

Compliance Limit is not exceeded. Per-well alpha = 0.01. Normality Test: Shapiro Wilk, alpha based on n.

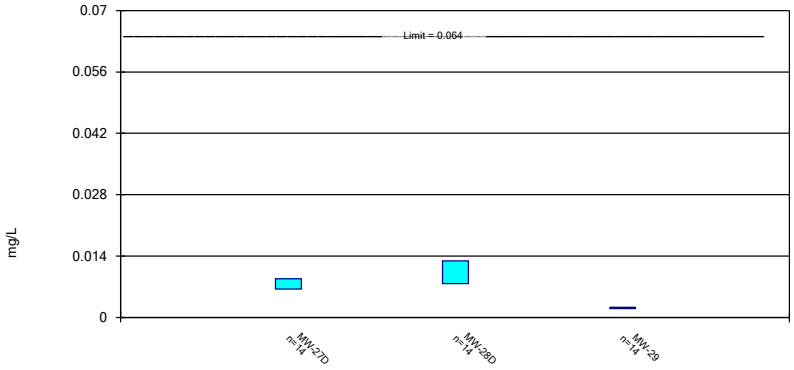

Constituent: Lithium Analysis Run 8/5/2024 10:11 AM View: Appendix IV
Plant Hammond Client: Southern Company Data: Hammond AP-1

Sanitas™ v.10.0.20 Software licensed to Groundwater Stats Consulting. UG

Non-Parametric Confidence Interval

Compliance Limit is not exceeded. Per-well alpha = 0.01 except as noted.

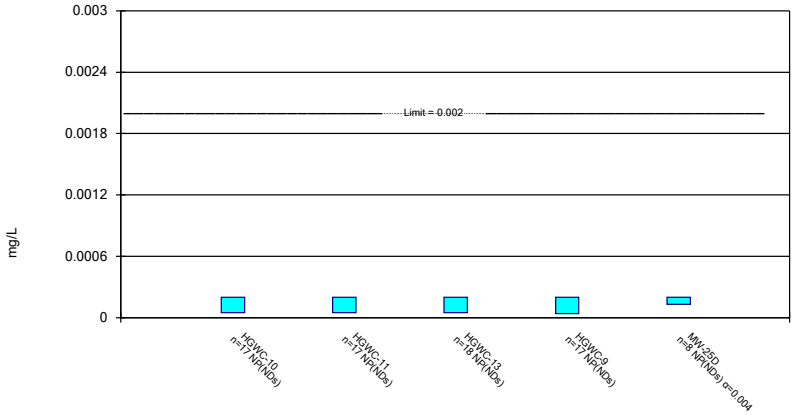

Constituent: Mercury Analysis Run 8/5/2024 10:11 AM View: Appendix IV
Plant Hammond Client: Southern Company Data: Hammond AP-1

Sanitas™ v.10.0.20 Software licensed to Groundwater Stats Consulting. UG

Non-Parametric Confidence Interval

Compliance Limit is not exceeded.



Constituent: Mercury Analysis Run 8/5/2024 10:11 AM View: Appendix IV
Plant Hammond Client: Southern Company Data: Hammond AP-1

Sanitas™ v.10.0.20 Software licensed to Groundwater Stats Consulting. UG

Parametric and Non-Parametric (NP) Confidence Interval

Compliance Limit is not exceeded. Per-well alpha = 0.01. Normality Test: Shapiro Wilk, alpha based on n.

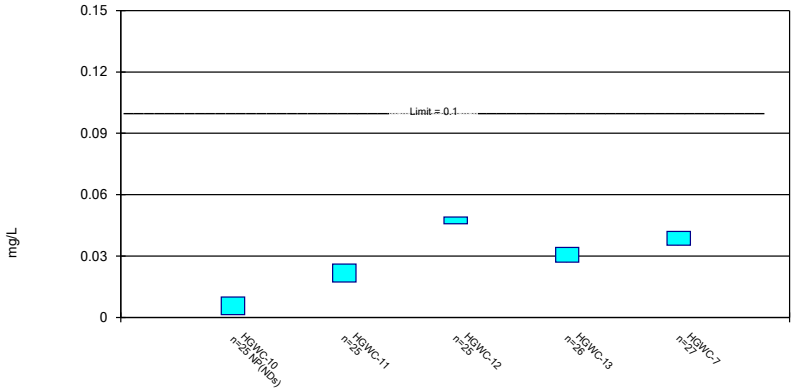

Constituent: Molybdenum Analysis Run 8/5/2024 10:11 AM View: Appendix IV
Plant Hammond Client: Southern Company Data: Hammond AP-1

Sanitas™ v.10.0.20 Software licensed to Groundwater Stats Consulting. UG

Parametric and Non-Parametric (NP) Confidence Interval

Compliance limit is exceeded.* Per-well alpha = 0.01. Normality Test: Shapiro Wilk, alpha based on n.

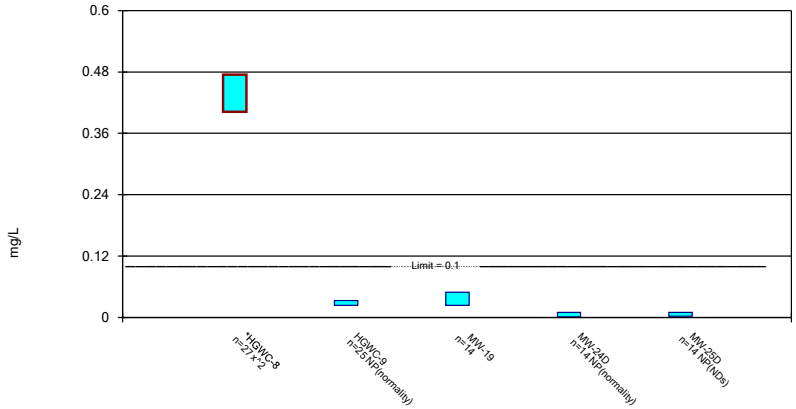

Constituent: Molybdenum Analysis Run 8/5/2024 10:11 AM View: Appendix IV
Plant Hammond Client: Southern Company Data: Hammond AP-1

Sanitas™ v.10.0.20 Software licensed to Groundwater Stats Consulting. UG

Parametric Confidence Interval

Compliance Limit is not exceeded. Per-well alpha = 0.01. Normality Test: Shapiro Wilk, alpha based on n.

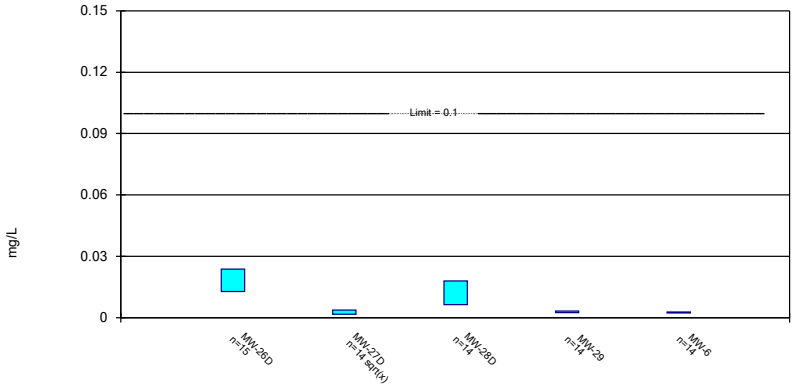

Constituent: Molybdenum Analysis Run 8/5/2024 10:11 AM View: Appendix IV
Plant Hammond Client: Southern Company Data: Hammond AP-1

Sanitas™ v.10.0.20 Software licensed to Groundwater Stats Consulting. UG

Non-Parametric Confidence Interval

Compliance Limit is not exceeded. Per-well alpha = 0.01.

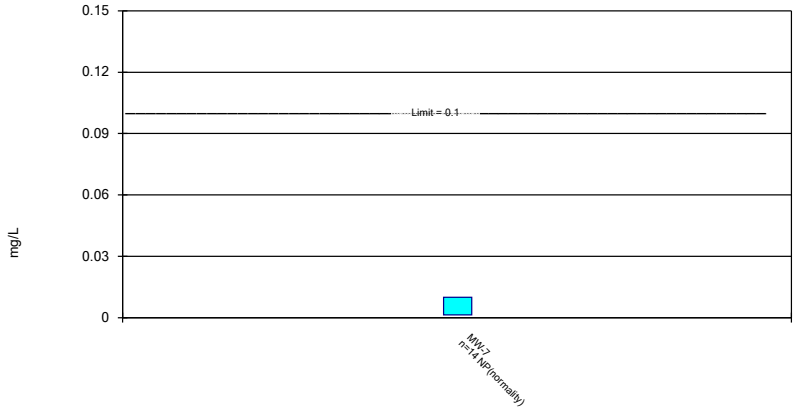

Constituent: Molybdenum Analysis Run 8/5/2024 10:11 AM View: Appendix IV
Plant Hammond Client: Southern Company Data: Hammond AP-1

Sanitas™ v.10.0.20 Software licensed to Groundwater Stats Consulting. UG

Parametric and Non-Parametric (NP) Confidence Interval

Compliance Limit is not exceeded. Per-well alpha = 0.01. Normality Test: Shapiro Wilk, alpha based on n.

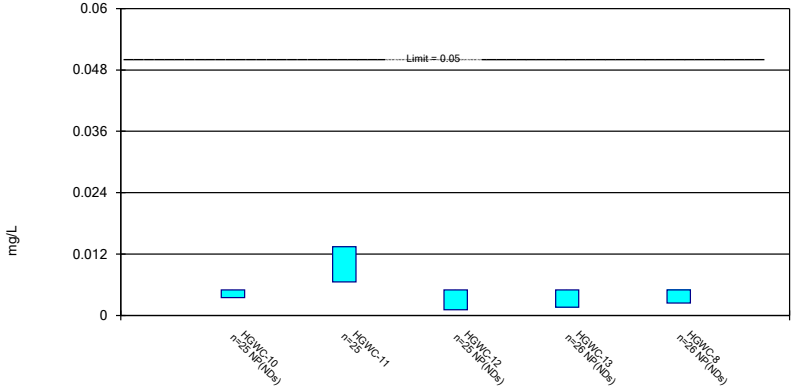

Constituent: Selenium Analysis Run 8/5/2024 10:11 AM View: Appendix IV
Plant Hammond Client: Southern Company Data: Hammond AP-1

Sanitas™ v.10.0.20 Software licensed to Groundwater Stats Consulting. UG

Parametric and Non-Parametric (NP) Confidence Interval

Compliance Limit is not exceeded. Per-well alpha = 0.01. Normality Test: Shapiro Wilk, alpha based on n.

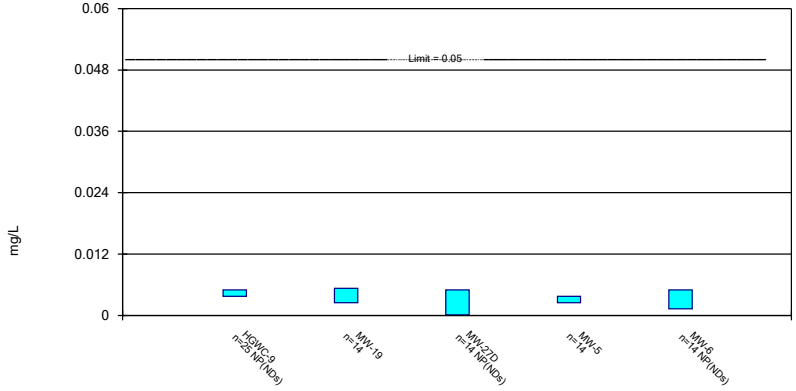

Constituent: Selenium Analysis Run 8/5/2024 10:11 AM View: Appendix IV
Plant Hammond Client: Southern Company Data: Hammond AP-1

Sanitas™ v.10.0.20 Software licensed to Groundwater Stats Consulting. UG

Non-Parametric Confidence Interval

Compliance Limit is not exceeded. Per-well alpha = 0.01.

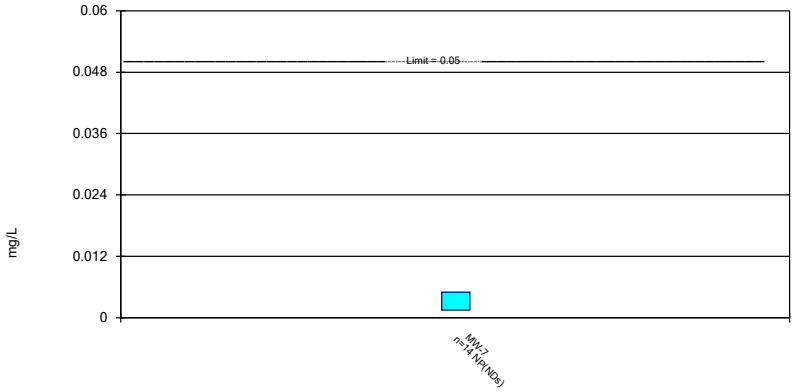

Constituent: Selenium Analysis Run 8/5/2024 10:11 AM View: Appendix IV
Plant Hammond Client: Southern Company Data: Hammond AP-1

Sanitas™ v.10.0.20 Software licensed to Groundwater Stats Consulting. UG

Parametric and Non-Parametric (NP) Confidence Interval

Compliance Limit is not exceeded. Per-well alpha = 0.01. Normality Test: Shapiro Wilk, alpha based on n.

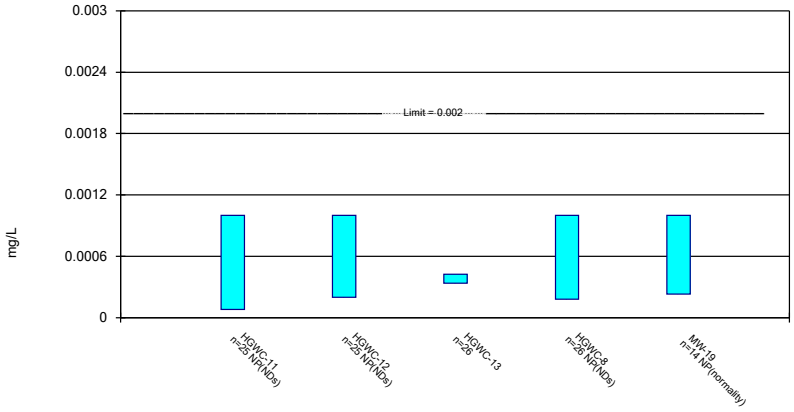

Constituent: Thallium Analysis Run 8/5/2024 10:11 AM View: Appendix IV
Plant Hammond Client: Southern Company Data: Hammond AP-1

Sanitas™ v.10.0.20 Software licensed to Groundwater Stats Consulting. UG

Non-Parametric Confidence Interval

Compliance Limit is not exceeded. Per-well alpha = 0.01.

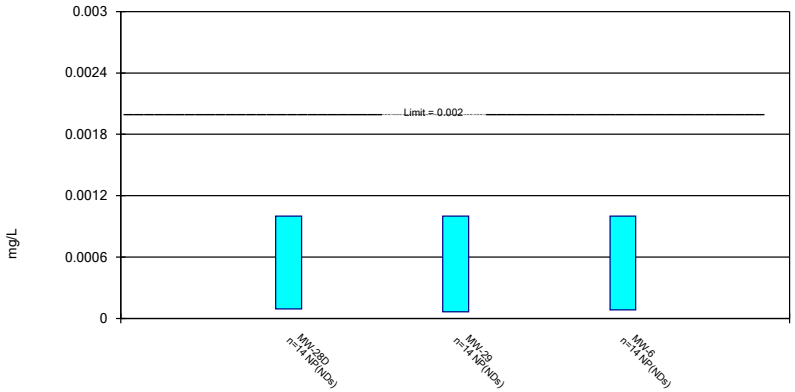

Constituent: Thallium Analysis Run 8/5/2024 10:11 AM View: Appendix IV
Plant Hammond Client: Southern Company Data: Hammond AP-1

Confidence Interval

Constituent: Antimony (mg/L) Analysis Run 8/5/2024 10:14 AM View: Appendix IV

Plant Hammond Client: Southern Company Data: Hammond AP-1

	HGWC-10	HGWC-11	HGWC-13	HGWC-7	HGWC-8
5/20/2016				<0.003	<0.003
5/23/2016	<0.003	<0.003	<0.003		
7/12/2016	<0.003	<0.003	0.0003 (J)	<0.003	<0.003
9/1/2016	<0.003	<0.003	<0.003	<0.003	<0.003
10/20/2016				<0.003	<0.003
10/24/2016	<0.003	<0.003	<0.003		
12/6/2016				<0.003	<0.003
12/7/2016	<0.003	<0.003	<0.003		
1/25/2017				<0.003	<0.003
1/26/2017	<0.003	<0.003	<0.003		
3/21/2017				<0.003	<0.003
3/22/2017	<0.003	<0.003	<0.003		
5/23/2017				<0.003	<0.003
5/24/2017	<0.003	<0.003	<0.003		
4/3/2018				<0.003	<0.003
4/4/2018	<0.003	<0.003	<0.003		
3/12/2019					<0.003
3/13/2019	<0.003	<0.003	<0.003	<0.003	
4/2/2019				<0.003	
4/3/2019	<0.003	<0.003			<0.003
4/5/2019			0.00021 (J)		
9/24/2019					<0.003
9/25/2019				<0.003	
9/26/2019			<0.003		
9/27/2019	<0.003	<0.003			
3/3/2020	<0.003	<0.003			<0.003
3/4/2020			0.00061 (J)	<0.003	
3/27/2020				<0.003	<0.003
3/30/2020			0.00036 (J)		
3/31/2020		<0.003			
4/1/2020	<0.003				
9/16/2020	<0.003			0.00034 (J)	<0.003
9/18/2020		0.00038 (J)			
9/21/2020			0.00029 (J)		
2/10/2021				<0.003	
2/12/2021		<0.003			
2/15/2021	0.00065 (J)				
2/16/2021					0.00064 (J)
2/22/2021			0.00047 (J)		
3/12/2021	<0.003				
3/15/2021				<0.003	<0.003
3/16/2021		<0.003			
3/17/2021			0.00049 (J)		
8/16/2021				0.0017 (J)	
8/17/2021	<0.003				
8/18/2021		<0.003			<0.003
8/19/2021			<0.003		
2/9/2022	<0.003	<0.003			
2/10/2022			<0.003	<0.003	<0.003
8/3/2022	0.0018 (J)	<0.003	<0.003	<0.003	<0.003
8/11/2022				<0.003	
1/26/2023		<0.003	<0.003		

ND substitution: RL or RL/2 if <15% NDs.

Confidence Interval

Constituent: Antimony (mg/L) Analysis Run 8/5/2024 10:14 AM View: Appendix IV

Plant Hammond Client: Southern Company Data: Hammond AP-1

	HGWC-10	HGWC-11	HGWC-13	HGWC-7	HGWC-8
1/27/2023	<0.003			<0.003	
2/1/2023					<0.003
7/13/2023					<0.003
7/17/2023			<0.003		
8/10/2023	<0.003	<0.003			
8/12/2023			<0.003	<0.003	<0.003
2/14/2024				<0.003	<0.003
2/15/2024	<0.003	<0.003			
2/16/2024			<0.003		
Mean	0.002846	0.002886	0.002239	0.002835	0.002902
Std. Dev.	0.00054	0.0005463	0.001214	0.0005939	0.0004817
Upper Lim.	0.003	0.003	0.003	0.003	0.003
Lower Lim.	0.0018	0.00038	0.00049	0.0017	0.00064

ND substitution: RL or RL/2 if <15% NDs.

Confidence Interval

Constituent: Antimony (mg/L) Analysis Run 8/5/2024 10:14 AM View: Appendix IV

Plant Hammond Client: Southern Company Data: Hammond AP-1

	HGWC-9	MW-24D	MW-26D	MW-27D	MW-28D
5/23/2016	<0.003				
7/12/2016	<0.003				
9/1/2016	<0.003				
10/20/2016	<0.003				
12/6/2016	<0.003				
1/26/2017	<0.003				
3/22/2017	<0.003				
5/23/2017	<0.003				
4/3/2018	<0.003				
3/12/2019					<0.003
3/13/2019	<0.003	<0.003	<0.003	<0.003	
4/2/2019					<0.003
4/3/2019	<0.003		<0.003		
4/4/2019				0.00016 (J)	
4/8/2019		<0.003			
9/26/2019		<0.003	<0.003	0.0003 (J)	<0.003
9/27/2019	<0.003				
3/4/2020	0.00032 (J)	0.0017 (J)	0.002 (J)	0.00037 (J)	<0.003
3/27/2020					<0.003
3/30/2020		<0.003			
3/31/2020	0.00042 (J)		0.0013 (J)		
4/2/2020				0.0003 (J)	
9/17/2020	<0.003		<0.003		
9/18/2020				0.00031 (J)	
9/21/2020		<0.003			<0.003
2/10/2021					0.0019 (J)
2/16/2021	0.00043 (J)	<0.003	<0.003	0.00038 (J)	
3/12/2021				<0.003	
3/15/2021					<0.003
3/16/2021	<0.003				
3/17/2021		<0.003	<0.003		
8/17/2021	<0.003		<0.003	<0.003	
8/18/2021					<0.003
8/19/2021		<0.003			
2/9/2022	<0.003		<0.003		
2/10/2022		<0.003		<0.003	<0.003
8/3/2022		<0.003		<0.003	
8/4/2022	<0.003		<0.003		<0.003
1/26/2023	0.00092 (J)	<0.003	<0.003		<0.003
1/27/2023				<0.003	
8/11/2023	<0.003		<0.003		<0.003
8/12/2023		<0.003		<0.003	
2/14/2024					<0.003
2/15/2024	<0.003	<0.003	<0.003		
2/16/2024				<0.003	
Mean	0.002569	0.002907	0.002807	0.001844	0.002921
Std. Dev.	0.0009653	0.0003474	0.0005091	0.001386	0.000294
Upper Lim.	0.003	0.003	0.003	0.003	0.003
Lower Lim.	0.00092	0.0017	0.002	0.0003	0.0019

ND substitution: RL or RL/2 if <15% NDs.

Confidence Interval

Constituent: Antimony (mg/L) Analysis Run 8/5/2024 10:14 AM View: Appendix IV

Plant Hammond Client: Southern Company Data: Hammond AP-1

	MW-29	MW-6	MW-7
3/12/2019	<0.003		
3/13/2019		<0.003	0.00086 (J)
4/2/2019	<0.003		
4/3/2019		<0.003	<0.003
9/24/2019	<0.003		
9/26/2019		<0.003	<0.003
3/2/2020	<0.003		
3/3/2020		<0.003	0.0013 (J)
3/27/2020		<0.003	
3/30/2020	<0.003		<0.003
9/16/2020	<0.003		
9/21/2020		0.0014 (J)	0.00051 (J)
2/15/2021	0.00094 (J)		0.0021 (J)
2/16/2021		<0.003	
3/15/2021	<0.003		<0.003
3/16/2021		<0.003	
8/16/2021	<0.003		
8/17/2021		<0.003	<0.003
2/8/2022			<0.003
2/9/2022		<0.003	
2/10/2022	<0.003		
8/3/2022	<0.003	<0.003	
8/4/2022			<0.003
1/26/2023	<0.003	<0.003	<0.003
8/10/2023	<0.003	<0.003	<0.003
2/14/2024	<0.003	<0.003	<0.003
Mean	0.002853	0.002886	0.002484
Std. Dev.	0.0005506	0.0004276	0.0009092
Upper Lim.	0.003	0.003	0.003
Lower Lim.	0.00094	0.0014	0.0013

ND substitution: RL or RL/2 if <15% NDs.

Confidence Interval

Constituent: Arsenic (mg/L) Analysis Run 8/5/2024 10:14 AM View: Appendix IV

Plant Hammond Client: Southern Company Data: Hammond AP-1

	HGWC-11	HGWC-12	HGWC-13	HGWC-7	HGWC-8
5/20/2016				<0.005	<0.005
5/23/2016	<0.005	0.0046 (J)	0.329		
7/12/2016	0.0015 (J)	0.005	0.297	<0.005	<0.005
9/1/2016	<0.005	0.0043 (J)	0.314	<0.005	<0.005
10/20/2016				<0.005	<0.005
10/24/2016	<0.005	0.0049 (J)	0.334		
12/6/2016				<0.005	<0.005
12/7/2016	<0.005	0.0046 (J)	0.35		
1/25/2017				<0.005	<0.005
1/26/2017	<0.005	<0.005	0.424		
3/21/2017				<0.005	<0.005
3/22/2017	0.0053	0.0019 (J)	0.419		
5/23/2017				<0.005	<0.005
5/24/2017	<0.005	0.0022 (J)	0.393		
4/3/2018				<0.005	<0.005
4/4/2018	<0.005	<0.005	0.49		
6/5/2018	0.0012 (J)		0.38	<0.005	
6/6/2018		0.0048 (J)			<0.005
10/2/2018				0.0019 (J)	<0.005
10/3/2018	<0.005	0.0037 (J)			
10/5/2018			0.34		
3/12/2019					<0.005
3/13/2019	0.0024 (J)		0.42	<0.005	
3/14/2019		0.0026 (J)			
4/2/2019				<0.005	
4/3/2019	0.00094 (J)	0.0022 (J)			<0.005
4/5/2019			0.36		
9/24/2019					<0.005
9/25/2019				<0.005	
9/26/2019			0.44		
9/27/2019	0.0018 (J)	0.0061			
3/3/2020	0.0022 (J)	0.0023 (J)			<0.005
3/4/2020			0.52	<0.005	
3/26/2020		0.0028 (J)			
3/27/2020				<0.005	<0.005
3/30/2020			0.47		
3/31/2020	0.0022 (J)				
9/16/2020				<0.005	<0.005
9/18/2020	0.00081 (J)	0.0031 (J)			
9/21/2020			0.39		
2/10/2021				<0.005	
2/12/2021	0.002 (J)	0.0045 (J)			
2/16/2021					<0.005
2/22/2021			0.45		
3/15/2021				<0.005	<0.005
3/16/2021	0.0017 (J)	0.0038 (J)			
3/17/2021			0.39		
8/16/2021				<0.005	
8/18/2021	<0.005	0.0028 (J)			<0.005
8/19/2021			0.31		
2/9/2022	0.0047 (J)	0.0053			
2/10/2022			0.38	<0.005	0.002 (J)

ND substitution: RL or RL/2 if <15% NDs.

Confidence Interval

Constituent: Arsenic (mg/L) Analysis Run 8/5/2024 10:14 AM View: Appendix IV

Plant Hammond Client: Southern Company Data: Hammond AP-1

	HGWC-11	HGWC-12	HGWC-13	HGWC-7	HGWC-8
8/3/2022	<0.005	0.0023 (J)	0.4	<0.005	<0.005
8/11/2022				<0.005	
1/26/2023	<0.005	0.0025 (J)	0.53		
1/27/2023				<0.005	
2/1/2023					<0.005
7/13/2023					<0.005
7/17/2023			0.63		
8/10/2023	<0.005	<0.005			
8/12/2023			0.54	<0.005	<0.005
2/14/2024				<0.005	<0.005
2/15/2024	<0.005	0.0027 (J)			
2/16/2024			0.5		
Mean	0.00367	0.00346	0.4154	0.004881	0.004885
Std. Dev.	0.001699	0.001216	0.08254	0.000608	0.0005883
Upper Lim.	0.005	0.004066	0.4556	0.005	0.005
Lower Lim.	0.002	0.002854	0.3752	0.0019	0.002

ND substitution: RL or RL/2 if <15% NDs.

Confidence Interval

Constituent: Arsenic (mg/L) Analysis Run 8/5/2024 10:14 AM View: Appendix IV

Plant Hammond Client: Southern Company Data: Hammond AP-1

	HGWC-9	MW-19	MW-20	MW-25D	MW-26D
5/23/2016	<0.005				
7/12/2016	<0.005				
9/1/2016	<0.005				
10/20/2016	<0.005				
12/6/2016	<0.005				
1/26/2017	<0.005				
3/22/2017	0.0008 (J)				
5/23/2017	<0.005				
4/3/2018	<0.005				
6/6/2018	<0.005				
10/2/2018	<0.005				
3/13/2019	0.00075 (J)		0.0023 (J)		<0.005
3/14/2019		<0.005		0.0019 (J)	
4/2/2019			<0.005		
4/3/2019	<0.005	<0.005		<0.005	<0.005
9/25/2019			<0.005		
9/26/2019					<0.005
9/27/2019	0.00037 (J)	<0.005		0.0011 (J)	
3/2/2020			0.00038 (J)		
3/3/2020				0.001 (J)	
3/4/2020	<0.005	0.00045 (J)			0.0006 (J)
3/26/2020		<0.005		0.00075 (J)	
3/27/2020			<0.005		
3/31/2020	<0.005				<0.005
9/17/2020	<0.005		<0.005		<0.005
9/18/2020				<0.005	
9/21/2020		<0.005			
2/11/2021			0.00094 (J)		
2/12/2021		<0.005		<0.005	
2/16/2021	<0.005				0.0008 (J)
3/15/2021			<0.005		
3/16/2021	<0.005			<0.005	
3/17/2021		<0.005			<0.005
8/17/2021	<0.005		<0.005		<0.005
8/18/2021		<0.005			
8/19/2021				<0.005	
2/9/2022	0.0021 (J)	<0.005		<0.005	0.0017 (J)
2/10/2022			<0.005		
8/4/2022	<0.005	<0.005	<0.005	<0.005	<0.005
1/26/2023	<0.005	<0.005	<0.005	<0.005	<0.005
8/10/2023		<0.005	<0.005	<0.005	
8/11/2023	<0.005				<0.005
2/14/2024			<0.005		
2/15/2024	<0.005 (D)	<0.005		<0.005	<0.005
Mean	0.004361	0.004675	0.004187	0.003911	0.00415
Std. Dev.	0.001518	0.001216	0.001661	0.001803	0.001705
Upper Lim.	0.005	0.005	0.005	0.005	0.005
Lower Lim.	0.0021	0.00045	0.0023	0.0011	0.0017

ND substitution: RL or RL/2 if <15% NDs.

Confidence Interval

Constituent: Arsenic (mg/L) Analysis Run 8/5/2024 10:14 AM View: Appendix IV

Plant Hammond Client: Southern Company Data: Hammond AP-1

	MW-27D	MW-28D	MW-29	MW-5	MW-6
3/12/2019		<0.005	<0.005		
3/13/2019	<0.005			<0.005	<0.005
4/2/2019		<0.005	<0.005		
4/3/2019				<0.005	<0.005
4/4/2019	0.0002 (J)				
9/24/2019			<0.005		
9/25/2019				<0.005	
9/26/2019	<0.005	<0.005			<0.005
3/2/2020			<0.005	<0.005	
3/3/2020					<0.005
3/4/2020	0.00069 (J)	<0.005			
3/26/2020				<0.005	
3/27/2020		<0.005			<0.005
3/30/2020			0.00037 (J)		
4/2/2020	<0.005				
9/16/2020			<0.005		
9/17/2020				<0.005	
9/18/2020	<0.005				
9/21/2020		<0.005			<0.005
2/10/2021		0.0011 (J)			
2/15/2021			<0.005		
2/16/2021	0.001 (J)			<0.005	<0.005
3/12/2021	<0.005				
3/15/2021		<0.005	<0.005		
3/16/2021				<0.005	<0.005
8/16/2021			<0.005		
8/17/2021	<0.005			<0.005	<0.005
8/18/2021		<0.005			
2/9/2022				0.0013 (J)	0.0034 (J)
2/10/2022	<0.005	<0.005	<0.005		
8/3/2022	<0.005		<0.005	<0.005	<0.005
8/4/2022		<0.005			
1/26/2023		<0.005	<0.005	<0.005	<0.005
1/27/2023	<0.005				
8/10/2023			<0.005	<0.005	<0.005
8/11/2023		<0.005			
8/12/2023	<0.005				
2/14/2024		<0.005	<0.005		<0.005
2/15/2024				<0.005	
2/16/2024	<0.005				
Mean	0.004064	0.004721	0.004669	0.004736	0.004886
Std. Dev.	0.001868	0.001042	0.001237	0.0009889	0.0004276
Upper Lim.	0.005	0.005	0.005	0.005	0.005
Lower Lim.	0.001	0.0011	0.00037	0.0013	0.0034

ND substitution: RL or RL/2 if <15% NDs.

Confidence Interval

Constituent: Barium (mg/L) Analysis Run 8/5/2024 10:14 AM View: Appendix IV

Plant Hammond Client: Southern Company Data: Hammond AP-1

	HGWC-10	HGWC-11	HGWC-12	HGWC-13	HGWC-7
5/20/2016					0.0687
5/23/2016	0.0877	0.0466	0.133	0.0779	
7/12/2016	0.0926	0.0616	0.135	0.0697	0.0731
9/1/2016	0.0994	0.0497	0.123	0.07	0.0747
10/20/2016					0.072
10/24/2016	0.101	0.0794	0.135	0.0882	
12/6/2016					0.0752
12/7/2016	0.107	0.1	0.13	0.0798	
1/25/2017					0.0747
1/26/2017	0.0538	0.0696	0.127	0.0738	
3/21/2017					0.0722
3/22/2017	0.0962	0.0346	0.112	0.0755	
5/23/2017					0.0794
5/24/2017	0.0996	0.0437	0.106	0.0627	
4/3/2018					0.075
4/4/2018	0.084	0.029	0.083	0.099	
6/5/2018	0.086	0.039		0.13	0.071
6/6/2018			0.09		
10/2/2018	0.076				0.078
10/3/2018		0.033	0.087		
10/5/2018				0.076	
3/13/2019	0.044	0.024		0.1	0.083
3/14/2019			0.081		
4/2/2019					0.072
4/3/2019	0.076	0.023	0.077		
4/5/2019				0.079	
9/25/2019					0.061
9/26/2019				0.11	
9/27/2019	0.078	0.033	0.096		
3/3/2020	0.048	0.022	0.092		
3/4/2020				0.1	0.068
3/26/2020			0.089		
3/27/2020					0.059
3/30/2020				0.08	
3/31/2020		0.026			
4/1/2020	0.058				
9/16/2020	0.068				0.068
9/18/2020		0.043	0.086		
9/21/2020				0.052	
2/10/2021					0.069
2/12/2021		0.039	0.09		
2/15/2021	0.06				
2/22/2021				0.061	
3/12/2021	0.058				
3/15/2021					0.074
3/16/2021		0.035	0.084		
3/17/2021				0.056	
8/16/2021					0.068
8/17/2021	0.055				
8/18/2021		0.04	0.083		
8/19/2021				0.049	
2/9/2022	0.042	0.042	0.075		

Confidence Interval

Constituent: Barium (mg/L) Analysis Run 8/5/2024 10:14 AM View: Appendix IV

Plant Hammond Client: Southern Company Data: Hammond AP-1

	HGWC-10	HGWC-11	HGWC-12	HGWC-13	HGWC-7
2/10/2022				0.053	0.063
8/3/2022	0.069	0.041	0.086	0.07	0.066
8/11/2022					0.071
1/26/2023		0.031	0.076	0.079	
1/27/2023	0.041				0.065
7/17/2023				0.056	
8/10/2023	0.045	0.027	0.075		
8/12/2023				0.057	0.06
2/14/2024					0.067
2/15/2024	0.048	0.037	0.068		
2/16/2024				0.056	
Mean	0.07093	0.04197	0.09676	0.07541	0.07031
Std. Dev.	0.02133	0.01844	0.02155	0.01986	0.005903
Upper Lim.	0.08156	0.04895	0.1052	0.08509	0.07318
Lower Lim.	0.0603	0.03262	0.08512	0.06573	0.06743

Confidence Interval

Constituent: Barium (mg/L) Analysis Run 8/5/2024 10:14 AM View: Appendix IV

Plant Hammond Client: Southern Company Data: Hammond AP-1

	HGWC-8	HGWC-9	MW-19	MW-20	MW-24D
5/20/2016	0.0808				
5/23/2016		0.117			
7/12/2016	0.083	0.13			
9/1/2016	0.0829	0.13			
10/20/2016	0.0811	0.0806			
12/6/2016	0.0845	0.128			
1/25/2017	0.078				
1/26/2017		0.142			
3/21/2017	0.0791				
3/22/2017		0.122			
5/23/2017	0.0846	0.127			
4/3/2018	0.065	0.1			
6/6/2018	0.063	0.11			
10/2/2018	0.061	0.11			
3/12/2019	0.062				
3/13/2019		0.1		0.087	0.053
3/14/2019			0.06		
4/2/2019				0.08	
4/3/2019	0.066	0.12	0.05		
4/8/2019					0.043
9/24/2019	0.053				
9/25/2019				0.085	
9/26/2019					0.12
9/27/2019		0.11	0.068		
3/2/2020				0.099	
3/3/2020	0.052				
3/4/2020		0.11	0.069		0.081
3/26/2020			0.067		
3/27/2020	0.059			0.093	
3/30/2020					0.056
3/31/2020		0.11			
9/16/2020	0.06				
9/17/2020		0.11		0.096	
9/21/2020			0.056		0.053
2/11/2021				0.093	
2/12/2021			0.051		
2/16/2021	0.069	0.11			0.062
3/15/2021	0.063			0.096	
3/16/2021		0.11			
3/17/2021			0.049		0.055
8/17/2021		0.095		0.089	
8/18/2021	0.062		0.045		
8/19/2021					0.048
2/9/2022		0.096	0.042		
2/10/2022	0.056			0.082	0.048
8/3/2022	0.06				0.053
8/4/2022		0.091	0.05	0.093	
1/26/2023		0.069	0.039	0.097	0.054
2/1/2023	0.058				
7/13/2023	0.047				
8/10/2023			0.032	0.093	
8/11/2023		0.068			

Confidence Interval

Constituent: Barium (mg/L) Analysis Run 8/5/2024 10:14 AM View: Appendix IV

Plant Hammond Client: Southern Company Data: Hammond AP-1

	HGWC-8	HGWC-9	MW-19	MW-20	MW-24D
8/12/2023	0.052				0.053
2/14/2024	0.048			0.095	
2/15/2024		0.054	0.03		0.034
Mean	0.06577	0.106	0.05057	0.09129	0.05807
Std. Dev.	0.01207	0.02117	0.01253	0.00581	0.0206
Upper Lim.	0.07165	0.1165	0.05945	0.0954	0.062
Lower Lim.	0.05989	0.09543	0.0417	0.08717	0.043

Confidence Interval

Constituent: Barium (mg/L) Analysis Run 8/5/2024 10:14 AM View: Appendix IV

Plant Hammond Client: Southern Company Data: Hammond AP-1

	MW-25D	MW-26D	MW-27D	MW-28D	MW-29
3/12/2019				0.82	0.089
3/13/2019		0.099	1.5		
3/14/2019	0.44				
4/2/2019				0.37	0.078
4/3/2019	0.38	0.12			
4/4/2019			1.2		
9/24/2019					0.081
9/26/2019		0.12	0.95	0.15	
9/27/2019	0.39				
3/2/2020					0.088
3/3/2020	0.42				
3/4/2020		0.17	0.95	0.77	
3/26/2020	0.45				
3/27/2020				0.64	
3/30/2020					0.08
3/31/2020		0.11			
4/2/2020			1		
9/16/2020					0.076
9/17/2020		0.099			
9/18/2020	0.44		1		
9/21/2020				0.18	
2/10/2021				0.26	
2/12/2021	0.46				
2/15/2021					0.081
2/16/2021		0.093	1		
3/12/2021			1.1		
3/15/2021				0.45	0.078
3/16/2021	0.51				
3/17/2021		0.094			
8/16/2021					0.074
8/17/2021		0.072	1.1		
8/18/2021				0.53	
8/19/2021	0.58				
2/9/2022	0.6	0.066			
2/10/2022			0.99	0.76	0.072
8/3/2022			0.94		0.081
8/4/2022	0.75	0.062		0.7	
1/26/2023	0.65	0.065		0.8	0.076
1/27/2023			0.94		
8/10/2023	0.71				0.066
8/11/2023		0.059		2.2	
8/12/2023			0.98		
10/31/2023				2.5 (R)	
2/14/2024				0.61	0.065
2/15/2024	0.69	0.058			
2/16/2024			0.65		
Mean	0.5336	0.09193	1.021	0.7827	0.0775
Std. Dev.	0.1271	0.03166	0.1837	0.6761	0.006914
Upper Lim.	0.6236	0.1144	1.2	1.062	0.0824
Lower Lim.	0.4435	0.0695	0.94	0.3578	0.0726

Confidence Interval

Constituent: Barium (mg/L) Analysis Run 8/5/2024 10:14 AM View: Appendix IV

Plant Hammond Client: Southern Company Data: Hammond AP-1

	MW-5	MW-6	MW-7
3/13/2019	0.056	0.1	0.063
4/3/2019	0.049	0.09	0.058
9/25/2019	0.046		
9/26/2019		0.089	0.066
3/2/2020	0.049		
3/3/2020		0.09	0.043
3/26/2020	0.046		
3/27/2020		0.086	
3/30/2020			0.05
9/17/2020	0.043		
9/21/2020		0.083	0.065
2/15/2021			0.048
2/16/2021	0.05	0.085	
3/15/2021			0.053
3/16/2021	0.046	0.081	
8/17/2021	0.045	0.081	0.057
2/8/2022			0.053
2/9/2022	0.042	0.074	
8/3/2022	0.058	0.084	
8/4/2022			0.064
1/26/2023	0.05	0.079	0.044
8/10/2023	0.048	0.066	0.059
2/14/2024		0.067	0.042
2/15/2024	0.039		
Mean	0.04764	0.0825	0.05464
Std. Dev.	0.005078	0.009129	0.008363
Upper Lim.	0.05124	0.08897	0.06057
Lower Lim.	0.04405	0.07603	0.04872

Confidence Interval

Constituent: Beryllium (mg/L) Analysis Run 8/5/2024 10:14 AM View: Appendix IV

Plant Hammond Client: Southern Company Data: Hammond AP-1

	HGWC-11	HGWC-13	HGWC-7	HGWC-8	MW-19
5/20/2016			<0.0005	<0.0005	
5/23/2016	<0.0005	<0.0005			
7/12/2016	<0.0005	<0.0005	<0.0005	<0.0005	
9/1/2016	<0.0005	<0.0005	<0.0005	<0.0005	
10/20/2016			<0.0005	<0.0005	
10/24/2016	<0.0005	<0.0005			
12/6/2016			<0.0005	<0.0005	
12/7/2016	<0.0005	<0.0005			
1/25/2017			<0.0005	<0.0005	
1/26/2017	<0.0005	<0.0005			
3/21/2017			<0.0005	<0.0005	
3/22/2017	9E-05 (J)	<0.0005			
5/23/2017			<0.0005	<0.0005	
5/24/2017	<0.0005	<0.0005			
4/3/2018			<0.0005	<0.0005	
4/4/2018	<0.0005	<0.0005			
3/12/2019				<0.0005	
3/13/2019	0.0001 (J)	6.2E-05 (J)	<0.0005		
3/14/2019					<0.0005
4/2/2019			<0.0005		
4/3/2019	0.00017 (J)			7.4E-05 (J)	<0.0005
4/5/2019		<0.0005			
9/24/2019				<0.0005	
9/25/2019			<0.0005		
9/26/2019		0.00011 (J)			
9/27/2019	8.6E-05 (J)				<0.0005
3/3/2020	0.00012 (J)			<0.0005	
3/4/2020		9.3E-05 (J)	7.7E-05 (J)		<0.0005
3/26/2020					<0.0005
3/27/2020			<0.0005	<0.0005	
3/30/2020		9.9E-05 (J)			
3/31/2020	0.00015 (J)				
9/16/2020			<0.0005	0.0001 (J)	
9/18/2020	<0.0005				
9/21/2020		0.00011 (J)			<0.0005
2/10/2021			8.1E-05 (J)		
2/12/2021	<0.0005				<0.0005
2/16/2021				7.1E-05 (J)	
2/22/2021		9.7E-05 (J)			
3/15/2021			0.00019 (J)	7.8E-05 (J)	
3/16/2021	8.1E-05 (J)				
3/17/2021		9E-05 (J)			<0.0005
8/16/2021			<0.0005		
8/18/2021	<0.0005			8.7E-05 (J)	5.8E-05 (J)
8/19/2021		7.3E-05 (J)			
2/9/2022	<0.0005				<0.0005
2/10/2022		<0.0005	<0.0005	7.1E-05 (J)	
8/3/2022	<0.0005	<0.0005	<0.0005	5.6E-05 (J)	
8/4/2022					<0.0005
8/11/2022			<0.0005		
1/26/2023	<0.0005	9.9E-05 (J)			<0.0005
1/27/2023			<0.0005		

ND substitution: RL or RL/2 if <15% NDs.

Confidence Interval

Constituent: Beryllium (mg/L) Analysis Run 8/5/2024 10:14 AM View: Appendix IV

Plant Hammond Client: Southern Company Data: Hammond AP-1

	HGWC-11	HGWC-13	HGWC-7	HGWC-8	MW-19
2/1/2023				5.6E-05 (J)	
7/13/2023				7.3E-05 (J)	
7/17/2023		0.00012 (J)			
8/10/2023	6.9E-05 (J)				<0.0005
8/12/2023		0.0001 (J)	<0.0005	<0.0005	
2/14/2024			<0.0005	<0.0005	
2/15/2024	<0.0005				<0.0005
2/16/2024		<0.0005			
Mean	0.0003637	0.0003147	0.000452	0.0003403	0.0004684
Std. Dev.	0.0001918	0.0002061	0.0001311	0.0002108	0.0001181
Upper Lim.	0.0005	0.0005	0.0005	0.0005	0.0005
Lower Lim.	0.00012	9.9E-05	0.00019	7.4E-05	5.8E-05

ND substitution: RL or RL/2 if <15% NDs.

Confidence Interval

Constituent: Beryllium (mg/L) Analysis Run 8/5/2024 10:14 AM View: Appendix IV

Plant Hammond Client: Southern Company Data: Hammond AP-1

	MW-28D	MW-7
3/12/2019	<0.0005	
3/13/2019		<0.0005
4/2/2019	<0.0005	
4/3/2019		5.1E-05 (J)
9/26/2019	<0.0005	<0.0005
3/3/2020		<0.0005
3/4/2020	0.00014 (J)	
3/27/2020	<0.0005	
3/30/2020		<0.0005
9/21/2020	<0.0005	<0.0005
2/10/2021	5.4E-05 (J)	
2/15/2021		<0.0005
3/15/2021	4.8E-05 (J)	<0.0005
8/17/2021		<0.0005
8/18/2021	<0.0005	
2/8/2022		<0.0005
2/10/2022	<0.0005	
8/4/2022	<0.0005	<0.0005
1/26/2023	<0.0005	<0.0005
8/10/2023		<0.0005
8/11/2023	<0.0005	
2/14/2024	<0.0005	<0.0005
Mean	0.0004101	0.0004679
Std. Dev.	0.0001797	0.00012
Upper Lim.	0.0005	0.0005
Lower Lim.	0.00014	5.1E-05

ND substitution: RL or RL/2 if <15% NDs.

Confidence Interval

Constituent: Cadmium (mg/L) Analysis Run 8/5/2024 10:14 AM View: Appendix IV

Plant Hammond Client: Southern Company Data: Hammond AP-1

	HGWC-10	HGWC-11	HGWC-12	HGWC-7	HGWC-8
5/20/2016				<0.0005	0.00024 (J)
5/23/2016	0.000115 (J)	<0.0005	<0.0005		
7/12/2016	<0.0005	<0.0005	<0.0005	<0.0005	0.0002 (J)
9/1/2016	0.0001 (J)	<0.0005	<0.0005	<0.0005	0.0001 (J)
10/20/2016				<0.0005	0.0001 (J)
10/24/2016	0.0001 (J)	<0.0005	<0.0005		
12/6/2016				0.0002 (J)	0.0017
12/7/2016	0.0001 (J)	0.0001 (J)	0.0002 (J)		
1/25/2017				0.0002 (J)	0.0002 (J)
1/26/2017	<0.0005	<0.0005	<0.0005		
3/21/2017				0.0002 (J)	0.0002 (J)
3/22/2017	0.0001 (J)	0.0001 (J)	0.0003 (J)		
5/23/2017				0.0001 (J)	0.0003 (J)
5/24/2017	0.0002 (J)	<0.0005	9E-05 (J)		
4/3/2018				<0.0005	<0.001
4/4/2018	<0.0005	<0.0005	<0.0005		
3/12/2019					0.0002 (J)
3/13/2019	<0.0005	<0.0005		<0.0005	
3/14/2019			<0.0005		
4/2/2019				<0.0005	
4/3/2019	0.0001 (J)	9.6E-05 (J)	<0.0005		0.00032 (J)
9/24/2019					0.0002 (J)
9/25/2019				<0.0005	
9/27/2019	<0.0005	<0.0005	<0.0005		
3/3/2020	<0.0005	<0.0005	0.00015 (J)		0.00017 (J)
3/4/2020				<0.0005	
3/26/2020			<0.0005		
3/27/2020				<0.0005	0.00014 (J)
3/31/2020		<0.0005			
4/1/2020	<0.0005				
9/16/2020	<0.0005			<0.0005	0.00023 (J)
9/18/2020		<0.0005	<0.0005		
2/10/2021				<0.0005	
2/12/2021		<0.0005	<0.0005		
2/15/2021	<0.0005				
2/16/2021					0.00037 (J)
3/12/2021	<0.0005				
3/15/2021				<0.0005	0.00017 (J)
3/16/2021		<0.0005	<0.0005		
8/16/2021				<0.0005	
8/17/2021	<0.0005				
8/18/2021		<0.0005	<0.0005		0.0002 (J)
2/9/2022	<0.0005	<0.0005	<0.0005		
2/10/2022				<0.0005	0.00029 (J)
8/3/2022	<0.0005	<0.0005	<0.0005	<0.0005	0.00017 (J)
8/11/2022				<0.0005	
1/26/2023		<0.0005	<0.0005		
1/27/2023	<0.0005			0.00019 (J)	
2/1/2023					0.00014 (J)
7/13/2023					0.00031 (J)
8/10/2023	<0.0005	<0.0005	<0.0005		
8/12/2023				<0.0005	0.00044 (J)

ND substitution: RL or RL/2 if <15% NDs.

Confidence Interval

Constituent: Cadmium (mg/L) Analysis Run 8/5/2024 10:14 AM View: Appendix IV

Plant Hammond Client: Southern Company Data: Hammond AP-1

	HGWC-10	HGWC-11	HGWC-12	HGWC-7	HGWC-8
2/14/2024				<0.0005	0.00025 (J)
2/15/2024	<0.0005	<0.0005	<0.0005		
Mean	0.0003833	0.0004477	0.0004452	0.0004329	0.0002975
Std. Dev.	0.0001815	0.0001382	0.0001264	0.0001348	0.0003147
Upper Lim.	0.0005	0.0005	0.0005	0.0005	0.00031
Lower Lim.	0.000115	0.0001	0.0003	0.0002	0.00017

ND substitution: RL or RL/2 if <15% NDs.

Confidence Interval

Constituent: Cadmium (mg/L) Analysis Run 8/5/2024 10:14 AM View: Appendix IV

Plant Hammond Client: Southern Company Data: Hammond AP-1

	HGWC-9	MW-19	MW-29
5/23/2016	<0.0005		
7/12/2016	<0.0005		
9/1/2016	<0.0005		
10/20/2016	0.0002 (J)		
12/6/2016	0.0001 (J)		
1/26/2017	<0.0005		
3/22/2017	7E-05 (J)		
5/23/2017	<0.0005		
4/3/2018	<0.0005		
3/12/2019			<0.0005
3/13/2019	<0.0005		
3/14/2019		<0.0005	
4/2/2019			<0.0005
4/3/2019	<0.0005	<0.0005	
9/24/2019			<0.0005
9/27/2019	<0.0005	0.00013 (J)	
3/2/2020			<0.0005
3/4/2020	<0.0005	0.00026 (J)	
3/26/2020		0.00019 (J)	
3/30/2020			<0.0005
3/31/2020	<0.0005		
9/16/2020			<0.0005
9/17/2020	<0.0005		
9/21/2020		0.00018 (J)	
2/12/2021		0.0002 (J)	
2/15/2021			<0.0005
2/16/2021	<0.0005		
3/15/2021			<0.0005
3/16/2021	<0.0005		
3/17/2021		0.00016 (J)	
8/16/2021			<0.0005
8/17/2021	<0.0005		
8/18/2021		0.00027 (J)	
2/9/2022	<0.0005	0.0011	
2/10/2022			<0.0005
8/3/2022			<0.0005
8/4/2022	<0.0005	0.00022 (J)	
1/26/2023	<0.0005	<0.0005	<0.0005
8/10/2023		0.00018 (J)	<0.0005
8/11/2023	<0.0005		
2/14/2024			0.00053
2/15/2024	<0.0005	<0.0005	
Mean	0.0004509	0.0003493	0.0005021
Std. Dev.	0.0001313	0.0002593	8.018E-06
Upper Lim.	0.0005	0.000308	0.00053
Lower Lim.	0.0002	0.0001501	0.0005

ND substitution: RL or RL/2 if <15% NDs.

Confidence Interval

Constituent: Chromium (mg/L) Analysis Run 8/5/2024 10:14 AM View: Appendix IV

Plant Hammond Client: Southern Company Data: Hammond AP-1

	HGWC-10	HGWC-11	HGWC-12	HGWC-13	HGWC-7
5/20/2016					<0.005
5/23/2016	<0.005	<0.005	<0.005	<0.005	
7/12/2016	<0.005	<0.005	<0.005	<0.005	<0.005
9/1/2016	<0.005	<0.005	<0.005	<0.005	<0.005
10/20/2016					<0.005
10/24/2016	<0.005	<0.005	<0.005	<0.005	
12/6/2016					<0.005
12/7/2016	<0.005	<0.005	<0.005	<0.005	
1/25/2017					<0.005
1/26/2017	<0.005	<0.005	<0.005	<0.005	
3/21/2017					<0.005
3/22/2017	<0.005	0.0003 (J)	0.0004 (J)	0.0004 (J)	
5/23/2017					<0.005
5/24/2017	<0.005	<0.005	<0.005	<0.005	
4/3/2018					<0.005
4/4/2018	<0.005	<0.005	<0.005	<0.005	
3/13/2019	<0.005	<0.005		<0.005	<0.005
3/14/2019			0.0025 (J)		
4/2/2019					<0.005
4/3/2019	0.02	<0.005	<0.005		
4/5/2019				<0.005	
9/25/2019					0.071
9/26/2019				<0.005	
9/27/2019	<0.005	<0.005	<0.005		
3/3/2020	<0.005	0.00061 (J)	<0.005		
3/4/2020				<0.005	0.0016 (J)
3/26/2020			<0.005		
3/27/2020					0.0004 (J)
3/30/2020				0.00059 (J)	
3/31/2020		<0.005			
4/1/2020	<0.005				
9/16/2020	<0.005				0.00074 (J)
9/18/2020		<0.005	0.00091 (J)		
9/21/2020				0.00056 (J)	
2/10/2021					0.0014 (J)
2/12/2021		<0.005	<0.005		
2/15/2021	<0.005				
2/22/2021				<0.005	
3/12/2021	<0.005				
3/15/2021					0.0021 (J)
3/16/2021		<0.005	<0.005		
3/17/2021				<0.005	
8/16/2021					<0.005
8/17/2021	<0.005				
8/18/2021		<0.005	<0.005		
8/19/2021				<0.005	
2/9/2022	0.0011 (J)	<0.005	<0.005		
2/10/2022				<0.005	<0.005
8/3/2022	<0.005	<0.005	<0.005	<0.005	<0.005
8/11/2022					<0.005
1/26/2023		0.0012 (J)	<0.005	<0.005	
1/27/2023	0.0012 (J)				0.0014 (J)

ND substitution: RL or RL/2 if <15% NDs.

Confidence Interval

Constituent: Chromium (mg/L) Analysis Run 8/5/2024 10:14 AM View: Appendix IV

Plant Hammond Client: Southern Company Data: Hammond AP-1

	HGWC-10	HGWC-11	HGWC-12	HGWC-13	HGWC-7
7/17/2023				<0.005	
8/10/2023	<0.005	<0.005	<0.005		
8/12/2023				<0.005	<0.005
2/14/2024					<0.005
2/15/2024	<0.005	<0.005	<0.005		
2/16/2024				<0.005	
Mean	0.005317	0.00444	0.004513	0.00444	0.006818
Std. Dev.	0.003387	0.001486	0.001326	0.001515	0.01377
Upper Lim.	0.02	0.005	0.005	0.005	0.005
Lower Lim.	0.0012	0.0012	0.0025	0.00059	0.0021

ND substitution: RL or RL/2 if <15% NDs.

Confidence Interval

Constituent: Chromium (mg/L) Analysis Run 8/5/2024 10:14 AM View: Appendix IV

Plant Hammond Client: Southern Company Data: Hammond AP-1

	HGWC-8	HGWC-9	MW-19	MW-20	MW-24D
5/20/2016	<0.005				
5/23/2016		<0.005			
7/12/2016	<0.005	<0.005			
9/1/2016	<0.005	<0.005			
10/20/2016	<0.005	<0.005			
12/6/2016	<0.005	<0.005			
1/25/2017	<0.005				
1/26/2017		<0.005			
3/21/2017	0.0005 (J)				
3/22/2017		<0.005			
5/23/2017	<0.005	<0.005			
4/3/2018	<0.005	<0.005			
3/12/2019	<0.005				
3/13/2019		<0.005		<0.005	<0.005
3/14/2019			<0.005		
4/2/2019				<0.005	
4/3/2019	<0.005	<0.005	<0.005		
4/8/2019					<0.005
9/24/2019	<0.005				
9/25/2019				<0.005	
9/26/2019					0.00042 (J)
9/27/2019		<0.005	<0.005		
3/2/2020				0.00071 (J)	
3/3/2020	0.0007 (J)				
3/4/2020		<0.005	0.00066 (J)		<0.005
3/26/2020			0.00047 (J)		
3/27/2020	<0.005			0.00051 (J)	
3/30/2020					<0.005
3/31/2020		0.00052 (J)			
9/16/2020	0.0015 (J)				
9/17/2020		<0.005		<0.005	
9/21/2020			0.0014 (J)		<0.005
2/11/2021				<0.005	
2/12/2021			0.00059 (J)		
2/16/2021	<0.005	0.00067 (J)			<0.005
3/15/2021	0.00082 (J)			0.00068 (J)	
3/16/2021		<0.005			
3/17/2021			0.0022 (J)		0.0017 (J)
8/17/2021		<0.005		<0.005	
8/18/2021	<0.005		<0.005		
8/19/2021					<0.005
2/9/2022		0.0011 (J)	<0.005		
2/10/2022	<0.005			<0.005	<0.005
8/3/2022	<0.005				<0.005
8/4/2022		<0.005	<0.005	<0.005	
1/26/2023		0.0013 (J)	0.0011 (J)	<0.005	<0.005
2/1/2023	<0.005				
7/13/2023	<0.005				
8/10/2023			<0.005	<0.005	
8/11/2023		<0.005			
8/12/2023	<0.005				<0.005
2/14/2024	<0.005			<0.005	

ND substitution: RL or RL/2 if <15% NDs.

Confidence Interval

Constituent: Chromium (mg/L) Analysis Run 8/5/2024 10:14 AM View: Appendix IV

Plant Hammond Client: Southern Company Data: Hammond AP-1

	HGWC-8	HGWC-9	MW-19	MW-20	MW-24D
2/15/2024		<0.005	<0.005		<0.005
Mean	0.004313	0.004287	0.003316	0.004064	0.004437
Std. Dev.	0.001576	0.001596	0.002059	0.00186	0.001453
Upper Lim.	0.005	0.005	0.005	0.005	0.005
Lower Lim.	0.0015	0.0013	0.00066	0.00071	0.0017

ND substitution: RL or RL/2 if <15% NDs.

Confidence Interval

Constituent: Chromium (mg/L) Analysis Run 8/5/2024 10:14 AM View: Appendix IV

Plant Hammond Client: Southern Company Data: Hammond AP-1

	MW-25D	MW-26D	MW-27D	MW-28D	MW-29
3/12/2019				<0.005	<0.005
3/13/2019		<0.005	<0.005		
3/14/2019	<0.005				
4/2/2019				<0.005	<0.005
4/3/2019	<0.005	<0.005			
4/4/2019			<0.005		
9/24/2019					<0.005
9/26/2019		0.00076 (J)	<0.005	0.00081 (J)	
9/27/2019	<0.005				
3/2/2020					<0.005
3/3/2020	<0.005				
3/4/2020		0.0028 (J)	<0.005	0.0027 (J)	
3/26/2020	0.00061 (J)				
3/27/2020				<0.005	
3/30/2020					0.001 (J)
3/31/2020		0.001 (J)			
4/2/2020			<0.005		
9/16/2020					<0.005
9/17/2020		<0.005			
9/18/2020	<0.005		0.0007 (J)		
9/21/2020				0.00085 (J)	
2/10/2021				0.0014 (J)	
2/12/2021	<0.005				
2/15/2021					<0.005
2/16/2021		0.001 (J)	0.00082 (J)		
3/12/2021			<0.005		
3/15/2021				0.00078 (J)	<0.005
3/16/2021	<0.005				
3/17/2021		0.0015 (J)			
8/16/2021					<0.005
8/17/2021		<0.005	<0.005		
8/18/2021				<0.005	
8/19/2021	<0.005				
2/9/2022	<0.005	<0.005			
2/10/2022			<0.005	0.0011 (J)	<0.005
8/3/2022			<0.005		<0.005
8/4/2022	<0.005	<0.005		<0.005	
1/26/2023	0.0012 (J)	<0.005		<0.005	<0.005
1/27/2023			<0.005		
8/10/2023	<0.005				<0.005
8/11/2023		<0.005		<0.005	
8/12/2023			<0.005		
2/14/2024				<0.005	<0.005
2/15/2024	<0.005	<0.005			
2/16/2024			<0.005		
Mean	0.004415	0.003719	0.004394	0.003403	0.004714
Std. Dev.	0.001492	0.001841	0.00154	0.001968	0.001069
Upper Lim.	0.005	0.005	0.005	0.005	0.005
Lower Lim.	0.0012	0.001	0.00082	0.00085	0.001

ND substitution: RL or RL/2 if <15% NDs.

Confidence Interval

Constituent: Chromium (mg/L) Analysis Run 8/5/2024 10:14 AM View: Appendix IV

Plant Hammond Client: Southern Company Data: Hammond AP-1

	MW-5	MW-6	MW-7
3/13/2019	0.003 (J)	<0.005	<0.005
4/3/2019	0.003 (J)	<0.005	0.0023 (J)
9/25/2019	0.0052 (J)		
9/26/2019		<0.005	0.0013 (J)
3/2/2020	0.0042 (J)		
3/3/2020		0.00044 (J)	0.0015 (J)
3/26/2020	0.0044 (J)		
3/27/2020		0.00059 (J)	
3/30/2020			0.0021 (J)
9/17/2020	0.0021 (J)		
9/21/2020		<0.005	0.0017 (J)
2/15/2021			0.0015 (J)
2/16/2021	0.0032 (J)	<0.005	
3/15/2021			0.0018 (J)
3/16/2021	0.0024 (J)	<0.005	
8/17/2021	0.0018 (J)	<0.005	<0.005
2/8/2022			0.0016 (J)
2/9/2022	0.0031 (J)	<0.005	
8/3/2022	0.0015 (J)	<0.005	
8/4/2022			0.002 (J)
1/26/2023	0.0032 (J)	0.0014 (J)	0.0017 (J)
8/10/2023	0.002 (J)	<0.005	0.0015 (J)
2/14/2024		<0.005	<0.005
2/15/2024	0.0029 (J)		
Mean	0.003	0.004102	0.002429
Std. Dev.	0.001045	0.001796	0.001418
Upper Lim.	0.00374	0.005	0.005
Lower Lim.	0.00226	0.0014	0.0015

ND substitution: RL or RL/2 if <15% NDs.

Confidence Interval

Constituent: Cobalt (mg/L) Analysis Run 8/5/2024 10:14 AM View: Appendix IV

Plant Hammond Client: Southern Company Data: Hammond AP-1

	HGWC-10	HGWC-11	HGWC-12	HGWC-13	HGWC-7
5/20/2016					<0.01
5/23/2016	<0.005	<0.005	<0.01	0.00361 (J)	
7/12/2016	0.0006 (J)	0.0021 (J)	0.0018 (J)	0.0032 (J)	0.0003 (J)
9/1/2016	0.0007 (J)	0.0025 (J)	0.0016 (J)	0.0033 (J)	<0.01
10/20/2016					0.0008 (J)
10/24/2016	0.0009 (J)	0.0032 (J)	0.0017 (J)	0.004 (J)	
12/6/2016					0.0009 (J)
12/7/2016	0.0012 (J)	0.003 (J)	0.0021 (J)	0.0034 (J)	
1/25/2017					0.0005 (J)
1/26/2017	<0.005	0.0014 (J)	0.0016 (J)	0.0024 (J)	
3/21/2017					0.0005 (J)
3/22/2017	0.0006 (J)	0.0014 (J)	0.0018 (J)	0.0026 (J)	
5/23/2017					0.0005 (J)
5/24/2017	0.0006 (J)	0.0008 (J)	0.0015 (J)	0.0022 (J)	
4/3/2018					<0.01
4/4/2018	<0.005	<0.005	<0.01	<0.01	
3/13/2019	<0.005	0.00098 (J)		0.0022 (J)	0.00067 (J)
3/14/2019			0.0011 (J)		
4/2/2019					0.00069 (J)
4/3/2019	<0.005	0.0018 (J)	0.0011 (J)		
4/5/2019				0.0017 (J)	
9/25/2019					0.0026 (J)
9/26/2019				0.0042 (J)	
9/27/2019	<0.005	0.00071 (J)	0.0012 (J)		
3/3/2020	<0.005	0.00087 (J)	0.0013 (J)		
3/4/2020				0.0066	0.0011 (J)
3/26/2020			0.0012 (J)		
3/27/2020					0.00074 (J)
3/30/2020				0.0053	
3/31/2020		0.0014 (J)			
4/1/2020	<0.005				
9/16/2020	<0.005				0.00065 (J)
9/18/2020		<0.005	0.0014 (J)		
9/21/2020				0.0032 (J)	
2/10/2021					0.00081 (J)
2/12/2021		<0.005	0.0012 (J)		
2/15/2021	<0.005				
2/22/2021				0.003 (J)	
3/12/2021	<0.005				
3/15/2021					0.0014 (J)
3/16/2021		<0.005	0.0012 (J)		
3/17/2021				0.0029 (J)	
8/16/2021					0.0012 (J)
8/17/2021	<0.005				
8/18/2021		<0.005	0.0012 (J)		
8/19/2021				0.0024 (J)	
2/9/2022	<0.005	<0.005	0.0013 (J)		
2/10/2022				0.0026 (J)	0.0011 (J)
8/3/2022	<0.005	<0.005	0.0012 (J)	0.0041 (J)	0.0015 (J)
8/11/2022					0.0018 (J)
1/26/2023		<0.005	0.0012 (J)	0.012	
1/27/2023	<0.005				0.00067 (J)

ND substitution: RL or RL/2 if <15% NDs.

Confidence Interval

Constituent: Cobalt (mg/L) Analysis Run 8/5/2024 10:14 AM View: Appendix IV

Plant Hammond Client: Southern Company Data: Hammond AP-1

	HGWC-10	HGWC-11	HGWC-12	HGWC-13	HGWC-7
7/17/2023				0.018	
8/10/2023	<0.005	<0.005	0.0012 (J)		
8/12/2023				0.018	0.00061 (J)
2/14/2024					0.00084 (J)
2/15/2024	<0.005	<0.005	0.0013 (J)		
2/16/2024				0.023	
Mean	0.003896	0.003268	0.001704	0.005788	0.001453
Std. Dev.	0.001904	0.0018	0.001073	0.005805	0.001456
Upper Lim.	0.005	0.005	0.0017	0.0053	0.001543
Lower Lim.	0.0012	0.0014	0.0012	0.0026	0.0007098

ND substitution: RL or RL/2 if <15% NDs.

Confidence Interval

Constituent: Cobalt (mg/L) Analysis Run 8/5/2024 10:14 AM View: Appendix IV

Plant Hammond Client: Southern Company Data: Hammond AP-1

	HGWC-8	HGWC-9	MW-19	MW-20	MW-24D
5/20/2016	0.00207 (J)				
5/23/2016		<0.01			
7/12/2016	0.0019 (J)	0.0006 (J)			
9/1/2016	0.0023 (J)	0.0007 (J)			
10/20/2016	0.002 (J)	0.002 (J)			
12/6/2016	0.0026 (J)	0.0011 (J)			
1/25/2017	0.002 (J)				
1/26/2017		0.0006 (J)			
3/21/2017	0.0023 (J)				
3/22/2017		0.0005 (J)			
5/23/2017	0.0023 (J)	0.0006 (J)			
4/3/2018	<0.025	<0.01			
3/12/2019	0.002 (J)				
3/13/2019		0.00065 (J)		0.0011 (J)	<0.005
3/14/2019			0.025		
4/2/2019				<0.005	
4/3/2019	0.0019 (J)	0.00069 (J)	0.036		
4/8/2019					0.00025 (J)
9/24/2019	0.0015 (J)				
9/25/2019				<0.005	
9/26/2019					0.0011 (J)
9/27/2019		0.00057 (J)	0.033		
3/2/2020				<0.005	
3/3/2020	0.002 (J)				
3/4/2020		0.00053 (J)	0.048		0.00056 (J)
3/26/2020			0.045		
3/27/2020	0.0018 (J)			<0.005	
3/30/2020					<0.005
3/31/2020		0.00051 (J)			
9/16/2020	0.0019 (J)				
9/17/2020		0.0007 (J)		<0.005	
9/21/2020			0.032		<0.005
2/11/2021				<0.005	
2/12/2021			0.037		
2/16/2021	0.002 (J)	0.00061 (J)			<0.005
3/15/2021	0.0019 (J)			<0.005	
3/16/2021		0.00069 (J)			
3/17/2021			0.037		<0.005
8/17/2021		0.00045 (J)		<0.005	
8/18/2021	0.002 (J)		0.039		
8/19/2021					<0.005
2/9/2022		0.00051 (J)	0.03		
2/10/2022	0.0021 (J)			<0.005	<0.005
8/3/2022	0.0024 (J)				<0.005
8/4/2022		0.00046 (J)	0.043	<0.005	
1/26/2023		0.00068 (J)	0.022	<0.005	<0.005
2/1/2023	<0.025				
7/13/2023	0.0015 (J)				
8/10/2023			0.027	<0.005	
8/11/2023		0.00057 (J)			
8/12/2023	0.0016 (J)				<0.005
2/14/2024	0.0016 (J)			<0.005	

ND substitution: RL or RL/2 if <15% NDs.

Confidence Interval

Constituent: Cobalt (mg/L) Analysis Run 8/5/2024 10:14 AM View: Appendix IV

Plant Hammond Client: Southern Company Data: Hammond AP-1

	HGWC-8	HGWC-9	MW-19	MW-20	MW-24D
2/15/2024		0.001 (J)	0.011		<0.005
Mean	0.002861	0.001075	0.03321	0.004721	0.004065
Std. Dev.	0.002981	0.00128	0.009846	0.001042	0.001866
Upper Lim.	0.0023	0.0007	0.04019	0.005	0.005
Lower Lim.	0.0019	0.00053	0.02624	0.0011	0.0011

ND substitution: RL or RL/2 if <15% NDs.

Confidence Interval

Constituent: Cobalt (mg/L) Analysis Run 8/5/2024 10:14 AM View: Appendix IV

Plant Hammond Client: Southern Company Data: Hammond AP-1

	MW-26D	MW-27D	MW-28D	MW-29	MW-6
3/12/2019			<0.005	0.00057 (J)	
3/13/2019	<0.005	<0.005			0.00055 (J)
4/2/2019			<0.005	0.00084 (J)	
4/3/2019	<0.005				<0.005
4/4/2019		9.1E-05 (J)			
9/24/2019				0.0015 (J)	
9/26/2019	0.00053 (J)	<0.005	<0.005		0.00036 (J)
3/2/2020				0.00067 (J)	
3/3/2020					0.00094 (J)
3/4/2020	<0.005	0.00045 (J)	0.00093 (J)		
3/27/2020			<0.005		0.00059 (J)
3/30/2020				0.00063 (J)	
3/31/2020	0.0003 (J)				
4/2/2020		<0.005			
9/16/2020				0.0013 (J)	
9/17/2020	<0.005				
9/18/2020		<0.005			
9/21/2020			<0.005		0.00041 (J)
2/10/2021			<0.005		
2/15/2021				0.00097 (J)	
2/16/2021	0.00045 (J)	0.0004 (J)			0.00045 (J)
3/12/2021		<0.005			
3/15/2021			<0.005	0.0011 (J)	
3/16/2021					0.00042 (J)
3/17/2021	0.00044 (J)				
8/16/2021				0.0014 (J)	
8/17/2021	0.00045 (J)	<0.005			<0.005
8/18/2021			<0.005		
2/9/2022	0.00059 (J)				0.00059 (J)
2/10/2022		<0.005	<0.005	0.00089 (J)	
8/3/2022		<0.005		0.0012 (J)	0.00041 (J)
8/4/2022	0.00048 (J)		<0.005		
1/26/2023	0.00051 (J)		<0.005	0.00056 (J)	0.00044 (J)
1/27/2023		<0.005			
8/10/2023				<0.005	0.00041 (J)
8/11/2023	<0.005		<0.005		
8/12/2023		<0.005			
2/14/2024			<0.005	0.00052 (J)	0.00035 (J)
2/15/2024	0.00054 (J)				
2/16/2024		<0.005			
Mean	0.002092	0.003996	0.004709	0.001046	0.00078
Std. Dev.	0.00225	0.001997	0.001088	0.0005308	0.0007439
Upper Lim.	0.005	0.005	0.005	0.001359	0.00094
Lower Lim.	0.00044	0.00045	0.00093	0.0006853	0.00036

ND substitution: RL or RL/2 if <15% NDs.

Confidence Interval

Constituent: Combined Radium 226 + 228 (pCi/L) Analysis Run 8/5/2024 10:14 AM View: Appendix IV

Plant Hammond Client: Southern Company Data: Hammond AP-1

	HGWC-10	HGWC-11	HGWC-12	HGWC-13	HGWC-7
5/20/2016					0.62 (U)
5/23/2016	0.419 (U)	0.509 (U)	1.12	0.625 (U)	
7/12/2016	0.855	0.784 (U)	1.61	0.478 (U)	0.283 (U)
9/1/2016	0.844 (U)	0.261 (U)	1.23	0.595 (U)	0.703 (U)
10/20/2016					1.97
10/24/2016	0.917 (U)	1.42	1.98	1.54	
12/6/2016					2
12/7/2016	0.558 (U)	0.781 (U)	0.319 (U)	0.657 (U)	
1/25/2017					1.06 (U)
1/26/2017	0.922 (U)	0.842 (U)	0.54 (U)	1.22	
3/21/2017					0.668 (U)
3/22/2017	0.751 (U)	0.318 (U)	0.635 (U)	0.285 (U)	
5/23/2017					0.621 (U)
5/24/2017	0.725 (U)	0.687 (U)	1.01	0.655 (U)	
4/3/2018					0.538 (U)
4/4/2018	0.715 (U)	1.5	0.956	0.882 (U)	
6/5/2018	0.718 (U)	0.549 (U)		1.1 (U)	0.985 (U)
6/6/2018			0.424 (U)		
10/2/2018	0.948				0.837 (U)
10/3/2018		1.48	0.57 (U)		
10/5/2018				0.558 (U)	
3/13/2019	1.19 (U)	0.584 (U)		0.39 (U)	0.403 (U)
3/14/2019			0.992 (U)		
4/2/2019					0.865 (U)
4/3/2019	1.82 (U)	0.36 (U)	0.734 (U)		
4/5/2019				0.422 (U)	
9/25/2019					0.884 (U)
9/26/2019				0.939 (U)	
9/27/2019	1.16 (U)	1.78	0.958 (U)		
3/3/2020	0.667 (U)	0.716 (U)	0.971 (U)		
3/4/2020				0.708 (U)	0.624 (U)
3/26/2020			0.209 (U)		
3/27/2020					0.485 (U)
3/30/2020				0.602 (U)	
3/31/2020		1.3 (U)			
4/1/2020	0.235 (U)				
9/16/2020	0 (U)				0.135 (U)
9/18/2020		1.24 (U)	0.916 (U)		
9/21/2020				1.53	
2/10/2021					0.281 (U)
2/12/2021		1.1	0.236 (U)		
2/15/2021	1.91				
2/22/2021				1.02	
3/12/2021	1.12 (U)				
3/15/2021					0.666 (U)
3/16/2021		1.71	0.245 (U)		
3/17/2021				1.45 (U)	
8/16/2021					0.143 (U)
8/17/2021	0.595 (U)				
8/18/2021		0.919 (U)	0.919 (U)		
8/19/2021				0.764 (U)	
2/9/2022	0.49 (U)	0.444 (U)	0.564 (U)		

Confidence Interval

Constituent: Combined Radium 226 + 228 (pCi/L) Analysis Run 8/5/2024 10:14 AM View: Appendix IV

Plant Hammond Client: Southern Company Data: Hammond AP-1

	HGWC-10	HGWC-11	HGWC-12	HGWC-13	HGWC-7
2/10/2022				0.442 (U)	0.175 (U)
8/3/2022	0.454 (U)	0.823 (U)	0.418 (U)	0.54 (U)	0.42 (U)
8/11/2022					0.461 (U)
1/26/2023		0.441 (U)	0.877	0.719	
1/27/2023	1.2				0.45 (U)
8/10/2023	0.831 (U)	0.273 (U)	0.453 (U)		
8/12/2023				0.58 (U)	0.729 (U)
2/14/2024					0.401 (U)
2/15/2024	0.31 (U)	0.819 (U)	0.364 (U)		
2/16/2024				0.338 (U)	
Mean	0.8142	0.8656	0.77	0.7616	0.6695
Std. Dev.	0.4363	0.4579	0.4339	0.3636	0.4602
Upper Lim.	1.032	1.094	0.9863	0.9428	0.8168
Lower Lim.	0.5967	0.6374	0.5537	0.5803	0.4264

Confidence Interval

Constituent: Combined Radium 226 + 228 (pCi/L) Analysis Run 8/5/2024 10:14 AM View: Appendix IV

Plant Hammond Client: Southern Company Data: Hammond AP-1

	HGWC-8	HGWC-9	MW-19	MW-20	MW-24D
5/20/2016	0.56 (U)				
5/23/2016		0.826 (U)			
7/12/2016	0.636 (U)	0.511 (U)			
9/1/2016	0.818 (U)	0.762 (U)			
10/20/2016	1.04 (U)	1.17			
12/6/2016	0.771 (U)	0.126 (U)			
1/25/2017	0.859 (U)				
1/26/2017		0.515 (U)			
3/21/2017	0.851 (U)				
3/22/2017		0.451 (U)			
5/23/2017	0.705 (U)	0.924 (U)			
4/3/2018	0.311 (U)	0.732 (U)			
6/6/2018	0.896 (U)	0.813 (U)			
10/2/2018	1.21	0.61 (U)			
3/12/2019	0.544 (U)				
3/13/2019		1 (U)		0.538 (U)	0.311 (U)
3/14/2019			0.347 (U)		
4/2/2019				1.02 (U)	
4/3/2019	0.885 (U)	0.156 (U)	0.884 (U)		
4/8/2019					0.573 (U)
9/24/2019	1.3				
9/25/2019				1.35 (U)	
9/26/2019					0.878 (U)
9/27/2019		0.428 (U)	0.534 (U)		
3/2/2020				0.653 (U)	
3/3/2020	0.835 (U)				
3/4/2020		1.03	1.04		0.333 (U)
3/26/2020			1.1 (U)		
3/27/2020	1.04 (U)			0.1 (U)	
3/30/2020					0.107 (U)
3/31/2020		1.2 (U)			
9/16/2020	0.526 (U)				
9/17/2020		1.38 (U)		0.469 (U)	
9/21/2020			1.36 (U)		1.23 (U)
2/11/2021				0.334 (U)	
2/12/2021			0.764 (U)		
2/16/2021	0.764 (U)	1.17 (U)			0.156 (U)
3/15/2021	1.3 (U)			1.24 (U)	
3/16/2021		0.446 (U)			
3/17/2021			0.466 (U)		0.174 (U)
8/17/2021		0.771 (U)		0.709 (U)	
8/18/2021	1.02 (U)		0.642 (U)		
8/19/2021					0.227 (U)
2/9/2022		0.198 (U)	0.245 (U)		
2/10/2022	0.945 (U)			0.32 (U)	0.178 (U)
8/3/2022	0.455 (U)				0.263 (U)
8/4/2022		0.597 (U)	0.509 (U)	1.05 (U)	
1/26/2023		0.516 (U)	0.333 (U)	0.561 (U)	0.0906 (U)
2/1/2023	0.241 (U)				
8/10/2023			0.437 (U)	0.469 (U)	
8/11/2023		0.867 (U)			
8/12/2023	0.767 (U)				0.481 (U)

Confidence Interval

Constituent: Combined Radium 226 + 228 (pCi/L) Analysis Run 8/5/2024 10:14 AM View: Appendix IV

Plant Hammond Client: Southern Company Data: Hammond AP-1

	HGWC-8	HGWC-9	MW-19	MW-20	MW-24D
2/14/2024	0.529 (U)			0.341 (U)	
2/15/2024		0.461 (U)	0.459 (U)		0.5 (U)
Mean	0.7923	0.7064	0.6514	0.6539	0.393
Std. Dev.	0.2781	0.337	0.3319	0.3753	0.3241
Upper Lim.	0.931	0.8744	0.8865	0.9197	0.5634
Lower Lim.	0.6537	0.5384	0.4164	0.388	0.1759

Confidence Interval

Constituent: Combined Radium 226 + 228 (pCi/L) Analysis Run 8/5/2024 10:14 AM View: Appendix IV

Plant Hammond Client: Southern Company Data: Hammond AP-1

	MW-25D	MW-26D	MW-27D	MW-28D	MW-29
3/12/2019				0.926 (U)	1.37
3/13/2019		0.627 (U)	1.81		
3/14/2019	1.28 (U)				
4/2/2019				0.479 (U)	0.62 (U)
4/3/2019	0.662 (U)	0.205 (U)			
4/4/2019			1.33		
9/24/2019					0.675 (U)
9/26/2019		0.912 (U)	0.974 (U)	0.997 (U)	
9/27/2019	0.945 (U)				
3/2/2020					0.413 (U)
3/3/2020	1.36				
3/4/2020		1.27 (U)	1.12	1.31	
3/26/2020	0.793 (U)				
3/27/2020				1.59	
3/30/2020					0.885 (U)
3/31/2020		1.65			
4/2/2020			2.48		
9/16/2020					0.193 (U)
9/17/2020		0.42 (U)			
9/18/2020	1.17 (U)		1.13 (U)		
9/21/2020				1.39 (U)	
2/10/2021				0.201 (U)	
2/12/2021	1.17				
2/15/2021					1.17 (U)
2/16/2021		0.505 (U)	1.21		
3/12/2021			0.649 (U)		
3/15/2021				0.564 (U)	0.436 (U)
3/16/2021	0.742 (U)				
3/17/2021		0.165 (U)			
8/16/2021					0.208 (U)
8/17/2021		0.0468 (U)	1.06 (U)		
8/18/2021				0.876 (U)	
8/19/2021	0.935 (U)				
2/9/2022	0.754 (U)	0.0677 (U)			
2/10/2022			0.809 (U)	1.96 (U)	0.594 (U)
8/3/2022			0.685 (U)		0.581 (U)
8/4/2022	1.65	0.0273 (U)		0.84 (U)	
1/26/2023	1.1	0.386 (U)		0.821	0.793 (U)
1/27/2023			1.1		
8/10/2023	0.972				0.244 (U)
8/11/2023		0.55 (U)		2.66	
8/12/2023			0.645 (U)		
2/14/2024				0.79 (U)	0.0655 (U)
2/15/2024	0.938	0.418 (U)			
2/16/2024			1.31		
Mean	1.034	0.5178	1.165	1.1	0.5891
Std. Dev.	0.2744	0.4756	0.4918	0.6418	0.3757
Upper Lim.	1.228	0.7738	1.463	1.555	0.8552
Lower Lim.	0.8393	0.1681	0.8287	0.6457	0.323

Confidence Interval

Constituent: Combined Radium 226 + 228 (pCi/L) Analysis Run 8/5/2024 10:14 AM View: Appendix IV

Plant Hammond Client: Southern Company Data: Hammond AP-1

	MW-5	MW-6	MW-7
3/13/2019	0.621 (U)	2.07	1.23
4/3/2019	0.932 (U)	0.872 (U)	1.05 (U)
9/25/2019	0.798 (U)		
9/26/2019		0.745 (U)	0.947 (U)
3/2/2020	0.964 (U)		
3/3/2020		0.757 (U)	1.15
3/26/2020	1.1		
3/27/2020		0.758 (U)	
3/30/2020			0.83 (U)
9/17/2020	0.618 (U)		
9/21/2020		0.796 (U)	1.55 (U)
2/15/2021			0.892 (U)
2/16/2021	0.466 (U)	0.198 (U)	
3/15/2021			0.386 (U)
3/16/2021	1.22	0.727 (U)	
8/17/2021	0.304 (U)	0.557 (U)	0.183 (U)
2/8/2022			0.417 (U)
2/9/2022	0.567 (U)	0.619 (U)	
8/3/2022	0.63 (U)	0.543 (U)	
8/4/2022			1.18 (U)
1/26/2023	0.909	0.493 (U)	0.318 (U)
8/10/2023	0.599 (U)	0.839 (U)	0.239 (U)
2/14/2024		0.441 (U)	0.089 (U)
2/15/2024	0.463 (U)		
Mean	0.7279	0.7439	0.7472
Std. Dev.	0.2645	0.4234	0.4658
Upper Lim.	0.9153	0.9444	1.077
Lower Lim.	0.5405	0.4622	0.4173

Confidence Interval

Constituent: Fluoride (mg/L) Analysis Run 8/5/2024 10:14 AM View: Appendix IV

Plant Hammond Client: Southern Company Data: Hammond AP-1

	HGWC-10	HGWC-11	HGWC-12	HGWC-13	HGWC-7
5/20/2016					0.0828 (J)
5/23/2016	0.0394 (J)	0.203 (J)	0.212 (J)	0.2587 (J)	
7/12/2016	0.15 (J)	0.44	0.31	0.53	0.2 (J)
9/1/2016	0.5	0.67	0.62	0.74	0.51
10/20/2016					0.4
10/24/2016	0.06 (J)	0.26 (J)	0.19 (J)	0.31	
12/6/2016					0.26 (J)
12/7/2016	0.44	0.55	0.73	1	
1/25/2017					0.24 (J)
1/26/2017	0.29 (J)	0.27 (J)	0.12 (J)	0.68	
3/21/2017					0.13 (J)
3/22/2017	0.34	0.66	0.44	0.76	
5/23/2017					0.11 (J)
5/24/2017	0.13 (J)	0.35	0.34	0.54	
10/3/2017	0.46	0.56	0.58	0.83	0.17 (J)
4/3/2018					<0.3
4/4/2018	<0.1	0.39	<0.3	0.65	
6/5/2018	<0.1	0.24 (J)		0.47	0.099 (J)
6/6/2018			0.21 (J)		
10/2/2018	0.17 (J)				<0.3
10/3/2018		0.31	0.15 (J)		
10/5/2018				0.77	
3/13/2019	0.17 (J)	0.51		0.78	0.12 (J)
3/14/2019			1.1		
4/2/2019					0.097 (J)
4/3/2019	0.082 (J)	0.43	0.3 (J)		
4/5/2019				0.83	
9/25/2019					0.1 (J)
9/26/2019				0.64	
9/27/2019	0.17 (J)	0.42	0.26 (J)		
3/3/2020	0.11 (J)	0.24 (J)	0.21 (J)		
3/4/2020				0.37	0.077 (J)
3/26/2020			0.17 (J)		
3/27/2020					0.059 (J)
3/30/2020				0.44	
3/31/2020		0.19 (J)			
4/1/2020	0.12 (J)				
6/17/2020					0.077 (J)
9/16/2020	<0.1				0.081 (J)
9/18/2020		0.15	0.15		
9/21/2020				0.44	
2/10/2021					0.085 (J)
2/12/2021		0.17	0.19		
2/15/2021	0.08 (J)				
2/22/2021				0.55	
3/12/2021	0.054 (J)				
3/15/2021					0.086 (J)
3/16/2021		0.21	0.2		
3/17/2021				0.65	
8/16/2021					0.084 (J)
8/17/2021	<0.1				
8/18/2021		0.21	0.15		

ND substitution: RL or RL/2 if <15% NDs.

Confidence Interval

Constituent: Fluoride (mg/L) Analysis Run 8/5/2024 10:14 AM View: Appendix IV

Plant Hammond Client: Southern Company Data: Hammond AP-1

	HGWC-10	HGWC-11	HGWC-12	HGWC-13	HGWC-7
8/19/2021				0.53	
2/9/2022	0.12	0.2	0.2		
2/10/2022				0.53	0.083 (J)
8/3/2022	0.13	0.22	0.21	0.55	0.11
8/11/2022					0.11
1/26/2023		0.2	0.21	0.4	
1/27/2023	0.16				0.1
7/17/2023				0.32	
8/10/2023	0.05 (J)	0.15	0.17		
8/12/2023				0.32	0.071 (J)
2/14/2024					0.081 (J)
2/15/2024	0.12	0.21	0.19		
2/16/2024				0.33	
Mean	0.1671	0.3236	0.2985	0.5637	0.1401
Std. Dev.	0.129	0.159	0.2264	0.1926	0.1028
Upper Lim.	0.1727	0.3825	0.31	0.6555	0.15
Lower Lim.	0.07629	0.239	0.17	0.4718	0.083

Confidence Interval

Constituent: Fluoride (mg/L) Analysis Run 8/5/2024 10:14 AM View: Appendix IV

Plant Hammond Client: Southern Company Data: Hammond AP-1

	HGWC-8	HGWC-9	MW-19	MW-20	MW-24D
5/20/2016	0.499				
5/23/2016		<0.3			
7/12/2016	0.67	0.24 (J)			
9/1/2016	0.94	0.46			
10/20/2016	0.56	0.56			
12/6/2016	0.76	0.31			
1/25/2017	1.1				
1/26/2017		0.004 (J)			
3/21/2017	0.46				
3/22/2017		0.28 (J)			
5/23/2017	0.65	0.29 (J)			
10/3/2017	0.66	0.53			
4/3/2018	0.39	<0.3			
6/6/2018	0.46	0.12 (J)			
10/2/2018	0.51	0.031 (J)			
3/12/2019	0.58				
3/13/2019		0.14 (J)		0.072 (J)	0.074 (J)
3/14/2019			0.35		
4/2/2019				<0.1	
4/3/2019	0.63	0.14 (J)	0.19 (J)		
4/8/2019					0.048 (J)
9/24/2019	0.49				
9/25/2019				<0.1	
9/26/2019					0.18 (J)
9/27/2019		0.26 (J)	0.53		
3/2/2020				<0.1	
3/3/2020	0.45				
3/4/2020		0.08 (J)	0.096 (J)		0.051 (J)
3/26/2020			0.12 (J)		
3/27/2020	0.46			<0.1	
3/30/2020					0.064 (J)
3/31/2020		0.074 (J)			
6/16/2020	0.45				
9/16/2020	0.53				
9/17/2020		0.1		<0.1	
9/21/2020			0.17		<0.1
2/11/2021				<0.1	
2/12/2021			0.16		
2/16/2021	0.47	0.096 (J)			<0.1
3/15/2021	0.51			<0.1	
3/16/2021		0.098 (J)			
3/17/2021			0.18		<0.1
8/17/2021		0.095 (J)		<0.1	
8/18/2021	0.41		0.12		
8/19/2021					<0.1
2/9/2022		0.1	0.076 (J)		
2/10/2022	0.42			<0.1	0.051 (J)
8/3/2022	0.44				0.075 (J)
8/4/2022		0.13	0.18	0.074 (J)	
1/26/2023		0.11	0.098 (J)	0.081 (J)	0.083 (J)
2/1/2023	0.4				
7/13/2023	0.49				

ND substitution: RL or RL/2 if <15% NDs.

Confidence Interval

Constituent: Fluoride (mg/L) Analysis Run 8/5/2024 10:14 AM View: Appendix IV

Plant Hammond Client: Southern Company Data: Hammond AP-1

	HGWC-8	HGWC-9	MW-19	MW-20	MW-24D
8/10/2023			0.14	<0.1	
8/11/2023		0.12			
8/12/2023	0.59				0.08 (J)
2/14/2024	0.3			0.06 (J)	
2/15/2024		0.087 (J)	0.06 (J)		0.12
Mean	0.5457	0.1829	0.1764	0.09193	0.08757
Std. Dev.	0.1685	0.1457	0.1239	0.01389	0.03445
Upper Lim.	0.6094	0.2264	0.235	0.1	0.09702
Lower Lim.	0.4654	0.1021	0.09868	0.074	0.05496

ND substitution: RL or RL/2 if <15% NDs.

Confidence Interval

Constituent: Fluoride (mg/L) Analysis Run 8/5/2024 10:14 AM View: Appendix IV

Plant Hammond Client: Southern Company Data: Hammond AP-1

	MW-25D	MW-26D	MW-27D	MW-28D	MW-29
3/12/2019				0.24 (J)	0.07 (J)
3/13/2019		0.052 (J)	0.28 (J)		
3/14/2019	2.2				
4/2/2019				0.18 (J)	0.045 (J)
4/3/2019	1.6	0.044 (J)			
4/4/2019			0.26 (J)		
9/24/2019					0.18 (J)
9/26/2019		0.19 (J)	0.42	0.22 (J)	
9/27/2019	1.5				
3/2/2020					<0.1
3/3/2020	1.4				
3/4/2020		0.052 (J)	0.25 (J)	0.26 (J)	
3/26/2020	1.6				
3/27/2020				0.26 (J)	
3/30/2020					<0.1
3/31/2020		<0.3			
4/2/2020			0.24 (J)		
9/16/2020					<0.1
9/17/2020		0.069 (J)			
9/18/2020	1.6		0.22		
9/21/2020				0.1	
2/10/2021				0.16	
2/12/2021	1.6				
2/15/2021					<0.1
2/16/2021		0.071 (J)	0.25		
3/12/2021			0.24		
3/15/2021				0.24	<0.1
3/16/2021	1.7				
3/17/2021		0.072 (J)			
8/16/2021					<0.1
8/17/2021		0.075 (J)	0.24		
8/18/2021				0.14	
8/19/2021	1.5				
2/9/2022	1.7	0.092 (J)			
2/10/2022			0.25	0.22	<0.1
8/3/2022			0.27		0.069 (J)
8/4/2022	1.5	0.12		0.19	
1/26/2023	1.6	0.11		0.22	0.068 (J)
1/27/2023			0.3		
8/10/2023	1.5				<0.1
8/11/2023		0.083 (J)		0.26	
8/12/2023			0.26		
2/14/2024				0.16	0.058 (J)
2/15/2024	1.4	0.097 (J)			
2/16/2024			0.2		
Mean	1.6	0.09121	0.2629	0.2036	0.09214
Std. Dev.	0.1961	0.04051	0.05136	0.04986	0.03188
Upper Lim.	1.7	0.1199	0.28	0.2389	0.18
Lower Lim.	1.4	0.06252	0.22	0.1683	0.068

ND substitution: RL or RL/2 if <15% NDs.

Confidence Interval

Constituent: Fluoride (mg/L) Analysis Run 8/5/2024 10:14 AM View: Appendix IV

Plant Hammond Client: Southern Company Data: Hammond AP-1

	MW-5	MW-6	MW-7
3/13/2019	0.1 (J)	0.19 (J)	0.069 (J)
4/3/2019	0.049 (J)	0.15 (J)	<0.1
9/25/2019	0.076 (J)		
9/26/2019		0.19 (J)	0.17 (J)
3/2/2020	0.065 (J)		
3/3/2020		0.062 (J)	<0.1
3/26/2020	0.082 (J)		
3/27/2020		<0.1	
3/30/2020			<0.1
9/17/2020	0.094 (J)		
9/21/2020		<0.1	<0.1
2/15/2021			<0.1
2/16/2021	0.051 (J)	0.059 (J)	
3/15/2021			<0.1
3/16/2021	<0.1	0.06 (J)	
8/17/2021	<0.1	0.055 (J)	<0.1
2/8/2022			<0.1
2/9/2022	0.056 (J)	0.059 (J)	
8/3/2022	0.094 (J)	0.085 (J)	
8/4/2022			0.078 (J)
1/26/2023	0.087 (J)	0.088 (J)	0.06 (J)
8/10/2023	0.066 (J)	0.053 (J)	<0.1
2/14/2024		0.076 (J)	0.053 (J)
2/15/2024	0.086 (J)		
Mean	0.07186	0.08764	0.095
Std. Dev.	0.01874	0.0505	0.02746
Upper Lim.	0.08513	0.15	0.17
Lower Lim.	0.05858	0.053	0.069

ND substitution: RL or RL/2 if <15% NDs.

Confidence Interval

Constituent: Lead (mg/L) Analysis Run 8/5/2024 10:14 AM View: Appendix IV

Plant Hammond Client: Southern Company Data: Hammond AP-1

	HGWC-10	HGWC-11	HGWC-12	HGWC-13	HGWC-7
5/20/2016					<0.001
5/23/2016	<0.001	<0.001	<0.001	<0.001	
7/12/2016	<0.001	<0.001	<0.001	<0.001	<0.001
9/1/2016	<0.001	<0.001	<0.001	<0.001	<0.001
10/20/2016					<0.001
10/24/2016	<0.001	<0.001	<0.001	<0.001	
12/6/2016					0.0001 (J)
12/7/2016	<0.001	<0.001	<0.001	<0.001	
1/25/2017					0.0001 (J)
1/26/2017	<0.001	<0.001	<0.001	<0.001	
3/21/2017					9E-05 (J)
3/22/2017	<0.001	0.0003 (J)	<0.001	7E-05 (J)	
5/23/2017					8E-05 (J)
5/24/2017	<0.001	9E-05 (J)	<0.001	<0.001	
4/3/2018					<0.001
4/4/2018	<0.001	<0.001	<0.001	<0.001	
3/13/2019	<0.001	<0.001		<0.001	<0.001
3/14/2019			<0.001		
3/3/2020	<0.001	0.00021 (J)	5.6E-05 (J)		
3/4/2020				0.00014 (J)	0.00051 (J)
3/26/2020			0.00043 (J)		
3/27/2020					5.4E-05 (J)
3/30/2020				0.0001 (J)	
3/31/2020		0.0003 (J)			
4/1/2020	5E-05 (J)				
9/16/2020	<0.001				0.0002 (J)
9/18/2020		6E-05 (J)	9.6E-05 (J)		
9/21/2020				0.00015 (J)	
2/10/2021					0.00056 (J)
2/12/2021		<0.001	6.7E-05 (J)		
2/15/2021	<0.001				
2/22/2021				0.00018 (J)	
3/12/2021	<0.001				
3/15/2021					0.0013
3/16/2021		9.9E-05 (J)	8.9E-05 (J)		
3/17/2021				0.00015 (J)	
8/16/2021					<0.001
8/17/2021	<0.001				
8/18/2021		<0.001	<0.001		
8/19/2021				<0.001	
2/9/2022	<0.001	<0.001	<0.001		
2/10/2022				<0.001	<0.001
8/3/2022	<0.001	<0.001	<0.001	<0.001	<0.001
8/11/2022					<0.001
1/26/2023		<0.001	<0.001	<0.001	
1/27/2023	<0.001				<0.001
7/17/2023				<0.001	
8/10/2023	<0.001	<0.001	<0.001		
8/12/2023				<0.001	<0.001
2/14/2024					<0.001
2/15/2024	<0.001	<0.001	<0.001		
2/16/2024				<0.001	

ND substitution: RL or RL/2 if <15% NDs.

Confidence Interval

Constituent: Lead (mg/L) Analysis Run 8/5/2024 10:14 AM View: Appendix IV

Plant Hammond Client: Southern Company Data: Hammond AP-1

	HGWC-10	HGWC-11	HGWC-12	HGWC-13	HGWC-7
Mean	0.0009548	0.0007647	0.000797	0.0007632	0.000727
Std. Dev.	0.0002073	0.000385	0.0003787	0.0003963	0.0004205
Upper Lim.	0.001	0.001	0.001	0.001	0.001
Lower Lim.	5E-05	0.0003	0.00043	0.00018	0.0002

Confidence Interval

Constituent: Lead (mg/L) Analysis Run 8/5/2024 10:14 AM View: Appendix IV

Plant Hammond Client: Southern Company Data: Hammond AP-1

	HGWC-8	HGWC-9	MW-19	MW-20	MW-24D
5/20/2016	<0.001				
5/23/2016		<0.001			
7/12/2016	<0.001	<0.001			
9/1/2016	<0.001	<0.001			
10/20/2016	<0.001	<0.001			
12/6/2016	<0.001	0.0002 (J)			
1/25/2017	<0.001				
1/26/2017		0.0001 (J)			
3/21/2017	<0.001				
3/22/2017		<0.001			
5/23/2017	<0.001	0.0001 (J)			
4/3/2018	<0.001	<0.001			
3/12/2019	<0.001				
3/13/2019		<0.001		<0.001	<0.001
3/14/2019			<0.001		
3/2/2020				0.00017 (J)	
3/3/2020	0.00013 (J)				
3/4/2020		8.4E-05 (J)	0.00011 (J)		0.00019 (J)
3/26/2020			<0.001		
3/27/2020	<0.001			0.00013 (J)	
3/30/2020					6.4E-05 (J)
3/31/2020		0.00014 (J)			
9/16/2020	0.0002 (J)				
9/17/2020		0.00022 (J)		<0.001	
9/21/2020			8.5E-05 (J)		4.2E-05 (J)
2/11/2021				3.9E-05 (J)	
2/12/2021			7.1E-05 (J)		
2/16/2021	8.6E-05 (J)	0.0002 (J)			0.00012 (J)
3/15/2021	0.00011 (J)			0.0001 (J)	
3/16/2021		0.00027 (J)			
3/17/2021			3.8E-05 (J)		4E-05 (J)
8/17/2021		<0.001		<0.001	
8/18/2021	<0.001		<0.001		
8/19/2021					<0.001
2/9/2022		<0.001	<0.001		
2/10/2022	<0.001			<0.001	<0.001
8/3/2022	<0.001				<0.001
8/4/2022		<0.001	<0.001	<0.001	
1/26/2023		<0.001	<0.001	<0.001	<0.001
2/1/2023	<0.001				
7/13/2023	0.00013 (J)				
8/10/2023			<0.001	<0.001	
8/11/2023		<0.001			
8/12/2023	<0.001				<0.001
2/14/2024	<0.001			<0.001	
2/15/2024		<0.001	<0.001		<0.001
Mean	0.0008025	0.0006816	0.000692	0.0007033	0.0006213
Std. Dev.	0.0003731	0.0004178	0.0004552	0.0004393	0.0004696
Upper Lim.	0.001	0.001	0.001	0.001	0.001
Lower Lim.	0.0002	0.0002	7.1E-05	0.0001	4.2E-05

ND substitution: RL or RL/2 if <15% NDs.

Confidence Interval

Constituent: Lead (mg/L) Analysis Run 8/5/2024 10:14 AM View: Appendix IV

Plant Hammond Client: Southern Company Data: Hammond AP-1

	MW-26D	MW-27D	MW-28D	MW-29	MW-5
3/12/2019			<0.001	<0.001	
3/13/2019	<0.001	<0.001			<0.001
3/2/2020				9E-05 (J)	4.7E-05 (J)
3/4/2020	<0.001	<0.001	0.001 (J)		
3/26/2020					<0.001
3/27/2020			6.2E-05 (J)		
3/30/2020				0.00011 (J)	
3/31/2020	0.0001 (J)				
4/2/2020		0.00013 (J)			
9/16/2020				<0.001	
9/17/2020	<0.001				<0.001
9/18/2020		<0.001			
9/21/2020			0.00018 (J)		
2/10/2021			0.00044 (J)		
2/15/2021				5.2E-05 (J)	
2/16/2021	8E-05 (J)	0.00043 (J)			<0.001
3/12/2021		<0.001			
3/15/2021			0.00034 (J)	<0.001	
3/16/2021					<0.001
3/17/2021	<0.001				
8/16/2021				<0.001	
8/17/2021	<0.001	<0.001			<0.001
8/18/2021			<0.001		
2/9/2022	<0.001				<0.001
2/10/2022		<0.001	<0.001	<0.001	
8/3/2022		<0.001		<0.001	<0.001
8/4/2022	<0.001		<0.001		
1/26/2023	<0.001		<0.001	<0.001	<0.001
1/27/2023		<0.001			
8/10/2023				<0.001	<0.001
8/11/2023	<0.001		<0.001		
8/12/2023		<0.001			
2/14/2024			<0.001	<0.001	
2/15/2024	<0.001				<0.001
2/16/2024		<0.001			
Mean	0.0008483	0.00088	0.0007518	0.000771	0.0009206
Std. Dev.	0.0003542	0.0002875	0.0003769	0.0004145	0.0002751
Upper Lim.	0.001	0.001	0.001	0.001	0.001
Lower Lim.	0.0001	0.00043	0.00018	9E-05	4.7E-05

ND substitution: RL or RL/2 if <15% NDs.

Confidence Interval

Constituent: Lead (mg/L) Analysis Run 8/5/2024 10:14 AM View: Appendix IV

Plant Hammond Client: Southern Company Data: Hammond AP-1

	MW-6	MW-7
3/13/2019	<0.001	<0.001
3/3/2020	0.00013 (J)	6.2E-05 (J)
3/27/2020	<0.001	
3/30/2020		<0.001
9/21/2020	0.00026 (J)	<0.001
2/15/2021		<0.001
2/16/2021	8.4E-05 (J)	
3/15/2021		<0.001
3/16/2021	3.6E-05 (J)	
8/17/2021	<0.001	<0.001
2/8/2022		<0.001
2/9/2022	<0.001	
8/3/2022	<0.001	
8/4/2022		<0.001
1/26/2023	<0.001	<0.001
8/10/2023	<0.001	<0.001
2/14/2024	<0.001	<0.001
Mean	0.0007092	0.0009218
Std. Dev.	0.0004325	0.0002708
Upper Lim.	0.001	0.001
Lower Lim.	8.4E-05	6.2E-05

ND substitution: RL or RL/2 if <15% NDs.

Confidence Interval

Constituent: Lithium (mg/L) Analysis Run 8/5/2024 10:14 AM View: Appendix IV

Plant Hammond Client: Southern Company Data: Hammond AP-1

	HGWC-12	HGWC-13	HGWC-7	HGWC-8	HGWC-9
5/20/2016			<0.03	<0.03	
5/23/2016	0.0107 (J)	0.0422 (J)			<0.03
7/12/2016	0.0113 (J)	0.0366 (J)	0.0021 (J)	0.0023 (J)	0.004 (J)
9/1/2016	0.0118 (J)	0.04 (J)	0.0025 (J)	0.0029 (J)	0.0044 (J)
10/20/2016			0.0021 (J)	0.0027 (J)	0.0027 (J)
10/24/2016	0.0114 (J)	0.0435 (J)			
12/6/2016			0.0026 (J)	0.0032 (J)	0.005 (J)
12/7/2016	0.0155 (J)	0.0477 (J)			
1/25/2017			0.0024 (J)	0.0026 (J)	
1/26/2017	0.0099 (J)	0.0342 (J)			0.0042 (J)
3/21/2017			0.0026 (J)	0.0029 (J)	
3/22/2017	0.0098 (J)	0.0353 (J)			0.0043 (J)
5/23/2017			0.0026 (J)	0.0029 (J)	0.0048 (J)
5/24/2017	0.0105 (J)	0.0317 (J)			
4/3/2018			0.0023 (J)	0.0025 (J)	0.0043 (J)
4/4/2018	0.008 (J)	0.031 (J)			
6/5/2018		0.031 (J)	0.0022 (J)		
6/6/2018	0.0095 (J)			0.0023 (J)	0.0043 (J)
10/2/2018			0.003 (J)	0.0025 (J)	0.004 (J)
10/3/2018	0.0083 (J)				
10/5/2018		0.027 (J)			
3/12/2019				0.0025 (J)	
3/13/2019		0.029 (J)	0.0024 (J)		0.004 (J)
3/14/2019	0.0058 (J)				
4/2/2019			0.002 (J)		
4/3/2019	0.0066 (J)			0.0025 (J)	0.004 (J)
4/5/2019		0.023 (J)			
9/24/2019				0.0024 (J)	
9/25/2019			0.0019 (J)		
9/26/2019		0.035			
9/27/2019	0.011 (J)				0.0044 (J)
3/3/2020	0.0063 (J)			0.0028 (J)	
3/4/2020		0.041	0.0034 (J)		0.004 (J)
3/26/2020	0.0063 (J)				
3/27/2020			0.002 (J)	0.0026 (J)	
3/30/2020		0.038			
3/31/2020					0.0043 (J)
9/16/2020			0.0026 (J)	0.0033 (J)	
9/17/2020					0.004 (J)
9/18/2020	0.01 (J)				
9/21/2020		0.028 (J)			
2/10/2021			0.0032 (J)		
2/12/2021	0.0094 (J)				
2/16/2021				0.0027 (J)	0.0045 (J)
2/22/2021		0.032			
3/15/2021			0.0038 (J)	0.0029 (J)	
3/16/2021	0.0081 (J)				0.0046 (J)
3/17/2021		0.031			
8/16/2021			0.0025 (J)		
8/17/2021					0.004 (J)
8/18/2021	0.0099 (J)			0.0029 (J)	
8/19/2021		0.028 (J)			

ND substitution: RL or RL/2 if <15% NDs.

Confidence Interval

Constituent: Lithium (mg/L) Analysis Run 8/5/2024 10:14 AM View: Appendix IV

Plant Hammond Client: Southern Company Data: Hammond AP-1

	HGWC-12	HGWC-13	HGWC-7	HGWC-8	HGWC-9
2/9/2022	0.01 (J)				0.0041 (J)
2/10/2022		0.031	0.0022 (J)	0.003 (J)	
8/3/2022	0.0068 (J)	0.029 (J)	0.0019 (J)	0.0026 (J)	
8/4/2022					0.0036 (J)
8/11/2022			0.0019 (J)		
1/26/2023	0.0058 (J)	0.04			0.0032 (J)
1/27/2023			0.0018 (J)		
2/1/2023				0.0015 (J)	
7/13/2023				0.0015 (J)	
7/17/2023		0.048			
8/10/2023	0.0075 (J)				
8/11/2023					0.0035 (J)
8/12/2023		0.051	0.0023 (J)	0.0014 (J)	
2/14/2024			0.0016 (J)	<0.03	
2/15/2024	0.008 (J)				0.0031 (J)
2/16/2024		0.052			
Mean	0.009128	0.03601	0.002881	0.003515	0.004492
Std. Dev.	0.002289	0.007831	0.002524	0.003414	0.00225
Upper Lim.	0.01027	0.03982	0.0026	0.0029	0.0044
Lower Lim.	0.007987	0.03219	0.002	0.0024	0.0036

ND substitution: RL or RL/2 if <15% NDs.

Confidence Interval

Constituent: Lithium (mg/L) Analysis Run 8/5/2024 10:14 AM View: Appendix IV

Plant Hammond Client: Southern Company Data: Hammond AP-1

	MW-19	MW-20	MW-24D	MW-25D	MW-26D
3/13/2019		0.0016 (J)	0.0029 (J)		0.0033 (J)
3/14/2019	0.0089 (J)			0.05	
4/2/2019		0.0015 (J)			
4/3/2019	0.0061 (J)			0.047 (J)	0.0034 (J)
4/8/2019			0.0027 (J)		
9/25/2019		<0.03			
9/26/2019			0.003 (J)		0.0041 (J)
9/27/2019	0.013 (J)			0.047	
3/2/2020		0.00082 (J)			
3/3/2020				0.05	
3/4/2020	0.01 (J)		0.0026 (J)		0.03 (J)
3/26/2020	0.013 (J)			0.054	
3/27/2020		0.0012 (J)			
3/30/2020			0.0027 (J)		
3/31/2020					0.0036 (J)
9/17/2020		<0.03			0.0032 (J)
9/18/2020				0.046	
9/21/2020	0.013 (J)		0.0024 (J)		
2/11/2021		0.001 (J)			
2/12/2021	0.012 (J)			0.045	
2/16/2021			0.0028 (J)		0.0038 (J)
3/15/2021		0.0011 (J)			
3/16/2021				0.049	
3/17/2021	0.012 (J)		0.0027 (J)		0.004 (J)
8/17/2021		0.00091 (J)			0.0036 (J)
8/18/2021	0.014 (J)				
8/19/2021			0.0027 (J)	0.046	
2/9/2022	0.0067 (J)			0.048	0.0039 (J)
2/10/2022		0.00099 (J)	0.0029 (J)		
8/3/2022			0.0024 (J)		
8/4/2022	0.013 (J)	0.00075 (J)		0.04	0.0033 (J)
1/26/2023	0.0038 (J)	<0.03	0.0025 (J)	0.036	0.0031 (J)
8/10/2023	0.011 (J)	<0.03		0.038	
8/11/2023					0.0029 (J)
8/12/2023			0.003 (J)		
2/14/2024		<0.03			
2/15/2024	<0.03		0.0031 (J)	0.038	0.0035 (J)
Mean	0.01082	0.01142	0.002743	0.04529	0.005407
Std. Dev.	0.003309	0.01437	0.0002209	0.005327	0.007087
Upper Lim.	0.01316	0.03	0.002899	0.04906	0.004
Lower Lim.	0.008478	0.00091	0.002586	0.04151	0.0032

ND substitution: RL or RL/2 if <15% NDs.

Confidence Interval

Constituent: Lithium (mg/L) Analysis Run 8/5/2024 10:14 AM View: Appendix IV

Plant Hammond Client: Southern Company Data: Hammond AP-1

	MW-27D	MW-28D	MW-29
3/12/2019		0.011 (J)	0.0024 (J)
3/13/2019	0.0097 (J)		
4/2/2019		0.0052 (J)	0.0021 (J)
4/4/2019	0.0069 (J)		
9/24/2019			0.0022 (J)
9/26/2019	0.0055 (J)	0.0055 (J)	
3/2/2020			0.0025 (J)
3/4/2020	0.0047 (J)	0.015 (J)	
3/27/2020		0.014 (J)	
3/30/2020			0.0023 (J)
4/2/2020	0.0068 (J)		
9/16/2020			0.0021 (J)
9/18/2020	0.0084 (J)		
9/21/2020		0.0053 (J)	
2/10/2021		0.0092 (J)	
2/15/2021			0.0024 (J)
2/16/2021	0.0078 (J)		
3/12/2021	0.009 (J)		
3/15/2021		0.013 (J)	0.0022 (J)
8/16/2021			0.0021 (J)
8/17/2021	0.0079 (J)		
8/18/2021		0.0086 (J)	
2/10/2022	0.0086 (J)	0.014 (J)	0.0023 (J)
8/3/2022	0.0063 (J)		0.0018 (J)
8/4/2022		0.0088 (J)	
1/26/2023		0.011 (J)	0.0019 (J)
1/27/2023	0.0072 (J)		
8/10/2023			0.0019 (J)
8/11/2023		0.016 (J)	
8/12/2023	0.0072 (J)		
2/14/2024		0.0078 (J)	0.0021 (J)
2/16/2024	0.011 (J)		
Mean	0.007643	0.01031	0.002164
Std. Dev.	0.001656	0.003689	0.0002061
Upper Lim.	0.008816	0.01293	0.00231
Lower Lim.	0.00647	0.007702	0.002018

Confidence Interval

Constituent: Mercury (mg/L) Analysis Run 8/5/2024 10:14 AM View: Appendix IV

Plant Hammond Client: Southern Company Data: Hammond AP-1

	HGWC-10	HGWC-11	HGWC-13	HGWC-9	MW-25D
5/23/2016	<0.0002	<0.0002	<0.0002	<0.0002	
7/12/2016	<0.0002	<0.0002	<0.0002	<0.0002	
9/1/2016	<0.0002	<0.0002	<0.0002	<0.0002	
10/20/2016				<0.0002	
10/24/2016	<0.0002	<0.0002	<0.0002		
12/6/2016				<0.0002	
12/7/2016	<0.0002	<0.0002	<0.0002		
1/26/2017	5E-05 (J)	5E-05 (J)	4E-05 (J)	4E-05 (J)	
3/22/2017	<0.0002	<0.0002	<0.0002	<0.0002	
5/23/2017				<0.0002	
5/24/2017	<0.0002	<0.0002	5E-05 (J)		
4/3/2018				<0.0002	
4/4/2018	<0.0002	<0.0002	<0.0002		
3/13/2019	<0.0002	<0.0002	<0.0002	<0.0002	
3/14/2019					<0.0002
3/3/2020	<0.0002	<0.0002			<0.0002
3/4/2020			<0.0002	<0.0002	
2/12/2021		<0.0002			<0.0002
2/15/2021	<0.0002				
2/16/2021				<0.0002	
2/22/2021			<0.0002		
2/9/2022	<0.0002	<0.0002		<0.0002	<0.0002
2/10/2022			<0.0002		
8/3/2022	<0.0002	<0.0002	<0.0002		
8/4/2022				<0.0002	<0.0002
1/26/2023		<0.0002	<0.0002	<0.0002	<0.0002
1/27/2023	<0.0002				
7/17/2023			<0.0002		
8/10/2023	<0.0002	<0.0002			0.00013 (J)
8/11/2023				<0.0002	
8/12/2023			<0.0002		
2/15/2024	<0.0002	<0.0002		<0.0002	<0.0002
2/16/2024			<0.0002		
Mean	0.0001912	0.0001912	0.0001828	0.0001906	0.0001912
Std. Dev.	3.638E-05	3.638E-05	5.015E-05	3.881E-05	2.475E-05
Upper Lim.	0.0002	0.0002	0.0002	0.0002	0.0002
Lower Lim.	5E-05	5E-05	5E-05	4E-05	0.00013

ND substitution: RL or RL/2 if <15% NDs.

Confidence Interval

Constituent: Mercury (mg/L) Analysis Run 8/5/2024 10:14 AM View: Appendix IV

Plant Hammond Client: Southern Company Data: Hammond AP-1

	MW-29
3/12/2019	<0.0002
3/2/2020	<0.0002
2/15/2021	<0.0002
2/10/2022	<0.0002
8/3/2022	<0.0002
1/26/2023	<0.0002
8/10/2023	0.00017 (J)
2/14/2024	<0.0002
Mean	0.0001962
Std. Dev.	1.061E-05
Upper Lim.	0.0002
Lower Lim.	0.00017

ND substitution: RL or RL/2 if <15% NDs.

Confidence Interval

Constituent: Molybdenum (mg/L) Analysis Run 8/5/2024 10:14 AM View: Appendix IV

Plant Hammond Client: Southern Company Data: Hammond AP-1

	HGWC-10	HGWC-11	HGWC-12	HGWC-13	HGWC-7
5/20/2016					0.028
5/23/2016	<0.01	0.0164	0.0413 (J)	0.027	
7/12/2016	0.0013 (J)	0.0251	0.0484	0.0316	0.0273
9/1/2016	<0.01	0.0259	0.0474	0.0336	0.0274
10/20/2016					0.036
10/24/2016	<0.01	0.0293	0.047	0.0352	
12/6/2016					0.0365
12/7/2016	<0.01	0.0209	0.0432	0.0383	
1/25/2017					0.0317
1/26/2017	<0.01	0.0277	0.0484	0.041	
3/21/2017					0.0346
3/22/2017	0.0013 (J)	0.011	0.0494	0.0426	
5/23/2017					0.0336
5/24/2017	0.0014 (J)	0.0373	0.047	0.04	
4/3/2018					0.032
4/4/2018	<0.01	0.013	0.052	0.027	
6/5/2018	<0.01	0.029		0.027	0.036
6/6/2018			0.054		
10/2/2018	<0.01				0.039
10/3/2018		0.02	0.054		
10/5/2018				0.033	
3/13/2019	<0.01	0.012		0.033	0.04
3/14/2019			0.046		
4/2/2019					0.041
4/3/2019	0.0021 (J)	0.01	0.049		
4/5/2019				0.03	
9/25/2019					0.047
9/26/2019				0.026	
9/27/2019	0.0014 (J)	0.016	0.052		
3/3/2020	<0.01	0.011	0.045		
3/4/2020				0.03	0.045
3/26/2020			0.045		
3/27/2020					0.044
3/30/2020				0.029	
3/31/2020		0.0074 (J)			
4/1/2020	<0.01				
6/17/2020					0.048
9/16/2020	0.0014 (J)				0.046
9/18/2020		0.032	0.046		
9/21/2020				0.032	
2/10/2021					0.051
2/12/2021		0.023	0.048		
2/15/2021	<0.01				
2/22/2021				0.036	
3/12/2021	0.0007 (J)				
3/15/2021					0.047
3/16/2021		0.015	0.044		
3/17/2021				0.035	
8/16/2021					0.045
8/17/2021	0.0012 (J)				
8/18/2021		0.038	0.045		
8/19/2021				0.032	

ND substitution: RL or RL/2 if <15% NDs.

Confidence Interval

Constituent: Molybdenum (mg/L) Analysis Run 8/5/2024 10:14 AM View: Appendix IV

Plant Hammond Client: Southern Company Data: Hammond AP-1

	HGWC-10	HGWC-11	HGWC-12	HGWC-13	HGWC-7
2/9/2022	<0.01	0.03	0.042		
2/10/2022				0.033	0.045
8/3/2022	0.00079 (J)	0.027	0.047	0.035	0.038
8/11/2022					0.044
1/26/2023		0.022	0.048	0.023	
1/27/2023	<0.01				0.039
7/17/2023				0.017	
8/10/2023	0.0014 (J)	0.014	0.05		
8/12/2023				0.016	0.033
2/14/2024					0.028
2/15/2024	<0.01	0.029	0.046		
2/16/2024				0.013	
Mean	0.00652	0.02168	0.0474	0.03063	0.03863
Std. Dev.	0.004357	0.008784	0.003321	0.007346	0.007035
Upper Lim.	0.01	0.02606	0.04906	0.03421	0.04199
Lower Lim.	0.0014	0.0173	0.04575	0.02705	0.03528

ND substitution: RL or RL/2 if <15% NDs.

Confidence Interval

Constituent: Molybdenum (mg/L) Analysis Run 8/5/2024 10:14 AM View: Appendix IV

Plant Hammond Client: Southern Company Data: Hammond AP-1

	HGWC-8	HGWC-9	MW-19	MW-24D	MW-25D
5/20/2016	0.446				
5/23/2016		0.0187			
7/12/2016	0.455	0.0229			
9/1/2016	0.481	0.0239			
10/20/2016	0.472	0.477			
12/6/2016	0.52	0.0236			
1/25/2017	0.478				
1/26/2017		0.0234			
3/21/2017	0.547				
3/22/2017		0.0219			
5/23/2017	0.482	0.0242			
4/3/2018	0.44	0.025			
6/6/2018	0.49	0.027			
10/2/2018	0.47	0.028			
3/12/2019	0.5				
3/13/2019		0.028		<0.01	
3/14/2019			0.057		0.0022 (J)
4/3/2019	0.5	0.03	0.04		<0.01
4/8/2019				0.00027 (J)	
9/24/2019	0.54				
9/26/2019				<0.01	
9/27/2019		0.033	0.063		<0.01
3/3/2020	0.44				<0.01
3/4/2020		0.031	0.032	<0.01	
3/26/2020			0.033		<0.01
3/27/2020	0.42				
3/30/2020				<0.01	
3/31/2020		0.031			
6/16/2020	0.45				
9/16/2020	0.43				
9/17/2020		0.03			
9/18/2020					0.00094 (J)
9/21/2020			0.064	0.00099 (J)	
2/12/2021			0.046		<0.01
2/16/2021	0.46	0.035		0.00096 (J)	
3/15/2021	0.41				
3/16/2021		0.035			<0.01
3/17/2021			0.043	0.001 (J)	
8/17/2021		0.035			
8/18/2021	0.48		0.032		
8/19/2021				0.00087 (J)	<0.01
2/9/2022		0.034	0.011		<0.01
2/10/2022	0.34			0.0008 (J)	
8/3/2022	0.29			0.00095 (J)	
8/4/2022		0.033	0.039		<0.01
1/26/2023		0.021	0.012	0.0012 (J)	<0.01
2/1/2023	0.29				
7/13/2023	0.3				
8/10/2023			0.033		<0.01
8/11/2023		0.03			
8/12/2023	0.34			0.0019 (J)	
2/14/2024	0.18				

ND substitution: RL or RL/2 if <15% NDs.

Confidence Interval

Constituent: Molybdenum (mg/L) Analysis Run 8/5/2024 10:14 AM View: Appendix IV

Plant Hammond Client: Southern Company Data: Hammond AP-1

	HGWC-8	HGWC-9	MW-19	MW-24D	MW-25D
2/15/2024		0.01	<0.01	0.0085 (J)	<0.01
Mean	0.4315	0.04526	0.03643	0.004103	0.008796
Std. Dev.	0.08735	0.09014	0.01827	0.004358	0.003071
Upper Lim.	0.4749	0.033	0.04937	0.01	0.01
Lower Lim.	0.402	0.0236	0.02349	0.00087	0.0022

ND substitution: RL or RL/2 if <15% NDs.

Confidence Interval

Constituent: Molybdenum (mg/L) Analysis Run 8/5/2024 10:14 AM View: Appendix IV

Plant Hammond Client: Southern Company Data: Hammond AP-1

	MW-26D	MW-27D	MW-28D	MW-29	MW-6
3/12/2019			0.013	0.0038 (J)	
3/13/2019	<0.01	<0.01			0.0021 (J)
4/2/2019			0.028	0.0028 (J)	
4/3/2019	0.0083 (J)				0.0021 (J)
4/4/2019		0.0018 (J)			
9/24/2019				0.0021 (J)	
9/26/2019	0.017	0.0042 (J)	0.017		0.0026 (J)
11/25/2019	0.02				
3/2/2020				0.0025 (J)	
3/3/2020					0.0022 (J)
3/4/2020	0.0074 (J)	0.0058 (J)	0.009 (J)		
3/27/2020			0.0068 (J)		0.0026 (J)
3/30/2020				0.0029 (J)	
3/31/2020	0.0093 (J)				
4/2/2020		0.003 (J)			
9/16/2020				0.0021 (J)	
9/17/2020	0.014				
9/18/2020		0.0018 (J)			
9/21/2020			0.018		0.0025 (J)
2/10/2021			0.02		
2/15/2021				0.0029 (J)	
2/16/2021	0.022	0.0019 (J)			0.0025 (J)
3/12/2021		0.0008 (J)			
3/15/2021			0.013	0.0031 (J)	
3/16/2021					0.0023 (J)
3/17/2021	0.023				
8/16/2021				0.0027 (J)	
8/17/2021	0.024	0.0016 (J)			0.0027 (J)
8/18/2021			0.022		
2/9/2022	0.028				0.0026 (J)
2/10/2022		0.0017 (J)	0.0031 (J)	0.0036 (J)	
8/3/2022		0.002 (J)		0.0032 (J)	0.0028 (J)
8/4/2022	0.028		0.011		
1/26/2023	0.028		0.0025 (J)	0.0029 (J)	0.0029 (J)
1/27/2023		0.0014 (J)			
8/10/2023				0.003 (J)	0.0026 (J)
8/11/2023	0.014		0.0011 (J)		
8/12/2023		0.0019 (J)			
2/14/2024			0.0053 (J)	0.002 (J)	0.0025 (J)
2/15/2024	0.025				
2/16/2024		0.0052 (J)			
Mean	0.0182	0.002721	0.01213	0.002829	0.0025
Std. Dev.	0.008078	0.001626	0.0081	0.0005312	0.0002449
Upper Lim.	0.02367	0.003684	0.01787	0.003205	0.002674
Lower Lim.	0.01273	0.00157	0.006391	0.002452	0.002326

ND substitution: RL or RL/2 if <15% NDs.

Confidence Interval

Constituent: Molybdenum (mg/L) Analysis Run 8/5/2024 10:14 AM View: Appendix IV

Plant Hammond Client: Southern Company Data: Hammond AP-1

	MW-7
3/13/2019	<0.01
4/3/2019	<0.01
9/26/2019	0.0033 (J)
3/3/2020	<0.01
3/30/2020	<0.01
9/21/2020	0.0015 (J)
2/15/2021	0.0015 (J)
3/15/2021	0.0015 (J)
8/17/2021	0.003 (J)
2/8/2022	0.0012 (J)
8/4/2022	0.0014 (J)
1/26/2023	<0.01
8/10/2023	0.0022 (J)
2/14/2024	<0.01
Mean	0.0054
Std. Dev.	0.004175
Upper Lim.	0.01
Lower Lim.	0.0014

ND substitution: RL or RL/2 if <15% NDs.

Confidence Interval

Constituent: Selenium (mg/L) Analysis Run 8/5/2024 10:14 AM View: Appendix IV

Plant Hammond Client: Southern Company Data: Hammond AP-1

	HGWC-10	HGWC-11	HGWC-12	HGWC-13	HGWC-8
5/20/2016					<0.005
5/23/2016	<0.005	0.0106	<0.005	<0.005	
7/12/2016	<0.005	0.0057 (J)	<0.005	<0.005	<0.005
9/1/2016	<0.005	0.0057 (J)	<0.005	<0.005	<0.005
10/20/2016					<0.005
10/24/2016	<0.005	0.0021 (J)	<0.005	<0.005	
12/6/2016					0.0024 (J)
12/7/2016	<0.005	0.0015 (J)	0.0011 (J)	<0.005	
1/25/2017					<0.005
1/26/2017	0.0041 (J)	0.0062 (J)	<0.005	<0.005	
3/21/2017					<0.005
3/22/2017	<0.005	0.0263	<0.005	<0.005	
5/23/2017					<0.005
5/24/2017	<0.005	0.0038 (J)	<0.005	<0.005	
4/3/2018					<0.005
4/4/2018	<0.005	0.021	<0.005	<0.005	
6/5/2018	<0.005	0.0062 (J)		<0.005	
6/6/2018			<0.005		<0.005
10/2/2018	0.0023 (J)				<0.005
10/3/2018		0.009 (J)	<0.005		
10/5/2018				<0.005	
3/12/2019					<0.005
3/13/2019	0.0015 (J)	0.023		<0.005	
3/14/2019			<0.005		
4/3/2019	<0.005	0.016	<0.005		<0.005
4/5/2019				0.00018 (J)	
9/24/2019					<0.005
9/26/2019				<0.005	
9/27/2019	<0.005	0.013	<0.005		
3/3/2020	<0.005	0.016	<0.005		<0.005
3/4/2020				<0.005	
3/26/2020			<0.005		
3/27/2020					<0.005
3/30/2020				<0.005	
3/31/2020		0.019			
4/1/2020	0.002 (J)				
9/16/2020	<0.005				<0.005
9/18/2020		0.0042 (J)	<0.005		
9/21/2020				0.0016 (J)	
2/12/2021		0.0079 (J)	<0.005		
2/15/2021	0.0028 (J)				
2/16/2021					<0.005
2/22/2021				<0.005	
3/12/2021	<0.005				
3/15/2021					<0.005
3/16/2021		0.015	<0.005		
3/17/2021				<0.005	
8/17/2021	<0.005				
8/18/2021		0.0033 (J)	<0.005		<0.005
8/19/2021				<0.005	
2/9/2022	0.0031 (J)	0.0035 (J)	<0.005		
2/10/2022				<0.005	<0.005

ND substitution: RL or RL/2 if <15% NDs.

Confidence Interval

Constituent: Selenium (mg/L) Analysis Run 8/5/2024 10:14 AM View: Appendix IV

Plant Hammond Client: Southern Company Data: Hammond AP-1

	HGWC-10	HGWC-11	HGWC-12	HGWC-13	HGWC-8
8/3/2022	0.0017 (J)	0.0057	<0.005	<0.005	<0.005
1/26/2023		0.01	<0.005	<0.005	
1/27/2023	0.0035 (J)				
2/1/2023					<0.005
7/13/2023					<0.005
7/17/2023				<0.005	
8/10/2023	<0.005	0.0089	<0.005		
8/12/2023				<0.005	<0.005
2/14/2024					<0.005
2/15/2024	0.0038 (J)	0.0063	<0.005		
2/16/2024				<0.005	
Mean	0.004192	0.009996	0.004844	0.004684	0.0049
Std. Dev.	0.001226	0.006897	0.00078	0.001135	0.0005099
Upper Lim.	0.005	0.01343	0.005	0.005	0.005
Lower Lim.	0.0035	0.006558	0.0011	0.0016	0.0024

ND substitution: RL or RL/2 if <15% NDs.

Confidence Interval

Constituent: Selenium (mg/L) Analysis Run 8/5/2024 10:14 AM View: Appendix IV

Plant Hammond Client: Southern Company Data: Hammond AP-1

	HGWC-9	MW-19	MW-27D	MW-5	MW-6
5/23/2016	<0.005				
7/12/2016	<0.005				
9/1/2016	<0.005				
10/20/2016	<0.005				
12/6/2016	0.0037 (J)				
1/26/2017	<0.005				
3/22/2017	<0.005				
5/23/2017	<0.005				
4/3/2018	<0.005				
6/6/2018	<0.005				
10/2/2018	<0.005				
3/13/2019	<0.005		<0.005	0.0033 (J)	<0.005
3/14/2019		<0.005			
4/3/2019	<0.005	0.007 (J)		0.0027 (J)	<0.005
4/4/2019			0.00012 (J)		
9/25/2019				0.0021 (J)	
9/26/2019			<0.005		<0.005
9/27/2019	<0.005	0.0013 (J)			
3/2/2020				0.0041 (J)	
3/3/2020					<0.005
3/4/2020	<0.005	0.0044 (J)	<0.005		
3/26/2020		0.0053 (J)		0.0039 (J)	
3/27/2020					<0.005
3/31/2020	<0.005				
4/2/2020			<0.005		
9/17/2020	<0.005			0.0028 (J)	
9/18/2020			<0.005		
9/21/2020		0.0033 (J)			<0.005
2/12/2021		0.0021 (J)			
2/16/2021	<0.005		<0.005	0.0035 (J)	<0.005
3/12/2021			<0.005		
3/16/2021	<0.005			0.0026 (J)	<0.005
3/17/2021		<0.005			
8/17/2021	<0.005		<0.005	0.0017 (J)	<0.005
8/18/2021		0.0026 (J)			
2/9/2022	<0.005	0.0036 (J)		0.0027 (J)	<0.005
2/10/2022			<0.005		
8/3/2022			<0.005	0.0032 (J)	<0.005
8/4/2022	<0.005	0.0022 (J)			
1/26/2023	<0.005	0.0056		0.0045 (J)	<0.005
1/27/2023			<0.005		
8/10/2023		0.0038 (J)		0.002 (J)	<0.005
8/11/2023	<0.005				
8/12/2023			<0.005		
2/14/2024					0.0013 (J)
2/15/2024	<0.005	0.0082		0.0043 (J)	
2/16/2024			<0.005		
Mean	0.004948	0.003886	0.004651	0.0031	0.004736
Std. Dev.	0.00026	0.002003	0.001304	0.0008806	0.0009889
Upper Lim.	0.005	0.005305	0.005	0.003724	0.005
Lower Lim.	0.0037	0.002467	0.00012	0.002476	0.0013

ND substitution: RL or RL/2 if <15% NDs.

Confidence Interval

Constituent: Selenium (mg/L) Analysis Run 8/5/2024 10:14 AM View: Appendix IV

Plant Hammond Client: Southern Company Data: Hammond AP-1

	MW-7
3/13/2019	0.0016 (J)
4/3/2019	<0.005
9/26/2019	0.0014 (J)
3/3/2020	<0.005
3/30/2020	0.0014 (J)
9/21/2020	0.0026 (J)
2/15/2021	<0.005
3/15/2021	0.0021 (J)
8/17/2021	<0.005
2/8/2022	0.0015 (J)
8/4/2022	<0.005
1/26/2023	<0.005
8/10/2023	<0.005
2/14/2024	<0.005
Mean	0.003614
Std. Dev.	0.001687
Upper Lim.	0.005
Lower Lim.	0.0015

ND substitution: RL or RL/2 if <15% NDs.

Confidence Interval

Constituent: Thallium (mg/L) Analysis Run 8/5/2024 10:14 AM View: Appendix IV

Plant Hammond Client: Southern Company Data: Hammond AP-1

	HGWC-11	HGWC-12	HGWC-13	HGWC-8	MW-19
5/20/2016				<0.001	
5/23/2016	<0.001	<0.001	0.000378 (J)		
7/12/2016	8E-05 (J)	0.0002 (J)	0.0004 (J)	7E-05 (J)	
9/1/2016	<0.001	<0.001	0.0004 (J)	<0.001	
10/20/2016				<0.001	
10/24/2016	<0.001	<0.001	0.0005 (J)		
12/6/2016				<0.001	
12/7/2016	<0.001	<0.001	0.0004 (J)		
1/25/2017				<0.001	
1/26/2017	<0.001	<0.001	0.0004 (J)		
3/21/2017				9E-05 (J)	
3/22/2017	<0.001	0.0001 (J)	0.0004 (J)		
5/23/2017				8E-05 (J)	
5/24/2017	8E-05 (J)	9E-05 (J)	0.0003 (J)		
4/3/2018				<0.001	
4/4/2018	<0.001	<0.001	0.00032 (J)		
6/5/2018	<0.001		0.00035 (J)		
6/6/2018		<0.001		<0.001	
10/2/2018				<0.001	
10/3/2018	<0.001	<0.001			
10/5/2018			0.00025 (J)		
3/12/2019				<0.001	
3/13/2019	<0.001		0.00039 (J)		
3/14/2019		<0.001			<0.001
4/3/2019	<0.001	<0.001		<0.001	<0.001
4/5/2019			0.00034 (J)		
9/24/2019				0.00011 (J)	
9/26/2019			0.00039 (J)		
9/27/2019	<0.001	8.8E-05 (J)			0.00027 (J)
3/3/2020	<0.001	6.6E-05 (J)		6.1E-05 (J)	
3/4/2020			0.00056 (J)		0.00026 (J)
3/26/2020		8E-05 (J)			0.00026 (J)
3/27/2020				7.7E-05 (J)	
3/30/2020			0.00048 (J)		
3/31/2020	<0.001				
9/16/2020				<0.001	
9/18/2020	<0.001	<0.001			
9/21/2020			0.00036 (J)		0.0003 (J)
2/12/2021	<0.001	<0.001			0.00019 (J)
2/16/2021				<0.001	
2/22/2021			0.0003 (J)		
3/15/2021				<0.001	
3/16/2021	<0.001	<0.001			
3/17/2021			0.00037 (J)		0.00026 (J)
8/18/2021	<0.001	<0.001		<0.001	0.00023 (J)
8/19/2021			0.0002 (J)		
2/9/2022	<0.001	<0.001			<0.001
2/10/2022			<0.001	<0.001	
8/3/2022	<0.001	<0.001	<0.001	0.00018 (J)	
8/4/2022					0.00026 (J)
1/26/2023	<0.001	<0.001	0.00031 (J)		<0.001
2/1/2023				<0.001	

ND substitution: RL or RL/2 if <15% NDs.

Confidence Interval

Constituent: Thallium (mg/L) Analysis Run 8/5/2024 10:14 AM View: Appendix IV

Plant Hammond Client: Southern Company Data: Hammond AP-1

	HGWC-11	HGWC-12	HGWC-13	HGWC-8	MW-19
7/13/2023				0.00026 (J)	
7/17/2023			0.0003 (J)		
8/10/2023	<0.001	<0.001			<0.001
8/12/2023			0.00028 (J)	<0.001	
2/14/2024				<0.001	
2/15/2024	<0.001	<0.001			<0.001
2/16/2024			<0.001		
Mean	0.0009264	0.000785	0.0003799	0.000728	0.0005736
Std. Dev.	0.0002547	0.0003912	8.768E-05	0.0004177	0.000384
Upper Lim.	0.001	0.001	0.0004227	0.001	0.001
Lower Lim.	8E-05	0.0002	0.0003372	0.00018	0.00023

ND substitution: RL or RL/2 if <15% NDs.

Confidence Interval

Constituent: Thallium (mg/L) Analysis Run 8/5/2024 10:14 AM View: Appendix IV

Plant Hammond Client: Southern Company Data: Hammond AP-1

	MW-28D	MW-29	MW-6
3/12/2019	<0.001	<0.001	
3/13/2019			<0.001
4/2/2019	<0.001	<0.001	
4/3/2019			<0.001
9/24/2019		6.4E-05 (J)	
9/26/2019	<0.001		<0.001
3/2/2020		<0.001	
3/3/2020			8.2E-05 (J)
3/4/2020	9.2E-05 (J)		
3/27/2020	<0.001		<0.001
3/30/2020		<0.001	
9/16/2020		<0.001	
9/21/2020	<0.001		<0.001
2/10/2021	<0.001		
2/15/2021		<0.001	
2/16/2021			<0.001
3/15/2021	<0.001	<0.001	
3/16/2021			<0.001
8/16/2021		<0.001	
8/17/2021			<0.001
8/18/2021	<0.001		
2/9/2022			<0.001
2/10/2022	<0.001	<0.001	
8/3/2022		<0.001	<0.001
8/4/2022	<0.001		
1/26/2023	<0.001	<0.001	<0.001
8/10/2023		<0.001	<0.001
8/11/2023	<0.001		
2/14/2024	<0.001	<0.001	<0.001
Mean	0.0009351	0.0009331	0.0009344
Std. Dev.	0.0002427	0.0002502	0.0002453
Upper Lim.	0.001	0.001	0.001
Lower Lim.	9.2E-05	6.4E-05	8.2E-05

ND substitution: RL or RL/2 if <15% NDs.

FIGURE I.

Appendix IV Trend Tests - Significant Results

Plant Hammond Client: Southern Company Data: Hammond AP-1 Printed 8/5/2024, 10:17 AM

Constituent	Well	Slope	Calc.	Critical	Sig.	N	%NDs	Normality	Alpha	Method
Arsenic (mg/L)	**HGWC-13**	**0.02047**	**147**	**90**	**Yes**	**26**	**0**	**n/a**	**0.05**	**NP**
Molybdenum (mg/L)	**HGWA-43D (bg)**	**-0.0009202**	**-41**	**-30**	**Yes**	**12**	**0**	**n/a**	**0.05**	**NP**
Molybdenum (mg/L)	**HGWC-8**	**-0.02309**	**-163**	**-96**	**Yes**	**27**	**0**	**n/a**	**0.05**	**NP**

Appendix IV Trend Tests - All Results

Plant Hammond Client: Southern Company Data: Hammond AP-1 Printed 8/5/2024, 10:17 AM

Constituent	Well	Slope	Calc.	Critical	Sig.	N	%NDs	Normality	Alpha	Method
Arsenic (mg/L)	HGWA-1 (bg)	0	-5	-85	No	25	88	n/a	0.05	NP
Arsenic (mg/L)	HGWA-2 (bg)	0	52	85	No	25	64	n/a	0.05	NP
Arsenic (mg/L)	HGWA-3 (bg)	0	40	85	No	25	64	n/a	0.05	NP
Arsenic (mg/L)	HGWA-43D (bg)	0	0	30	No	12	41.67	n/a	0.05	NP
Arsenic (mg/L)	HGWA-44D (bg)	0	-16	-30	No	12	66.67	n/a	0.05	NP
Arsenic (mg/L)	**HGWC-13**	**0.02047**	**147**	**90**	**Yes**	**26**	**0**	**n/a**	**0.05**	**NP**
Molybdenum (mg/L)	HGWA-1 (bg)	0	0	90	No	26	100	n/a	0.05	NP
Molybdenum (mg/L)	HGWA-2 (bg)	0	0	85	No	25	100	n/a	0.05	NP
Molybdenum (mg/L)	HGWA-3 (bg)	0	0	90	No	26	100	n/a	0.05	NP
Molybdenum (mg/L)	**HGWA-43D (bg)**	**-0.0009202**	**-41**	**-30**	**Yes**	**12**	**0**	**n/a**	**0.05**	**NP**
Molybdenum (mg/L)	HGWA-44D (bg)	0	2	30	No	12	0	n/a	0.05	NP
Molybdenum (mg/L)	**HGWC-8**	**-0.02309**	**-163**	**-96**	**Yes**	**27**	**0**	**n/a**	**0.05**	**NP**

Sanitas™ v.10.0.20 Software licensed to Groundwater Stats Consulting. UG
Hollow symbols indicate censored values.

Sen's Slope Estimator

HGWA-1 (bg)

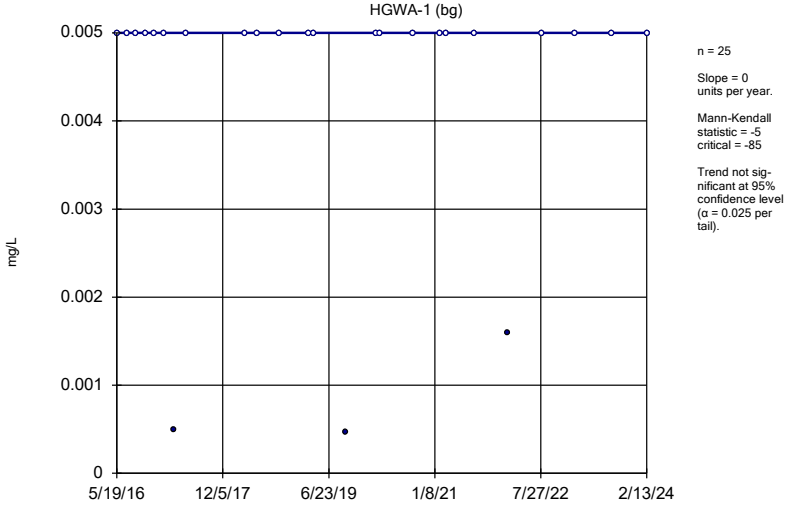

n = 25

Slope = 0 units per year.

Mann-Kendall statistic = -5 critical = -85

Trend not significant at 95% confidence level (α = 0.025 per tail).

Constituent: Arsenic Analysis Run 8/5/2024 10:15 AM View: Appendix IV - Trend Tests
Plant Hammond Client: Southern Company Data: Hammond AP-1

Sanitas™ v.10.0.20 Software licensed to Groundwater Stats Consulting. UG
Hollow symbols indicate censored values.

Sen's Slope Estimator

HGWA-2 (bg)

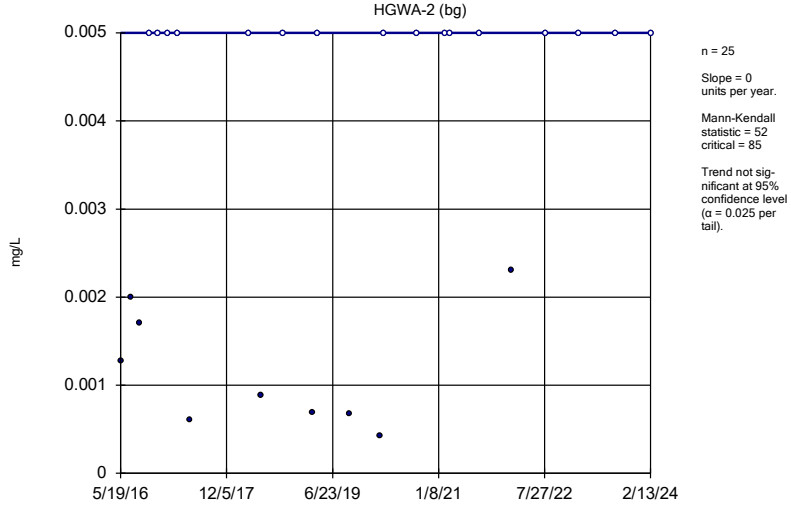

n = 25

Slope = 0 units per year.

Mann-Kendall statistic = 52 critical = 85

Trend not significant at 95% confidence level (α = 0.025 per tail).

Constituent: Arsenic Analysis Run 8/5/2024 10:15 AM View: Appendix IV - Trend Tests
Plant Hammond Client: Southern Company Data: Hammond AP-1

Sanitas™ v.10.0.20 Software licensed to Groundwater Stats Consulting. UG
Hollow symbols indicate censored values.

Sen's Slope Estimator

HGWA-3 (bg)

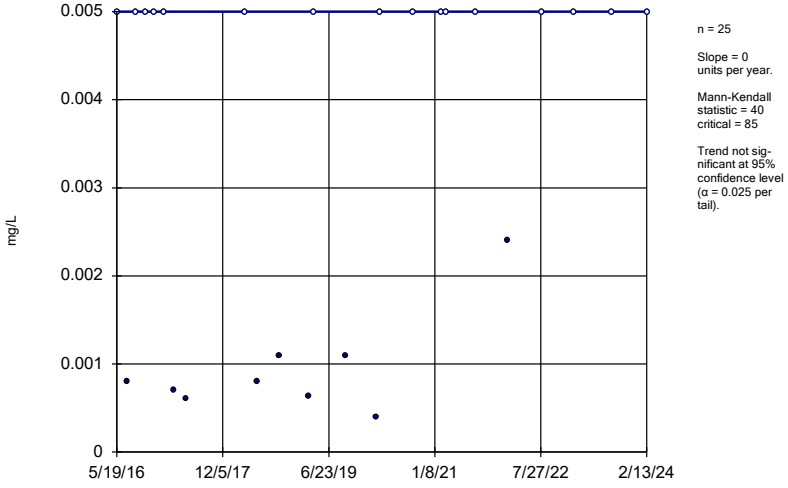

n = 25

Slope = 0 units per year.

Mann-Kendall statistic = 40 critical = 85

Trend not significant at 95% confidence level (α = 0.025 per tail).

Constituent: Arsenic Analysis Run 8/5/2024 10:15 AM View: Appendix IV - Trend Tests
Plant Hammond Client: Southern Company Data: Hammond AP-1

Sanitas™ v.10.0.20 Software licensed to Groundwater Stats Consulting. UG
Hollow symbols indicate censored values.

Sen's Slope Estimator

HGWA-43D (bg)

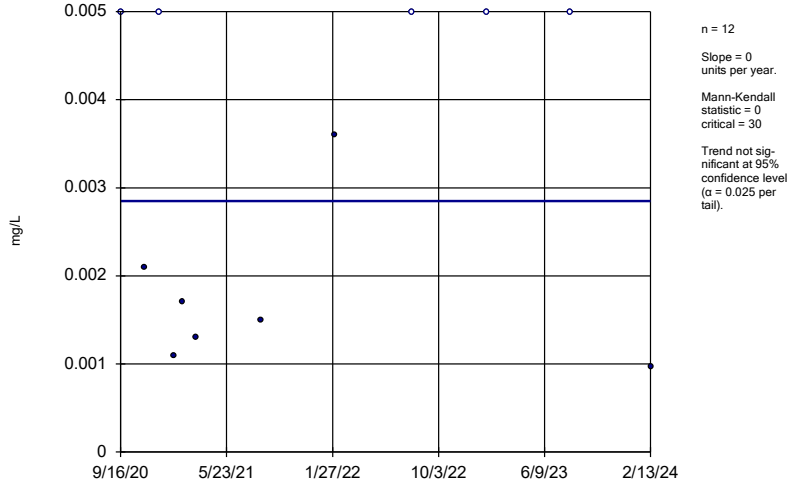

n = 12

Slope = 0 units per year.

Mann-Kendall statistic = 0 critical = 30

Trend not significant at 95% confidence level (α = 0.025 per tail).

Constituent: Arsenic Analysis Run 8/5/2024 10:15 AM View: Appendix IV - Trend Tests
Plant Hammond Client: Southern Company Data: Hammond AP-1

Sanitas™ v.10.0.20 Software licensed to Groundwater Stats Consulting. UG
Hollow symbols indicate censored values.

Sen's Slope Estimator

HGWA-44D (bg)

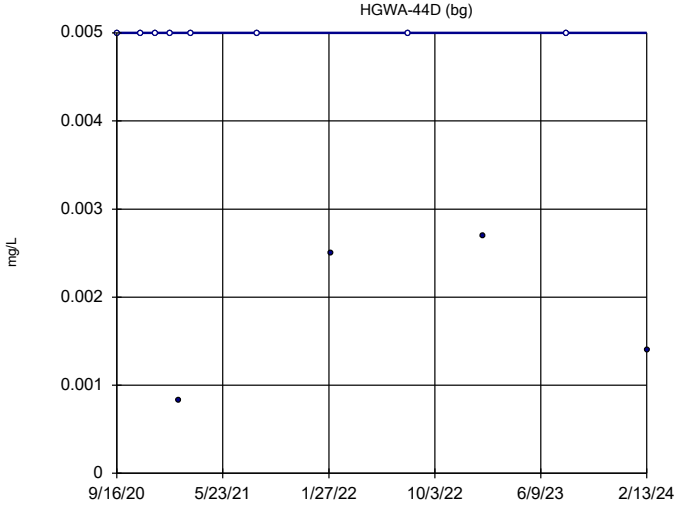

n = 12

Slope = 0 units per year.

Mann-Kendall statistic = -16 critical = -30

Trend not significant at 95% confidence level (α = 0.025 per tail).

Constituent: Arsenic Analysis Run 8/5/2024 10:15 AM View: Appendix IV - Trend Tests
Plant Hammond Client: Southern Company Data: Hammond AP-1

Sanitas™ v.10.0.20 Software licensed to Groundwater Stats Consulting. UG

Sen's Slope Estimator

HGWC-13

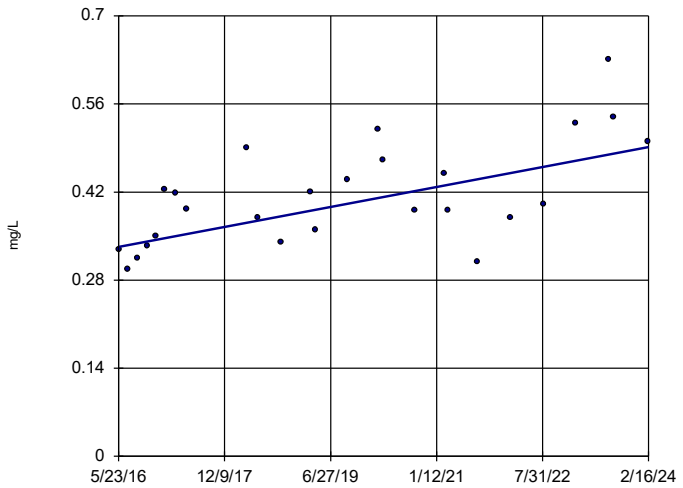

n = 26

Slope = 0.02047 units per year.

Mann-Kendall statistic = 147 critical = 90

Increasing trend significant at 95% confidence level (α = 0.025 per tail).

Constituent: Arsenic Analysis Run 8/5/2024 10:15 AM View: Appendix IV - Trend Tests
Plant Hammond Client: Southern Company Data: Hammond AP-1

Sanitas™ v.10.0.20 Software licensed to Groundwater Stats Consulting. UG
Hollow symbols indicate censored values.

Sen's Slope Estimator

HGWA-1 (bg)

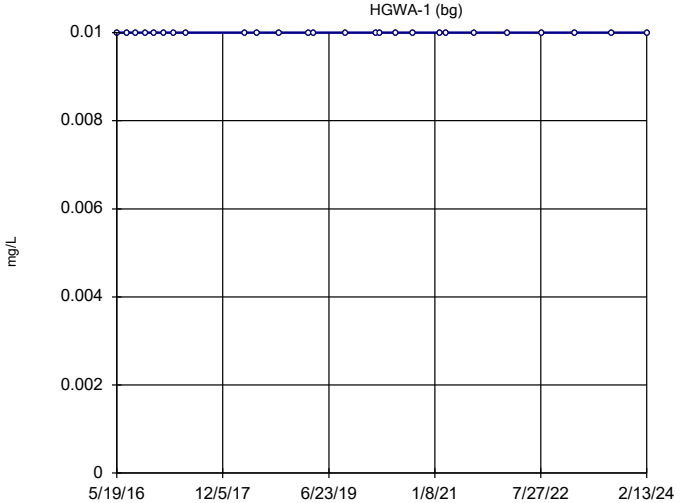

n = 26

Slope = 0 units per year.

Mann-Kendall statistic = 0 critical = 90

Trend not significant at 95% confidence level (α = 0.025 per tail).

Constituent: Molybdenum Analysis Run 8/5/2024 10:15 AM View: Appendix IV - Trend Tests
Plant Hammond Client: Southern Company Data: Hammond AP-1

Sanitas™ v.10.0.20 Software licensed to Groundwater Stats Consulting. UG
Hollow symbols indicate censored values.

Sen's Slope Estimator

HGWA-2 (bg)

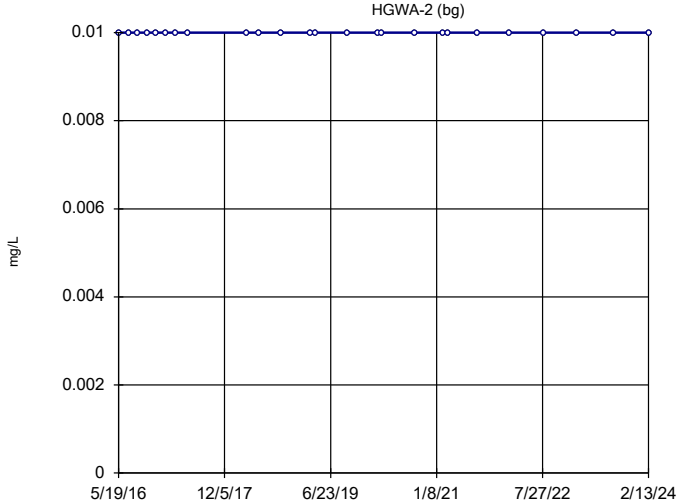

n = 25

Slope = 0 units per year.

Mann-Kendall statistic = 0 critical = 85

Trend not significant at 95% confidence level (α = 0.025 per tail).

Constituent: Molybdenum Analysis Run 8/5/2024 10:15 AM View: Appendix IV - Trend Tests
Plant Hammond Client: Southern Company Data: Hammond AP-1

Sanitas™ v.10.0.20 Software licensed to Groundwater Stats Consulting. UG
Hollow symbols indicate censored values.

Sen's Slope Estimator

HGWA-3 (bg)

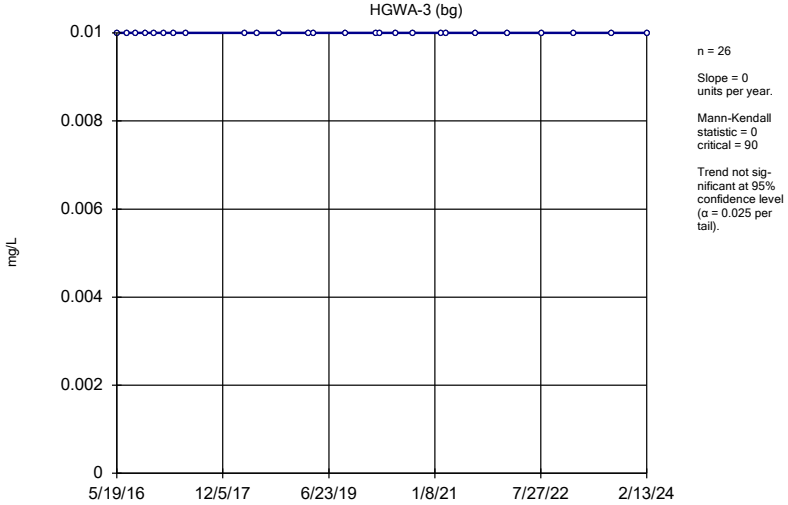

n = 26

Slope = 0 units per year.

Mann-Kendall statistic = 0 critical = 90

Trend not significant at 95% confidence level (α = 0.025 per tail).

Constituent: Molybdenum Analysis Run 8/5/2024 10:15 AM View: Appendix IV - Trend Tests
Plant Hammond Client: Southern Company Data: Hammond AP-1

Sanitas™ v.10.0.20 Software licensed to Groundwater Stats Consulting. UG

Sen's Slope Estimator

HGWA-43D (bg)

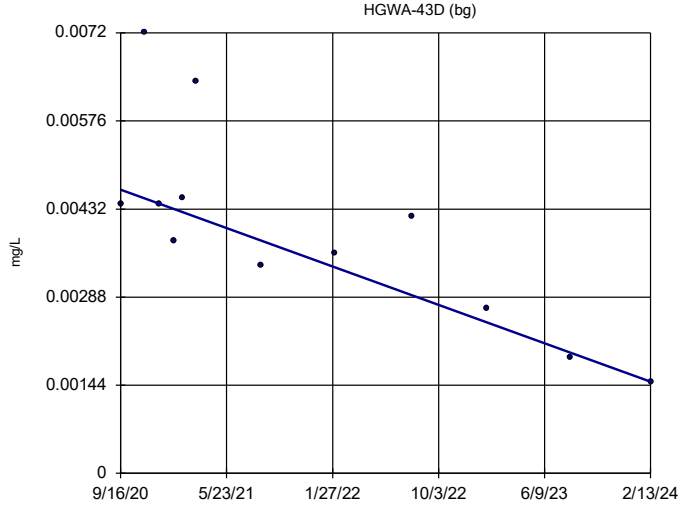

n = 12

Slope = -0.0009202 units per year.

Mann-Kendall statistic = -41 critical = -30

Decreasing trend significant at 95% confidence level (α = 0.025 per tail).

Constituent: Molybdenum Analysis Run 8/5/2024 10:15 AM View: Appendix IV - Trend Tests
Plant Hammond Client: Southern Company Data: Hammond AP-1

Sanitas™ v.10.0.20 Software licensed to Groundwater Stats Consulting. UG

Sen's Slope Estimator

HGWA-44D (bg)

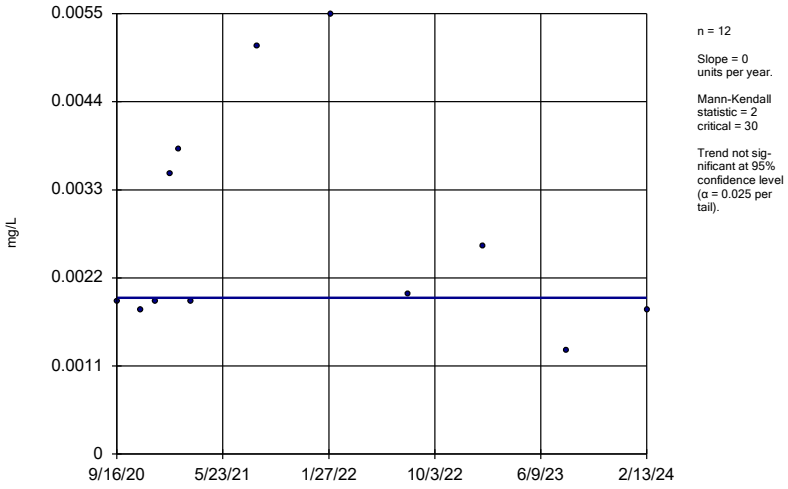

n = 12

Slope = 0 units per year.

Mann-Kendall statistic = 2 critical = 30

Trend not significant at 95% confidence level (α = 0.025 per tail).

Constituent: Molybdenum Analysis Run 8/5/2024 10:15 AM View: Appendix IV - Trend Tests
Plant Hammond Client: Southern Company Data: Hammond AP-1

Sanitas™ v.10.0.20 Software licensed to Groundwater Stats Consulting. UG

Sen's Slope Estimator

HGWC-8

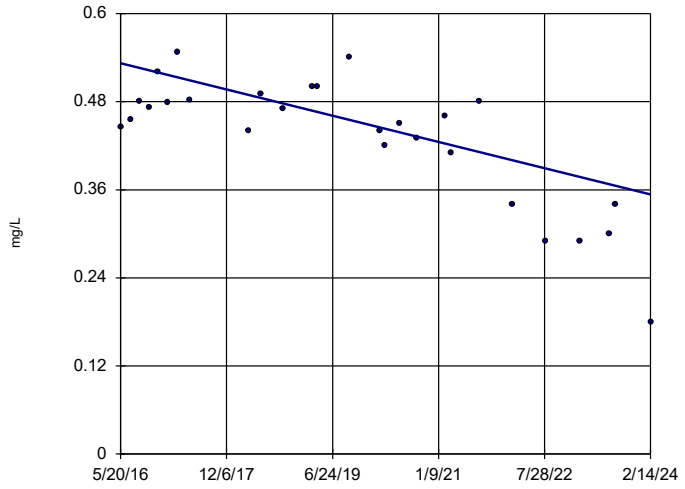

n = 27

Slope = -0.02309 units per year.

Mann-Kendall statistic = -163 critical = -96

Decreasing trend significant at 95% confidence level (α = 0.025 per tail).

Constituent: Molybdenum Analysis Run 8/5/2024 10:15 AM View: Appendix IV - Trend Tests
Plant Hammond Client: Southern Company Data: Hammond AP-1

APPENDIX E

Pilot Study Documentation

December 2023

LABORATORY ANALYTICAL RESULTS

Pace Analytical Services, LLC
9800 Kincey Ave. Suite 100
Huntersville, NC 28078
(704)875-9092

December 21, 2023

Kristen Jurinko
Southern Company
241 Ralph McGill Blvd NE
Bin 10160
Atlanta, GA 30308

RE: Project: Hammond AP-1
Pace Project No.: 92703044

Dear Kristen Jurinko:

Enclosed are the analytical results for sample(s) received by the laboratory on December 11, 2023. The results relate only to the samples included in this report. Results reported herein conform to the applicable TNI/NELAC Standards and the laboratory's Quality Manual, where applicable, unless otherwise noted in the body of the report.

The test results provided in this final report were generated by each of the following laboratories within the Pace Network:

- Pace Analytical Services - Asheville
- Pace Analytical Services - Peachtree Corners, GA

If you have any questions concerning this report, please feel free to contact me.

Sincerely,

Bonnie Vang

Bonnie Vang
bonnie.vang@pacelabs.com
704-977-0968
Project Manager

Enclosures

cc: Kip Gray, Geosyntec
Christine Hug, Geosyntec Consultants, Inc.
Thomas Kessler, Geosyntec Consultants
Whitney Law, Geosyntec Consultants
Laura Midkiff, Southern Company
Caroline Nelson, Geosyntec
Anthony Szwast, Geosyntec Consultants

This report shall not be reproduced, except in full,
without the written consent of Pace Analytical Services, LLC.

Pace Analytical Services, LLC
9800 Kincey Ave. Suite 100
Huntersville, NC 28078
(704)875-9092

CERTIFICATIONS

Project: Hammond AP-1
Pace Project No.: 92703044

Pace Analytical Services Asheville
2225 Riverside Drive, Asheville, NC 28804
Florida/NELAP Certification #: E87648
North Carolina Drinking Water Certification #: 37712
North Carolina Wastewater Certification #: 40
South Carolina Laboratory ID: 99030
South Carolina Certification #: 99030001
Virginia/VELAP Certification #: 460222

Pace Analytical Services Peachtree Corners
110 Technology Pkwy, Peachtree Corners, GA 30092
Florida DOH Certification #: E87315
Georgia DW Inorganics Certification #: 812
North Carolina Certification #: 381
South Carolina Certification #: 98011001
Virginia Certification #: 460204

REPORT OF LABORATORY ANALYSIS

This report shall not be reproduced, except in full,
without the written consent of Pace Analytical Services, LLC.

Pace Analytical Services, LLC
9800 Kincey Ave. Suite 100
Huntersville, NC 28078
(704)875-9092

SAMPLE SUMMARY

Project: Hammond AP-1
Pace Project No.: 92703044

Lab ID	Sample ID	Matrix	Date Collected	Date Received
92703044001	**HAM-PT-07**	Water	12/08/23 15:06	12/11/23 14:20
92703044002	**HAM-PT-08**	Water	12/08/23 14:31	12/11/23 14:20

This report shall not be reproduced, except in full,
without the written consent of Pace Analytical Services, LLC.

Pace Analytical Services, LLC
9800 Kincey Ave. Suite 100
Huntersville, NC 28078
(704)875-9092

SAMPLE ANALYTE COUNT

Project: Hammond AP-1
Pace Project No.: 92703044

Lab ID	Sample ID	Method	Analysts	Analytes Reported
92703044001	**HAM-PT-07**	EPA 6020B	MT1	2
		EPA 300.0 Rev 2.1 1993	CDC	1
92703044002	**HAM-PT-08**	EPA 6020B	MT1	2
		EPA 300.0 Rev 2.1 1993	CDC	1

PASI-A = Pace Analytical Services - Asheville
PASI-GA = Pace Analytical Services - Peachtree Corners, GA

REPORT OF LABORATORY ANALYSIS

This report shall not be reproduced, except in full,
without the written consent of Pace Analytical Services, LLC.

Pace Analytical Services, LLC
9800 Kincey Ave. Suite 100
Huntersville, NC 28078
(704)875-9092

SUMMARY OF DETECTION

Project: Hammond AP-1
Pace Project No.: 92703044

Lab Sample ID / Method	Client Sample ID / Parameters	Result	Units	Report Limit	Analyzed	Qualifiers
92703044001	**HAM-PT-07**					
EPA 6020B	Arsenic	0.18	mg/L	0.010	12/19/23 21:34	
EPA 6020B	Iron	28.4	mg/L	1.0	12/20/23 13:51	
EPA 300.0 Rev 2.1 1993	Sulfate	179	mg/L	4.0	12/13/23 13:57	
92703044002	**HAM-PT-08**					
EPA 6020B	Arsenic	0.39	mg/L	0.010	12/19/23 21:38	
EPA 6020B	Iron	37.9	mg/L	1.0	12/20/23 13:55	
EPA 300.0 Rev 2.1 1993	Sulfate	217	mg/L	5.0	12/13/23 14:12	

REPORT OF LABORATORY ANALYSIS

This report shall not be reproduced, except in full,
without the written consent of Pace Analytical Services, LLC.

Pace Analytical Services, LLC
9800 Kincey Ave. Suite 100
Huntersville, NC 28078
(704)875-9092

ANALYTICAL RESULTS

Project: Hammond AP-1
Pace Project No.: 92703044

Sample: HAM-PT-07 **Lab ID: 92703044001** Collected: 12/08/23 15:06 Received: 12/11/23 14:20 Matrix: Water

Parameters	Results	Units	Report Limit	MDL	DF	Prepared	Analyzed	CAS No.	Qual
6020 MET ICPMS	Analytical Method: EPA 6020B Preparation Method: EPA 3005A Pace Analytical Services - Peachtree Corners, GA								
Arsenic	**0.18**	mg/L	0.010	0.00084	1	12/19/23 09:47	12/19/23 21:34	7440-38-2	
Iron	**28.4**	mg/L	1.0	0.19	25	12/19/23 09:47	12/20/23 13:51	7439-89-6	
300.0 IC Anions 28 Days	Analytical Method: EPA 300.0 Rev 2.1 1993 Pace Analytical Services - Asheville								
Sulfate	**179**	mg/L	4.0	2.0	4		12/13/23 13:57	14808-79-8	

REPORT OF LABORATORY ANALYSIS

This report shall not be reproduced, except in full,
without the written consent of Pace Analytical Services, LLC.

Pace Analytical Services, LLC
9800 Kincey Ave. Suite 100
Huntersville, NC 28078
(704)875-9092

ANALYTICAL RESULTS

Project: Hammond AP-1
Pace Project No.: 92703044

Sample: HAM-PT-08 **Lab ID: 92703044002** Collected: 12/08/23 14:31 Received: 12/11/23 14:20 Matrix: Water

Parameters	Results	Units	Report Limit	MDL	DF	Prepared	Analyzed	CAS No.	Qual
6020 MET ICPMS	Analytical Method: EPA 6020B Preparation Method: EPA 3005A Pace Analytical Services - Peachtree Corners, GA								
Arsenic	**0.39**	mg/L	0.010	0.00084	1	12/19/23 09:47	12/19/23 21:38	7440-38-2	
Iron	**37.9**	mg/L	1.0	0.19	25	12/19/23 09:47	12/20/23 13:55	7439-89-6	
300.0 IC Anions 28 Days	Analytical Method: EPA 300.0 Rev 2.1 1993 Pace Analytical Services - Asheville								
Sulfate	**217**	mg/L	5.0	2.5	5		12/13/23 14:12	14808-79-8	

REPORT OF LABORATORY ANALYSIS

This report shall not be reproduced, except in full,
without the written consent of Pace Analytical Services, LLC.

Pace Analytical Services, LLC
9800 Kincey Ave. Suite 100
Huntersville, NC 28078
(704)875-9092

QUALITY CONTROL DATA

Project: Hammond AP-1
Pace Project No.: 92703044

QC Batch: 820367
QC Batch Method: EPA 3005A
Analysis Method: EPA 6020B
Analysis Description: 6020 MET
Laboratory: Pace Analytical Services - Peachtree Corners, GA
Associated Lab Samples: 92703044001, 92703044002

METHOD BLANK: 4246342 Matrix: Water
Associated Lab Samples: 92703044001, 92703044002

Parameter	Units	Blank Result	Reporting Limit	MDL	Analyzed	Qualifiers
Arsenic	mg/L	ND	0.010	0.00084	12/19/23 21:27	
Iron	mg/L	ND	0.040	0.0075	12/19/23 21:27	

LABORATORY CONTROL SAMPLE: 4246343

Parameter	Units	Spike Conc.	LCS Result	LCS % Rec	% Rec Limits	Qualifiers
Arsenic	mg/L	0.1	0.097	97	80-120	
Iron	mg/L	1	0.99	99	80-120	

MATRIX SPIKE & MATRIX SPIKE DUPLICATE: 4246344 4246345

Parameter	Units	92704380001 Result	MS Spike Conc.	MSD Spike Conc.	MS Result	MSD Result	MS % Rec	MSD % Rec	% Rec Limits	RPD	Max RPD	Qual
Arsenic	mg/L	0.19	0.1	0.1	0.28	0.28	94	87	75-125	3	20	
Iron	mg/L	8.2	1	1	9.0	8.5	81	34	75-125	5	20	M1

Results presented on this page are in the units indicated by the "Units" column except where an alternate unit is presented to the right of the result.

REPORT OF LABORATORY ANALYSIS

This report shall not be reproduced, except in full,
without the written consent of Pace Analytical Services, LLC.

Pace Analytical Services, LLC
9800 Kincey Ave. Suite 100
Huntersville, NC 28078
(704)875-9092

QUALITY CONTROL DATA

Project: Hammond AP-1
Pace Project No.: 92703044

QC Batch: 818940
QC Batch Method: EPA 300.0 Rev 2.1 1993
Analysis Method: EPA 300.0 Rev 2.1 1993
Analysis Description: 300.0 IC Anions
Laboratory: Pace Analytical Services - Asheville
Associated Lab Samples: 92703044001, 92703044002

METHOD BLANK: 4238899 Matrix: Water
Associated Lab Samples: 92703044001, 92703044002

Parameter	Units	Blank Result	Reporting Limit	MDL	Analyzed	Qualifiers
Sulfate	mg/L	ND	1.0	0.50	12/13/23 01:44	

LABORATORY CONTROL SAMPLE: 4238900

Parameter	Units	Spike Conc.	LCS Result	LCS % Rec	% Rec Limits	Qualifiers
Sulfate	mg/L	50	53.5	107	90-110	

MATRIX SPIKE & MATRIX SPIKE DUPLICATE: 4238901 4238902

Parameter	Units	92702894018 Result	MS Spike Conc.	MSD Spike Conc.	MS Result	MSD Result	MS % Rec	MSD % Rec	% Rec Limits	RPD	Max RPD	Qual
Sulfate	mg/L	1040	50	50	1090	1070	85	64	90-110	1	10	M1

MATRIX SPIKE & MATRIX SPIKE DUPLICATE: 4238903 4238904

Parameter	Units	92702749001 Result	MS Spike Conc.	MSD Spike Conc.	MS Result	MSD Result	MS % Rec	MSD % Rec	% Rec Limits	RPD	Max RPD	Qual
Sulfate	mg/L	83.2	50	50	206	131	245	95	90-110	44	10	M1,R1

Results presented on this page are in the units indicated by the "Units" column except where an alternate unit is presented to the right of the result.

REPORT OF LABORATORY ANALYSIS

This report shall not be reproduced, except in full,
without the written consent of Pace Analytical Services, LLC.

Pace Analytical Services, LLC
9800 Kincey Ave. Suite 100
Huntersville, NC 28078
(704)875-9092

QUALIFIERS

Project: Hammond AP-1
Pace Project No.: 92703044

DEFINITIONS

DF - Dilution Factor, if reported, represents the factor applied to the reported data due to dilution of the sample aliquot.

ND - Not Detected at or above adjusted reporting limit.

TNTC - Too Numerous To Count

J - Estimated concentration above the adjusted method detection limit and below the adjusted reporting limit.

MDL - Adjusted Method Detection Limit.

PQL - Practical Quantitation Limit.

RL - Reporting Limit - The lowest concentration value that meets project requirements for quantitative data with known precision and bias for a specific analyte in a specific matrix.

S - Surrogate

1,2-Diphenylhydrazine decomposes to and cannot be separated from Azobenzene using Method 8270. The result for each analyte is a combined concentration.

Consistent with EPA guidelines, unrounded data are displayed and have been used to calculate % recovery and RPD values.

LCS(D) - Laboratory Control Sample (Duplicate)

MS(D) - Matrix Spike (Duplicate)

DUP - Sample Duplicate

RPD - Relative Percent Difference

NC - Not Calculable.

SG - Silica Gel - Clean-Up

U - Indicates the compound was analyzed for, but not detected.

Acid preservation may not be appropriate for 2 Chloroethylvinyl ether.

A separate vial preserved to a pH of 4-5 is recommended in SW846 Chapter 4 for the analysis of Acrolein and Acrylonitrile by EPA Method 8260.

N-Nitrosodiphenylamine decomposes and cannot be separated from Diphenylamine using Method 8270. The result reported for each analyte is a combined concentration.

Reported results are not rounded until the final step prior to reporting. Therefore, calculated parameters that are typically reported as "Total" may vary slightly from the sum of the reported component parameters.

Pace Analytical is TNI accredited. Contact your Pace PM for the current list of accredited analytes.

TNI - The NELAC Institute.

ANALYTE QUALIFIERS

M1	Matrix spike recovery exceeded QC limits. Batch accepted based on laboratory control sample (LCS) recovery.
R1	RPD value was outside control limits.

This report shall not be reproduced, except in full,
without the written consent of Pace Analytical Services, LLC.

Pace Analytical Services, LLC
9800 Kincey Ave. Suite 100
Huntersville, NC 28078
(704)875-9092

QUALITY CONTROL DATA CROSS REFERENCE TABLE

Project: Hammond AP-1
Pace Project No.: 92703044

Lab ID	Sample ID	QC Batch Method	QC Batch	Analytical Method	Analytical Batch
92703044001	**HAM-PT-07**	EPA 3005A	820367	EPA 6020B	820566
92703044002	**HAM-PT-08**	EPA 3005A	820367	EPA 6020B	820566
92703044001	**HAM-PT-07**	EPA 300.0 Rev 2.1 1993	818940		
92703044002	**HAM-PT-08**	EPA 300.0 Rev 2.1 1993	818940		

This report shall not be reproduced, except in full,
without the written consent of Pace Analytical Services, LLC.

Pace® Location Requested (City/State):
Pace Analytical Charlotte
9800 Kincey Ave. Suite 100, Huntersville, NC 28078

CHAIN-OF-CUSTODY Analytical Request Document

Chain-of-Custody is a LEGAL DOCUMENT - Complete all relevant fields

LAB USE ONLY- Affix Workorder/Login Label Here

Scan QR Code for instructions

Company Name:	Georgia Power- Hammond	Contact/Report To:	Kristen Jurinko
Street Address:	241 Ralph McGill Blvd NE, Atlanta, GA 30308	Phone #:	470-217-0008
		E-Mail:	knjurink@southernco.com
		Cc E-Mail:	
Customer Project #:		Invoice To:	Account Payable
Project Name:	~~RWeek-O Hammond AP1~~ @ 12-11-2023 Hammond AP-1	Invoice E-Mail:	georgiapowerinvoices@southernco.com
Site Collection Info/Facility ID (as applicable):		Purchase Order # (if applicable):	GPC82474-0001
		Quote #:	
Time Zone Collected: [ ] AK [ ] PT [ ] MT [ ] CT [ ] ET		County / State origin of sample(s):	Georgia

Data Deliverables:
[ ] Level II [ ] Level III [ ] Level IV
[ ] EQUIS
[ ] Other_____

Regulatory Program (DW, RCRA, etc.) as applicable:

Rush (Pre-approval required):
[ ] 2 Day [ ] 3 day [ ] 5 day [ ] Other_____

Date Results Requested:

DW PWSID # or WW Permit # as applicable:

Field Filtered (if applicable): [ ] Yes [ ] No
Analysis:

Specify Container Size **: 3 | 3

Identify Container Preservative Type***: 1 | 2

**Container Size: (1) 1L, (2) 500mL, (3) 250mL, (4) 125mL, (5) 100mL, (6) 40mL vial, (7) EnCore, (8) TerraCore, (9) Other

*** Preservative Types: (1) None, (2) HNO3, (3) H2SO4, (4) HCl, (5) NaOH, (6) Zn Acetate, (7) NaHSO4, (8) Sod. Thiosulfate, (9) Ascorbic Acid, (10) MeOH, (11) Other

Lab Use Only
Proj. Mgr: Bonnie Vang
AcctNum / Client ID:
Table #:
Profile / Template: 16483
Prelog / Bottle Ord. ID: EZ 3028052

* Matrix Codes (Insert in Matrix box below): Drinking Water (DW), Ground Water (GW), Waste Water (WW), Product (P), Soil/Solid (SS), Oil (OL), Wipe (WP), Tissue (TS), Bioassay (B), Vapor (V), Other (OT), Surface Water (SW), Sediment (SED), Sludge (SL), Caulk

Customer Sample ID	Matrix *	Comp / Grab	Collected (or Composite Start) Date	Collected (or Composite Start) Time	Composite End Date	Composite End Time	Res. CL2	Number & Type of Containers Plastic	Number & Type of Containers Glass	300.0-SO4	300.0-SO4	Metals	Metals- B, Mo, Fe	Metals- B, As, Fe @ 12-11-2023						Sample Comment	Preservation non-conformance identified for sample
HAM-PT-07	WG	G	12/8/2023	1506	@ 12-11-2023		N	2	0		X			X							
HAM-PT-08	WG	G	12/8/2023	1431			N	2	0		X			X							
~~HAM-PT-09~~	WT									X			X								
HAM-PT-10	WT									X			X								
Extra 1	WT										X	X									
Extra 2	WT				@ 12-11-2023						X	X									
Extra 3	WT										X	X									
Extra 4	WT										X	X									
Extra 5	WT										X	X									

Customer Remarks / Special Conditions / Possible Hazards:
Task Code: HAM-CCR-CA-20231208

Collected By:
Printed Name: Anthony Szwast
Signature: Anthony Szwast

Additional Instructions from Pace®:

# Coolers:	Thermometer ID:	Correction Factor (°C):	Obs. Temp. (°C)	Corrected Temp. (°C)

Relinquished by/Company: (Signature)	Date/Time:	Received by/Company: (Signature)	Date/Time:
Anthony Szwast / Geo-yhkee	12/11/2023 1215	Glen Williams / Pace	12/11/23 1215
Glen Williams / Pace	12/11/2023 1420	[signature]	12/11/23 1420

Tracking Number:

Delivered by: [ ] In- Person [ ] Courier
[ ] FedEX [ ] UPS [ ] Other

Page: 1 of 1

Submitting a sample via this chain of custody constitutes acknowledgment and acceptance of the Pace® Terms and Conditions found at https://www.pacelabs.com/resource-library/resource/pace-terms-and-conditions/

ENV-FRM-CORQ-0019_v01_082123

DC#_Title: ENV-FRM-HUN1-0083 v03_Sample Condition Upon Receipt

Effective Date: 11/29/2023

Laboratory receiving samples:

Asheville ☐ Eden ☐ Greenwood ☐ Huntersville ☐ Raleigh ☐ Mechanicsville ☐ Atlanta ☑ Kernersville ☐

Sample Condition Upon Receipt

Client Name: Ga Power Hemmird

Project #:

Courier: ☐ Fed Ex ☐ UPS ☐ USPS ☐ Client ☐ Commercial ☑ Pace ☐ Other:

Custody Seal Present? ☑ Yes ☐ No **Seals Intact?** ☑ Yes ☐ No ☐ N/A

Date/Initials Person Examining Contents: 12-11-23 JCC

Packing Material: ☑ Bubble Wrap ☐ Bubble Bags ☐ None ☐ Other

Biological Tissue Frozen? ☐ Yes ☐ No ☑ N/A

Thermometer: ☑ IR Gun ID: 230

Type of Ice: ☑ Wet ☐ Blue ☐ None

Cooler Temp: 1.2 **Correction Factor:** Add/Subtract (°C) 0.0

Temp should be above freezing to 6°C

☐ Samples out of temp criteria. Samples on ice, cooling process has begun

Cooler Temp Corrected (°C): 1.2

USDA Regulated Soil (☐ N/A, water sample)

Did samples originate in a quarantine zone within the United States: CA, NY, or SC (check maps)? ☐ Yes ☐ No

Did samples originate from a foreign source (internationally, including Hawaii and Puerto Rico)? ☐ Yes ☐ No

				Comments/Discrepancy:
Chain of Custody Present?	☑ Yes	☐ No	☐ N/A	1.
Samples Arrived within Hold Time?	☑ Yes	☐ No	☐ N/A	2.
Short Hold Time Analysis (<72 hr.)?	☐ Yes	☑ No	☐ N/A	3.
Rush Turn Around Time Requested?	☐ Yes	☑ No	☐ N/A	4.
Sufficient Volume?	☑ Yes	☐ No	☐ N/A	5.
Correct Containers Used?	☑ Yes	☐ No	☐ N/A	6.
-Pace Containers Used?	☑ Yes	☐ No	☐ N/A	
Containers Intact?	☑ Yes	☐ No	☐ N/A	7.
Dissolved analysis: Samples Field Filtered?	☐ Yes	☐ No	☑ N/A	8.
Sample Labels Match COC?	☑ Yes	☐ No	☐ N/A	9.
-Includes Date/Time/ID/Analysis Matrix: W				
Headspace in VOA Vials (>5-6mm)?	☐ Yes	☐ No	☑ N/A	10.
Trip Blank Present?	☐ Yes	☐ No	☑ N/A	11.
Trip Blank Custody Seals Present?	☐ Yes	☐ No	☑ N/A	

COMMENTS/SAMPLE DISCREPANCY

Field Data Required? ☐ Yes ☐ No

Lot ID of split containers:

CLIENT NOTIFICATION/RESOLUTION

Person contacted: Date/Time:

Project Manager SCURF Review: **Date:**

Project Manager SRF Review: **Date:**

***Check mark top half of box if pH and/or dechlorination is verified and within the acceptance range for preservation samples.**

Exceptions: VOA, Coliform, TOC, Oil and Grease, DRO/8015 (water) DOC, LLHg

****Bottom half of box is to list number of bottles**

*****Check all unpreserved Nitrates for chlorine**

Project #

Item#	BP4U-125 mL Plastic Unpreserved (N/A) (Cl-)	BP3U-250 mL Plastic Unpreserved (N/A)	BP2U-500 mL Plastic Unpreserved (N/A)	BP1U-1 liter Plastic Unpreserved (N/A)	BP4S-125 mL Plastic H2SO4 (pH < 2) (Cl-)	BP3N-250 mL plastic HNO3 (pH < 2)	BP4Z-125 mL Plastic ZN Acetate & NaOH (>9)	BP4B-125 mL Plastic NaOH (pH > 12) (Cl-)	WGFU-Wide-mouthed Glass jar Unpreserved	AG1U-1 liter Amber Unpreserved (N/A) (Cl-)	AG1H-1 liter Amber HCl (pH < 2)	AG3U-250 mL Amber Unpreserved (N/A) (Cl-)	AG1S-1 liter Amber H2SO4 (pH < 2)	AG3S-250 mL Amber H2SO4 (pH < 2)	DG94-40 mL Amber NH4Cl (N/A)(Cl-)	DG9H-40 mL VOA HCl (N/A)	VG9T-40 mL VOA Na2S2O3 (N/A)	VG9U-40 mL VOA Unpreserved (N/A)	DG9V-40 mL VOA H3PO4 (N/A)	KP7U-50 mL Plastic Unpreserved (N/A)	V/GK (3 vials per kit)-VPH/Gas kit (N/A)	SP5T-125 mL Sterile Plastic (N/A – lab)	SP2T-250 mL Sterile Plastic (N/A – lab)		BP3R-250 mL Plastic (NH2)2SO4 (9.3-9.7)	AG0U-100 mL Amber Unpreserved (N/A) (Cl-)	VSGU-20 mL Scintillation vials (N/A)	DG9U-40 mL Amber Unpreserved vials (N/A)
1																													
2																													
3																													
4																													
5																													
6																													
7																													
8																													
9																													
10																													
11																													
12																													

pH Adjustment Log for Preserved Samples

Sample ID	Type of Preservative	pH upon receipt	Date preservation adjusted	Time preservation adjusted	Amount of Preservative added	Lot #

Note: Whenever there is a discrepancy affecting North Carolina compliance samples, a copy of this form will be sent to the North Carolina DEHNR Certification Office (i.e. out of hold, incorrect preservative, out of temp, incorrect containers)

Pace Analytical Services, LLC
9800 Kincey Ave. Suite 100
Huntersville, NC 28078
(704)875-9092

January 05, 2024

Kristen Jurinko
Southern Company
241 Ralph McGill Blvd NE
Bin 10160
Atlanta, GA 30308

RE: Project: Hammond AP-1
Pace Project No.: 92704380

Dear Kristen Jurinko:

Enclosed are the analytical results for sample(s) received by the laboratory on December 15, 2023. The results relate only to the samples included in this report. Results reported herein conform to the applicable TNI/NELAC Standards and the laboratory's Quality Manual, where applicable, unless otherwise noted in the body of the report.

The test results provided in this final report were generated by each of the following laboratories within the Pace Network:

- Pace Analytical Services - Asheville
- Pace Analytical Services - Peachtree Corners, GA

If you have any questions concerning this report, please feel free to contact me.

Sincerely,

Sarah Graham for
Bonnie Vang
bonnie.vang@pacelabs.com
704-977-0968
Project Manager

Enclosures

cc: Kip Gray, Geosyntec
Christine Hug, Geosyntec Consultants, Inc.
Thomas Kessler, Geosyntec Consultants
Whitney Law, Geosyntec Consultants
Laura Midkiff, Southern Company
Caroline Nelson, Geosyntec
Anthony Szwast, Geosyntec Consultants

This report shall not be reproduced, except in full,
without the written consent of Pace Analytical Services, LLC.

Pace Analytical Services, LLC
9800 Kincey Ave. Suite 100
Huntersville, NC 28078
(704)875-9092

CERTIFICATIONS

Project: Hammond AP-1
Pace Project No.: 92704380

Pace Analytical Services Asheville
2225 Riverside Drive, Asheville, NC 28804
Florida/NELAP Certification #: E87648
North Carolina Drinking Water Certification #: 37712
North Carolina Wastewater Certification #: 40
South Carolina Laboratory ID: 99030
South Carolina Certification #: 99030001
Virginia/VELAP Certification #: 460222

Pace Analytical Services Peachtree Corners
110 Technology Pkwy, Peachtree Corners, GA 30092
Florida DOH Certification #: E87315
Georgia DW Inorganics Certification #: 812
North Carolina Certification #: 381
South Carolina Certification #: 98011001
Virginia Certification #: 460204

REPORT OF LABORATORY ANALYSIS

This report shall not be reproduced, except in full,
without the written consent of Pace Analytical Services, LLC.

Pace Analytical Services, LLC
9800 Kincey Ave. Suite 100
Huntersville, NC 28078
(704)875-9092

SAMPLE SUMMARY

Project: Hammond AP-1
Pace Project No.: 92704380

Lab ID	Sample ID	Matrix	Date Collected	Date Received
92704380001	**HAM-PT-07**	Water	12/14/23 11:47	12/15/23 09:40
92704380002	**HAM-PT-08**	Water	12/14/23 10:08	12/15/23 09:40
92704380003	**HAM-PT-09**	Water	12/14/23 12:53	12/15/23 09:40
92704380004	**HAM-PT-10**	Water	12/14/23 10:55	12/15/23 09:40
92704380005	**HAM-AP-1-EB-01**	Water	12/14/23 13:20	12/15/23 09:40
92704380006	**HAM-AP-1-FB-01**	Water	12/14/23 13:05	12/15/23 09:40
92704380007	**HAM-AP-1-FD-01**	Water	12/14/23 00:00	12/15/23 09:40

This report shall not be reproduced, except in full,
without the written consent of Pace Analytical Services, LLC.

Pace Analytical Services, LLC
9800 Kincey Ave. Suite 100
Huntersville, NC 28078
(704)875-9092

SAMPLE ANALYTE COUNT

Project: Hammond AP-1
Pace Project No.: 92704380

Lab ID	Sample ID	Method	Analysts	Analytes Reported
92704380001	**HAM-PT-07**	EPA 6010D	DRB	6
		EPA 6020B	MT1	13
		EPA 7470A	VB	1
		SM 2320B-2011	SMS	3
		SM 2540C-2015	JAY	1
		SM 4500-S2D-2011	JP1	1
		EPA 300.0 Rev 2.1 1993	CDC	3
92704380002	**HAM-PT-08**	EPA 6010D	DRB	6
		EPA 6020B	MT1	13
		EPA 7470A	VB	1
		SM 2320B-2011	SMS	3
		SM 2540C-2015	JAY	1
		SM 4500-S2D-2011	JP1	1
		EPA 300.0 Rev 2.1 1993	CDC	3
92704380003	**HAM-PT-09**	EPA 6010D	DRB	6
		EPA 6020B	MT1	13
		EPA 7470A	VB	1
		SM 2320B-2011	SMS	3
		SM 2540C-2015	JAY	1
		SM 4500-S2D-2011	JP1	1
		EPA 300.0 Rev 2.1 1993	CDC	3
92704380004	**HAM-PT-10**	EPA 6010D	DRB	6
		EPA 6020B	MT1	13
		EPA 7470A	VB	1
		SM 2320B-2011	SMS	3
		SM 2540C-2015	JAY	1
		SM 4500-S2D-2011	JP1	1
		EPA 300.0 Rev 2.1 1993	CDC	3
92704380005	**HAM-AP-1-EB-01**	EPA 6010D	DRB	6
		EPA 6020B	MT1	13
		EPA 7470A	VB	1
		SM 2320B-2011	SMS	3
		SM 2540C-2015	JAY	1
		SM 4500-S2D-2011	JP1	1
		EPA 300.0 Rev 2.1 1993	CDC	3
92704380006	**HAM-AP-1-FB-01**	EPA 6010D	DRB	6
		EPA 6020B	MT1	13

REPORT OF LABORATORY ANALYSIS

This report shall not be reproduced, except in full,
without the written consent of Pace Analytical Services, LLC.

Pace Analytical Services, LLC
9800 Kincey Ave. Suite 100
Huntersville, NC 28078
(704)875-9092

SAMPLE ANALYTE COUNT

Project: Hammond AP-1
Pace Project No.: 92704380

Lab ID	Sample ID	Method	Analysts	Analytes Reported
		EPA 7470A	VB	1
		SM 2320B-2011	SMS	3
		SM 2540C-2015	JAY	1
		SM 4500-S2D-2011	JP1	1
		EPA 300.0 Rev 2.1 1993	CDC	3
92704380007	**HAM-AP-1-FD-01**	EPA 6010D	DRB	6
		EPA 6020B	MT1	13
		EPA 7470A	VB	1
		SM 2320B-2011	SMS	3
		SM 2540C-2015	JAY	1
		SM 4500-S2D-2011	JP1	1
		EPA 300.0 Rev 2.1 1993	CDC	3

PASI-A = Pace Analytical Services - Asheville
PASI-GA = Pace Analytical Services - Peachtree Corners, GA

This report shall not be reproduced, except in full,
without the written consent of Pace Analytical Services, LLC.

Pace Analytical Services, LLC
9800 Kincey Ave. Suite 100
Huntersville, NC 28078
(704)875-9092

SUMMARY OF DETECTION

Project: Hammond AP-1
Pace Project No.: 92704380

Lab Sample ID / Method	Client Sample ID / Parameters	Result	Units	Report Limit	Analyzed	Qualifiers
92704380001	**HAM-PT-07**					
EPA 6010D	Iron	10.5	mg/L	0.040	01/03/24 20:41	
EPA 6010D	Manganese	3.3	mg/L	0.040	01/03/24 20:41	
EPA 6010D	Potassium	6.2	mg/L	0.50	01/03/24 20:41	
EPA 6010D	Sodium	7.4	mg/L	1.0	01/03/24 20:41	
EPA 6010D	Calcium	116	mg/L	1.0	01/03/24 20:41	
EPA 6010D	Magnesium	35.6	mg/L	0.050	01/03/24 20:41	
EPA 6020B	Arsenic	0.19	mg/L	0.010	12/19/23 21:42	
EPA 6020B	Barium	0.065	mg/L	0.0050	12/19/23 21:42	
EPA 6020B	Beryllium	0.000097J	mg/L	0.00050	12/19/23 21:42	
EPA 6020B	Boron	1.0	mg/L	0.040	12/19/23 21:42	
EPA 6020B	Cobalt	0.025	mg/L	0.0050	12/19/23 21:42	
EPA 6020B	Lithium	0.061	mg/L	0.030	12/19/23 21:42	
EPA 6020B	Molybdenum	0.012	mg/L	0.010	12/19/23 21:42	
SM 2320B-2011	Alkalinity,Bicarbonate (CaCO3)	132	mg/L	5.0	12/22/23 18:16	
SM 2320B-2011	Alkalinity, Total as CaCO3	132	mg/L	5.0	12/22/23 18:16	
SM 2540C-2015	Total Dissolved Solids	596	mg/L	50.0	12/20/23 09:13	
EPA 300.0 Rev 2.1 1993	Chloride	19.4	mg/L	1.0	12/19/23 20:58	
EPA 300.0 Rev 2.1 1993	Fluoride	0.38	mg/L	0.10	12/19/23 20:58	
EPA 300.0 Rev 2.1 1993	Sulfate	279	mg/L	6.0	12/20/23 08:39	
92704380002	**HAM-PT-08**					
EPA 6010D	Iron	5.0	mg/L	0.040	01/03/24 20:46	M1
EPA 6010D	Manganese	2.9	mg/L	0.040	01/03/24 20:46	
EPA 6010D	Potassium	5.2	mg/L	0.50	01/03/24 20:46	M1
EPA 6010D	Sodium	6.4	mg/L	1.0	01/03/24 20:46	M1
EPA 6010D	Calcium	108	mg/L	1.0	01/03/24 20:46	M1
EPA 6010D	Magnesium	12.8	mg/L	0.050	01/03/24 20:46	M1
EPA 6020B	Arsenic	0.22	mg/L	0.010	12/19/23 21:57	
EPA 6020B	Barium	0.040	mg/L	0.0050	12/19/23 21:57	
EPA 6020B	Boron	1.0	mg/L	0.040	12/19/23 21:57	
EPA 6020B	Cobalt	0.026	mg/L	0.0050	12/19/23 21:57	
EPA 6020B	Lithium	0.017J	mg/L	0.030	12/19/23 21:57	
EPA 6020B	Molybdenum	0.031	mg/L	0.010	12/19/23 21:57	
SM 2320B-2011	Alkalinity,Bicarbonate (CaCO3)	141	mg/L	5.0	12/23/23 13:56	
SM 2320B-2011	Alkalinity, Total as CaCO3	141	mg/L	5.0	12/23/23 13:56	
SM 2540C-2015	Total Dissolved Solids	471	mg/L	25.0	12/20/23 09:13	
EPA 300.0 Rev 2.1 1993	Chloride	18.0	mg/L	1.0	12/19/23 21:12	
EPA 300.0 Rev 2.1 1993	Fluoride	0.28	mg/L	0.10	12/19/23 21:12	
EPA 300.0 Rev 2.1 1993	Sulfate	193	mg/L	4.0	12/20/23 08:53	
92704380003	**HAM-PT-09**					
EPA 6010D	Iron	0.061	mg/L	0.040	01/03/24 21:05	
EPA 6010D	Manganese	0.014J	mg/L	0.040	01/03/24 21:05	
EPA 6010D	Potassium	1.6	mg/L	0.50	01/03/24 21:05	
EPA 6010D	Sodium	2.2	mg/L	1.0	01/03/24 21:05	
EPA 6010D	Calcium	13.3	mg/L	1.0	01/03/24 21:05	
EPA 6010D	Magnesium	27.7	mg/L	0.050	01/03/24 21:05	
EPA 6020B	Barium	0.010	mg/L	0.0050	12/19/23 22:00	

REPORT OF LABORATORY ANALYSIS

This report shall not be reproduced, except in full,
without the written consent of Pace Analytical Services, LLC.

Pace Analytical Services, LLC
9800 Kincey Ave. Suite 100
Huntersville, NC 28078
(704)875-9092

SUMMARY OF DETECTION

Project: Hammond AP-1
Pace Project No.: 92704380

Lab Sample ID / Method	Client Sample ID / Parameters	Result	Units	Report Limit	Analyzed	Qualifiers
92704380003	**HAM-PT-09**					
EPA 6020B	Boron	0.19	mg/L	0.040	12/19/23 22:00	
EPA 6020B	Cadmium	0.00013J	mg/L	0.00050	12/19/23 22:00	
EPA 6020B	Molybdenum	0.55	mg/L	0.010	12/19/23 22:00	
SM 2320B-2011	Alkalinity,Bicarbonate (CaCO3)	14.7	mg/L	5.0	12/23/23 14:04	
SM 2320B-2011	Alkalinity,Carbonate (CaCO3)	103	mg/L	5.0	12/23/23 14:04	
SM 2320B-2011	Alkalinity, Total as CaCO3	118	mg/L	5.0	12/23/23 14:04	
SM 2540C-2015	Total Dissolved Solids	136	mg/L	25.0	12/20/23 09:14	
EPA 300.0 Rev 2.1 1993	Chloride	7.4	mg/L	1.0	12/19/23 21:27	
EPA 300.0 Rev 2.1 1993	Fluoride	0.43	mg/L	0.10	12/19/23 21:27	
EPA 300.0 Rev 2.1 1993	Sulfate	24.9	mg/L	1.0	12/19/23 21:27	
92704380004	**HAM-PT-10**					
EPA 6010D	Iron	0.71	mg/L	0.040	01/03/24 21:10	
EPA 6010D	Manganese	0.59	mg/L	0.040	01/03/24 21:10	
EPA 6010D	Potassium	7.5	mg/L	0.50	01/03/24 21:10	
EPA 6010D	Sodium	8.9	mg/L	1.0	01/03/24 21:10	
EPA 6010D	Calcium	137	mg/L	1.0	01/03/24 21:10	
EPA 6010D	Magnesium	18.9	mg/L	0.050	01/03/24 21:10	
EPA 6020B	Barium	0.063	mg/L	0.0050	12/19/23 22:11	
EPA 6020B	Boron	1.6	mg/L	0.040	12/19/23 22:11	
EPA 6020B	Cobalt	0.0027J	mg/L	0.0050	12/19/23 22:11	
EPA 6020B	Lithium	0.0026J	mg/L	0.030	12/19/23 22:11	
EPA 6020B	Molybdenum	0.21	mg/L	0.010	12/19/23 22:11	
SM 2320B-2011	Alkalinity,Bicarbonate (CaCO3)	141	mg/L	5.0	12/26/23 13:15	
SM 2320B-2011	Alkalinity, Total as CaCO3	141	mg/L	5.0	12/26/23 13:15	
SM 2540C-2015	Total Dissolved Solids	569	mg/L	25.0	12/20/23 09:14	
EPA 300.0 Rev 2.1 1993	Chloride	46.9	mg/L	1.0	12/19/23 21:41	
EPA 300.0 Rev 2.1 1993	Fluoride	0.33	mg/L	0.10	12/19/23 21:41	
EPA 300.0 Rev 2.1 1993	Sulfate	206	mg/L	5.0	12/20/23 09:07	
92704380005	**HAM-AP-1-EB-01**					
EPA 6020B	Boron	0.012J	mg/L	0.040	12/19/23 22:15	
92704380007	**HAM-AP-1-FD-01**					
EPA 6010D	Iron	0.72	mg/L	0.040	01/03/24 21:39	
EPA 6010D	Manganese	0.57	mg/L	0.040	01/03/24 21:39	
EPA 6010D	Potassium	7.2	mg/L	0.50	01/03/24 21:39	
EPA 6010D	Sodium	8.7	mg/L	1.0	01/03/24 21:39	
EPA 6010D	Calcium	133	mg/L	1.0	01/03/24 21:39	
EPA 6010D	Magnesium	18.4	mg/L	0.050	01/03/24 21:39	
EPA 6020B	Barium	0.061	mg/L	0.0050	12/19/23 22:23	
EPA 6020B	Boron	1.6	mg/L	0.040	12/19/23 22:23	
EPA 6020B	Cobalt	0.0026J	mg/L	0.0050	12/19/23 22:23	
EPA 6020B	Lithium	0.0025J	mg/L	0.030	12/19/23 22:23	
EPA 6020B	Molybdenum	0.21	mg/L	0.010	12/19/23 22:23	
SM 2320B-2011	Alkalinity,Bicarbonate (CaCO3)	142	mg/L	5.0	12/26/23 13:44	
SM 2320B-2011	Alkalinity, Total as CaCO3	142	mg/L	5.0	12/26/23 13:44	
SM 2540C-2015	Total Dissolved Solids	564	mg/L	25.0	12/20/23 09:14	
EPA 300.0 Rev 2.1 1993	Chloride	47.2	mg/L	1.0	12/19/23 21:56	M1

REPORT OF LABORATORY ANALYSIS

This report shall not be reproduced, except in full,
without the written consent of Pace Analytical Services, LLC.

Pace Analytical Services, LLC
9800 Kincey Ave. Suite 100
Huntersville, NC 28078
(704)875-9092

SUMMARY OF DETECTION

Project: Hammond AP-1
Pace Project No.: 92704380

Lab Sample ID / Method	Client Sample ID / Parameters	Result	Units	Report Limit	Analyzed	Qualifiers
92704380007	**HAM-AP-1-FD-01**					
EPA 300.0 Rev 2.1 1993	Fluoride	0.33	mg/L	0.10	12/19/23 21:56	
EPA 300.0 Rev 2.1 1993	Sulfate	208	mg/L	5.0	12/20/23 09:21	M1

REPORT OF LABORATORY ANALYSIS

This report shall not be reproduced, except in full,
without the written consent of Pace Analytical Services, LLC.

Pace Analytical Services, LLC
9800 Kincey Ave. Suite 100
Huntersville, NC 28078
(704)875-9092

ANALYTICAL RESULTS

Project: Hammond AP-1
Pace Project No.: 92704380

Sample: HAM-PT-07 **Lab ID: 92704380001** Collected: 12/14/23 11:47 Received: 12/15/23 09:40 Matrix: Water

Parameters	Results	Units	Report Limit	MDL	DF	Prepared	Analyzed	CAS No.	Qual
6010D ATL ICP	Analytical Method: EPA 6010D Preparation Method: EPA 3010A Pace Analytical Services - Peachtree Corners, GA								
Iron	**10.5**	mg/L	0.040	0.025	1	12/29/23 12:33	01/03/24 20:41	7439-89-6	
Manganese	**3.3**	mg/L	0.040	0.011	1	12/29/23 12:33	01/03/24 20:41	7439-96-5	
Potassium	**6.2**	mg/L	0.50	0.15	1	12/29/23 12:33	01/03/24 20:41	7440-09-7	
Sodium	**7.4**	mg/L	1.0	0.58	1	12/29/23 12:33	01/03/24 20:41	7440-23-5	
Calcium	**116**	mg/L	1.0	0.12	1	12/29/23 12:33	01/03/24 20:41	7440-70-2	
Magnesium	**35.6**	mg/L	0.050	0.012	1	12/29/23 12:33	01/03/24 20:41	7439-95-4	
6020 MET ICPMS	Analytical Method: EPA 6020B Preparation Method: EPA 3005A Pace Analytical Services - Peachtree Corners, GA								
Antimony	ND	mg/L	0.0030	0.00054	1	12/19/23 09:47	12/19/23 21:42	7440-36-0	
Arsenic	**0.19**	mg/L	0.010	0.00084	1	12/19/23 09:47	12/19/23 21:42	7440-38-2	
Barium	**0.065**	mg/L	0.0050	0.00047	1	12/19/23 09:47	12/19/23 21:42	7440-39-3	
Beryllium	**0.000097J**	mg/L	0.00050	0.000094	1	12/19/23 09:47	12/19/23 21:42	7440-41-7	
Boron	**1.0**	mg/L	0.040	0.012	1	12/19/23 09:47	12/19/23 21:42	7440-42-8	
Cadmium	ND	mg/L	0.00050	0.00010	1	12/19/23 09:47	12/19/23 21:42	7440-43-9	
Chromium	ND	mg/L	0.0050	0.0019	1	12/19/23 09:47	12/19/23 21:42	7440-47-3	
Cobalt	**0.025**	mg/L	0.0050	0.00032	1	12/19/23 09:47	12/19/23 21:42	7440-48-4	
Lead	ND	mg/L	0.0010	0.00016	1	12/19/23 09:47	12/19/23 21:42	7439-92-1	
Lithium	**0.061**	mg/L	0.030	0.0016	1	12/19/23 09:47	12/19/23 21:42	7439-93-2	
Molybdenum	**0.012**	mg/L	0.010	0.00062	1	12/19/23 09:47	12/19/23 21:42	7439-98-7	
Selenium	ND	mg/L	0.0050	0.00096	1	12/19/23 09:47	12/19/23 21:42	7782-49-2	
Thallium	ND	mg/L	0.0010	0.00038	1	12/19/23 09:47	12/19/23 21:42	7440-28-0	
7470 Mercury	Analytical Method: EPA 7470A Preparation Method: EPA 7470A Pace Analytical Services - Peachtree Corners, GA								
Mercury	ND	mg/L	0.00020	0.00013	1	01/02/24 10:00	01/02/24 12:38	7439-97-6	
2320B Alkalinity	Analytical Method: SM 2320B-2011 Pace Analytical Services - Asheville								
Alkalinity,Bicarbonate (CaCO3)	**132**	mg/L	5.0	5.0	1		12/22/23 18:16		
Alkalinity,Carbonate (CaCO3)	ND	mg/L	5.0	5.0	1		12/22/23 18:16		
Alkalinity, Total as CaCO3	**132**	mg/L	5.0	5.0	1		12/22/23 18:16		
2540C Total Dissolved Solids	Analytical Method: SM 2540C-2015 Pace Analytical Services - Asheville								
Total Dissolved Solids	**596**	mg/L	50.0	50.0	1		12/20/23 09:13		
4500S2D Sulfide Water	Analytical Method: SM 4500-S2D-2011 Pace Analytical Services - Asheville								
Sulfide	ND	mg/L	0.10	0.022	1		12/19/23 02:30	18496-25-8	
300.0 IC Anions 28 Days	Analytical Method: EPA 300.0 Rev 2.1 1993 Pace Analytical Services - Asheville								
Chloride	**19.4**	mg/L	1.0	0.60	1		12/19/23 20:58	16887-00-6	

REPORT OF LABORATORY ANALYSIS

This report shall not be reproduced, except in full,
without the written consent of Pace Analytical Services, LLC.

Pace Analytical Services, LLC
9800 Kincey Ave. Suite 100
Huntersville, NC 28078
(704)875-9092

ANALYTICAL RESULTS

Project: Hammond AP-1
Pace Project No.: 92704380

Sample: HAM-PT-07 **Lab ID: 92704380001** Collected: 12/14/23 11:47 Received: 12/15/23 09:40 Matrix: Water

Parameters	Results	Units	Report Limit	MDL	DF	Prepared	Analyzed	CAS No.	Qual
300.0 IC Anions 28 Days	Analytical Method: EPA 300.0 Rev 2.1 1993 Pace Analytical Services - Asheville								
Fluoride	**0.38**	mg/L	0.10	0.050	1		12/19/23 20:58	16984-48-8	
Sulfate	**279**	mg/L	6.0	3.0	6		12/20/23 08:39	14808-79-8	

REPORT OF LABORATORY ANALYSIS

This report shall not be reproduced, except in full,
without the written consent of Pace Analytical Services, LLC.

Pace Analytical Services, LLC
9800 Kincey Ave. Suite 100
Huntersville, NC 28078
(704)875-9092

ANALYTICAL RESULTS

Project: Hammond AP-1
Pace Project No.: 92704380

Sample: HAM-PT-08 **Lab ID: 92704380002** Collected: 12/14/23 10:08 Received: 12/15/23 09:40 Matrix: Water

Parameters	Results	Units	Report Limit	MDL	DF	Prepared	Analyzed	CAS No.	Qual
6010D ATL ICP	Analytical Method: EPA 6010D Preparation Method: EPA 3010A Pace Analytical Services - Peachtree Corners, GA								
Iron	**5.0**	mg/L	0.040	0.025	1	12/29/23 12:33	01/03/24 20:46	7439-89-6	M1
Manganese	**2.9**	mg/L	0.040	0.011	1	12/29/23 12:33	01/03/24 20:46	7439-96-5	
Potassium	**5.2**	mg/L	0.50	0.15	1	12/29/23 12:33	01/03/24 20:46	7440-09-7	M1
Sodium	**6.4**	mg/L	1.0	0.58	1	12/29/23 12:33	01/03/24 20:46	7440-23-5	M1
Calcium	**108**	mg/L	1.0	0.12	1	12/29/23 12:33	01/03/24 20:46	7440-70-2	M1
Magnesium	**12.8**	mg/L	0.050	0.012	1	12/29/23 12:33	01/03/24 20:46	7439-95-4	M1
6020 MET ICPMS	Analytical Method: EPA 6020B Preparation Method: EPA 3005A Pace Analytical Services - Peachtree Corners, GA								
Antimony	ND	mg/L	0.0030	0.00054	1	12/19/23 09:47	12/19/23 21:57	7440-36-0	
Arsenic	**0.22**	mg/L	0.010	0.00084	1	12/19/23 09:47	12/19/23 21:57	7440-38-2	
Barium	**0.040**	mg/L	0.0050	0.00047	1	12/19/23 09:47	12/19/23 21:57	7440-39-3	
Beryllium	ND	mg/L	0.00050	0.000094	1	12/19/23 09:47	12/19/23 21:57	7440-41-7	
Boron	**1.0**	mg/L	0.040	0.012	1	12/19/23 09:47	12/19/23 21:57	7440-42-8	
Cadmium	ND	mg/L	0.00050	0.00010	1	12/19/23 09:47	12/19/23 21:57	7440-43-9	
Chromium	ND	mg/L	0.0050	0.0019	1	12/19/23 09:47	12/19/23 21:57	7440-47-3	
Cobalt	**0.026**	mg/L	0.0050	0.00032	1	12/19/23 09:47	12/19/23 21:57	7440-48-4	
Lead	ND	mg/L	0.0010	0.00016	1	12/19/23 09:47	12/19/23 21:57	7439-92-1	
Lithium	**0.017J**	mg/L	0.030	0.0016	1	12/19/23 09:47	12/19/23 21:57	7439-93-2	
Molybdenum	**0.031**	mg/L	0.010	0.00062	1	12/19/23 09:47	12/19/23 21:57	7439-98-7	
Selenium	ND	mg/L	0.0050	0.00096	1	12/19/23 09:47	12/19/23 21:57	7782-49-2	
Thallium	ND	mg/L	0.0010	0.00038	1	12/19/23 09:47	12/19/23 21:57	7440-28-0	
7470 Mercury	Analytical Method: EPA 7470A Preparation Method: EPA 7470A Pace Analytical Services - Peachtree Corners, GA								
Mercury	ND	mg/L	0.00020	0.00013	1	01/02/24 10:00	01/02/24 12:41	7439-97-6	
2320B Alkalinity	Analytical Method: SM 2320B-2011 Pace Analytical Services - Asheville								
Alkalinity,Bicarbonate (CaCO3)	**141**	mg/L	5.0	5.0	1		12/23/23 13:56		
Alkalinity,Carbonate (CaCO3)	ND	mg/L	5.0	5.0	1		12/23/23 13:56		
Alkalinity, Total as CaCO3	**141**	mg/L	5.0	5.0	1		12/23/23 13:56		
2540C Total Dissolved Solids	Analytical Method: SM 2540C-2015 Pace Analytical Services - Asheville								
Total Dissolved Solids	**471**	mg/L	25.0	25.0	1		12/20/23 09:13		
4500S2D Sulfide Water	Analytical Method: SM 4500-S2D-2011 Pace Analytical Services - Asheville								
Sulfide	ND	mg/L	0.10	0.022	1		12/19/23 02:30	18496-25-8	
300.0 IC Anions 28 Days	Analytical Method: EPA 300.0 Rev 2.1 1993 Pace Analytical Services - Asheville								
Chloride	**18.0**	mg/L	1.0	0.60	1		12/19/23 21:12	16887-00-6	

REPORT OF LABORATORY ANALYSIS

This report shall not be reproduced, except in full,
without the written consent of Pace Analytical Services, LLC.

Pace Analytical Services, LLC
9800 Kincey Ave. Suite 100
Huntersville, NC 28078
(704)875-9092

ANALYTICAL RESULTS

Project: Hammond AP-1
Pace Project No.: 92704380

Sample: HAM-PT-08 **Lab ID: 92704380002** Collected: 12/14/23 10:08 Received: 12/15/23 09:40 Matrix: Water

Parameters	Results	Units	Report Limit	MDL	DF	Prepared	Analyzed	CAS No.	Qual
300.0 IC Anions 28 Days	Analytical Method: EPA 300.0 Rev 2.1 1993 Pace Analytical Services - Asheville								
Fluoride	**0.28**	mg/L	0.10	0.050	1		12/19/23 21:12	16984-48-8	
Sulfate	**193**	mg/L	4.0	2.0	4		12/20/23 08:53	14808-79-8	

REPORT OF LABORATORY ANALYSIS

This report shall not be reproduced, except in full,
without the written consent of Pace Analytical Services, LLC.

Pace Analytical Services, LLC
9800 Kincey Ave. Suite 100
Huntersville, NC 28078
(704)875-9092

ANALYTICAL RESULTS

Project: Hammond AP-1
Pace Project No.: 92704380

Sample: HAM-PT-09 **Lab ID: 92704380003** Collected: 12/14/23 12:53 Received: 12/15/23 09:40 Matrix: Water

Parameters	Results	Units	Report Limit	MDL	DF	Prepared	Analyzed	CAS No.	Qual
6010D ATL ICP	Analytical Method: EPA 6010D Preparation Method: EPA 3010A Pace Analytical Services - Peachtree Corners, GA								
Iron	**0.061**	mg/L	0.040	0.025	1	12/29/23 12:33	01/03/24 21:05	7439-89-6	
Manganese	**0.014J**	mg/L	0.040	0.011	1	12/29/23 12:33	01/03/24 21:05	7439-96-5	
Potassium	**1.6**	mg/L	0.50	0.15	1	12/29/23 12:33	01/03/24 21:05	7440-09-7	
Sodium	**2.2**	mg/L	1.0	0.58	1	12/29/23 12:33	01/03/24 21:05	7440-23-5	
Calcium	**13.3**	mg/L	1.0	0.12	1	12/29/23 12:33	01/03/24 21:05	7440-70-2	
Magnesium	**27.7**	mg/L	0.050	0.012	1	12/29/23 12:33	01/03/24 21:05	7439-95-4	
6020 MET ICPMS	Analytical Method: EPA 6020B Preparation Method: EPA 3005A Pace Analytical Services - Peachtree Corners, GA								
Antimony	ND	mg/L	0.0030	0.00054	1	12/19/23 09:47	12/19/23 22:00	7440-36-0	
Arsenic	ND	mg/L	0.010	0.00084	1	12/19/23 09:47	12/19/23 22:00	7440-38-2	
Barium	**0.010**	mg/L	0.0050	0.00047	1	12/19/23 09:47	12/19/23 22:00	7440-39-3	
Beryllium	ND	mg/L	0.00050	0.000094	1	12/19/23 09:47	12/19/23 22:00	7440-41-7	
Boron	**0.19**	mg/L	0.040	0.012	1	12/19/23 09:47	12/19/23 22:00	7440-42-8	
Cadmium	**0.00013J**	mg/L	0.00050	0.00010	1	12/19/23 09:47	12/19/23 22:00	7440-43-9	
Chromium	ND	mg/L	0.0050	0.0019	1	12/19/23 09:47	12/19/23 22:00	7440-47-3	
Cobalt	ND	mg/L	0.0050	0.00032	1	12/19/23 09:47	12/19/23 22:00	7440-48-4	
Lead	ND	mg/L	0.0010	0.00016	1	12/19/23 09:47	12/19/23 22:00	7439-92-1	
Lithium	ND	mg/L	0.030	0.0016	1	12/19/23 09:47	12/19/23 22:00	7439-93-2	
Molybdenum	**0.55**	mg/L	0.010	0.00062	1	12/19/23 09:47	12/19/23 22:00	7439-98-7	
Selenium	ND	mg/L	0.0050	0.00096	1	12/19/23 09:47	12/19/23 22:00	7782-49-2	
Thallium	ND	mg/L	0.0010	0.00038	1	12/19/23 09:47	12/19/23 22:00	7440-28-0	
7470 Mercury	Analytical Method: EPA 7470A Preparation Method: EPA 7470A Pace Analytical Services - Peachtree Corners, GA								
Mercury	ND	mg/L	0.00020	0.00013	1	01/02/24 10:00	01/02/24 12:43	7439-97-6	
2320B Alkalinity	Analytical Method: SM 2320B-2011 Pace Analytical Services - Asheville								
Alkalinity,Bicarbonate (CaCO3)	**14.7**	mg/L	5.0	5.0	1		12/23/23 14:04		
Alkalinity,Carbonate (CaCO3)	**103**	mg/L	5.0	5.0	1		12/23/23 14:04		
Alkalinity, Total as CaCO3	**118**	mg/L	5.0	5.0	1		12/23/23 14:04		
2540C Total Dissolved Solids	Analytical Method: SM 2540C-2015 Pace Analytical Services - Asheville								
Total Dissolved Solids	**136**	mg/L	25.0	25.0	1		12/20/23 09:14		
4500S2D Sulfide Water	Analytical Method: SM 4500-S2D-2011 Pace Analytical Services - Asheville								
Sulfide	ND	mg/L	0.10	0.022	1		12/19/23 02:31	18496-25-8	
300.0 IC Anions 28 Days	Analytical Method: EPA 300.0 Rev 2.1 1993 Pace Analytical Services - Asheville								
Chloride	**7.4**	mg/L	1.0	0.60	1		12/19/23 21:27	16887-00-6	

REPORT OF LABORATORY ANALYSIS

This report shall not be reproduced, except in full,
without the written consent of Pace Analytical Services, LLC.

Pace Analytical Services, LLC
9800 Kincey Ave. Suite 100
Huntersville, NC 28078
(704)875-9092

ANALYTICAL RESULTS

Project: Hammond AP-1
Pace Project No.: 92704380

Sample: HAM-PT-09 **Lab ID: 92704380003** Collected: 12/14/23 12:53 Received: 12/15/23 09:40 Matrix: Water

Parameters	Results	Units	Report Limit	MDL	DF	Prepared	Analyzed	CAS No.	Qual
300.0 IC Anions 28 Days	Analytical Method: EPA 300.0 Rev 2.1 1993 Pace Analytical Services - Asheville								
Fluoride	**0.43**	mg/L	0.10	0.050	1		12/19/23 21:27	16984-48-8	
Sulfate	**24.9**	mg/L	1.0	0.50	1		12/19/23 21:27	14808-79-8	

REPORT OF LABORATORY ANALYSIS

This report shall not be reproduced, except in full,
without the written consent of Pace Analytical Services, LLC.

Pace Analytical Services, LLC
9800 Kincey Ave. Suite 100
Huntersville, NC 28078
(704)875-9092

ANALYTICAL RESULTS

Project: Hammond AP-1
Pace Project No.: 92704380

Sample: HAM-PT-10 **Lab ID: 92704380004** Collected: 12/14/23 10:55 Received: 12/15/23 09:40 Matrix: Water

Parameters	Results	Units	Report Limit	MDL	DF	Prepared	Analyzed	CAS No.	Qual
6010D ATL ICP	Analytical Method: EPA 6010D Preparation Method: EPA 3010A Pace Analytical Services - Peachtree Corners, GA								
Iron	**0.71**	mg/L	0.040	0.025	1	12/29/23 12:33	01/03/24 21:10	7439-89-6	
Manganese	**0.59**	mg/L	0.040	0.011	1	12/29/23 12:33	01/03/24 21:10	7439-96-5	
Potassium	**7.5**	mg/L	0.50	0.15	1	12/29/23 12:33	01/03/24 21:10	7440-09-7	
Sodium	**8.9**	mg/L	1.0	0.58	1	12/29/23 12:33	01/03/24 21:10	7440-23-5	
Calcium	**137**	mg/L	1.0	0.12	1	12/29/23 12:33	01/03/24 21:10	7440-70-2	
Magnesium	**18.9**	mg/L	0.050	0.012	1	12/29/23 12:33	01/03/24 21:10	7439-95-4	
6020 MET ICPMS	Analytical Method: EPA 6020B Preparation Method: EPA 3005A Pace Analytical Services - Peachtree Corners, GA								
Antimony	ND	mg/L	0.0030	0.00054	1	12/19/23 09:47	12/19/23 22:11	7440-36-0	
Arsenic	ND	mg/L	0.010	0.00084	1	12/19/23 09:47	12/19/23 22:11	7440-38-2	
Barium	**0.063**	mg/L	0.0050	0.00047	1	12/19/23 09:47	12/19/23 22:11	7440-39-3	
Beryllium	ND	mg/L	0.00050	0.000094	1	12/19/23 09:47	12/19/23 22:11	7440-41-7	
Boron	**1.6**	mg/L	0.040	0.012	1	12/19/23 09:47	12/19/23 22:11	7440-42-8	
Cadmium	ND	mg/L	0.00050	0.00010	1	12/19/23 09:47	12/19/23 22:11	7440-43-9	
Chromium	ND	mg/L	0.0050	0.0019	1	12/19/23 09:47	12/19/23 22:11	7440-47-3	
Cobalt	**0.0027J**	mg/L	0.0050	0.00032	1	12/19/23 09:47	12/19/23 22:11	7440-48-4	
Lead	ND	mg/L	0.0010	0.00016	1	12/19/23 09:47	12/19/23 22:11	7439-92-1	
Lithium	**0.0026J**	mg/L	0.030	0.0016	1	12/19/23 09:47	12/19/23 22:11	7439-93-2	
Molybdenum	**0.21**	mg/L	0.010	0.00062	1	12/19/23 09:47	12/19/23 22:11	7439-98-7	
Selenium	ND	mg/L	0.0050	0.00096	1	12/19/23 09:47	12/19/23 22:11	7782-49-2	
Thallium	ND	mg/L	0.0010	0.00038	1	12/19/23 09:47	12/19/23 22:11	7440-28-0	
7470 Mercury	Analytical Method: EPA 7470A Preparation Method: EPA 7470A Pace Analytical Services - Peachtree Corners, GA								
Mercury	ND	mg/L	0.00020	0.00013	1	01/02/24 10:00	01/02/24 12:46	7439-97-6	
2320B Alkalinity	Analytical Method: SM 2320B-2011 Pace Analytical Services - Asheville								
Alkalinity,Bicarbonate (CaCO3)	**141**	mg/L	5.0	5.0	1		12/26/23 13:15		
Alkalinity,Carbonate (CaCO3)	ND	mg/L	5.0	5.0	1		12/26/23 13:15		
Alkalinity, Total as CaCO3	**141**	mg/L	5.0	5.0	1		12/26/23 13:15		
2540C Total Dissolved Solids	Analytical Method: SM 2540C-2015 Pace Analytical Services - Asheville								
Total Dissolved Solids	**569**	mg/L	25.0	25.0	1		12/20/23 09:14		
4500S2D Sulfide Water	Analytical Method: SM 4500-S2D-2011 Pace Analytical Services - Asheville								
Sulfide	ND	mg/L	0.10	0.022	1		12/19/23 02:31	18496-25-8	
300.0 IC Anions 28 Days	Analytical Method: EPA 300.0 Rev 2.1 1993 Pace Analytical Services - Asheville								
Chloride	**46.9**	mg/L	1.0	0.60	1		12/19/23 21:41	16887-00-6	

REPORT OF LABORATORY ANALYSIS

This report shall not be reproduced, except in full,
without the written consent of Pace Analytical Services, LLC.

Pace Analytical Services, LLC
9800 Kincey Ave. Suite 100
Huntersville, NC 28078
(704)875-9092

ANALYTICAL RESULTS

Project: Hammond AP-1
Pace Project No.: 92704380

Sample: HAM-PT-10 **Lab ID: 92704380004** Collected: 12/14/23 10:55 Received: 12/15/23 09:40 Matrix: Water

Parameters	Results	Units	Report Limit	MDL	DF	Prepared	Analyzed	CAS No.	Qual
300.0 IC Anions 28 Days	Analytical Method: EPA 300.0 Rev 2.1 1993 Pace Analytical Services - Asheville								
Fluoride	**0.33**	mg/L	0.10	0.050	1		12/19/23 21:41	16984-48-8	
Sulfate	**206**	mg/L	5.0	2.5	5		12/20/23 09:07	14808-79-8	

REPORT OF LABORATORY ANALYSIS

This report shall not be reproduced, except in full,
without the written consent of Pace Analytical Services, LLC.

Pace Analytical Services, LLC
9800 Kincey Ave. Suite 100
Huntersville, NC 28078
(704)875-9092

ANALYTICAL RESULTS

Project: Hammond AP-1
Pace Project No.: 92704380

Sample: HAM-AP-1-EB-01 **Lab ID: 92704380005** Collected: 12/14/23 13:20 Received: 12/15/23 09:40 Matrix: Water

Parameters	Results	Units	Report Limit	MDL	DF	Prepared	Analyzed	CAS No.	Qual
6010D ATL ICP	Analytical Method: EPA 6010D Preparation Method: EPA 3010A Pace Analytical Services - Peachtree Corners, GA								
Iron	ND	mg/L	0.040	0.025	1	12/29/23 12:33	01/03/24 21:30	7439-89-6	
Manganese	ND	mg/L	0.040	0.011	1	12/29/23 12:33	01/03/24 21:30	7439-96-5	
Potassium	ND	mg/L	0.50	0.15	1	12/29/23 12:33	01/03/24 21:30	7440-09-7	
Sodium	ND	mg/L	1.0	0.58	1	12/29/23 12:33	01/03/24 21:30	7440-23-5	
Calcium	ND	mg/L	1.0	0.12	1	12/29/23 12:33	01/03/24 21:30	7440-70-2	
Magnesium	ND	mg/L	0.050	0.012	1	12/29/23 12:33	01/03/24 21:30	7439-95-4	
6020 MET ICPMS	Analytical Method: EPA 6020B Preparation Method: EPA 3005A Pace Analytical Services - Peachtree Corners, GA								
Antimony	ND	mg/L	0.0030	0.00054	1	12/19/23 09:47	12/19/23 22:15	7440-36-0	
Arsenic	ND	mg/L	0.010	0.00084	1	12/19/23 09:47	12/19/23 22:15	7440-38-2	
Barium	ND	mg/L	0.0050	0.00047	1	12/19/23 09:47	12/19/23 22:15	7440-39-3	
Beryllium	ND	mg/L	0.00050	0.000094	1	12/19/23 09:47	12/19/23 22:15	7440-41-7	
Boron	**0.012J**	mg/L	0.040	0.012	1	12/19/23 09:47	12/19/23 22:15	7440-42-8	
Cadmium	ND	mg/L	0.00050	0.00010	1	12/19/23 09:47	12/19/23 22:15	7440-43-9	
Chromium	ND	mg/L	0.0050	0.0019	1	12/19/23 09:47	12/19/23 22:15	7440-47-3	
Cobalt	ND	mg/L	0.0050	0.00032	1	12/19/23 09:47	12/19/23 22:15	7440-48-4	
Lead	ND	mg/L	0.0010	0.00016	1	12/19/23 09:47	12/19/23 22:15	7439-92-1	
Lithium	ND	mg/L	0.030	0.0016	1	12/19/23 09:47	12/19/23 22:15	7439-93-2	
Molybdenum	ND	mg/L	0.010	0.00062	1	12/19/23 09:47	12/19/23 22:15	7439-98-7	
Selenium	ND	mg/L	0.0050	0.00096	1	12/19/23 09:47	12/19/23 22:15	7782-49-2	
Thallium	ND	mg/L	0.0010	0.00038	1	12/19/23 09:47	12/19/23 22:15	7440-28-0	
7470 Mercury	Analytical Method: EPA 7470A Preparation Method: EPA 7470A Pace Analytical Services - Peachtree Corners, GA								
Mercury	ND	mg/L	0.00020	0.00013	1	01/02/24 10:00	01/02/24 12:49	7439-97-6	
2320B Alkalinity	Analytical Method: SM 2320B-2011 Pace Analytical Services - Asheville								
Alkalinity,Bicarbonate (CaCO3)	ND	mg/L	5.0	5.0	1		12/26/23 13:26		
Alkalinity,Carbonate (CaCO3)	ND	mg/L	5.0	5.0	1		12/26/23 13:26		
Alkalinity, Total as CaCO3	ND	mg/L	5.0	5.0	1		12/26/23 13:26		
2540C Total Dissolved Solids	Analytical Method: SM 2540C-2015 Pace Analytical Services - Asheville								
Total Dissolved Solids	ND	mg/L	25.0	25.0	1		12/20/23 09:14		
4500S2D Sulfide Water	Analytical Method: SM 4500-S2D-2011 Pace Analytical Services - Asheville								
Sulfide	ND	mg/L	0.10	0.022	1		12/19/23 02:33	18496-25-8	
300.0 IC Anions 28 Days	Analytical Method: EPA 300.0 Rev 2.1 1993 Pace Analytical Services - Asheville								
Chloride	ND	mg/L	1.0	0.60	1		12/19/23 16:17	16887-00-6	

REPORT OF LABORATORY ANALYSIS

This report shall not be reproduced, except in full,
without the written consent of Pace Analytical Services, LLC.

Pace Analytical Services, LLC
9800 Kincey Ave. Suite 100
Huntersville, NC 28078
(704)875-9092

ANALYTICAL RESULTS

Project: Hammond AP-1
Pace Project No.: 92704380

Sample: HAM-AP-1-EB-01 **Lab ID: 92704380005** Collected: 12/14/23 13:20 Received: 12/15/23 09:40 Matrix: Water

Parameters	Results	Units	Report Limit	MDL	DF	Prepared	Analyzed	CAS No.	Qual
300.0 IC Anions 28 Days	Analytical Method: EPA 300.0 Rev 2.1 1993 Pace Analytical Services - Asheville								
Fluoride	ND	mg/L	0.10	0.050	1		12/19/23 16:17	16984-48-8	
Sulfate	ND	mg/L	1.0	0.50	1		12/19/23 16:17	14808-79-8	

REPORT OF LABORATORY ANALYSIS

This report shall not be reproduced, except in full,
without the written consent of Pace Analytical Services, LLC.

Pace Analytical Services, LLC
9800 Kincey Ave. Suite 100
Huntersville, NC 28078
(704)875-9092

ANALYTICAL RESULTS

Project: Hammond AP-1
Pace Project No.: 92704380

Sample: HAM-AP-1-FB-01 **Lab ID: 92704380006** Collected: 12/14/23 13:05 Received: 12/15/23 09:40 Matrix: Water

Parameters	Results	Units	Report Limit	MDL	DF	Prepared	Analyzed	CAS No.	Qual
6010D ATL ICP	Analytical Method: EPA 6010D Preparation Method: EPA 3010A Pace Analytical Services - Peachtree Corners, GA								
Iron	ND	mg/L	0.040	0.025	1	12/29/23 12:33	01/03/24 21:34	7439-89-6	
Manganese	ND	mg/L	0.040	0.011	1	12/29/23 12:33	01/03/24 21:34	7439-96-5	
Potassium	ND	mg/L	0.50	0.15	1	12/29/23 12:33	01/03/24 21:34	7440-09-7	
Sodium	ND	mg/L	1.0	0.58	1	12/29/23 12:33	01/03/24 21:34	7440-23-5	
Calcium	ND	mg/L	1.0	0.12	1	12/29/23 12:33	01/03/24 21:34	7440-70-2	
Magnesium	ND	mg/L	0.050	0.012	1	12/29/23 12:33	01/03/24 21:34	7439-95-4	
6020 MET ICPMS	Analytical Method: EPA 6020B Preparation Method: EPA 3005A Pace Analytical Services - Peachtree Corners, GA								
Antimony	ND	mg/L	0.0030	0.00054	1	12/19/23 09:47	12/19/23 22:19	7440-36-0	
Arsenic	ND	mg/L	0.010	0.00084	1	12/19/23 09:47	12/19/23 22:19	7440-38-2	
Barium	ND	mg/L	0.0050	0.00047	1	12/19/23 09:47	12/19/23 22:19	7440-39-3	
Beryllium	ND	mg/L	0.00050	0.000094	1	12/19/23 09:47	12/19/23 22:19	7440-41-7	
Boron	ND	mg/L	0.040	0.012	1	12/19/23 09:47	12/19/23 22:19	7440-42-8	
Cadmium	ND	mg/L	0.00050	0.00010	1	12/19/23 09:47	12/19/23 22:19	7440-43-9	
Chromium	ND	mg/L	0.0050	0.0019	1	12/19/23 09:47	12/19/23 22:19	7440-47-3	
Cobalt	ND	mg/L	0.0050	0.00032	1	12/19/23 09:47	12/19/23 22:19	7440-48-4	
Lead	ND	mg/L	0.0010	0.00016	1	12/19/23 09:47	12/19/23 22:19	7439-92-1	
Lithium	ND	mg/L	0.030	0.0016	1	12/19/23 09:47	12/19/23 22:19	7439-93-2	
Molybdenum	ND	mg/L	0.010	0.00062	1	12/19/23 09:47	12/19/23 22:19	7439-98-7	
Selenium	ND	mg/L	0.0050	0.00096	1	12/19/23 09:47	12/19/23 22:19	7782-49-2	
Thallium	ND	mg/L	0.0010	0.00038	1	12/19/23 09:47	12/19/23 22:19	7440-28-0	
7470 Mercury	Analytical Method: EPA 7470A Preparation Method: EPA 7470A Pace Analytical Services - Peachtree Corners, GA								
Mercury	ND	mg/L	0.00020	0.00013	1	01/02/24 10:00	01/02/24 12:51	7439-97-6	
2320B Alkalinity	Analytical Method: SM 2320B-2011 Pace Analytical Services - Asheville								
Alkalinity,Bicarbonate (CaCO3)	ND	mg/L	5.0	5.0	1		12/26/23 13:40		
Alkalinity,Carbonate (CaCO3)	ND	mg/L	5.0	5.0	1		12/26/23 13:40		
Alkalinity, Total as CaCO3	ND	mg/L	5.0	5.0	1		12/26/23 13:40		
2540C Total Dissolved Solids	Analytical Method: SM 2540C-2015 Pace Analytical Services - Asheville								
Total Dissolved Solids	ND	mg/L	25.0	25.0	1		12/20/23 09:14		
4500S2D Sulfide Water	Analytical Method: SM 4500-S2D-2011 Pace Analytical Services - Asheville								
Sulfide	ND	mg/L	0.10	0.022	1		12/19/23 02:35	18496-25-8	
300.0 IC Anions 28 Days	Analytical Method: EPA 300.0 Rev 2.1 1993 Pace Analytical Services - Asheville								
Chloride	ND	mg/L	1.0	0.60	1		12/19/23 16:31	16887-00-6	

REPORT OF LABORATORY ANALYSIS

This report shall not be reproduced, except in full,
without the written consent of Pace Analytical Services, LLC.

Pace Analytical Services, LLC
9800 Kincey Ave. Suite 100
Huntersville, NC 28078
(704)875-9092

ANALYTICAL RESULTS

Project: Hammond AP-1
Pace Project No.: 92704380

Sample: HAM-AP-1-FB-01 **Lab ID: 92704380006** Collected: 12/14/23 13:05 Received: 12/15/23 09:40 Matrix: Water

Parameters	Results	Units	Report Limit	MDL	DF	Prepared	Analyzed	CAS No.	Qual
300.0 IC Anions 28 Days	Analytical Method: EPA 300.0 Rev 2.1 1993 Pace Analytical Services - Asheville								
Fluoride	ND	mg/L	0.10	0.050	1		12/19/23 16:31	16984-48-8	
Sulfate	ND	mg/L	1.0	0.50	1		12/19/23 16:31	14808-79-8	

REPORT OF LABORATORY ANALYSIS

This report shall not be reproduced, except in full,
without the written consent of Pace Analytical Services, LLC.

Pace Analytical Services, LLC
9800 Kincey Ave. Suite 100
Huntersville, NC 28078
(704)875-9092

ANALYTICAL RESULTS

Project: Hammond AP-1
Pace Project No.: 92704380

Sample: HAM-AP-1-FD-01 **Lab ID: 92704380007** Collected: 12/14/23 00:00 Received: 12/15/23 09:40 Matrix: Water

Parameters	Results	Units	Report Limit	MDL	DF	Prepared	Analyzed	CAS No.	Qual
6010D ATL ICP	Analytical Method: EPA 6010D Preparation Method: EPA 3010A Pace Analytical Services - Peachtree Corners, GA								
Iron	**0.72**	mg/L	0.040	0.025	1	12/29/23 12:33	01/03/24 21:39	7439-89-6	
Manganese	**0.57**	mg/L	0.040	0.011	1	12/29/23 12:33	01/03/24 21:39	7439-96-5	
Potassium	**7.2**	mg/L	0.50	0.15	1	12/29/23 12:33	01/03/24 21:39	7440-09-7	
Sodium	**8.7**	mg/L	1.0	0.58	1	12/29/23 12:33	01/03/24 21:39	7440-23-5	
Calcium	**133**	mg/L	1.0	0.12	1	12/29/23 12:33	01/03/24 21:39	7440-70-2	
Magnesium	**18.4**	mg/L	0.050	0.012	1	12/29/23 12:33	01/03/24 21:39	7439-95-4	
6020 MET ICPMS	Analytical Method: EPA 6020B Preparation Method: EPA 3005A Pace Analytical Services - Peachtree Corners, GA								
Antimony	ND	mg/L	0.0030	0.00054	1	12/19/23 09:47	12/19/23 22:23	7440-36-0	
Arsenic	ND	mg/L	0.010	0.00084	1	12/19/23 09:47	12/19/23 22:23	7440-38-2	
Barium	**0.061**	mg/L	0.0050	0.00047	1	12/19/23 09:47	12/19/23 22:23	7440-39-3	
Beryllium	ND	mg/L	0.00050	0.000094	1	12/19/23 09:47	12/19/23 22:23	7440-41-7	
Boron	**1.6**	mg/L	0.040	0.012	1	12/19/23 09:47	12/19/23 22:23	7440-42-8	
Cadmium	ND	mg/L	0.00050	0.00010	1	12/19/23 09:47	12/19/23 22:23	7440-43-9	
Chromium	ND	mg/L	0.0050	0.0019	1	12/19/23 09:47	12/19/23 22:23	7440-47-3	
Cobalt	**0.0026J**	mg/L	0.0050	0.00032	1	12/19/23 09:47	12/19/23 22:23	7440-48-4	
Lead	ND	mg/L	0.0010	0.00016	1	12/19/23 09:47	12/19/23 22:23	7439-92-1	
Lithium	**0.0025J**	mg/L	0.030	0.0016	1	12/19/23 09:47	12/19/23 22:23	7439-93-2	
Molybdenum	**0.21**	mg/L	0.010	0.00062	1	12/19/23 09:47	12/19/23 22:23	7439-98-7	
Selenium	ND	mg/L	0.0050	0.00096	1	12/19/23 09:47	12/19/23 22:23	7782-49-2	
Thallium	ND	mg/L	0.0010	0.00038	1	12/19/23 09:47	12/19/23 22:23	7440-28-0	
7470 Mercury	Analytical Method: EPA 7470A Preparation Method: EPA 7470A Pace Analytical Services - Peachtree Corners, GA								
Mercury	ND	mg/L	0.00020	0.00013	1	01/02/24 10:00	01/02/24 12:54	7439-97-6	
2320B Alkalinity	Analytical Method: SM 2320B-2011 Pace Analytical Services - Asheville								
Alkalinity,Bicarbonate (CaCO3)	**142**	mg/L	5.0	5.0	1		12/26/23 13:44		
Alkalinity,Carbonate (CaCO3)	ND	mg/L	5.0	5.0	1		12/26/23 13:44		
Alkalinity, Total as CaCO3	**142**	mg/L	5.0	5.0	1		12/26/23 13:44		
2540C Total Dissolved Solids	Analytical Method: SM 2540C-2015 Pace Analytical Services - Asheville								
Total Dissolved Solids	**564**	mg/L	25.0	25.0	1		12/20/23 09:14		
4500S2D Sulfide Water	Analytical Method: SM 4500-S2D-2011 Pace Analytical Services - Asheville								
Sulfide	ND	mg/L	0.10	0.022	1		12/19/23 02:35	18496-25-8	
300.0 IC Anions 28 Days	Analytical Method: EPA 300.0 Rev 2.1 1993 Pace Analytical Services - Asheville								
Chloride	**47.2**	mg/L	1.0	0.60	1		12/19/23 21:56	16887-00-6	M1

REPORT OF LABORATORY ANALYSIS

This report shall not be reproduced, except in full,
without the written consent of Pace Analytical Services, LLC.

Pace Analytical Services, LLC
9800 Kincey Ave. Suite 100
Huntersville, NC 28078
(704)875-9092

ANALYTICAL RESULTS

Project: Hammond AP-1
Pace Project No.: 92704380

Sample: HAM-AP-1-FD-01 **Lab ID: 92704380007** Collected: 12/14/23 00:00 Received: 12/15/23 09:40 Matrix: Water

Parameters	Results	Units	Report Limit	MDL	DF	Prepared	Analyzed	CAS No.	Qual
300.0 IC Anions 28 Days	Analytical Method: EPA 300.0 Rev 2.1 1993 Pace Analytical Services - Asheville								
Fluoride	**0.33**	mg/L	0.10	0.050	1		12/19/23 21:56	16984-48-8	
Sulfate	**208**	mg/L	5.0	2.5	5		12/20/23 09:21	14808-79-8	M1

REPORT OF LABORATORY ANALYSIS

This report shall not be reproduced, except in full,
without the written consent of Pace Analytical Services, LLC.

Pace Analytical Services, LLC
9800 Kincey Ave. Suite 100
Huntersville, NC 28078
(704)875-9092

QUALITY CONTROL DATA

Project: Hammond AP-1
Pace Project No.: 92704380

QC Batch: 822548
QC Batch Method: EPA 3010A
Analysis Method: EPA 6010D
Analysis Description: 6010D ATL
Laboratory: Pace Analytical Services - Peachtree Corners, GA
Associated Lab Samples: 92704380001, 92704380002, 92704380003, 92704380004, 92704380005, 92704380006, 92704380007

METHOD BLANK: 4255878 Matrix: Water
Associated Lab Samples: 92704380001, 92704380002, 92704380003, 92704380004, 92704380005, 92704380006, 92704380007

Parameter	Units	Blank Result	Reporting Limit	MDL	Analyzed	Qualifiers
Calcium	mg/L	ND	1.0	0.12	01/03/24 20:31	
Iron	mg/L	ND	0.040	0.025	01/03/24 20:31	
Magnesium	mg/L	ND	0.050	0.012	01/03/24 20:31	
Manganese	mg/L	ND	0.040	0.011	01/03/24 20:31	
Potassium	mg/L	ND	0.50	0.15	01/03/24 20:31	
Sodium	mg/L	ND	1.0	0.58	01/03/24 20:31	

LABORATORY CONTROL SAMPLE: 4255879

Parameter	Units	Spike Conc.	LCS Result	LCS % Rec	% Rec Limits	Qualifiers
Calcium	mg/L	1	1.0	102	80-120	
Iron	mg/L	1	1.0	103	80-120	
Magnesium	mg/L	1	1.0	104	80-120	
Manganese	mg/L	1	1.0	103	80-120	
Potassium	mg/L	1	0.95	95	80-120	
Sodium	mg/L	1	1.0	102	80-120	

MATRIX SPIKE & MATRIX SPIKE DUPLICATE: 4255880 4255881

Parameter	Units	92704380002 Result	MS Spike Conc.	MSD Spike Conc.	MS Result	MSD Result	MS % Rec	MSD % Rec	% Rec Limits	RPD	Max RPD	Qual
Calcium	mg/L	108	1	1	114	118	642	982	75-125	3	20	M1
Iron	mg/L	5.0	1	1	6.3	6.4	122	140	75-125	3	20	M1
Magnesium	mg/L	12.8	1	1	14.5	14.9	175	215	75-125	3	20	M1
Manganese	mg/L	2.9	1	1	4.1	4.2	115	125	75-125	2	20	
Potassium	mg/L	5.2	1	1	6.4	6.6	125	142	75-125	3	20	M1
Sodium	mg/L	6.4	1	1	7.8	8.0	143	158	75-125	2	20	M1

Results presented on this page are in the units indicated by the "Units" column except where an alternate unit is presented to the right of the result.

REPORT OF LABORATORY ANALYSIS

This report shall not be reproduced, except in full,
without the written consent of Pace Analytical Services, LLC.

Pace Analytical Services, LLC
9800 Kincey Ave. Suite 100
Huntersville, NC 28078
(704)875-9092

QUALITY CONTROL DATA

Project: Hammond AP-1
Pace Project No.: 92704380

QC Batch: 820367 | Analysis Method: EPA 6020B
QC Batch Method: EPA 3005A | Analysis Description: 6020 MET
Laboratory: Pace Analytical Services - Peachtree Corners, GA
Associated Lab Samples: 92704380001, 92704380002, 92704380003, 92704380004, 92704380005, 92704380006, 92704380007

METHOD BLANK: 4246342 Matrix: Water
Associated Lab Samples: 92704380001, 92704380002, 92704380003, 92704380004, 92704380005, 92704380006, 92704380007

Parameter	Units	Blank Result	Reporting Limit	MDL	Analyzed	Qualifiers
Antimony	mg/L	ND	0.0030	0.00054	12/19/23 21:27	
Arsenic	mg/L	ND	0.010	0.00084	12/19/23 21:27	
Barium	mg/L	ND	0.0050	0.00047	12/19/23 21:27	
Beryllium	mg/L	ND	0.00050	0.000094	12/19/23 21:27	
Boron	mg/L	ND	0.040	0.012	12/19/23 21:27	
Cadmium	mg/L	ND	0.00050	0.00010	12/19/23 21:27	
Chromium	mg/L	ND	0.0050	0.0019	12/19/23 21:27	
Cobalt	mg/L	ND	0.0050	0.00032	12/19/23 21:27	
Lead	mg/L	ND	0.0010	0.00016	12/19/23 21:27	
Lithium	mg/L	ND	0.030	0.0016	12/19/23 21:27	
Molybdenum	mg/L	ND	0.010	0.00062	12/19/23 21:27	
Selenium	mg/L	ND	0.0050	0.00096	12/19/23 21:27	
Thallium	mg/L	ND	0.0010	0.00038	12/19/23 21:27	

LABORATORY CONTROL SAMPLE: 4246343

Parameter	Units	Spike Conc.	LCS Result	LCS % Rec	% Rec Limits	Qualifiers
Antimony	mg/L	0.1	0.10	100	80-120	
Arsenic	mg/L	0.1	0.097	97	80-120	
Barium	mg/L	0.1	0.098	98	80-120	
Beryllium	mg/L	0.1	0.099	99	80-120	
Boron	mg/L	1	1.1	110	80-120	
Cadmium	mg/L	0.1	0.096	96	80-120	
Chromium	mg/L	0.1	0.097	97	80-120	
Cobalt	mg/L	0.1	0.096	96	80-120	
Lead	mg/L	0.1	0.096	96	80-120	
Lithium	mg/L	0.1	0.11	105	80-120	
Molybdenum	mg/L	0.1	0.096	96	80-120	
Selenium	mg/L	0.1	0.099	99	80-120	
Thallium	mg/L	0.1	0.096	96	80-120	

MATRIX SPIKE & MATRIX SPIKE DUPLICATE: 4246344 4246345

Parameter	Units	92704380001 Result	MS Spike Conc.	MSD Spike Conc.	MS Result	MSD Result	MS % Rec	MSD % Rec	% Rec Limits	RPD	Max RPD	Qual
Antimony	mg/L	ND	0.1	0.1	0.10	0.098	101	97	75-125	4	20	
Arsenic	mg/L	0.19	0.1	0.1	0.28	0.28	94	87	75-125	3	20	

Results presented on this page are in the units indicated by the "Units" column except where an alternate unit is presented to the right of the result.

REPORT OF LABORATORY ANALYSIS

This report shall not be reproduced, except in full,
without the written consent of Pace Analytical Services, LLC.

Pace Analytical Services, LLC
9800 Kincey Ave. Suite 100
Huntersville, NC 28078
(704)875-9092

QUALITY CONTROL DATA

Project: Hammond AP-1
Pace Project No.: 92704380

MATRIX SPIKE & MATRIX SPIKE DUPLICATE: 4246344 4246345

Parameter	Units	92704380001 Result	MS Spike Conc.	MSD Spike Conc.	MS Result	MSD Result	MS % Rec	MSD % Rec	% Rec Limits	RPD	Max RPD	Qual
Barium	mg/L	0.065	0.1	0.1	0.16	0.15	92	86	75-125	4	20	
Beryllium	mg/L	0.000097J	0.1	0.1	0.090	0.089	90	89	75-125	1	20	
Boron	mg/L	1.0	1	1	1.9	1.9	90	84	75-125	3	20	
Cadmium	mg/L	ND	0.1	0.1	0.099	0.096	99	96	75-125	3	20	
Chromium	mg/L	ND	0.1	0.1	0.095	0.090	94	90	75-125	5	20	
Cobalt	mg/L	0.025	0.1	0.1	0.12	0.11	94	89	75-125	4	20	
Lead	mg/L	ND	0.1	0.1	0.093	0.089	93	89	75-125	4	20	
Lithium	mg/L	0.061	0.1	0.1	0.16	0.16	98	95	75-125	2	20	
Molybdenum	mg/L	0.012	0.1	0.1	0.11	0.11	95	93	75-125	2	20	
Selenium	mg/L	ND	0.1	0.1	0.10	0.099	100	99	75-125	2	20	
Thallium	mg/L	ND	0.1	0.1	0.093	0.090	93	89	75-125	4	20	

Results presented on this page are in the units indicated by the "Units" column except where an alternate unit is presented to the right of the result.

REPORT OF LABORATORY ANALYSIS

This report shall not be reproduced, except in full,
without the written consent of Pace Analytical Services, LLC.

Pace Analytical Services, LLC
9800 Kincey Ave. Suite 100
Huntersville, NC 28078
(704)875-9092

QUALITY CONTROL DATA

Project: Hammond AP-1
Pace Project No.: 92704380

QC Batch: 822758
QC Batch Method: EPA 7470A
Analysis Method: EPA 7470A
Analysis Description: 7470 Mercury
Laboratory: Pace Analytical Services - Peachtree Corners, GA
Associated Lab Samples: 92704380001, 92704380002, 92704380003, 92704380004, 92704380005, 92704380006, 92704380007

METHOD BLANK: 4256785 Matrix: Water
Associated Lab Samples: 92704380001, 92704380002, 92704380003, 92704380004, 92704380005, 92704380006, 92704380007

Parameter	Units	Blank Result	Reporting Limit	MDL	Analyzed	Qualifiers
Mercury	mg/L	ND	0.00020	0.00013	01/02/24 12:33	

LABORATORY CONTROL SAMPLE: 4256786

Parameter	Units	Spike Conc.	LCS Result	LCS % Rec	% Rec Limits	Qualifiers
Mercury	mg/L	0.0025	0.0023	94	80-120	

MATRIX SPIKE & MATRIX SPIKE DUPLICATE: 4256787 4256788

Parameter	Units	92704450001 Result	MS Spike Conc.	MSD Spike Conc.	MS Result	MSD Result	MS % Rec	MSD % Rec	% Rec Limits	RPD	Max RPD	Qual
Mercury	mg/L	ND	0.0025	0.0025	0.0023	0.0023	91	92	75-125	1	20	

Results presented on this page are in the units indicated by the "Units" column except where an alternate unit is presented to the right of the result.

REPORT OF LABORATORY ANALYSIS

This report shall not be reproduced, except in full,
without the written consent of Pace Analytical Services, LLC.

Pace Analytical Services, LLC
9800 Kincey Ave. Suite 100
Huntersville, NC 28078
(704)875-9092

QUALITY CONTROL DATA

Project: Hammond AP-1
Pace Project No.: 92704380

QC Batch: 821483
QC Batch Method: SM 2320B-2011
Analysis Method: SM 2320B-2011
Analysis Description: 2320B Alkalinity
Laboratory: Pace Analytical Services - Asheville
Associated Lab Samples: 92704380001

METHOD BLANK: 4251544 Matrix: Water
Associated Lab Samples: 92704380001

Parameter	Units	Blank Result	Reporting Limit	MDL	Analyzed	Qualifiers
Alkalinity, Total as CaCO3	mg/L	ND	5.0	5.0	12/22/23 14:27	
Alkalinity,Bicarbonate (CaCO3)	mg/L	ND	5.0	5.0	12/22/23 14:27	
Alkalinity,Carbonate (CaCO3)	mg/L	ND	5.0	5.0	12/22/23 14:27	

LABORATORY CONTROL SAMPLE: 4251545

Parameter	Units	Spike Conc.	LCS Result	LCS % Rec	% Rec Limits	Qualifiers
Alkalinity, Total as CaCO3	mg/L	50	50.7	101	80-120	

LABORATORY CONTROL SAMPLE: 4251546

Parameter	Units	Spike Conc.	LCS Result	LCS % Rec	% Rec Limits	Qualifiers
Alkalinity, Total as CaCO3	mg/L	50	52.0	104	80-120	

MATRIX SPIKE & MATRIX SPIKE DUPLICATE: 4251547 4251548

Parameter	Units	92704102005 Result	MS Spike Conc.	MSD Spike Conc.	MS Result	MSD Result	MS % Rec	MSD % Rec	% Rec Limits	RPD	Max RPD	Qual
Alkalinity, Total as CaCO3	mg/L	1550000 ug/L	50	50	1540	1510	-16	-88	80-120	2	25	M1

MATRIX SPIKE & MATRIX SPIKE DUPLICATE: 4251549 4251550

Parameter	Units	92704102006 Result	MS Spike Conc.	MSD Spike Conc.	MS Result	MSD Result	MS % Rec	MSD % Rec	% Rec Limits	RPD	Max RPD	Qual
Alkalinity, Total as CaCO3	mg/L	684000 ug/L	50	50	716	693	65	18	80-120	3	25	M1

Results presented on this page are in the units indicated by the "Units" column except where an alternate unit is presented to the right of the result.

REPORT OF LABORATORY ANALYSIS

This report shall not be reproduced, except in full,
without the written consent of Pace Analytical Services, LLC.

Pace Analytical Services, LLC
9800 Kincey Ave. Suite 100
Huntersville, NC 28078
(704)875-9092

QUALITY CONTROL DATA

Project: Hammond AP-1
Pace Project No.: 92704380

QC Batch: 821627
QC Batch Method: SM 2320B-2011
Analysis Method: SM 2320B-2011
Analysis Description: 2320B Alkalinity
Laboratory: Pace Analytical Services - Asheville
Associated Lab Samples: 92704380002, 92704380003

METHOD BLANK: 4252357 Matrix: Water
Associated Lab Samples: 92704380002, 92704380003

Parameter	Units	Blank Result	Reporting Limit	MDL	Analyzed	Qualifiers
Alkalinity, Total as CaCO3	mg/L	ND	5.0	5.0	12/23/23 13:09	
Alkalinity,Bicarbonate (CaCO3)	mg/L	ND	5.0	5.0	12/23/23 13:09	
Alkalinity,Carbonate (CaCO3)	mg/L	ND	5.0	5.0	12/23/23 13:09	

LABORATORY CONTROL SAMPLE: 4252358

Parameter	Units	Spike Conc.	LCS Result	LCS % Rec	% Rec Limits	Qualifiers
Alkalinity, Total as CaCO3	mg/L	50	50.3	101	80-120	

LABORATORY CONTROL SAMPLE: 4252359

Parameter	Units	Spike Conc.	LCS Result	LCS % Rec	% Rec Limits	Qualifiers
Alkalinity, Total as CaCO3	mg/L	50	50.4	101	80-120	

MATRIX SPIKE & MATRIX SPIKE DUPLICATE: 4252360 4252361

Parameter	Units	92705001007 Result	MS Spike Conc.	MSD Spike Conc.	MS Result	MSD Result	MS % Rec	MSD % Rec	% Rec Limits	RPD	Max RPD	Qual
Alkalinity, Total as CaCO3	mg/L	220	50	50	261	265	82	91	80-120	2	25	

MATRIX SPIKE & MATRIX SPIKE DUPLICATE: 4252362 4252363

Parameter	Units	92705001008 Result	MS Spike Conc.	MSD Spike Conc.	MS Result	MSD Result	MS % Rec	MSD % Rec	% Rec Limits	RPD	Max RPD	Qual
Alkalinity, Total as CaCO3	mg/L	288	50	50	333	331	89	86	80-120	1	25	

Results presented on this page are in the units indicated by the "Units" column except where an alternate unit is presented to the right of the result.

REPORT OF LABORATORY ANALYSIS

This report shall not be reproduced, except in full,
without the written consent of Pace Analytical Services, LLC.

Pace Analytical Services, LLC
9800 Kincey Ave. Suite 100
Huntersville, NC 28078
(704)875-9092

QUALITY CONTROL DATA

Project: Hammond AP-1
Pace Project No.: 92704380

QC Batch: 821692
QC Batch Method: SM 2320B-2011
Analysis Method: SM 2320B-2011
Analysis Description: 2320B Alkalinity
Laboratory: Pace Analytical Services - Asheville
Associated Lab Samples: 92704380004, 92704380005, 92704380006, 92704380007

METHOD BLANK: 4252505 Matrix: Water
Associated Lab Samples: 92704380004, 92704380005, 92704380006, 92704380007

Parameter	Units	Blank Result	Reporting Limit	MDL	Analyzed	Qualifiers
Alkalinity, Total as CaCO3	mg/L	ND	5.0	5.0	12/26/23 12:08	
Alkalinity,Bicarbonate (CaCO3)	mg/L	ND	5.0	5.0	12/26/23 12:08	
Alkalinity,Carbonate (CaCO3)	mg/L	ND	5.0	5.0	12/26/23 12:08	

LABORATORY CONTROL SAMPLE: 4252506

Parameter	Units	Spike Conc.	LCS Result	LCS % Rec	% Rec Limits	Qualifiers
Alkalinity, Total as CaCO3	mg/L	50	50.4	101	80-120	

LABORATORY CONTROL SAMPLE: 4252507

Parameter	Units	Spike Conc.	LCS Result	LCS % Rec	% Rec Limits	Qualifiers
Alkalinity, Total as CaCO3	mg/L	50	49.9	100	80-120	

MATRIX SPIKE & MATRIX SPIKE DUPLICATE: 4252508 4252509

Parameter	Units	92704430003 Result	MS Spike Conc.	MSD Spike Conc.	MS Result	MSD Result	MS % Rec	MSD % Rec	% Rec Limits	RPD	Max RPD	Qual
Alkalinity, Total as CaCO3	mg/L	165	50	50	215	217	101	104	80-120	1	25	

MATRIX SPIKE & MATRIX SPIKE DUPLICATE: 4253206 4253207

Parameter	Units	92704293003 Result	MS Spike Conc.	MSD Spike Conc.	MS Result	MSD Result	MS % Rec	MSD % Rec	% Rec Limits	RPD	Max RPD	Qual
Alkalinity, Total as CaCO3	mg/L	ND	50	50	51.1	51.0	102	102	80-120	0	25	

Results presented on this page are in the units indicated by the "Units" column except where an alternate unit is presented to the right of the result.

REPORT OF LABORATORY ANALYSIS

This report shall not be reproduced, except in full,
without the written consent of Pace Analytical Services, LLC.

Pace Analytical Services, LLC
9800 Kincey Ave. Suite 100
Huntersville, NC 28078
(704)875-9092

QUALITY CONTROL DATA

Project: Hammond AP-1
Pace Project No.: 92704380

QC Batch: 820740 | Analysis Method: SM 2540C-2015
QC Batch Method: SM 2540C-2015 | Analysis Description: 2540C Total Dissolved Solids
Laboratory: Pace Analytical Services - Asheville
Associated Lab Samples: 92704380001, 92704380002, 92704380003, 92704380004, 92704380005, 92704380006, 92704380007

METHOD BLANK: 4248061 Matrix: Water
Associated Lab Samples: 92704380001, 92704380002, 92704380003, 92704380004, 92704380005, 92704380006, 92704380007

Parameter	Units	Blank Result	Reporting Limit	MDL	Analyzed	Qualifiers
Total Dissolved Solids	mg/L	ND	25.0	25.0	12/20/23 09:11	

LABORATORY CONTROL SAMPLE: 4248062

Parameter	Units	Spike Conc.	LCS Result	LCS % Rec	% Rec Limits	Qualifiers
Total Dissolved Solids	mg/L	250	254	102	90-110	

SAMPLE DUPLICATE: 4248063

Parameter	Units	92704064040 Result	Dup Result	RPD	Max RPD	Qualifiers
Total Dissolved Solids	mg/L	712	664	7	25	

SAMPLE DUPLICATE: 4248064

Parameter	Units	92704102005 Result	Dup Result	RPD	Max RPD	Qualifiers
Total Dissolved Solids	mg/L	1780000 ug/L	1830	3	25	

Results presented on this page are in the units indicated by the "Units" column except where an alternate unit is presented to the right of the result.

REPORT OF LABORATORY ANALYSIS

This report shall not be reproduced, except in full,
without the written consent of Pace Analytical Services, LLC.

Pace Analytical Services, LLC
9800 Kincey Ave. Suite 100
Huntersville, NC 28078
(704)875-9092

QUALITY CONTROL DATA

Project: Hammond AP-1
Pace Project No.: 92704380

QC Batch: 820386
QC Batch Method: SM 4500-S2D-2011
Analysis Method: SM 4500-S2D-2011
Analysis Description: 4500S2D Sulfide Water
Laboratory: Pace Analytical Services - Asheville
Associated Lab Samples: 92704380001, 92704380002, 92704380003, 92704380004

METHOD BLANK: 4246441 Matrix: Water
Associated Lab Samples: 92704380001, 92704380002, 92704380003, 92704380004

Parameter	Units	Blank Result	Reporting Limit	MDL	Analyzed	Qualifiers
Sulfide	mg/L	ND	0.10	0.022	12/19/23 02:16	

LABORATORY CONTROL SAMPLE: 4246442

Parameter	Units	Spike Conc.	LCS Result	LCS % Rec	% Rec Limits	Qualifiers
Sulfide	mg/L	0.5	0.50	99	80-120	

MATRIX SPIKE & MATRIX SPIKE DUPLICATE: 4246443 4246444

Parameter	Units	92703855001 Result	MS Spike Conc.	MSD Spike Conc.	MS Result	MSD Result	MS % Rec	MSD % Rec	% Rec Limits	RPD	Max RPD	Qual
Sulfide	mg/L	52.5J ug/L	0.5	0.5	0.41	0.39	71	68	80-120	4	10	M1

MATRIX SPIKE & MATRIX SPIKE DUPLICATE: 4246445 4246446

Parameter	Units	92704102006 Result	MS Spike Conc.	MSD Spike Conc.	MS Result	MSD Result	MS % Rec	MSD % Rec	% Rec Limits	RPD	Max RPD	Qual
Sulfide	mg/L	ND	0.5	0.5	0.45	0.48	88	93	80-120	6	10	

Results presented on this page are in the units indicated by the "Units" column except where an alternate unit is presented to the right of the result.

REPORT OF LABORATORY ANALYSIS

This report shall not be reproduced, except in full,
without the written consent of Pace Analytical Services, LLC.

Pace Analytical Services, LLC
9800 Kincey Ave. Suite 100
Huntersville, NC 28078
(704)875-9092

QUALITY CONTROL DATA

Project: Hammond AP-1
Pace Project No.: 92704380

QC Batch: 820387
QC Batch Method: SM 4500-S2D-2011
Analysis Method: SM 4500-S2D-2011
Analysis Description: 4500S2D Sulfide Water
Laboratory: Pace Analytical Services - Asheville
Associated Lab Samples: 92704380005, 92704380006, 92704380007

METHOD BLANK: 4246447 Matrix: Water
Associated Lab Samples: 92704380005, 92704380006, 92704380007

Parameter	Units	Blank Result	Reporting Limit	MDL	Analyzed	Qualifiers
Sulfide	mg/L	ND	0.10	0.022	12/19/23 02:32	

LABORATORY CONTROL SAMPLE: 4246448

Parameter	Units	Spike Conc.	LCS Result	LCS % Rec	% Rec Limits	Qualifiers
Sulfide	mg/L	0.5	0.49	98	80-120	

MATRIX SPIKE & MATRIX SPIKE DUPLICATE: 4246449 4246450

Parameter	Units	92704380005 Result	MS Spike Conc.	MSD Spike Conc.	MS Result	MSD Result	MS % Rec	MSD % Rec	% Rec Limits	RPD	Max RPD	Qual
Sulfide	mg/L	ND	0.5	0.5	0.51	0.52	101	103	80-120	2	10	

Results presented on this page are in the units indicated by the "Units" column except where an alternate unit is presented to the right of the result.

REPORT OF LABORATORY ANALYSIS

This report shall not be reproduced, except in full,
without the written consent of Pace Analytical Services, LLC.

Pace Analytical Services, LLC
9800 Kincey Ave. Suite 100
Huntersville, NC 28078
(704)875-9092

QUALITY CONTROL DATA

Project: Hammond AP-1
Pace Project No.: 92704380

QC Batch: 820470
QC Batch Method: EPA 300.0 Rev 2.1 1993
Analysis Method: EPA 300.0 Rev 2.1 1993
Analysis Description: 300.0 IC Anions
Laboratory: Pace Analytical Services - Asheville
Associated Lab Samples: 92704380001, 92704380002, 92704380003, 92704380004, 92704380005, 92704380006, 92704380007

METHOD BLANK: 4246670 Matrix: Water
Associated Lab Samples: 92704380001, 92704380002, 92704380003, 92704380004, 92704380005, 92704380006, 92704380007

Parameter	Units	Blank Result	Reporting Limit	MDL	Analyzed	Qualifiers
Chloride	mg/L	ND	1.0	0.60	12/19/23 15:48	
Fluoride	mg/L	ND	0.10	0.050	12/19/23 15:48	
Sulfate	mg/L	ND	1.0	0.50	12/19/23 15:48	

LABORATORY CONTROL SAMPLE: 4246671

Parameter	Units	Spike Conc.	LCS Result	LCS % Rec	% Rec Limits	Qualifiers
Chloride	mg/L	50	52.3	105	90-110	
Fluoride	mg/L	2.5	2.7	109	90-110	
Sulfate	mg/L	50	53.0	106	90-110	

MATRIX SPIKE & MATRIX SPIKE DUPLICATE: 4246672 4246673

Parameter	Units	92704424001 Result	MS Spike Conc.	MSD Spike Conc.	MS Result	MSD Result	MS % Rec	MSD % Rec	% Rec Limits	RPD	Max RPD	Qual
Chloride	mg/L	19.3	50	50	71.3	72.0	104	105	90-110	1	10	
Fluoride	mg/L	1.5	2.5	2.5	4.0	4.1	102	105	90-110	2	10	
Sulfate	mg/L	142	50	50	195	205	105	126	90-110	5	10	M1

MATRIX SPIKE & MATRIX SPIKE DUPLICATE: 4246674 4246675

Parameter	Units	92704380007 Result	MS Spike Conc.	MSD Spike Conc.	MS Result	MSD Result	MS % Rec	MSD % Rec	% Rec Limits	RPD	Max RPD	Qual
Chloride	mg/L	47.2	50	50	98.7	89.7	103	85	90-110	10	10	M1
Fluoride	mg/L	0.33	2.5	2.5	2.8	2.9	98	101	90-110	3	10	
Sulfate	mg/L	208	50	50	252	253	89	90	90-110	0	10	M1

Results presented on this page are in the units indicated by the "Units" column except where an alternate unit is presented to the right of the result.

REPORT OF LABORATORY ANALYSIS

This report shall not be reproduced, except in full,
without the written consent of Pace Analytical Services, LLC.

Pace Analytical Services, LLC
9800 Kincey Ave. Suite 100
Huntersville, NC 28078
(704)875-9092

QUALIFIERS

Project: Hammond AP-1
Pace Project No.: 92704380

DEFINITIONS

DF - Dilution Factor, if reported, represents the factor applied to the reported data due to dilution of the sample aliquot.

ND - Not Detected at or above adjusted reporting limit.

TNTC - Too Numerous To Count

J - Estimated concentration above the adjusted method detection limit and below the adjusted reporting limit.

MDL - Adjusted Method Detection Limit.

PQL - Practical Quantitation Limit.

RL - Reporting Limit - The lowest concentration value that meets project requirements for quantitative data with known precision and bias for a specific analyte in a specific matrix.

S - Surrogate

1,2-Diphenylhydrazine decomposes to and cannot be separated from Azobenzene using Method 8270. The result for each analyte is a combined concentration.

Consistent with EPA guidelines, unrounded data are displayed and have been used to calculate % recovery and RPD values.

LCS(D) - Laboratory Control Sample (Duplicate)

MS(D) - Matrix Spike (Duplicate)

DUP - Sample Duplicate

RPD - Relative Percent Difference

NC - Not Calculable.

SG - Silica Gel - Clean-Up

U - Indicates the compound was analyzed for, but not detected.

Acid preservation may not be appropriate for 2 Chloroethylvinyl ether.

A separate vial preserved to a pH of 4-5 is recommended in SW846 Chapter 4 for the analysis of Acrolein and Acrylonitrile by EPA Method 8260.

N-Nitrosodiphenylamine decomposes and cannot be separated from Diphenylamine using Method 8270. The result reported for each analyte is a combined concentration.

Reported results are not rounded until the final step prior to reporting. Therefore, calculated parameters that are typically reported as "Total" may vary slightly from the sum of the reported component parameters.

Pace Analytical is TNI accredited. Contact your Pace PM for the current list of accredited analytes.

TNI - The NELAC Institute.

ANALYTE QUALIFIERS

M1 Matrix spike recovery exceeded QC limits. Batch accepted based on laboratory control sample (LCS) recovery.

This report shall not be reproduced, except in full,
without the written consent of Pace Analytical Services, LLC.

Pace Analytical Services, LLC
9800 Kincey Ave. Suite 100
Huntersville, NC 28078
(704)875-9092

QUALITY CONTROL DATA CROSS REFERENCE TABLE

Project: Hammond AP-1
Pace Project No.: 92704380

Lab ID	Sample ID	QC Batch Method	QC Batch	Analytical Method	Analytical Batch
92704380001	**HAM-PT-07**	EPA 3010A	822548	EPA 6010D	822631
92704380002	**HAM-PT-08**	EPA 3010A	822548	EPA 6010D	822631
92704380003	**HAM-PT-09**	EPA 3010A	822548	EPA 6010D	822631
92704380004	**HAM-PT-10**	EPA 3010A	822548	EPA 6010D	822631
92704380005	**HAM-AP-1-EB-01**	EPA 3010A	822548	EPA 6010D	822631
92704380006	**HAM-AP-1-FB-01**	EPA 3010A	822548	EPA 6010D	822631
92704380007	**HAM-AP-1-FD-01**	EPA 3010A	822548	EPA 6010D	822631
92704380001	**HAM-PT-07**	EPA 3005A	820367	EPA 6020B	820566
92704380002	**HAM-PT-08**	EPA 3005A	820367	EPA 6020B	820566
92704380003	**HAM-PT-09**	EPA 3005A	820367	EPA 6020B	820566
92704380004	**HAM-PT-10**	EPA 3005A	820367	EPA 6020B	820566
92704380005	**HAM-AP-1-EB-01**	EPA 3005A	820367	EPA 6020B	820566
92704380006	**HAM-AP-1-FB-01**	EPA 3005A	820367	EPA 6020B	820566
92704380007	**HAM-AP-1-FD-01**	EPA 3005A	820367	EPA 6020B	820566
92704380001	**HAM-PT-07**	EPA 7470A	822758	EPA 7470A	822818
92704380002	**HAM-PT-08**	EPA 7470A	822758	EPA 7470A	822818
92704380003	**HAM-PT-09**	EPA 7470A	822758	EPA 7470A	822818
92704380004	**HAM-PT-10**	EPA 7470A	822758	EPA 7470A	822818
92704380005	**HAM-AP-1-EB-01**	EPA 7470A	822758	EPA 7470A	822818
92704380006	**HAM-AP-1-FB-01**	EPA 7470A	822758	EPA 7470A	822818
92704380007	**HAM-AP-1-FD-01**	EPA 7470A	822758	EPA 7470A	822818
92704380001	**HAM-PT-07**	SM 2320B-2011	821483		
92704380002	**HAM-PT-08**	SM 2320B-2011	821627		
92704380003	**HAM-PT-09**	SM 2320B-2011	821627		
92704380004	**HAM-PT-10**	SM 2320B-2011	821692		
92704380005	**HAM-AP-1-EB-01**	SM 2320B-2011	821692		
92704380006	**HAM-AP-1-FB-01**	SM 2320B-2011	821692		
92704380007	**HAM-AP-1-FD-01**	SM 2320B-2011	821692		
92704380001	**HAM-PT-07**	SM 2540C-2015	820740		
92704380002	**HAM-PT-08**	SM 2540C-2015	820740		
92704380003	**HAM-PT-09**	SM 2540C-2015	820740		
92704380004	**HAM-PT-10**	SM 2540C-2015	820740		
92704380005	**HAM-AP-1-EB-01**	SM 2540C-2015	820740		
92704380006	**HAM-AP-1-FB-01**	SM 2540C-2015	820740		
92704380007	**HAM-AP-1-FD-01**	SM 2540C-2015	820740		
92704380001	**HAM-PT-07**	SM 4500-S2D-2011	820386		
92704380002	**HAM-PT-08**	SM 4500-S2D-2011	820386		
92704380003	**HAM-PT-09**	SM 4500-S2D-2011	820386		
92704380004	**HAM-PT-10**	SM 4500-S2D-2011	820386		
92704380005	**HAM-AP-1-EB-01**	SM 4500-S2D-2011	820387		
92704380006	**HAM-AP-1-FB-01**	SM 4500-S2D-2011	820387		
92704380007	**HAM-AP-1-FD-01**	SM 4500-S2D-2011	820387		
92704380001	**HAM-PT-07**	EPA 300.0 Rev 2.1 1993	820470		
92704380002	**HAM-PT-08**	EPA 300.0 Rev 2.1 1993	820470		

This report shall not be reproduced, except in full,
without the written consent of Pace Analytical Services, LLC.

Pace Analytical Services, LLC
9800 Kincey Ave. Suite 100
Huntersville, NC 28078
(704)875-9092

QUALITY CONTROL DATA CROSS REFERENCE TABLE

Project: Hammond AP-1
Pace Project No.: 92704380

Lab ID	Sample ID	QC Batch Method	QC Batch	Analytical Method	Analytical Batch
92704380003	**HAM-PT-09**	EPA 300.0 Rev 2.1 1993	820470		
92704380004	**HAM-PT-10**	EPA 300.0 Rev 2.1 1993	820470		
92704380005	**HAM-AP-1-EB-01**	EPA 300.0 Rev 2.1 1993	820470		
92704380006	**HAM-AP-1-FB-01**	EPA 300.0 Rev 2.1 1993	820470		
92704380007	**HAM-AP-1-FD-01**	EPA 300.0 Rev 2.1 1993	820470		

This report shall not be reproduced, except in full,
without the written consent of Pace Analytical Services, LLC.

Pace Analytical
www.pacelabs.com

CHAIN-OF-CUSTODY / Analytical Request Document

The Chain-of-Custody is a LEGAL DOCUMENT. All relevant fields must be completed accurately.

Page: 1 of 1

Section A Required Client Information:		Section B Required Project Information:		Section C Invoice Information:	
Company:	GA Power	Report To:	SCS Contacts	Attention:	Southern Co.
Address:	Atlanta, GA	Copy To:	Geosyntec Contacts	Company Name:	
				Address:	
Email To:	SCS Contacts	Purchase Order No.:	GPC82474-0001	Pace Quote Reference:	
Phone:	Fax:	Project Name:	Hammond AP-1	Pace Project Manager:	Bonnie Vang
Requested Due Date/TAT:	5 day	Project Number:		Pace Profile #:	10839

REGULATORY AGENCY

NPDES | GROUND WATER | DRINKING WATER
UST | RCRA | ☑ OTHER CCR

Site Location STATE: GA

Requested Analysis Filtered (Y/N)

ITEM #	Section D Required Client Information — SAMPLE ID (A-Z, 0-9 / , -) Sample IDs MUST BE UNIQUE	Valid Matrix Codes: MATRIX / CODE — DRINKING WATER DW; WATER WT; WASTE WATER WW; PRODUCT P; SOIL/SOLID SL; OIL OL; WIPE WP; AIR AR; OTHER OT; TISSUE TS	MATRIX CODE (see valid codes to left)	SAMPLE TYPE (G=GRAB C=COMP)	COLLECTED COMPOSITE DATE	COLLECTED COMPOSITE TIME	COLLECTED COMPOSITE END/GRAB DATE	COLLECTED COMPOSITE END/GRAB TIME	SAMPLE TEMP AT COLLECTION	# OF CONTAINERS	Preservatives: Unpreserved	H_2SO_4	HNO_3	HCl	NaOH	$Na_2S_2O_3$	Methanol	Other	Analysis Test Y/N	Chloride, Fluoride, Sulfate	Full App III and IV metals	Major Ions (Profile 10839-2)	TDS							Residual Chlorine (Y/N)	Pace Project No./ Lab I.D.
																					N	N	N	N	N	N							
1	HAM-PT-07		WG	G	12/14/2023	1147			21	5	3		1					1		X	X	X	X									N	
2	HAM-PT-08		WG	G	12/14/2024	1008			19	5	3		1					1		X	X	X	X									N	
3	HAM-PT-09		WG	G	12/14/2025	1253			21	5	3		1					1		X	X	X	X									N	
4	HAM-PT-10		WG	G	12/14/2026	1055			20	5	3		1					1		X	X	X	X									N	
5	HAM-AP1-EB-01		WQ	G	12/14/2027	1320			20	5	3		1					1		X	X	X	X									N	
6	HAM-AP1-FB-01		WQ	G	12/14/2028	1305			20	5	3		1					1		X	X	X	X									N	
7	HAM-AP1-FD-01		WG	G	12/14/2029	0000			20	5	3		1					1		X	X	X	X									N	
8																																
9																																
10																																
11																																
12																																

ADDITIONAL COMMENTS	RELINQUISHED BY / AFFILIATION	DATE	TIME	ACCEPTED BY / AFFILIATION	DATE	TIME	SAMPLE CONDITIONS
Task Code HAM-CCR-CA-20231214	Zain Webb / Geosyntec	12/14/23	1656	Thomas Hessler / Geosyntec	12/14/2023	1656	
	Thomas Hessler / Geosyntec	12/14/2023	0940	Ryan Williams / PACE	12/14/2023	0940	
	Ryan Williams / PACE	12/15/2023	1450		12/15	1450	

SAMPLER NAME AND SIGNATURE

PRINT Name of SAMPLER: Zain Webb, Tristan Orndorff / Geosyntec Consultants, Inc.

SIGNATURE of SAMPLER: Zain Webb — DATE Signed (MM/DD/YY): 12/14/23

Temp in °C	Received on Ice (Y/N)	Custody Sealed Cooler (Y/N)	Samples Intact (Y/N)

*Important Note: By signing this form you are accepting Pace's NET 30 day payment terms and agreeing to late charges of 1.5% per month for any invoices not paid within 30 days.

DC#_Title: ENV-FRM-HUN1-0083 v03_Sample Condition Upon Receipt

Effective Date: 11/29/2023

Laboratory receiving samples:

Asheville ☐ Eden ☐ Greenwood ☐ Huntersville ☐ Raleigh ☐ Mechanicsville ☐ Atlanta ☑ Kernersville ☐

Sample Condition Upon Receipt

Client Name: Ga Power

Project #:

Courier: ☐ Commercial ☑ Fed Ex ☐ UPS ☐ USPS ☑ Pace ☐ Client ☐ Other:____

Custody Seal Present? ☑ Yes ☐ No **Seals Intact?** ☑ Yes ☐ No ☐ N/A

Date/Initials Person Examining Contents: 12/15/23 JU

Packing Material: ☑ Bubble Wrap ☐ Bubble Bags ☐ None ☐ Other

Biological Tissue Frozen? ☐ Yes ☐ No ☑ N/A

Thermometer: ☑ IR Gun ID: 230 **Type of Ice:** ☑ Wet ☐ Blue ☐ None

Cooler Temp: 1.1 **Correction Factor:** Add/Subtract (°C) 0.0

Temp should be above freezing to 6°C

☐ Samples out of temp criteria. Samples on ice, cooling process has begun

Cooler Temp Corrected (°C): 1.1

USDA Regulated Soil (☐ N/A, water sample)

Did samples originate in a quarantine zone within the United States: CA, NY, or SC (check maps)? ☐ Yes ☐ No

Did samples originate from a foreign source (internationally, including Hawaii and Puerto Rico)? ☐ Yes ☐ No

				Comments/Discrepancy:
Chain of Custody Present?	☑ Yes	☐ No	☐ N/A	1.
Samples Arrived within Hold Time?	☑ Yes	☐ No	☐ N/A	2.
Short Hold Time Analysis (<72 hr.)?	☑ Yes	☐ No	☐ N/A	3.
Rush Turn Around Time Requested?	☐ Yes	☑ No	☐ N/A	4.
Sufficient Volume?	☑ Yes	☐ No	☐ N/A	5.
Correct Containers Used?	☑ Yes	☐ No	☐ N/A	6.
-Pace Containers Used?	☑ Yes	☐ No	☐ N/A	
Containers Intact?	☑ Yes	☐ No	☐ N/A	7.
Dissolved analysis: Samples Field Filtered?	☐ Yes	☐ No	☑ N/A	8.
Sample Labels Match COC?	☑ Yes	☐ No	☐ N/A	9.
-Includes Date/Time/ID/Analysis Matrix: W				
Headspace in VOA Vials (>5-6mm)?	☐ Yes	☐ No	☑ N/A	10.
Trip Blank Present?	☐ Yes	☐ No	☑ N/A	11.
Trip Blank Custody Seals Present?	☐ Yes	☐ No	☑ N/A	

COMMENTS/SAMPLE DISCREPANCY

Field Data Required? ☐ Yes ☐ No

Lot ID of split containers:

CLIENT NOTIFICATION/RESOLUTION

Person contacted: _____ Date/Time: _____

Project Manager SCURF Review: _____ **Date:** _____

Project Manager SRF Review: _____ **Date:** _____

***Check mark top half of box if pH and/or dechlorination is verified and within the acceptance range for preservation samples.**

Exceptions: VOA, Coliform, TOC, Oil and Grease, DRO/8015 (water) DOC, LLHg

****Bottom half of box is to list number of bottles**

*****Check all unpreserved Nitrates for chlorine**

Project #

Item#	BP4U-125 mL Plastic Unpreserved (N/A) (Cl-)	BP3U-250 mL Plastic Unpreserved (N/A)	BP2U-500 mL Plastic Unpreserved (N/A)	BP1U-1 liter Plastic Unpreserved (N/A)	BP4S-125 mL Plastic H2SO4 (pH < 2) (Cl-)	BP3N-250 mL plastic HNO3 (pH < 2)	BP4Z-125 mL Plastic ZN Acetate & NaOH (>9)	BP4B-125 mL Plastic NaOH (pH > 12) (Cl-)	WGFU-Wide-mouthed Glass jar Unpreserved	AG1U-1 liter Amber Unpreserved (N/A) (Cl-)	AG1H-1 liter Amber HCl (pH < 2)	AG3U-250 mL Amber Unpreserved (N/A) (Cl-)	AG1S-1 liter Amber H2SO4 (pH < 2)	AG3S-250 mL Amber H2SO4 (pH < 2)	DG94-40 mL Amber NH4Cl (N/A)(Cl-)	DG9H-40 mL VOA HCl (N/A)	VG9T-40 mL VOA Na2S2O3 (N/A)	VG9U-40 mL VOA Unpreserved (N/A)	DG9V-40 mL VOA H3PO4 (N/A)	KP7U-50 mL Plastic Unpreserved (N/A)	V/GK (3 vials per kit)-VPH/Gas kit (N/A)	SP5T-125 mL Sterile Plastic (N/A – lab)	SP2T-250 mL Sterile Plastic (N/A – lab)		BP3R-250 mL Plastic (NH2)2SO4 (9.3-9.7)	AG0U-100 mL Amber Unpreserved (N/A) (Cl-)	VSGU-20 mL Scintillation vials (N/A)	DG9U-40 mL Amber Unpreserved vials (N/A)
1		2	1			1		1																					
2		2				1		1																					
3		2				1		1																					
4		2				1		1																					
5		2				1		1																					
6		2				1		1																					
7		2				1		1																					
8																													
9																													
10																													
11																													
12																													

pH Adjustment Log for Preserved Samples

Sample ID	Type of Preservative	pH upon receipt	Date preservation adjusted	Time preservation adjusted	Amount of Preservative added	Lot #

Note: Whenever there is a discrepancy affecting North Carolina compliance samples, a copy of this form will be sent to the North Carolina DENR Certification Office (i.e Out of hold, incorrect preservative, out of temp, incorrect containers.

Pace Analytical Services, LLC
9800 Kincey Ave. Suite 100
Huntersville, NC 28078
(704)875-9092

January 10, 2024

Kristen Jurinko
Southern Company
241 Ralph McGill Blvd NE
Bin 10160
Atlanta, GA 30308

RE: Project: Hammond AP-1
Pace Project No.: 92705258

Dear Kristen Jurinko:

Enclosed are the analytical results for sample(s) received by the laboratory on December 21, 2023. The results relate only to the samples included in this report. Results reported herein conform to the applicable TNI/NELAC Standards and the laboratory's Quality Manual, where applicable, unless otherwise noted in the body of the report.

The test results provided in this final report were generated by each of the following laboratories within the Pace Network:

- Pace Analytical Services - Asheville
- Pace Analytical Services - Peachtree Corners, GA

If you have any questions concerning this report, please feel free to contact me.

Sincerely,

Bonnie Vang
bonnie.vang@pacelabs.com
704-977-0968
Project Manager

Enclosures

cc: Kip Gray, Geosyntec
Christine Hug, Geosyntec Consultants, Inc.
Thomas Kessler, Geosyntec Consultants
Whitney Law, Geosyntec Consultants
Laura Midkiff, Southern Company
Caroline Nelson, Geosyntec
Anthony Szwast, Geosyntec Consultants

This report shall not be reproduced, except in full,
without the written consent of Pace Analytical Services, LLC.

Pace Analytical Services, LLC
9800 Kincey Ave. Suite 100
Huntersville, NC 28078
(704)875-9092

CERTIFICATIONS

Project: Hammond AP-1
Pace Project No.: 92705258

Pace Analytical Services Asheville
2225 Riverside Drive, Asheville, NC 28804
Florida/NELAP Certification #: E87648
North Carolina Drinking Water Certification #: 37712
North Carolina Wastewater Certification #: 40
South Carolina Laboratory ID: 99030
South Carolina Certification #: 99030001
Virginia/VELAP Certification #: 460222

Pace Analytical Services Peachtree Corners
110 Technology Pkwy, Peachtree Corners, GA 30092
Florida DOH Certification #: E87315
Georgia DW Inorganics Certification #: 812
North Carolina Certification #: 381
South Carolina Certification #: 98011001
Virginia Certification #: 460204

REPORT OF LABORATORY ANALYSIS

This report shall not be reproduced, except in full,
without the written consent of Pace Analytical Services, LLC.

Pace Analytical Services, LLC
9800 Kincey Ave. Suite 100
Huntersville, NC 28078
(704)875-9092

SAMPLE SUMMARY

Project: Hammond AP-1
Pace Project No.: 92705258

Lab ID	Sample ID	Matrix	Date Collected	Date Received
92705258001	**HAM-PT-07**	Water	12/20/23 13:11	12/21/23 14:45
92705258002	**HAM-PT-08**	Water	12/20/23 14:25	12/21/23 14:45
92705258003	**HAM-PT-09**	Water	12/20/23 14:30	12/21/23 14:45
92705258004	**HAM-PT-10**	Water	12/20/23 12:03	12/21/23 14:45
92705258005	**HAM-AP1-EB-01**	Water	12/20/23 15:10	12/21/23 14:45
92705258006	**HAM-AP1-FB-01**	Water	12/20/23 15:15	12/21/23 14:45
92705258007	**HAM-AP1-FD-01**	Water	12/20/23 00:00	12/21/23 14:45

This report shall not be reproduced, except in full,
without the written consent of Pace Analytical Services, LLC.

Pace Analytical Services, LLC
9800 Kincey Ave. Suite 100
Huntersville, NC 28078
(704)875-9092

SAMPLE ANALYTE COUNT

Project: Hammond AP-1
Pace Project No.: 92705258

Lab ID	Sample ID	Method	Analysts	Analytes Reported
92705258001	**HAM-PT-07**	EPA 6020B	CW1, MT1	3
		EPA 300.0 Rev 2.1 1993	CDC	1
92705258002	**HAM-PT-08**	EPA 6020B	CW1, MT1	3
		EPA 300.0 Rev 2.1 1993	CDC	1
92705258003	**HAM-PT-09**	EPA 6020B	CW1, MT1	3
		EPA 300.0 Rev 2.1 1993	CDC	1
92705258004	**HAM-PT-10**	EPA 6020B	CW1, MT1	3
		EPA 300.0 Rev 2.1 1993	CDC	1
92705258005	**HAM-AP1-EB-01**	EPA 6020B	CW1, MT1	4
		EPA 300.0 Rev 2.1 1993	CDC	1
92705258006	**HAM-AP1-FB-01**	EPA 6020B	CW1, MT1	4
		EPA 300.0 Rev 2.1 1993	CDC	1
92705258007	**HAM-AP1-FD-01**	EPA 6020B	CW1, MT1	4
		EPA 300.0 Rev 2.1 1993	CDC	1

PASI-A = Pace Analytical Services - Asheville
PASI-GA = Pace Analytical Services - Peachtree Corners, GA

REPORT OF LABORATORY ANALYSIS

This report shall not be reproduced, except in full,
without the written consent of Pace Analytical Services, LLC.

Pace Analytical Services, LLC
9800 Kincey Ave. Suite 100
Huntersville, NC 28078
(704)875-9092

SUMMARY OF DETECTION

Project: Hammond AP-1
Pace Project No.: 92705258

Lab Sample ID / Method	Client Sample ID / Parameters	Result	Units	Report Limit	Analyzed	Qualifiers
92705258001	**HAM-PT-07**					
EPA 6020B	Arsenic	0.24	mg/L	0.010	01/08/24 17:53	
EPA 6020B	Boron	1.0	mg/L	0.040	01/08/24 17:53	M1
EPA 6020B	Iron	13.4	mg/L	0.40	01/09/24 14:09	M1
EPA 300.0 Rev 2.1 1993	Sulfate	280	mg/L	6.0	12/27/23 05:23	
92705258002	**HAM-PT-08**					
EPA 6020B	Arsenic	0.22	mg/L	0.010	01/08/24 18:10	
EPA 6020B	Boron	0.90	mg/L	0.040	01/08/24 18:10	
EPA 6020B	Iron	4.8	mg/L	0.040	01/09/24 14:20	
EPA 300.0 Rev 2.1 1993	Sulfate	191	mg/L	4.0	12/27/23 05:38	
92705258003	**HAM-PT-09**					
EPA 6020B	Boron	0.44	mg/L	0.040	01/08/24 18:14	
EPA 6020B	Iron	0.24	mg/L	0.040	01/09/24 14:24	
EPA 6020B	Molybdenum	0.54	mg/L	0.010	01/08/24 18:14	
EPA 300.0 Rev 2.1 1993	Sulfate	97.1	mg/L	1.0	12/26/23 23:44	
92705258004	**HAM-PT-10**					
EPA 6020B	Boron	1.3	mg/L	0.040	01/08/24 18:18	
EPA 6020B	Iron	0.78	mg/L	0.040	01/09/24 14:27	
EPA 6020B	Molybdenum	0.20	mg/L	0.010	01/08/24 18:18	
EPA 300.0 Rev 2.1 1993	Sulfate	165	mg/L	4.0	12/27/23 05:53	
92705258005	**HAM-AP1-EB-01**					
EPA 6020B	Boron	0.020J	mg/L	0.040	01/08/24 18:23	
92705258006	**HAM-AP1-FB-01**					
EPA 6020B	Iron	0.011J	mg/L	0.040	01/09/24 14:35	
92705258007	**HAM-AP1-FD-01**					
EPA 6020B	Arsenic	0.00091J	mg/L	0.010	01/08/24 18:39	
EPA 6020B	Boron	0.44	mg/L	0.040	01/08/24 18:39	
EPA 6020B	Iron	0.23	mg/L	0.040	01/09/24 14:39	
EPA 6020B	Molybdenum	0.57	mg/L	0.010	01/09/24 14:39	
EPA 300.0 Rev 2.1 1993	Sulfate	97.1	mg/L	1.0	12/27/23 01:05	

This report shall not be reproduced, except in full,
without the written consent of Pace Analytical Services, LLC.

Pace Analytical Services, LLC
9800 Kincey Ave. Suite 100
Huntersville, NC 28078
(704)875-9092

ANALYTICAL RESULTS

Project: Hammond AP-1
Pace Project No.: 92705258

Sample: HAM-PT-07 **Lab ID: 92705258001** Collected: 12/20/23 13:11 Received: 12/21/23 14:45 Matrix: Water

Parameters	Results	Units	Report Limit	MDL	DF	Prepared	Analyzed	CAS No.	Qual
6020 MET ICPMS	Analytical Method: EPA 6020B Preparation Method: EPA 3005A Pace Analytical Services - Peachtree Corners, GA								
Arsenic	**0.24**	mg/L	0.010	0.00084	1	01/08/24 10:18	01/08/24 17:53	7440-38-2	
Boron	**1.0**	mg/L	0.040	0.012	1	01/08/24 10:18	01/08/24 17:53	7440-42-8	M1
Iron	**13.4**	mg/L	0.40	0.075	10	01/08/24 10:18	01/09/24 14:09	7439-89-6	M1
300.0 IC Anions 28 Days	Analytical Method: EPA 300.0 Rev 2.1 1993 Pace Analytical Services - Asheville								
Sulfate	**280**	mg/L	6.0	3.0	6		12/27/23 05:23	14808-79-8	

REPORT OF LABORATORY ANALYSIS

This report shall not be reproduced, except in full,
without the written consent of Pace Analytical Services, LLC.

Pace Analytical Services, LLC
9800 Kincey Ave. Suite 100
Huntersville, NC 28078
(704)875-9092

ANALYTICAL RESULTS

Project: Hammond AP-1
Pace Project No.: 92705258

Sample: HAM-PT-08 **Lab ID: 92705258002** Collected: 12/20/23 14:25 Received: 12/21/23 14:45 Matrix: Water

Parameters	Results	Units	Report Limit	MDL	DF	Prepared	Analyzed	CAS No.	Qual
6020 MET ICPMS	Analytical Method: EPA 6020B Preparation Method: EPA 3005A Pace Analytical Services - Peachtree Corners, GA								
Arsenic	**0.22**	mg/L	0.010	0.00084	1	01/08/24 10:18	01/08/24 18:10	7440-38-2	
Boron	**0.90**	mg/L	0.040	0.012	1	01/08/24 10:18	01/08/24 18:10	7440-42-8	
Iron	**4.8**	mg/L	0.040	0.0075	1	01/08/24 10:18	01/09/24 14:20	7439-89-6	
300.0 IC Anions 28 Days	Analytical Method: EPA 300.0 Rev 2.1 1993 Pace Analytical Services - Asheville								
Sulfate	**191**	mg/L	4.0	2.0	4		12/27/23 05:38	14808-79-8	

REPORT OF LABORATORY ANALYSIS

This report shall not be reproduced, except in full,
without the written consent of Pace Analytical Services, LLC.

Pace Analytical Services, LLC
9800 Kincey Ave. Suite 100
Huntersville, NC 28078
(704)875-9092

ANALYTICAL RESULTS

Project: Hammond AP-1
Pace Project No.: 92705258

Sample: HAM-PT-09 **Lab ID: 92705258003** Collected: 12/20/23 14:30 Received: 12/21/23 14:45 Matrix: Water

Parameters	Results	Units	Report Limit	MDL	DF	Prepared	Analyzed	CAS No.	Qual
6020 MET ICPMS	Analytical Method: EPA 6020B Preparation Method: EPA 3005A Pace Analytical Services - Peachtree Corners, GA								
Boron	**0.44**	mg/L	0.040	0.012	1	01/08/24 10:18	01/08/24 18:14	7440-42-8	
Iron	**0.24**	mg/L	0.040	0.0075	1	01/08/24 10:18	01/09/24 14:24	7439-89-6	
Molybdenum	**0.54**	mg/L	0.010	0.00062	1	01/08/24 10:18	01/08/24 18:14	7439-98-7	
300.0 IC Anions 28 Days	Analytical Method: EPA 300.0 Rev 2.1 1993 Pace Analytical Services - Asheville								
Sulfate	**97.1**	mg/L	1.0	0.50	1		12/26/23 23:44	14808-79-8	

REPORT OF LABORATORY ANALYSIS

This report shall not be reproduced, except in full,
without the written consent of Pace Analytical Services, LLC.

Pace Analytical Services, LLC
9800 Kincey Ave. Suite 100
Huntersville, NC 28078
(704)875-9092

ANALYTICAL RESULTS

Project: Hammond AP-1
Pace Project No.: 92705258

Sample: HAM-PT-10 **Lab ID: 92705258004** Collected: 12/20/23 12:03 Received: 12/21/23 14:45 Matrix: Water

Parameters	Results	Units	Report Limit	MDL	DF	Prepared	Analyzed	CAS No.	Qual
6020 MET ICPMS	Analytical Method: EPA 6020B Preparation Method: EPA 3005A Pace Analytical Services - Peachtree Corners, GA								
Boron	**1.3**	mg/L	0.040	0.012	1	01/08/24 10:18	01/08/24 18:18	7440-42-8	
Iron	**0.78**	mg/L	0.040	0.0075	1	01/08/24 10:18	01/09/24 14:27	7439-89-6	
Molybdenum	**0.20**	mg/L	0.010	0.00062	1	01/08/24 10:18	01/08/24 18:18	7439-98-7	
300.0 IC Anions 28 Days	Analytical Method: EPA 300.0 Rev 2.1 1993 Pace Analytical Services - Asheville								
Sulfate	**165**	mg/L	4.0	2.0	4		12/27/23 05:53	14808-79-8	

REPORT OF LABORATORY ANALYSIS

This report shall not be reproduced, except in full,
without the written consent of Pace Analytical Services, LLC.

Pace Analytical Services, LLC
9800 Kincey Ave. Suite 100
Huntersville, NC 28078
(704)875-9092

ANALYTICAL RESULTS

Project: Hammond AP-1
Pace Project No.: 92705258

Sample: HAM-AP1-EB-01 **Lab ID: 92705258005** Collected: 12/20/23 15:10 Received: 12/21/23 14:45 Matrix: Water

Parameters	Results	Units	Report Limit	MDL	DF	Prepared	Analyzed	CAS No.	Qual
6020 MET ICPMS	Analytical Method: EPA 6020B Preparation Method: EPA 3005A Pace Analytical Services - Peachtree Corners, GA								
Arsenic	ND	mg/L	0.010	0.00084	1	01/08/24 10:18	01/08/24 18:23	7440-38-2	
Boron	**0.020J**	mg/L	0.040	0.012	1	01/08/24 10:18	01/08/24 18:23	7440-42-8	
Iron	ND	mg/L	0.040	0.0075	1	01/08/24 10:18	01/09/24 14:31	7439-89-6	
Molybdenum	ND	mg/L	0.010	0.00062	1	01/08/24 10:18	01/08/24 18:23	7439-98-7	
300.0 IC Anions 28 Days	Analytical Method: EPA 300.0 Rev 2.1 1993 Pace Analytical Services - Asheville								
Sulfate	ND	mg/L	1.0	0.50	1		12/26/23 20:25	14808-79-8	

REPORT OF LABORATORY ANALYSIS

This report shall not be reproduced, except in full,
without the written consent of Pace Analytical Services, LLC.

Pace Analytical Services, LLC
9800 Kincey Ave. Suite 100
Huntersville, NC 28078
(704)875-9092

ANALYTICAL RESULTS

Project: Hammond AP-1
Pace Project No.: 92705258

Sample: HAM-AP1-FB-01 **Lab ID: 92705258006** Collected: 12/20/23 15:15 Received: 12/21/23 14:45 Matrix: Water

Parameters	Results	Units	Report Limit	MDL	DF	Prepared	Analyzed	CAS No.	Qual
6020 MET ICPMS	Analytical Method: EPA 6020B Preparation Method: EPA 3005A Pace Analytical Services - Peachtree Corners, GA								
Arsenic	ND	mg/L	0.010	0.00084	1	01/08/24 10:18	01/08/24 18:35	7440-38-2	
Boron	ND	mg/L	0.040	0.012	1	01/08/24 10:18	01/08/24 18:35	7440-42-8	
Iron	**0.011J**	mg/L	0.040	0.0075	1	01/08/24 10:18	01/09/24 14:35	7439-89-6	
Molybdenum	ND	mg/L	0.010	0.00062	1	01/08/24 10:18	01/09/24 14:35	7439-98-7	
300.0 IC Anions 28 Days	Analytical Method: EPA 300.0 Rev 2.1 1993 Pace Analytical Services - Asheville								
Sulfate	ND	mg/L	1.0	0.50	1		12/26/23 21:41	14808-79-8	

REPORT OF LABORATORY ANALYSIS

This report shall not be reproduced, except in full,
without the written consent of Pace Analytical Services, LLC.

Pace Analytical Services, LLC
9800 Kincey Ave. Suite 100
Huntersville, NC 28078
(704)875-9092

ANALYTICAL RESULTS

Project: Hammond AP-1
Pace Project No.: 92705258

Sample: HAM-AP1-FD-01 **Lab ID: 92705258007** Collected: 12/20/23 00:00 Received: 12/21/23 14:45 Matrix: Water

Parameters	Results	Units	Report Limit	MDL	DF	Prepared	Analyzed	CAS No.	Qual
6020 MET ICPMS	Analytical Method: EPA 6020B Preparation Method: EPA 3005A Pace Analytical Services - Peachtree Corners, GA								
Arsenic	**0.00091J**	mg/L	0.010	0.00084	1	01/08/24 10:18	01/08/24 18:39	7440-38-2	
Boron	**0.44**	mg/L	0.040	0.012	1	01/08/24 10:18	01/08/24 18:39	7440-42-8	
Iron	**0.23**	mg/L	0.040	0.0075	1	01/08/24 10:18	01/09/24 14:39	7439-89-6	
Molybdenum	**0.57**	mg/L	0.010	0.00062	1	01/08/24 10:18	01/09/24 14:39	7439-98-7	
300.0 IC Anions 28 Days	Analytical Method: EPA 300.0 Rev 2.1 1993 Pace Analytical Services - Asheville								
Sulfate	**97.1**	mg/L	1.0	0.50	1		12/27/23 01:05	14808-79-8	

REPORT OF LABORATORY ANALYSIS

This report shall not be reproduced, except in full,
without the written consent of Pace Analytical Services, LLC.

Pace Analytical Services, LLC
9800 Kincey Ave. Suite 100
Huntersville, NC 28078
(704)875-9092

QUALITY CONTROL DATA

Project: Hammond AP-1
Pace Project No.: 92705258

QC Batch: 823797
QC Batch Method: EPA 3005A
Analysis Method: EPA 6020B
Analysis Description: 6020 MET
Laboratory: Pace Analytical Services - Peachtree Corners, GA
Associated Lab Samples: 92705258001, 92705258002, 92705258003, 92705258004, 92705258005, 92705258006, 92705258007

METHOD BLANK: 4261574 Matrix: Water
Associated Lab Samples: 92705258001, 92705258002, 92705258003, 92705258004, 92705258005, 92705258006, 92705258007

Parameter	Units	Blank Result	Reporting Limit	MDL	Analyzed	Qualifiers
Arsenic	mg/L	ND	0.010	0.00084	01/08/24 17:45	
Boron	mg/L	ND	0.040	0.012	01/08/24 17:45	
Iron	mg/L	ND	0.040	0.0075	01/08/24 17:45	
Molybdenum	mg/L	ND	0.010	0.00062	01/08/24 17:45	

LABORATORY CONTROL SAMPLE: 4261575

Parameter	Units	Spike Conc.	LCS Result	LCS % Rec	% Rec Limits	Qualifiers
Arsenic	mg/L	0.1	0.099	99	80-120	
Boron	mg/L	1	1.0	100	80-120	
Iron	mg/L	1	0.95	95	80-120	
Molybdenum	mg/L	0.1	0.098	98	80-120	

MATRIX SPIKE & MATRIX SPIKE DUPLICATE: 4261576 4261577

Parameter	Units	92705258001 Result	MS Spike Conc.	MSD Spike Conc.	MS Result	MSD Result	MS % Rec	MSD % Rec	% Rec Limits	RPD	Max RPD	Qual
Arsenic	mg/L	0.24	0.1	0.1	0.33	0.33	90	88	75-125	1	20	
Boron	mg/L	1.0	1	1	1.8	1.7	76	73	75-125	2	20	M1
Iron	mg/L	13.4	1	1	14.5	13.6	106	17	75-125	6	20	M1
Molybdenum	mg/L	0.0097J	0.1	0.1	0.10	0.10	94	94	75-125	0	20	

Results presented on this page are in the units indicated by the "Units" column except where an alternate unit is presented to the right of the result.

REPORT OF LABORATORY ANALYSIS

This report shall not be reproduced, except in full,
without the written consent of Pace Analytical Services, LLC.

Pace Analytical Services, LLC
9800 Kincey Ave. Suite 100
Huntersville, NC 28078
(704)875-9092

QUALITY CONTROL DATA

Project: Hammond AP-1
Pace Project No.: 92705258

QC Batch: 821838
QC Batch Method: EPA 300.0 Rev 2.1 1993
Analysis Method: EPA 300.0 Rev 2.1 1993
Analysis Description: 300.0 IC Anions
Laboratory: Pace Analytical Services - Asheville
Associated Lab Samples: 92705258001, 92705258002, 92705258003, 92705258004, 92705258005, 92705258006, 92705258007

METHOD BLANK: 4253147 Matrix: Water
Associated Lab Samples: 92705258001, 92705258002, 92705258003, 92705258004, 92705258005, 92705258006, 92705258007

Parameter	Units	Blank Result	Reporting Limit	MDL	Analyzed	Qualifiers
Sulfate	mg/L	ND	1.0	0.50	12/26/23 18:37	

LABORATORY CONTROL SAMPLE: 4253148

Parameter	Units	Spike Conc.	LCS Result	LCS % Rec	% Rec Limits	Qualifiers
Sulfate	mg/L	50	51.6	103	90-110	

MATRIX SPIKE & MATRIX SPIKE DUPLICATE: 4253149 4253150

Parameter	Units	92705346001 Result	MS Spike Conc.	MSD Spike Conc.	MS Result	MSD Result	MS % Rec	MSD % Rec	% Rec Limits	RPD	Max RPD	Qual
Sulfate	mg/L	17.5	50	50	69.1	70.0	103	105	90-110	1	10	

MATRIX SPIKE & MATRIX SPIKE DUPLICATE: 4253151 4253152

Parameter	Units	92705258005 Result	MS Spike Conc.	MSD Spike Conc.	MS Result	MSD Result	MS % Rec	MSD % Rec	% Rec Limits	RPD	Max RPD	Qual
Sulfate	mg/L	ND	50	50	50.9	53.0	102	106	90-110	4	10	

Results presented on this page are in the units indicated by the "Units" column except where an alternate unit is presented to the right of the result.

REPORT OF LABORATORY ANALYSIS

This report shall not be reproduced, except in full,
without the written consent of Pace Analytical Services, LLC.

Pace Analytical Services, LLC
9800 Kincey Ave. Suite 100
Huntersville, NC 28078
(704)875-9092

QUALIFIERS

Project: Hammond AP-1
Pace Project No.: 92705258

DEFINITIONS

DF - Dilution Factor, if reported, represents the factor applied to the reported data due to dilution of the sample aliquot.

ND - Not Detected at or above adjusted reporting limit.

TNTC - Too Numerous To Count

J - Estimated concentration above the adjusted method detection limit and below the adjusted reporting limit.

MDL - Adjusted Method Detection Limit.

PQL - Practical Quantitation Limit.

RL - Reporting Limit - The lowest concentration value that meets project requirements for quantitative data with known precision and bias for a specific analyte in a specific matrix.

S - Surrogate

1,2-Diphenylhydrazine decomposes to and cannot be separated from Azobenzene using Method 8270. The result for each analyte is a combined concentration.

Consistent with EPA guidelines, unrounded data are displayed and have been used to calculate % recovery and RPD values.

LCS(D) - Laboratory Control Sample (Duplicate)

MS(D) - Matrix Spike (Duplicate)

DUP - Sample Duplicate

RPD - Relative Percent Difference

NC - Not Calculable.

SG - Silica Gel - Clean-Up

U - Indicates the compound was analyzed for, but not detected.

Acid preservation may not be appropriate for 2 Chloroethylvinyl ether.

A separate vial preserved to a pH of 4-5 is recommended in SW846 Chapter 4 for the analysis of Acrolein and Acrylonitrile by EPA Method 8260.

N-Nitrosodiphenylamine decomposes and cannot be separated from Diphenylamine using Method 8270. The result reported for each analyte is a combined concentration.

Reported results are not rounded until the final step prior to reporting. Therefore, calculated parameters that are typically reported as "Total" may vary slightly from the sum of the reported component parameters.

Pace Analytical is TNI accredited. Contact your Pace PM for the current list of accredited analytes.

TNI - The NELAC Institute.

ANALYTE QUALIFIERS

M1 Matrix spike recovery exceeded QC limits. Batch accepted based on laboratory control sample (LCS) recovery.

This report shall not be reproduced, except in full,
without the written consent of Pace Analytical Services, LLC.

Pace Analytical Services, LLC
9800 Kincey Ave. Suite 100
Huntersville, NC 28078
(704)875-9092

QUALITY CONTROL DATA CROSS REFERENCE TABLE

Project: Hammond AP-1
Pace Project No.: 92705258

Lab ID	Sample ID	QC Batch Method	QC Batch	Analytical Method	Analytical Batch
92705258001	**HAM-PT-07**	EPA 3005A	823797	EPA 6020B	824118
92705258002	**HAM-PT-08**	EPA 3005A	823797	EPA 6020B	824118
92705258003	**HAM-PT-09**	EPA 3005A	823797	EPA 6020B	824118
92705258004	**HAM-PT-10**	EPA 3005A	823797	EPA 6020B	824118
92705258005	**HAM-AP1-EB-01**	EPA 3005A	823797	EPA 6020B	824118
92705258006	**HAM-AP1-FB-01**	EPA 3005A	823797	EPA 6020B	824118
92705258007	**HAM-AP1-FD-01**	EPA 3005A	823797	EPA 6020B	824118
92705258001	**HAM-PT-07**	EPA 300.0 Rev 2.1 1993	821838		
92705258002	**HAM-PT-08**	EPA 300.0 Rev 2.1 1993	821838		
92705258003	**HAM-PT-09**	EPA 300.0 Rev 2.1 1993	821838		
92705258004	**HAM-PT-10**	EPA 300.0 Rev 2.1 1993	821838		
92705258005	**HAM-AP1-EB-01**	EPA 300.0 Rev 2.1 1993	821838		
92705258006	**HAM-AP1-FB-01**	EPA 300.0 Rev 2.1 1993	821838		
92705258007	**HAM-AP1-FD-01**	EPA 300.0 Rev 2.1 1993	821838		

This report shall not be reproduced, except in full,
without the written consent of Pace Analytical Services, LLC.

CHAIN-OF-CUSTODY / Analytical Request Document

The Chain-of-Custody is a LEGAL DOCUMENT. All relevant fields must be completed accurately.

Pace Analytical
www.pacelabs.com

Page: 1 of 1

Section A Required Client Information:

Company:	GA Power
Address:	Atlanta, GA
Email To:	SCS Contacts
Phone:	Fax:
Requested Due Date/TAT:	10 day

Section B Required Project Information:

Report To:	SCS Contacts
Copy To:	Geosyntec Contacts
Purchase Order No.:	GPC82474-0001
Project Name:	Hammond AP-1
Project Number:	

Section C Invoice Information:

Attention:	Southern Co
Company Name:	
Address:	
Pace Quote Reference:	
Pace Project Manager:	Bonnie Vang
Pace Profile #:	10839

REGULATORY AGENCY

NPDES | GROUND WATER | DRINKING WATER | UST | RCRA | ☑ OTHER CCR

Site Location STATE: GA

Section D Required Client Information

SAMPLE ID
(A-Z, 0-9 / ,-)
Sample IDs MUST BE UNIQUE

Valid Matrix Codes

MATRIX	CODE
DRINKING WATER	DW
WATER	WT
WASTE WATER	WW
PRODUCT	P
SOIL/SOLID	SL
OIL	OL
WIPE	WP
AIR	AR
OTHER	OT
TISSUE	TS

Requested Analysis Filtered (Y/N)

ITEM #	SAMPLE ID	MATRIX CODE (see valid codes to left)	SAMPLE TYPE (G=GRAB C=COMP)	COLLECTED COMPOSITE DATE	COLLECTED COMPOSITE TIME	COLLECTED COMPOSITE DATE	COLLECTED COMPOSITE TIME	SAMPLE TEMP AT COLLECTION	# OF CONTAINERS	Preservatives: Unpreserved	H_2SO_4	HNO_3	HCl	NaOH	$Na_2S_2O_3$	Methanol	Other	Analysis Test Y/N	Arsenic, Boron, Iron	Molybdenum, Boron, Iron	Arsenic, Molybdenum, Boron, Iron	Sulfate	Residual Chlorine (Y/N)	Pace Project No./ Lab I.D.
1	HAM-PT-07	WG	G	12/20/2023	1311			18	2	1		1						N	X			X	N	
2	HAM-PT-08	WG	G	12/20/2023	1425			18	2	1		1						N	X			X	N	
3	HAM-PT-09	WG	G	12/20/2023	1430			18	2	1		1						N		X		X	N	
4	HAM-PT-10	WG	G	12/20/2023	1203			16	2	1		1						N		X		X	N	
5	HAM-AP1-EB-01	WQ	G	12/20/2023	1510			18	2	1		1						N			X	X	N	
6	HAM-AP1-FB-01	WQ	G	12/20/2023	1515			18	2	1		1						N			X	X	N	
7	HAM-AP1-FD-01	WG	G	12/20/2023	0000			18	2	1		1						N			X	X	N	
8																								
9																								
10																								
11																								
12																								

ADDITIONAL COMMENTS	RELINQUISHED BY / AFFILIATION	DATE	TIME	ACCEPTED BY / AFFILIATION	DATE	TIME	SAMPLE CONDITIONS
Task Code: HAM-CCR-CA-20231220	Anthony Szwast / Geosyntec	12/1/23	1037		12/4/23	1037	
		12/4/23	1445		12/4/23	1445	

SAMPLER NAME AND SIGNATURE

PRINT Name of SAMPLER: Anthony Szwast, Thomas Kessler / Geosyntec Consultants, Inc.

SIGNATURE of SAMPLER: [signature] DATE Signed (MM/DD/YY): 12/20/23

Temp in °C	Received on Ice (Y/N)	Custody Sealed Cooler (Y/N)	Samples Intact (Y/N)

*Important Note: By signing this form you are accepting Pace's NET 30 day payment terms and agreeing to late charges of 1.5% per month for any invoices not paid within 30 days.

DC#_Title: ENV-FRM-HUN1-0083 v03_Sample Condition Upon Receipt

Effective Date: 11/29/2023

aboratory receiving samples:
Asheville ☐ Eden ☐ Greenwood ☐ Huntersville ☐ Raleigh ☐ Mechanicsville ☐ Atlanta ☑ Kernersville ☐

Sample Condition Upon Receipt

Client Name: GC Powell

Project #:

Courier: ☐ Fed Ex ☐ UPS ☐ USPS ☐ Client ☐ Commercial ☑ Pace ☐ Other:____

Custody Seal Present? ☑ Yes ☐ No **Seals Intact?** ☑ Yes ☐ No ☐ N/A

Date/Initials Person Examining Contents: 12/4/23 JM

Packing Material: ☑ Bubble Wrap ☐ Bubble Bags ☐ None ☐ Other

Biological Tissue Frozen? ☐ Yes ☐ No ☑ N/A

Thermometer: ☐ IR Gun ID: 236

Type of Ice: ☑ Wet ☐ Blue ☐ None

Cooler Temp: 1.9 **Correction Factor:** Add/Subtract (°C) 0.0

Temp should be above freezing to 6°C
☐ Samples out of temp criteria. Samples on ice, cooling process has begun

Cooler Temp Corrected (°C): 1.9

USDA Regulated Soil (☐ N/A, water sample)
Did samples originate in a quarantine zone within the United States: CA, NY, or SC (check maps)? ☐ Yes ☐ No

Did samples originate from a foreign source (internationally, including Hawaii and Puerto Rico)? ☐ Yes ☐ No

				Comments/Discrepancy:
Chain of Custody Present?	☑ Yes	☐ No	☐ N/A	1.
Samples Arrived within Hold Time?	☑ Yes	☐ No	☐ N/A	2.
Short Hold Time Analysis (<72 hr.)?	☐ Yes	☑ No	☐ N/A	3.
Rush Turn Around Time Requested?	☐ Yes	☑ No	☐ N/A	4.
Sufficient Volume?	☑ Yes	☐ No	☐ N/A	5.
Correct Containers Used?	☑ Yes	☐ No	☐ N/A	6.
-Pace Containers Used?	☑ Yes	☐ No	☐ N/A	
Containers Intact?	☑ Yes	☐ No	☐ N/A	7.
Dissolved analysis: Samples Field Filtered?	☐ Yes	☐ No	☑ N/A	8.
Sample Labels Match COC?	☑ Yes	☐ No	☐ N/A	9.
-Includes Date/Time/ID/Analysis Matrix: W				
Headspace in VOA Vials (>5-6mm)?	☐ Yes	☐ No	☑ N/A	10.
Trip Blank Present?	☐ Yes	☐ No	☑ N/A	11.
Trip Blank Custody Seals Present?	☐ Yes	☐ No	☑ N/A	

COMMENTS/SAMPLE DISCREPANCY

Field Data Required? ☐ Yes ☐ No

Lot ID of split containers:

CLIENT NOTIFICATION/RESOLUTION

Person contacted: _____ Date/Time: _____

Project Manager SCURF Review: _____ **Date:** _____

Project Manager SRF Review: _____ **Date:** _____

*Check mark top half of box if pH and/or dechlorination is verified and within the acceptance range for preservation samples.

Exceptions: VOA, Coliform, TOC, Oil and Grease, DRO/8015 (water) DOC, LLHg

**Bottom half of box is to list number of bottles

***Check all unpreserved Nitrates for chlorine

Project #

Item#	BP4U-125 mL Plastic Unpreserved (N/A) (Cl-)	BP3U-250 mL Plastic Unpreserved (N/A)	BP2U-500 mL Plastic Unpreserved (N/A)	BP1U-1 liter Plastic Unpreserved (N/A)	BP4S-125 mL Plastic H2SO4 (pH < 2) (Cl-)	BP3N-250 mL plastic HNO3 (pH < 2)	BP4Z-125 mL Plastic ZN Acetate & NaOH (>9)	BP4B-125 mL Plastic NaOH (pH > 12) (Cl-)	WGFU-Wide-mouthed Glass jar Unpreserved	AG1U-1 liter Amber Unpreserved (N/A) (Cl-)	AG1H-1 liter Amber HCl (pH < 2)	AG3U-250 mL Amber Unpreserved (N/A) (Cl-)	AG1S-1 liter Amber H2SO4 (pH < 2)	AG3S-250 mL Amber H2SO4 (pH < 2)	DG9A-40 mL Amber NH4Cl (N/A)(Cl-)	DG9H-40 mL VOA HCl (N/A)	VG9T-40 mL VOA Na2S2O3 (N/A)	VG9U-40 mL VOA Unpreserved (N/A)	DG9V-40 mL VOA H3PO4 (N/A)	KP7U-50 mL Plastic Unpreserved (N/A)	V/GK (3 vials per kit)-VPH/Gas kit (N/A)	SP5T-125 mL Sterile Plastic (N/A – lab)	SP2T-250 mL Sterile Plastic (N/A – lab)		BP3R-250 mL Plastic (NH2)2SO4 (9.3-9.7)	AG0U-100 mL Amber Unpreserved (N/A) (Cl-)	VSGU-20 mL Scintillation vials (N/A)	DG9U-40 mL Amber Unpreserved vials (N/A)
1		1				1																							
2		1				1																							
3		1				1																							
4		1				1																							
5		1				1																							
6		1				1																							
7		1				1																							
8																													
9																													
10																													
11																													
12																													

pH Adjustment Log for Preserved Samples

Sample ID	Type of Preservative	pH upon receipt	Date preservation adjusted	Time preservation adjusted	Amount of Preservative added	Lot #

Note: Whenever there is a discrepancy affecting North Carolina compliance samples, a copy of this form will be sent to the North Carolina DENR Certification Office (i.e. Out of Hold, incorrect preservative, out of temp, incorrect containers.

Pace Analytical Services, LLC
9800 Kincey Ave. Suite 100
Huntersville, NC 28078
(704)875-9092

January 12, 2024

Kristen Jurinko
Southern Company
241 Ralph McGill Blvd NE
Bin 10160
Atlanta, GA 30308

RE: Project: Hammond AP-1
Pace Project No.: 92705989

Dear Kristen Jurinko:

Enclosed are the analytical results for sample(s) received by the laboratory on December 28, 2023. The results relate only to the samples included in this report. Results reported herein conform to the applicable TNI/NELAC Standards and the laboratory's Quality Manual, where applicable, unless otherwise noted in the body of the report.

The test results provided in this final report were generated by each of the following laboratories within the Pace Network:

- Pace Analytical Services - Asheville
- Pace Analytical Services - Peachtree Corners, GA

If you have any questions concerning this report, please feel free to contact me.

Sincerely,

Sarah Graham for
Bonnie Vang
bonnie.vang@pacelabs.com
704-977-0968
Project Manager

Enclosures

cc: Kip Gray, Geosyntec
Christine Hug, Geosyntec Consultants, Inc.
Thomas Kessler, Geosyntec Consultants
Whitney Law, Geosyntec Consultants
Laura Midkiff, Southern Company
Caroline Nelson, Geosyntec
Anthony Szwast, Geosyntec Consultants

This report shall not be reproduced, except in full,
without the written consent of Pace Analytical Services, LLC.

Pace Analytical Services, LLC
9800 Kincey Ave. Suite 100
Huntersville, NC 28078
(704)875-9092

CERTIFICATIONS

Project: Hammond AP-1
Pace Project No.: 92705989

Pace Analytical Services Asheville
2225 Riverside Drive, Asheville, NC 28804
Florida/NELAP Certification #: E87648
North Carolina Drinking Water Certification #: 37712
North Carolina Wastewater Certification #: 40
South Carolina Laboratory ID: 99030
South Carolina Certification #: 99030001
Virginia/VELAP Certification #: 460222

Pace Analytical Services Peachtree Corners
110 Technology Pkwy, Peachtree Corners, GA 30092
Florida DOH Certification #: E87315
Georgia DW Inorganics Certification #: 812
North Carolina Certification #: 381
South Carolina Certification #: 98011001
Virginia Certification #: 460204

REPORT OF LABORATORY ANALYSIS

This report shall not be reproduced, except in full,
without the written consent of Pace Analytical Services, LLC.

Pace Analytical Services, LLC
9800 Kincey Ave. Suite 100
Huntersville, NC 28078
(704)875-9092

SAMPLE SUMMARY

Project: Hammond AP-1
Pace Project No.: 92705989

Lab ID	Sample ID	Matrix	Date Collected	Date Received
92705989001	**HAM-PT-07**	Water	12/27/23 10:02	12/28/23 09:23
92705989002	**HAM-PT-08**	Water	12/27/23 11:35	12/28/23 09:23
92705989003	**HAM-PT-09**	Water	12/27/23 11:41	12/28/23 09:23
92705989004	**HAM-PT-10**	Water	12/27/23 14:32	12/28/23 09:23
92705989005	**HAM-AP1-EB-01**	Water	12/27/23 15:00	12/28/23 09:23
92705989006	**HAM-AP1-FB-01**	Water	12/27/23 12:30	12/28/23 09:23
92705989007	**HAM-AP1-FD-01**	Water	12/27/23 00:00	12/28/23 09:23

This report shall not be reproduced, except in full,
without the written consent of Pace Analytical Services, LLC.

Pace Analytical Services, LLC
9800 Kincey Ave. Suite 100
Huntersville, NC 28078
(704)875-9092

SAMPLE ANALYTE COUNT

Project: Hammond AP-1
Pace Project No.: 92705989

Lab ID	Sample ID	Method	Analysts	Analytes Reported
92705989001	**HAM-PT-07**	EPA 6010D	DRB	6
		EPA 6020B	MT1	13
		EPA 7470A	VB	1
		SM 2320B-2011	YEG	3
		SM 2540C-2015	JMH1	1
		SM 4500-S2D-2011	JP1	1
		EPA 300.0 Rev 2.1 1993	JCM	3
92705989002	**HAM-PT-08**	EPA 6010D	DRB	6
		EPA 6020B	MT1	13
		EPA 7470A	VB	1
		SM 2320B-2011	YEG	3
		SM 2540C-2015	JMH1	1
		SM 4500-S2D-2011	JP1	1
		EPA 300.0 Rev 2.1 1993	JCM	3
92705989003	**HAM-PT-09**	EPA 6010D	DRB	6
		EPA 6020B	MT1	13
		EPA 7470A	VB	1
		SM 2320B-2011	YEG	3
		SM 2540C-2015	JMH1	1
		SM 4500-S2D-2011	JP1	1
		EPA 300.0 Rev 2.1 1993	JCM	3
92705989004	**HAM-PT-10**	EPA 6010D	DRB	6
		EPA 6020B	MT1	13
		EPA 7470A	VB	1
		SM 2320B-2011	YEG	3
		SM 2540C-2015	JMH1	1
		SM 4500-S2D-2011	JP1	1
		EPA 300.0 Rev 2.1 1993	JCM	3
92705989005	**HAM-AP1-EB-01**	EPA 6010D	DRB	6
		EPA 6020B	MT1	13
		EPA 7470A	VB	1
		SM 2320B-2011	YEG	3
		SM 2540C-2015	JMH1	1
		SM 4500-S2D-2011	JP1	1
		EPA 300.0 Rev 2.1 1993	JCM	3
92705989006	**HAM-AP1-FB-01**	EPA 6010D	DRB	6
		EPA 6020B	MT1	13

REPORT OF LABORATORY ANALYSIS

This report shall not be reproduced, except in full,
without the written consent of Pace Analytical Services, LLC.

Pace Analytical Services, LLC
9800 Kincey Ave. Suite 100
Huntersville, NC 28078
(704)875-9092

SAMPLE ANALYTE COUNT

Project: Hammond AP-1
Pace Project No.: 92705989

Lab ID	Sample ID	Method	Analysts	Analytes Reported
		EPA 7470A	VB	1
		SM 2320B-2011	YEG	3
		SM 2540C-2015	JMH1	1
		SM 4500-S2D-2011	JP1	1
		EPA 300.0 Rev 2.1 1993	JCM	3
92705989007	**HAM-AP1-FD-01**	EPA 6010D	DRB	6
		EPA 6020B	MT1	13
		EPA 7470A	VB	1
		SM 2320B-2011	YEG	3
		SM 2540C-2015	JMH1	1
		SM 4500-S2D-2011	JP1	1
		EPA 300.0 Rev 2.1 1993	JCM	3

PASI-A = Pace Analytical Services - Asheville
PASI-GA = Pace Analytical Services - Peachtree Corners, GA

This report shall not be reproduced, except in full,
without the written consent of Pace Analytical Services, LLC.

Pace Analytical Services, LLC
9800 Kincey Ave. Suite 100
Huntersville, NC 28078
(704)875-9092

SUMMARY OF DETECTION

Project: Hammond AP-1
Pace Project No.: 92705989

Lab Sample ID / Method	Client Sample ID / Parameters	Result	Units	Report Limit	Analyzed	Qualifiers
92705989001	**HAM-PT-07**					
EPA 6010D	Iron	15.8	mg/L	0.040	01/08/24 19:09	
EPA 6010D	Manganese	4.3	mg/L	0.040	01/08/24 19:09	
EPA 6010D	Potassium	6.8	mg/L	0.50	01/08/24 19:09	
EPA 6010D	Sodium	7.8	mg/L	1.0	01/08/24 19:09	
EPA 6010D	Calcium	138	mg/L	1.0	01/08/24 19:09	
EPA 6010D	Magnesium	24.4	mg/L	0.050	01/08/24 19:09	
EPA 6020B	Arsenic	0.28	mg/L	0.010	01/11/24 12:44	
EPA 6020B	Barium	0.074	mg/L	0.0050	01/11/24 12:44	
EPA 6020B	Beryllium	0.00011J	mg/L	0.00050	01/11/24 12:44	
EPA 6020B	Boron	1.2	mg/L	0.040	01/11/24 12:44	
EPA 6020B	Cobalt	0.052	mg/L	0.0050	01/11/24 12:44	
EPA 6020B	Lithium	0.079	mg/L	0.030	01/11/24 12:44	
EPA 6020B	Molybdenum	0.011	mg/L	0.010	01/11/24 12:44	
SM 2320B-2011	Alkalinity,Bicarbonate (CaCO3)	137	mg/L	5.0	01/04/24 20:04	
SM 2320B-2011	Alkalinity, Total as CaCO3	137	mg/L	5.0	01/04/24 20:04	
SM 2540C-2015	Total Dissolved Solids	661	mg/L	25.0	12/30/23 09:46	
EPA 300.0 Rev 2.1 1993	Chloride	17.7	mg/L	1.0	12/30/23 13:00	
EPA 300.0 Rev 2.1 1993	Fluoride	0.34	mg/L	0.10	12/30/23 13:00	
EPA 300.0 Rev 2.1 1993	Sulfate	276	mg/L	6.0	12/30/23 23:13	M1
92705989002	**HAM-PT-08**					
EPA 6010D	Iron	4.9	mg/L	0.040	01/08/24 19:14	
EPA 6010D	Manganese	2.3	mg/L	0.040	01/08/24 19:14	
EPA 6010D	Potassium	5.3	mg/L	0.50	01/08/24 19:14	
EPA 6010D	Sodium	7.1	mg/L	1.0	01/08/24 19:14	
EPA 6010D	Calcium	105	mg/L	1.0	01/08/24 19:14	
EPA 6010D	Magnesium	11.8	mg/L	0.050	01/08/24 19:14	
EPA 6020B	Arsenic	0.19	mg/L	0.010	01/11/24 12:48	
EPA 6020B	Barium	0.047	mg/L	0.0050	01/11/24 12:48	
EPA 6020B	Boron	1.1	mg/L	0.040	01/11/24 12:48	
EPA 6020B	Cobalt	0.031	mg/L	0.0050	01/11/24 12:48	
EPA 6020B	Lithium	0.015J	mg/L	0.030	01/11/24 12:48	
EPA 6020B	Molybdenum	0.035	mg/L	0.010	01/11/24 12:48	
SM 2320B-2011	Alkalinity,Bicarbonate (CaCO3)	122	mg/L	5.0	01/04/24 20:15	
SM 2320B-2011	Alkalinity, Total as CaCO3	122	mg/L	5.0	01/04/24 20:15	
SM 2540C-2015	Total Dissolved Solids	469	mg/L	25.0	12/30/23 09:46	
EPA 300.0 Rev 2.1 1993	Chloride	18.9	mg/L	1.0	12/30/23 13:42	
EPA 300.0 Rev 2.1 1993	Fluoride	0.24	mg/L	0.10	12/30/23 13:42	
EPA 300.0 Rev 2.1 1993	Sulfate	180	mg/L	4.0	12/30/23 23:55	
92705989003	**HAM-PT-09**					
EPA 6010D	Iron	0.27	mg/L	0.040	01/08/24 19:19	
EPA 6010D	Manganese	0.042	mg/L	0.040	01/08/24 19:19	
EPA 6010D	Potassium	4.0	mg/L	0.50	01/08/24 19:19	
EPA 6010D	Sodium	6.9	mg/L	1.0	01/08/24 19:19	
EPA 6010D	Calcium	57.6	mg/L	1.0	01/08/24 19:19	
EPA 6010D	Magnesium	34.1	mg/L	0.050	01/08/24 19:19	
EPA 6020B	Arsenic	0.0010J	mg/L	0.010	01/11/24 12:52	

REPORT OF LABORATORY ANALYSIS

This report shall not be reproduced, except in full,
without the written consent of Pace Analytical Services, LLC.

Pace Analytical Services, LLC
9800 Kincey Ave. Suite 100
Huntersville, NC 28078
(704)875-9092

SUMMARY OF DETECTION

Project: Hammond AP-1
Pace Project No.: 92705989

Lab Sample ID / Method	Client Sample ID / Parameters	Result	Units	Report Limit	Analyzed	Qualifiers
92705989003	**HAM-PT-09**					
EPA 6020B	Barium	0.060	mg/L	0.0050	01/11/24 12:52	
EPA 6020B	Boron	0.99	mg/L	0.040	01/11/24 12:52	
EPA 6020B	Cadmium	0.00015J	mg/L	0.00050	01/11/24 12:52	
EPA 6020B	Cobalt	0.00051J	mg/L	0.0050	01/11/24 12:52	
EPA 6020B	Molybdenum	0.56	mg/L	0.010	01/11/24 12:52	
SM 2320B-2011	Alkalinity,Bicarbonate (CaCO3)	86.2	mg/L	5.0	01/05/24 12:48	
SM 2320B-2011	Alkalinity, Total as CaCO3	90.4	mg/L	5.0	01/05/24 12:48	
SM 2540C-2015	Total Dissolved Solids	401	mg/L	25.0	12/30/23 09:47	
EPA 300.0 Rev 2.1 1993	Chloride	30.4	mg/L	1.0	12/30/23 13:56	
EPA 300.0 Rev 2.1 1993	Fluoride	0.39	mg/L	0.10	12/30/23 13:56	
EPA 300.0 Rev 2.1 1993	Sulfate	147	mg/L	3.0	12/31/23 00:09	
92705989004	**HAM-PT-10**					
EPA 6010D	Iron	0.51	mg/L	0.040	01/08/24 19:24	
EPA 6010D	Manganese	0.47	mg/L	0.040	01/08/24 19:24	
EPA 6010D	Potassium	6.5	mg/L	0.50	01/08/24 19:24	
EPA 6010D	Sodium	7.7	mg/L	1.0	01/08/24 19:24	
EPA 6010D	Calcium	109	mg/L	1.0	01/08/24 19:24	
EPA 6010D	Magnesium	13.9	mg/L	0.050	01/08/24 19:24	
EPA 6020B	Barium	0.055	mg/L	0.0050	01/11/24 12:56	
EPA 6020B	Boron	1.6	mg/L	0.040	01/11/24 12:56	
EPA 6020B	Cobalt	0.0023J	mg/L	0.0050	01/11/24 12:56	
EPA 6020B	Lithium	0.0021J	mg/L	0.030	01/11/24 12:56	
EPA 6020B	Molybdenum	0.22	mg/L	0.010	01/11/24 12:56	
SM 2320B-2011	Alkalinity,Bicarbonate (CaCO3)	135	mg/L	5.0	01/05/24 13:12	
SM 2320B-2011	Alkalinity, Total as CaCO3	135	mg/L	5.0	01/05/24 13:12	
SM 2540C-2015	Total Dissolved Solids	488	mg/L	25.0	12/30/23 09:47	
EPA 300.0 Rev 2.1 1993	Chloride	37.3	mg/L	1.0	12/30/23 14:38	
EPA 300.0 Rev 2.1 1993	Fluoride	0.32	mg/L	0.10	12/30/23 14:38	
EPA 300.0 Rev 2.1 1993	Sulfate	157	mg/L	3.0	12/31/23 00:23	
92705989005	**HAM-AP1-EB-01**					
EPA 6020B	Boron	0.013J	mg/L	0.040	01/11/24 12:59	
92705989006	**HAM-AP1-FB-01**					
EPA 6010D	Magnesium	0.016J	mg/L	0.050	01/08/24 19:33	
92705989007	**HAM-AP1-FD-01**					
EPA 6010D	Iron	0.26	mg/L	0.040	01/08/24 19:38	
EPA 6010D	Manganese	0.040	mg/L	0.040	01/08/24 19:38	
EPA 6010D	Potassium	4.0	mg/L	0.50	01/08/24 19:38	
EPA 6010D	Sodium	6.9	mg/L	1.0	01/08/24 19:38	
EPA 6010D	Calcium	57.8	mg/L	1.0	01/08/24 19:38	
EPA 6010D	Magnesium	34.7	mg/L	0.050	01/08/24 19:38	
EPA 6020B	Arsenic	0.0012J	mg/L	0.010	01/11/24 13:07	
EPA 6020B	Barium	0.056	mg/L	0.0050	01/11/24 13:07	
EPA 6020B	Boron	0.88	mg/L	0.040	01/11/24 13:07	
EPA 6020B	Cadmium	0.00014J	mg/L	0.00050	01/11/24 13:07	
EPA 6020B	Cobalt	0.00047J	mg/L	0.0050	01/11/24 13:07	

REPORT OF LABORATORY ANALYSIS

This report shall not be reproduced, except in full,
without the written consent of Pace Analytical Services, LLC.

Pace Analytical Services, LLC
9800 Kincey Ave. Suite 100
Huntersville, NC 28078
(704)875-9092

SUMMARY OF DETECTION

Project: Hammond AP-1
Pace Project No.: 92705989

Lab Sample ID / Method	Client Sample ID / Parameters	Result	Units	Report Limit	Analyzed	Qualifiers
92705989007	**HAM-AP1-FD-01**					
EPA 6020B	Molybdenum	0.51	mg/L	0.010	01/11/24 13:07	
SM 2320B-2011	Alkalinity,Bicarbonate (CaCO3)	81.6	mg/L	5.0	01/05/24 13:55	
SM 2320B-2011	Alkalinity,Carbonate (CaCO3)	9.0	mg/L	5.0	01/05/24 13:55	
SM 2320B-2011	Alkalinity, Total as CaCO3	90.6	mg/L	5.0	01/05/24 13:55	
SM 2540C-2015	Total Dissolved Solids	392	mg/L	25.0	12/30/23 09:47	
EPA 300.0 Rev 2.1 1993	Chloride	30.4	mg/L	1.0	12/30/23 14:52	
EPA 300.0 Rev 2.1 1993	Fluoride	0.39	mg/L	0.10	12/30/23 14:52	
EPA 300.0 Rev 2.1 1993	Sulfate	147	mg/L	3.0	12/31/23 00:38	

REPORT OF LABORATORY ANALYSIS

This report shall not be reproduced, except in full,
without the written consent of Pace Analytical Services, LLC.

Pace Analytical Services, LLC
9800 Kincey Ave. Suite 100
Huntersville, NC 28078
(704)875-9092

ANALYTICAL RESULTS

Project: Hammond AP-1
Pace Project No.: 92705989

Sample: HAM-PT-07 **Lab ID: 92705989001** Collected: 12/27/23 10:02 Received: 12/28/23 09:23 Matrix: Water

Parameters	Results	Units	Report Limit	MDL	DF	Prepared	Analyzed	CAS No.	Qual
6010D ATL ICP	Analytical Method: EPA 6010D Preparation Method: EPA 3010A Pace Analytical Services - Peachtree Corners, GA								
Iron	**15.8**	mg/L	0.040	0.025	1	01/08/24 10:42	01/08/24 19:09	7439-89-6	
Manganese	**4.3**	mg/L	0.040	0.011	1	01/08/24 10:42	01/08/24 19:09	7439-96-5	
Potassium	**6.8**	mg/L	0.50	0.15	1	01/08/24 10:42	01/08/24 19:09	7440-09-7	
Sodium	**7.8**	mg/L	1.0	0.58	1	01/08/24 10:42	01/08/24 19:09	7440-23-5	
Calcium	**138**	mg/L	1.0	0.12	1	01/08/24 10:42	01/08/24 19:09	7440-70-2	
Magnesium	**24.4**	mg/L	0.050	0.012	1	01/08/24 10:42	01/08/24 19:09	7439-95-4	
6020 MET ICPMS	Analytical Method: EPA 6020B Preparation Method: EPA 3005A Pace Analytical Services - Peachtree Corners, GA								
Antimony	ND	mg/L	0.0030	0.00054	1	01/09/24 09:47	01/11/24 12:44	7440-36-0	
Arsenic	**0.28**	mg/L	0.010	0.00084	1	01/09/24 09:47	01/11/24 12:44	7440-38-2	
Barium	**0.074**	mg/L	0.0050	0.00047	1	01/09/24 09:47	01/11/24 12:44	7440-39-3	
Beryllium	**0.00011J**	mg/L	0.00050	0.000094	1	01/09/24 09:47	01/11/24 12:44	7440-41-7	
Boron	**1.2**	mg/L	0.040	0.012	1	01/09/24 09:47	01/11/24 12:44	7440-42-8	
Cadmium	ND	mg/L	0.00050	0.00010	1	01/09/24 09:47	01/11/24 12:44	7440-43-9	
Chromium	ND	mg/L	0.0050	0.0019	1	01/09/24 09:47	01/11/24 12:44	7440-47-3	
Cobalt	**0.052**	mg/L	0.0050	0.00032	1	01/09/24 09:47	01/11/24 12:44	7440-48-4	
Lead	ND	mg/L	0.0010	0.00016	1	01/09/24 09:47	01/11/24 12:44	7439-92-1	
Lithium	**0.079**	mg/L	0.030	0.0016	1	01/09/24 09:47	01/11/24 12:44	7439-93-2	
Molybdenum	**0.011**	mg/L	0.010	0.00062	1	01/09/24 09:47	01/11/24 12:44	7439-98-7	
Selenium	ND	mg/L	0.0050	0.00096	1	01/09/24 09:47	01/11/24 12:44	7782-49-2	
Thallium	ND	mg/L	0.0010	0.00038	1	01/09/24 09:47	01/11/24 12:44	7440-28-0	
7470 Mercury	Analytical Method: EPA 7470A Preparation Method: EPA 7470A Pace Analytical Services - Peachtree Corners, GA								
Mercury	ND	mg/L	0.00020	0.00013	1	01/11/24 09:00	01/11/24 14:06	7439-97-6	
2320B Alkalinity	Analytical Method: SM 2320B-2011 Pace Analytical Services - Asheville								
Alkalinity,Bicarbonate (CaCO3)	**137**	mg/L	5.0	5.0	1		01/04/24 20:04		
Alkalinity,Carbonate (CaCO3)	ND	mg/L	5.0	5.0	1		01/04/24 20:04		
Alkalinity, Total as CaCO3	**137**	mg/L	5.0	5.0	1		01/04/24 20:04		
2540C Total Dissolved Solids	Analytical Method: SM 2540C-2015 Pace Analytical Services - Asheville								
Total Dissolved Solids	**661**	mg/L	25.0	25.0	1		12/30/23 09:46		
4500S2D Sulfide Water	Analytical Method: SM 4500-S2D-2011 Pace Analytical Services - Asheville								
Sulfide	ND	mg/L	0.10	0.022	1		01/03/24 03:30	18496-25-8	
300.0 IC Anions 28 Days	Analytical Method: EPA 300.0 Rev 2.1 1993 Pace Analytical Services - Asheville								
Chloride	**17.7**	mg/L	1.0	0.60	1		12/30/23 13:00	16887-00-6	

REPORT OF LABORATORY ANALYSIS

This report shall not be reproduced, except in full,
without the written consent of Pace Analytical Services, LLC.

Pace Analytical Services, LLC
9800 Kincey Ave. Suite 100
Huntersville, NC 28078
(704)875-9092

ANALYTICAL RESULTS

Project: Hammond AP-1
Pace Project No.: 92705989

Sample: HAM-PT-07 **Lab ID: 92705989001** Collected: 12/27/23 10:02 Received: 12/28/23 09:23 Matrix: Water

Parameters	Results	Units	Report Limit	MDL	DF	Prepared	Analyzed	CAS No.	Qual
300.0 IC Anions 28 Days	Analytical Method: EPA 300.0 Rev 2.1 1993 Pace Analytical Services - Asheville								
Fluoride	**0.34**	mg/L	0.10	0.050	1		12/30/23 13:00	16984-48-8	
Sulfate	**276**	mg/L	6.0	3.0	6		12/30/23 23:13	14808-79-8	M1

REPORT OF LABORATORY ANALYSIS

This report shall not be reproduced, except in full,
without the written consent of Pace Analytical Services, LLC.

Pace Analytical Services, LLC
9800 Kincey Ave. Suite 100
Huntersville, NC 28078
(704)875-9092

ANALYTICAL RESULTS

Project: Hammond AP-1
Pace Project No.: 92705989

Sample: HAM-PT-08 **Lab ID: 92705989002** Collected: 12/27/23 11:35 Received: 12/28/23 09:23 Matrix: Water

Parameters	Results	Units	Report Limit	MDL	DF	Prepared	Analyzed	CAS No.	Qual
6010D ATL ICP	Analytical Method: EPA 6010D Preparation Method: EPA 3010A Pace Analytical Services - Peachtree Corners, GA								
Iron	**4.9**	mg/L	0.040	0.025	1	01/08/24 10:42	01/08/24 19:14	7439-89-6	
Manganese	**2.3**	mg/L	0.040	0.011	1	01/08/24 10:42	01/08/24 19:14	7439-96-5	
Potassium	**5.3**	mg/L	0.50	0.15	1	01/08/24 10:42	01/08/24 19:14	7440-09-7	
Sodium	**7.1**	mg/L	1.0	0.58	1	01/08/24 10:42	01/08/24 19:14	7440-23-5	
Calcium	**105**	mg/L	1.0	0.12	1	01/08/24 10:42	01/08/24 19:14	7440-70-2	
Magnesium	**11.8**	mg/L	0.050	0.012	1	01/08/24 10:42	01/08/24 19:14	7439-95-4	
6020 MET ICPMS	Analytical Method: EPA 6020B Preparation Method: EPA 3005A Pace Analytical Services - Peachtree Corners, GA								
Antimony	ND	mg/L	0.0030	0.00054	1	01/09/24 09:47	01/11/24 12:48	7440-36-0	
Arsenic	**0.19**	mg/L	0.010	0.00084	1	01/09/24 09:47	01/11/24 12:48	7440-38-2	
Barium	**0.047**	mg/L	0.0050	0.00047	1	01/09/24 09:47	01/11/24 12:48	7440-39-3	
Beryllium	ND	mg/L	0.00050	0.000094	1	01/09/24 09:47	01/11/24 12:48	7440-41-7	
Boron	**1.1**	mg/L	0.040	0.012	1	01/09/24 09:47	01/11/24 12:48	7440-42-8	
Cadmium	ND	mg/L	0.00050	0.00010	1	01/09/24 09:47	01/11/24 12:48	7440-43-9	
Chromium	ND	mg/L	0.0050	0.0019	1	01/09/24 09:47	01/11/24 12:48	7440-47-3	
Cobalt	**0.031**	mg/L	0.0050	0.00032	1	01/09/24 09:47	01/11/24 12:48	7440-48-4	
Lead	ND	mg/L	0.0010	0.00016	1	01/09/24 09:47	01/11/24 12:48	7439-92-1	
Lithium	**0.015J**	mg/L	0.030	0.0016	1	01/09/24 09:47	01/11/24 12:48	7439-93-2	
Molybdenum	**0.035**	mg/L	0.010	0.00062	1	01/09/24 09:47	01/11/24 12:48	7439-98-7	
Selenium	ND	mg/L	0.0050	0.00096	1	01/09/24 09:47	01/11/24 12:48	7782-49-2	
Thallium	ND	mg/L	0.0010	0.00038	1	01/09/24 09:47	01/11/24 12:48	7440-28-0	
7470 Mercury	Analytical Method: EPA 7470A Preparation Method: EPA 7470A Pace Analytical Services - Peachtree Corners, GA								
Mercury	ND	mg/L	0.00020	0.00013	1	01/11/24 09:00	01/11/24 14:09	7439-97-6	
2320B Alkalinity	Analytical Method: SM 2320B-2011 Pace Analytical Services - Asheville								
Alkalinity,Bicarbonate (CaCO3)	**122**	mg/L	5.0	5.0	1		01/04/24 20:15		
Alkalinity,Carbonate (CaCO3)	ND	mg/L	5.0	5.0	1		01/04/24 20:15		
Alkalinity, Total as CaCO3	**122**	mg/L	5.0	5.0	1		01/04/24 20:15		
2540C Total Dissolved Solids	Analytical Method: SM 2540C-2015 Pace Analytical Services - Asheville								
Total Dissolved Solids	**469**	mg/L	25.0	25.0	1		12/30/23 09:46		
4500S2D Sulfide Water	Analytical Method: SM 4500-S2D-2011 Pace Analytical Services - Asheville								
Sulfide	ND	mg/L	0.10	0.022	1		01/03/24 03:32	18496-25-8	
300.0 IC Anions 28 Days	Analytical Method: EPA 300.0 Rev 2.1 1993 Pace Analytical Services - Asheville								
Chloride	**18.9**	mg/L	1.0	0.60	1		12/30/23 13:42	16887-00-6	

REPORT OF LABORATORY ANALYSIS

This report shall not be reproduced, except in full,
without the written consent of Pace Analytical Services, LLC.

Pace Analytical Services, LLC
9800 Kincey Ave. Suite 100
Huntersville, NC 28078
(704)875-9092

ANALYTICAL RESULTS

Project: Hammond AP-1
Pace Project No.: 92705989

Sample: HAM-PT-08 **Lab ID: 92705989002** Collected: 12/27/23 11:35 Received: 12/28/23 09:23 Matrix: Water

Parameters	Results	Units	Report Limit	MDL	DF	Prepared	Analyzed	CAS No.	Qual
300.0 IC Anions 28 Days	Analytical Method: EPA 300.0 Rev 2.1 1993 Pace Analytical Services - Asheville								
Fluoride	**0.24**	mg/L	0.10	0.050	1		12/30/23 13:42	16984-48-8	
Sulfate	**180**	mg/L	4.0	2.0	4		12/30/23 23:55	14808-79-8	

REPORT OF LABORATORY ANALYSIS

This report shall not be reproduced, except in full,
without the written consent of Pace Analytical Services, LLC.

Pace Analytical Services, LLC
9800 Kincey Ave. Suite 100
Huntersville, NC 28078
(704)875-9092

ANALYTICAL RESULTS

Project: Hammond AP-1
Pace Project No.: 92705989

Sample: HAM-PT-09 **Lab ID: 92705989003** Collected: 12/27/23 11:41 Received: 12/28/23 09:23 Matrix: Water

Parameters	Results	Units	Report Limit	MDL	DF	Prepared	Analyzed	CAS No.	Qual
6010D ATL ICP	Analytical Method: EPA 6010D Preparation Method: EPA 3010A Pace Analytical Services - Peachtree Corners, GA								
Iron	**0.27**	mg/L	0.040	0.025	1	01/08/24 10:42	01/08/24 19:19	7439-89-6	
Manganese	**0.042**	mg/L	0.040	0.011	1	01/08/24 10:42	01/08/24 19:19	7439-96-5	
Potassium	**4.0**	mg/L	0.50	0.15	1	01/08/24 10:42	01/08/24 19:19	7440-09-7	
Sodium	**6.9**	mg/L	1.0	0.58	1	01/08/24 10:42	01/08/24 19:19	7440-23-5	
Calcium	**57.6**	mg/L	1.0	0.12	1	01/08/24 10:42	01/08/24 19:19	7440-70-2	
Magnesium	**34.1**	mg/L	0.050	0.012	1	01/08/24 10:42	01/08/24 19:19	7439-95-4	
6020 MET ICPMS	Analytical Method: EPA 6020B Preparation Method: EPA 3005A Pace Analytical Services - Peachtree Corners, GA								
Antimony	ND	mg/L	0.0030	0.00054	1	01/09/24 09:47	01/11/24 12:52	7440-36-0	
Arsenic	**0.0010J**	mg/L	0.010	0.00084	1	01/09/24 09:47	01/11/24 12:52	7440-38-2	
Barium	**0.060**	mg/L	0.0050	0.00047	1	01/09/24 09:47	01/11/24 12:52	7440-39-3	
Beryllium	ND	mg/L	0.00050	0.000094	1	01/09/24 09:47	01/11/24 12:52	7440-41-7	
Boron	**0.99**	mg/L	0.040	0.012	1	01/09/24 09:47	01/11/24 12:52	7440-42-8	
Cadmium	**0.00015J**	mg/L	0.00050	0.00010	1	01/09/24 09:47	01/11/24 12:52	7440-43-9	
Chromium	ND	mg/L	0.0050	0.0019	1	01/09/24 09:47	01/11/24 12:52	7440-47-3	
Cobalt	**0.00051J**	mg/L	0.0050	0.00032	1	01/09/24 09:47	01/11/24 12:52	7440-48-4	
Lead	ND	mg/L	0.0010	0.00016	1	01/09/24 09:47	01/11/24 12:52	7439-92-1	
Lithium	ND	mg/L	0.030	0.0016	1	01/09/24 09:47	01/11/24 12:52	7439-93-2	
Molybdenum	**0.56**	mg/L	0.010	0.00062	1	01/09/24 09:47	01/11/24 12:52	7439-98-7	
Selenium	ND	mg/L	0.0050	0.00096	1	01/09/24 09:47	01/11/24 12:52	7782-49-2	
Thallium	ND	mg/L	0.0010	0.00038	1	01/09/24 09:47	01/11/24 12:52	7440-28-0	
7470 Mercury	Analytical Method: EPA 7470A Preparation Method: EPA 7470A Pace Analytical Services - Peachtree Corners, GA								
Mercury	ND	mg/L	0.00020	0.00013	1	01/11/24 09:00	01/11/24 14:11	7439-97-6	
2320B Alkalinity	Analytical Method: SM 2320B-2011 Pace Analytical Services - Asheville								
Alkalinity,Bicarbonate (CaCO3)	**86.2**	mg/L	5.0	5.0	1		01/05/24 12:48		
Alkalinity,Carbonate (CaCO3)	ND	mg/L	5.0	5.0	1		01/05/24 12:48		
Alkalinity, Total as CaCO3	**90.4**	mg/L	5.0	5.0	1		01/05/24 12:48		
2540C Total Dissolved Solids	Analytical Method: SM 2540C-2015 Pace Analytical Services - Asheville								
Total Dissolved Solids	**401**	mg/L	25.0	25.0	1		12/30/23 09:47		
4500S2D Sulfide Water	Analytical Method: SM 4500-S2D-2011 Pace Analytical Services - Asheville								
Sulfide	ND	mg/L	0.10	0.022	1		01/03/24 03:32	18496-25-8	
300.0 IC Anions 28 Days	Analytical Method: EPA 300.0 Rev 2.1 1993 Pace Analytical Services - Asheville								
Chloride	**30.4**	mg/L	1.0	0.60	1		12/30/23 13:56	16887-00-6	

REPORT OF LABORATORY ANALYSIS

This report shall not be reproduced, except in full,
without the written consent of Pace Analytical Services, LLC.

Pace Analytical Services, LLC
9800 Kincey Ave. Suite 100
Huntersville, NC 28078
(704)875-9092

ANALYTICAL RESULTS

Project: Hammond AP-1
Pace Project No.: 92705989

Sample: HAM-PT-09 **Lab ID: 92705989003** Collected: 12/27/23 11:41 Received: 12/28/23 09:23 Matrix: Water

Parameters	Results	Units	Report Limit	MDL	DF	Prepared	Analyzed	CAS No.	Qual
300.0 IC Anions 28 Days	Analytical Method: EPA 300.0 Rev 2.1 1993 Pace Analytical Services - Asheville								
Fluoride	**0.39**	mg/L	0.10	0.050	1		12/30/23 13:56	16984-48-8	
Sulfate	**147**	mg/L	3.0	1.5	3		12/31/23 00:09	14808-79-8	

REPORT OF LABORATORY ANALYSIS

This report shall not be reproduced, except in full,
without the written consent of Pace Analytical Services, LLC.

Pace Analytical Services, LLC
9800 Kincey Ave. Suite 100
Huntersville, NC 28078
(704)875-9092

ANALYTICAL RESULTS

Project: Hammond AP-1
Pace Project No.: 92705989

Sample: HAM-PT-10 **Lab ID: 92705989004** Collected: 12/27/23 14:32 Received: 12/28/23 09:23 Matrix: Water

Parameters	Results	Units	Report Limit	MDL	DF	Prepared	Analyzed	CAS No.	Qual
6010D ATL ICP	Analytical Method: EPA 6010D Preparation Method: EPA 3010A Pace Analytical Services - Peachtree Corners, GA								
Iron	**0.51**	mg/L	0.040	0.025	1	01/08/24 10:42	01/08/24 19:24	7439-89-6	
Manganese	**0.47**	mg/L	0.040	0.011	1	01/08/24 10:42	01/08/24 19:24	7439-96-5	
Potassium	**6.5**	mg/L	0.50	0.15	1	01/08/24 10:42	01/08/24 19:24	7440-09-7	
Sodium	**7.7**	mg/L	1.0	0.58	1	01/08/24 10:42	01/08/24 19:24	7440-23-5	
Calcium	**109**	mg/L	1.0	0.12	1	01/08/24 10:42	01/08/24 19:24	7440-70-2	
Magnesium	**13.9**	mg/L	0.050	0.012	1	01/08/24 10:42	01/08/24 19:24	7439-95-4	
6020 MET ICPMS	Analytical Method: EPA 6020B Preparation Method: EPA 3005A Pace Analytical Services - Peachtree Corners, GA								
Antimony	ND	mg/L	0.0030	0.00054	1	01/09/24 09:47	01/11/24 12:56	7440-36-0	
Arsenic	ND	mg/L	0.010	0.00084	1	01/09/24 09:47	01/11/24 12:56	7440-38-2	
Barium	**0.055**	mg/L	0.0050	0.00047	1	01/09/24 09:47	01/11/24 12:56	7440-39-3	
Beryllium	ND	mg/L	0.00050	0.000094	1	01/09/24 09:47	01/11/24 12:56	7440-41-7	
Boron	**1.6**	mg/L	0.040	0.012	1	01/09/24 09:47	01/11/24 12:56	7440-42-8	
Cadmium	ND	mg/L	0.00050	0.00010	1	01/09/24 09:47	01/11/24 12:56	7440-43-9	
Chromium	ND	mg/L	0.0050	0.0019	1	01/09/24 09:47	01/11/24 12:56	7440-47-3	
Cobalt	**0.0023J**	mg/L	0.0050	0.00032	1	01/09/24 09:47	01/11/24 12:56	7440-48-4	
Lead	ND	mg/L	0.0010	0.00016	1	01/09/24 09:47	01/11/24 12:56	7439-92-1	
Lithium	**0.0021J**	mg/L	0.030	0.0016	1	01/09/24 09:47	01/11/24 12:56	7439-93-2	
Molybdenum	**0.22**	mg/L	0.010	0.00062	1	01/09/24 09:47	01/11/24 12:56	7439-98-7	
Selenium	ND	mg/L	0.0050	0.00096	1	01/09/24 09:47	01/11/24 12:56	7782-49-2	
Thallium	ND	mg/L	0.0010	0.00038	1	01/09/24 09:47	01/11/24 12:56	7440-28-0	
7470 Mercury	Analytical Method: EPA 7470A Preparation Method: EPA 7470A Pace Analytical Services - Peachtree Corners, GA								
Mercury	ND	mg/L	0.00020	0.00013	1	01/11/24 09:00	01/11/24 14:14	7439-97-6	
2320B Alkalinity	Analytical Method: SM 2320B-2011 Pace Analytical Services - Asheville								
Alkalinity,Bicarbonate (CaCO3)	**135**	mg/L	5.0	5.0	1		01/05/24 13:12		
Alkalinity,Carbonate (CaCO3)	ND	mg/L	5.0	5.0	1		01/05/24 13:12		
Alkalinity, Total as CaCO3	**135**	mg/L	5.0	5.0	1		01/05/24 13:12		
2540C Total Dissolved Solids	Analytical Method: SM 2540C-2015 Pace Analytical Services - Asheville								
Total Dissolved Solids	**488**	mg/L	25.0	25.0	1		12/30/23 09:47		
4500S2D Sulfide Water	Analytical Method: SM 4500-S2D-2011 Pace Analytical Services - Asheville								
Sulfide	ND	mg/L	0.10	0.022	1		01/03/24 03:32	18496-25-8	
300.0 IC Anions 28 Days	Analytical Method: EPA 300.0 Rev 2.1 1993 Pace Analytical Services - Asheville								
Chloride	**37.3**	mg/L	1.0	0.60	1		12/30/23 14:38	16887-00-6	

REPORT OF LABORATORY ANALYSIS

This report shall not be reproduced, except in full,
without the written consent of Pace Analytical Services, LLC.

Pace Analytical Services, LLC
9800 Kincey Ave. Suite 100
Huntersville, NC 28078
(704)875-9092

ANALYTICAL RESULTS

Project: Hammond AP-1
Pace Project No.: 92705989

Sample: HAM-PT-10 **Lab ID: 92705989004** Collected: 12/27/23 14:32 Received: 12/28/23 09:23 Matrix: Water

Parameters	Results	Units	Report Limit	MDL	DF	Prepared	Analyzed	CAS No.	Qual
300.0 IC Anions 28 Days	Analytical Method: EPA 300.0 Rev 2.1 1993 Pace Analytical Services - Asheville								
Fluoride	**0.32**	mg/L	0.10	0.050	1		12/30/23 14:38	16984-48-8	
Sulfate	**157**	mg/L	3.0	1.5	3		12/31/23 00:23	14808-79-8	

REPORT OF LABORATORY ANALYSIS

This report shall not be reproduced, except in full,
without the written consent of Pace Analytical Services, LLC.

Pace Analytical Services, LLC
9800 Kincey Ave. Suite 100
Huntersville, NC 28078
(704)875-9092

ANALYTICAL RESULTS

Project: Hammond AP-1
Pace Project No.: 92705989

Sample: HAM-AP1-EB-01 **Lab ID: 92705989005** Collected: 12/27/23 15:00 Received: 12/28/23 09:23 Matrix: Water

Parameters	Results	Units	Report Limit	MDL	DF	Prepared	Analyzed	CAS No.	Qual
6010D ATL ICP	Analytical Method: EPA 6010D Preparation Method: EPA 3010A Pace Analytical Services - Peachtree Corners, GA								
Iron	ND	mg/L	0.040	0.025	1	01/08/24 10:42	01/08/24 19:29	7439-89-6	
Manganese	ND	mg/L	0.040	0.011	1	01/08/24 10:42	01/08/24 19:29	7439-96-5	
Potassium	ND	mg/L	0.50	0.15	1	01/08/24 10:42	01/08/24 19:29	7440-09-7	
Sodium	ND	mg/L	1.0	0.58	1	01/08/24 10:42	01/08/24 19:29	7440-23-5	
Calcium	ND	mg/L	1.0	0.12	1	01/08/24 10:42	01/08/24 19:29	7440-70-2	
Magnesium	ND	mg/L	0.050	0.012	1	01/08/24 10:42	01/08/24 19:29	7439-95-4	
6020 MET ICPMS	Analytical Method: EPA 6020B Preparation Method: EPA 3005A Pace Analytical Services - Peachtree Corners, GA								
Antimony	ND	mg/L	0.0030	0.00054	1	01/09/24 09:47	01/11/24 12:59	7440-36-0	
Arsenic	ND	mg/L	0.010	0.00084	1	01/09/24 09:47	01/11/24 12:59	7440-38-2	
Barium	ND	mg/L	0.0050	0.00047	1	01/09/24 09:47	01/11/24 12:59	7440-39-3	
Beryllium	ND	mg/L	0.00050	0.000094	1	01/09/24 09:47	01/11/24 12:59	7440-41-7	
Boron	**0.013J**	mg/L	0.040	0.012	1	01/09/24 09:47	01/11/24 12:59	7440-42-8	
Cadmium	ND	mg/L	0.00050	0.00010	1	01/09/24 09:47	01/11/24 12:59	7440-43-9	
Chromium	ND	mg/L	0.0050	0.0019	1	01/09/24 09:47	01/11/24 12:59	7440-47-3	
Cobalt	ND	mg/L	0.0050	0.00032	1	01/09/24 09:47	01/11/24 12:59	7440-48-4	
Lead	ND	mg/L	0.0010	0.00016	1	01/09/24 09:47	01/11/24 12:59	7439-92-1	
Lithium	ND	mg/L	0.030	0.0016	1	01/09/24 09:47	01/11/24 12:59	7439-93-2	
Molybdenum	ND	mg/L	0.010	0.00062	1	01/09/24 09:47	01/11/24 12:59	7439-98-7	
Selenium	ND	mg/L	0.0050	0.00096	1	01/09/24 09:47	01/11/24 12:59	7782-49-2	
Thallium	ND	mg/L	0.0010	0.00038	1	01/09/24 09:47	01/11/24 12:59	7440-28-0	
7470 Mercury	Analytical Method: EPA 7470A Preparation Method: EPA 7470A Pace Analytical Services - Peachtree Corners, GA								
Mercury	ND	mg/L	0.00020	0.00013	1	01/11/24 09:00	01/11/24 14:17	7439-97-6	
2320B Alkalinity	Analytical Method: SM 2320B-2011 Pace Analytical Services - Asheville								
Alkalinity,Bicarbonate (CaCO3)	ND	mg/L	5.0	5.0	1		01/05/24 13:46		
Alkalinity,Carbonate (CaCO3)	ND	mg/L	5.0	5.0	1		01/05/24 13:46		
Alkalinity, Total as CaCO3	ND	mg/L	5.0	5.0	1		01/05/24 13:46		
2540C Total Dissolved Solids	Analytical Method: SM 2540C-2015 Pace Analytical Services - Asheville								
Total Dissolved Solids	ND	mg/L	25.0	25.0	1		12/30/23 09:47		
4500S2D Sulfide Water	Analytical Method: SM 4500-S2D-2011 Pace Analytical Services - Asheville								
Sulfide	ND	mg/L	0.10	0.022	1		01/03/24 03:33	18496-25-8	
300.0 IC Anions 28 Days	Analytical Method: EPA 300.0 Rev 2.1 1993 Pace Analytical Services - Asheville								
Chloride	ND	mg/L	1.0	0.60	1		12/30/23 12:19	16887-00-6	

REPORT OF LABORATORY ANALYSIS

This report shall not be reproduced, except in full,
without the written consent of Pace Analytical Services, LLC.

Pace Analytical Services, LLC
9800 Kincey Ave. Suite 100
Huntersville, NC 28078
(704)875-9092

ANALYTICAL RESULTS

Project: Hammond AP-1
Pace Project No.: 92705989

Sample: HAM-AP1-EB-01 **Lab ID: 92705989005** Collected: 12/27/23 15:00 Received: 12/28/23 09:23 Matrix: Water

Parameters	Results	Units	Report Limit	MDL	DF	Prepared	Analyzed	CAS No.	Qual
300.0 IC Anions 28 Days	Analytical Method: EPA 300.0 Rev 2.1 1993 Pace Analytical Services - Asheville								
Fluoride	ND	mg/L	0.10	0.050	1		12/30/23 12:19	16984-48-8	
Sulfate	ND	mg/L	1.0	0.50	1		12/30/23 12:19	14808-79-8	

REPORT OF LABORATORY ANALYSIS

This report shall not be reproduced, except in full,
without the written consent of Pace Analytical Services, LLC.

Pace Analytical Services, LLC
9800 Kincey Ave. Suite 100
Huntersville, NC 28078
(704)875-9092

ANALYTICAL RESULTS

Project: Hammond AP-1
Pace Project No.: 92705989

Sample: HAM-AP1-FB-01 **Lab ID: 92705989006** Collected: 12/27/23 12:30 Received: 12/28/23 09:23 Matrix: Water

Parameters	Results	Units	Report Limit	MDL	DF	Prepared	Analyzed	CAS No.	Qual
6010D ATL ICP	Analytical Method: EPA 6010D Preparation Method: EPA 3010A Pace Analytical Services - Peachtree Corners, GA								
Iron	ND	mg/L	0.040	0.025	1	01/08/24 10:42	01/08/24 19:33	7439-89-6	
Manganese	ND	mg/L	0.040	0.011	1	01/08/24 10:42	01/08/24 19:33	7439-96-5	
Potassium	ND	mg/L	0.50	0.15	1	01/08/24 10:42	01/08/24 19:33	7440-09-7	
Sodium	ND	mg/L	1.0	0.58	1	01/08/24 10:42	01/08/24 19:33	7440-23-5	
Calcium	ND	mg/L	1.0	0.12	1	01/08/24 10:42	01/08/24 19:33	7440-70-2	
Magnesium	**0.016J**	mg/L	0.050	0.012	1	01/08/24 10:42	01/08/24 19:33	7439-95-4	
6020 MET ICPMS	Analytical Method: EPA 6020B Preparation Method: EPA 3005A Pace Analytical Services - Peachtree Corners, GA								
Antimony	ND	mg/L	0.0030	0.00054	1	01/09/24 09:47	01/11/24 13:03	7440-36-0	
Arsenic	ND	mg/L	0.010	0.00084	1	01/09/24 09:47	01/11/24 13:03	7440-38-2	
Barium	ND	mg/L	0.0050	0.00047	1	01/09/24 09:47	01/11/24 13:03	7440-39-3	
Beryllium	ND	mg/L	0.00050	0.000094	1	01/09/24 09:47	01/11/24 13:03	7440-41-7	
Boron	ND	mg/L	0.040	0.012	1	01/09/24 09:47	01/11/24 13:03	7440-42-8	
Cadmium	ND	mg/L	0.00050	0.00010	1	01/09/24 09:47	01/11/24 13:03	7440-43-9	
Chromium	ND	mg/L	0.0050	0.0019	1	01/09/24 09:47	01/11/24 13:03	7440-47-3	
Cobalt	ND	mg/L	0.0050	0.00032	1	01/09/24 09:47	01/11/24 13:03	7440-48-4	
Lead	ND	mg/L	0.0010	0.00016	1	01/09/24 09:47	01/11/24 13:03	7439-92-1	
Lithium	ND	mg/L	0.030	0.0016	1	01/09/24 09:47	01/11/24 13:03	7439-93-2	
Molybdenum	ND	mg/L	0.010	0.00062	1	01/09/24 09:47	01/11/24 13:03	7439-98-7	
Selenium	ND	mg/L	0.0050	0.00096	1	01/09/24 09:47	01/11/24 13:03	7782-49-2	
Thallium	ND	mg/L	0.0010	0.00038	1	01/09/24 09:47	01/11/24 13:03	7440-28-0	
7470 Mercury	Analytical Method: EPA 7470A Preparation Method: EPA 7470A Pace Analytical Services - Peachtree Corners, GA								
Mercury	ND	mg/L	0.00020	0.00013	1	01/11/24 09:00	01/11/24 14:19	7439-97-6	
2320B Alkalinity	Analytical Method: SM 2320B-2011 Pace Analytical Services - Asheville								
Alkalinity,Bicarbonate (CaCO3)	ND	mg/L	5.0	5.0	1		01/05/24 13:51		
Alkalinity,Carbonate (CaCO3)	ND	mg/L	5.0	5.0	1		01/05/24 13:51		
Alkalinity, Total as CaCO3	ND	mg/L	5.0	5.0	1		01/05/24 13:51		
2540C Total Dissolved Solids	Analytical Method: SM 2540C-2015 Pace Analytical Services - Asheville								
Total Dissolved Solids	ND	mg/L	25.0	25.0	1		12/30/23 09:47		
4500S2D Sulfide Water	Analytical Method: SM 4500-S2D-2011 Pace Analytical Services - Asheville								
Sulfide	ND	mg/L	0.10	0.022	1		01/03/24 03:33	18496-25-8	
300.0 IC Anions 28 Days	Analytical Method: EPA 300.0 Rev 2.1 1993 Pace Analytical Services - Asheville								
Chloride	ND	mg/L	1.0	0.60	1		12/30/23 12:33	16887-00-6	

REPORT OF LABORATORY ANALYSIS

This report shall not be reproduced, except in full,
without the written consent of Pace Analytical Services, LLC.

Pace Analytical Services, LLC
9800 Kincey Ave. Suite 100
Huntersville, NC 28078
(704)875-9092

ANALYTICAL RESULTS

Project: Hammond AP-1
Pace Project No.: 92705989

Sample: HAM-AP1-FB-01 **Lab ID: 92705989006** Collected: 12/27/23 12:30 Received: 12/28/23 09:23 Matrix: Water

Parameters	Results	Units	Report Limit	MDL	DF	Prepared	Analyzed	CAS No.	Qual
300.0 IC Anions 28 Days	Analytical Method: EPA 300.0 Rev 2.1 1993 Pace Analytical Services - Asheville								
Fluoride	ND	mg/L	0.10	0.050	1		12/30/23 12:33	16984-48-8	
Sulfate	ND	mg/L	1.0	0.50	1		12/30/23 12:33	14808-79-8	

REPORT OF LABORATORY ANALYSIS

This report shall not be reproduced, except in full,
without the written consent of Pace Analytical Services, LLC.

Pace Analytical Services, LLC
9800 Kincey Ave. Suite 100
Huntersville, NC 28078
(704)875-9092

ANALYTICAL RESULTS

Project: Hammond AP-1
Pace Project No.: 92705989

Sample: HAM-AP1-FD-01 **Lab ID: 92705989007** Collected: 12/27/23 00:00 Received: 12/28/23 09:23 Matrix: Water

Parameters	Results	Units	Report Limit	MDL	DF	Prepared	Analyzed	CAS No.	Qual
6010D ATL ICP	Analytical Method: EPA 6010D Preparation Method: EPA 3010A Pace Analytical Services - Peachtree Corners, GA								
Iron	**0.26**	mg/L	0.040	0.025	1	01/08/24 10:42	01/08/24 19:38	7439-89-6	
Manganese	**0.040**	mg/L	0.040	0.011	1	01/08/24 10:42	01/08/24 19:38	7439-96-5	
Potassium	**4.0**	mg/L	0.50	0.15	1	01/08/24 10:42	01/08/24 19:38	7440-09-7	
Sodium	**6.9**	mg/L	1.0	0.58	1	01/08/24 10:42	01/08/24 19:38	7440-23-5	
Calcium	**57.8**	mg/L	1.0	0.12	1	01/08/24 10:42	01/08/24 19:38	7440-70-2	
Magnesium	**34.7**	mg/L	0.050	0.012	1	01/08/24 10:42	01/08/24 19:38	7439-95-4	
6020 MET ICPMS	Analytical Method: EPA 6020B Preparation Method: EPA 3005A Pace Analytical Services - Peachtree Corners, GA								
Antimony	ND	mg/L	0.0030	0.00054	1	01/09/24 09:47	01/11/24 13:07	7440-36-0	
Arsenic	**0.0012J**	mg/L	0.010	0.00084	1	01/09/24 09:47	01/11/24 13:07	7440-38-2	
Barium	**0.056**	mg/L	0.0050	0.00047	1	01/09/24 09:47	01/11/24 13:07	7440-39-3	
Beryllium	ND	mg/L	0.00050	0.000094	1	01/09/24 09:47	01/11/24 13:07	7440-41-7	
Boron	**0.88**	mg/L	0.040	0.012	1	01/09/24 09:47	01/11/24 13:07	7440-42-8	
Cadmium	**0.00014J**	mg/L	0.00050	0.00010	1	01/09/24 09:47	01/11/24 13:07	7440-43-9	
Chromium	ND	mg/L	0.0050	0.0019	1	01/09/24 09:47	01/11/24 13:07	7440-47-3	
Cobalt	**0.00047J**	mg/L	0.0050	0.00032	1	01/09/24 09:47	01/11/24 13:07	7440-48-4	
Lead	ND	mg/L	0.0010	0.00016	1	01/09/24 09:47	01/11/24 13:07	7439-92-1	
Lithium	ND	mg/L	0.030	0.0016	1	01/09/24 09:47	01/11/24 13:07	7439-93-2	
Molybdenum	**0.51**	mg/L	0.010	0.00062	1	01/09/24 09:47	01/11/24 13:07	7439-98-7	
Selenium	ND	mg/L	0.0050	0.00096	1	01/09/24 09:47	01/11/24 13:07	7782-49-2	
Thallium	ND	mg/L	0.0010	0.00038	1	01/09/24 09:47	01/11/24 13:07	7440-28-0	
7470 Mercury	Analytical Method: EPA 7470A Preparation Method: EPA 7470A Pace Analytical Services - Peachtree Corners, GA								
Mercury	ND	mg/L	0.00020	0.00013	1	01/11/24 09:00	01/11/24 14:22	7439-97-6	
2320B Alkalinity	Analytical Method: SM 2320B-2011 Pace Analytical Services - Asheville								
Alkalinity,Bicarbonate (CaCO3)	**81.6**	mg/L	5.0	5.0	1		01/05/24 13:55		
Alkalinity,Carbonate (CaCO3)	**9.0**	mg/L	5.0	5.0	1		01/05/24 13:55		
Alkalinity, Total as CaCO3	**90.6**	mg/L	5.0	5.0	1		01/05/24 13:55		
2540C Total Dissolved Solids	Analytical Method: SM 2540C-2015 Pace Analytical Services - Asheville								
Total Dissolved Solids	**392**	mg/L	25.0	25.0	1		12/30/23 09:47		
4500S2D Sulfide Water	Analytical Method: SM 4500-S2D-2011 Pace Analytical Services - Asheville								
Sulfide	ND	mg/L	0.10	0.022	1		01/03/24 03:34	18496-25-8	
300.0 IC Anions 28 Days	Analytical Method: EPA 300.0 Rev 2.1 1993 Pace Analytical Services - Asheville								
Chloride	**30.4**	mg/L	1.0	0.60	1		12/30/23 14:52	16887-00-6	

REPORT OF LABORATORY ANALYSIS

This report shall not be reproduced, except in full,
without the written consent of Pace Analytical Services, LLC.

Pace Analytical Services, LLC
9800 Kincey Ave. Suite 100
Huntersville, NC 28078
(704)875-9092

ANALYTICAL RESULTS

Project: Hammond AP-1
Pace Project No.: 92705989

Sample: HAM-AP1-FD-01 **Lab ID: 92705989007** Collected: 12/27/23 00:00 Received: 12/28/23 09:23 Matrix: Water

Parameters	Results	Units	Report Limit	MDL	DF	Prepared	Analyzed	CAS No.	Qual
300.0 IC Anions 28 Days	Analytical Method: EPA 300.0 Rev 2.1 1993 Pace Analytical Services - Asheville								
Fluoride	**0.39**	mg/L	0.10	0.050	1		12/30/23 14:52	16984-48-8	
Sulfate	**147**	mg/L	3.0	1.5	3		12/31/23 00:38	14808-79-8	

REPORT OF LABORATORY ANALYSIS

This report shall not be reproduced, except in full,
without the written consent of Pace Analytical Services, LLC.

Pace Analytical Services, LLC
9800 Kincey Ave. Suite 100
Huntersville, NC 28078
(704)875-9092

QUALITY CONTROL DATA

Project: Hammond AP-1
Pace Project No.: 92705989

QC Batch: 823806
QC Batch Method: EPA 3010A
Analysis Method: EPA 6010D
Analysis Description: 6010D ATL
Laboratory: Pace Analytical Services - Peachtree Corners, GA
Associated Lab Samples: 92705989001, 92705989002, 92705989003, 92705989004, 92705989005, 92705989006, 92705989007

METHOD BLANK: 4261611 Matrix: Water
Associated Lab Samples: 92705989001, 92705989002, 92705989003, 92705989004, 92705989005, 92705989006, 92705989007

Parameter	Units	Blank Result	Reporting Limit	MDL	Analyzed	Qualifiers
Calcium	mg/L	ND	1.0	0.12	01/08/24 18:59	
Iron	mg/L	ND	0.040	0.025	01/08/24 18:59	
Magnesium	mg/L	ND	0.050	0.012	01/08/24 18:59	
Manganese	mg/L	ND	0.040	0.011	01/08/24 18:59	
Potassium	mg/L	ND	0.50	0.15	01/08/24 18:59	
Sodium	mg/L	ND	1.0	0.58	01/08/24 18:59	

LABORATORY CONTROL SAMPLE: 4261612

Parameter	Units	Spike Conc.	LCS Result	LCS % Rec	% Rec Limits	Qualifiers
Calcium	mg/L	1	0.91J	91	80-120	
Iron	mg/L	1	0.90	90	80-120	
Magnesium	mg/L	1	0.90	90	80-120	
Manganese	mg/L	1	0.95	95	80-120	
Potassium	mg/L	1	0.93	93	80-120	
Sodium	mg/L	1	1.0	102	80-120	

MATRIX SPIKE & MATRIX SPIKE DUPLICATE: 4261613 4261614

Parameter	Units	92706018005 Result	MS Spike Conc.	MSD Spike Conc.	MS Result	MSD Result	MS % Rec	MSD % Rec	% Rec Limits	RPD	Max RPD	Qual
Calcium	mg/L	ND	1	1	1.6	1.6	95	93	75-125	1	20	
Iron	mg/L	56.4 ug/L	1	1	0.98	0.98	93	92	75-125	0	20	
Magnesium	mg/L	429 ug/L	1	1	1.4	1.3	94	91	75-125	2	20	
Manganese	mg/L	ND	1	1	0.93	0.92	93	92	75-125	1	20	
Potassium	mg/L	781 ug/L	1	1	1.9	1.7	108	95	75-125	7	20	
Sodium	mg/L	4420 ug/L	1	1	5.4	5.4	102	93	75-125	2	20	

Results presented on this page are in the units indicated by the "Units" column except where an alternate unit is presented to the right of the result.

REPORT OF LABORATORY ANALYSIS

This report shall not be reproduced, except in full,
without the written consent of Pace Analytical Services, LLC.

Pace Analytical Services, LLC
9800 Kincey Ave. Suite 100
Huntersville, NC 28078
(704)875-9092

QUALITY CONTROL DATA

Project: Hammond AP-1
Pace Project No.: 92705989

QC Batch: 824152
QC Batch Method: EPA 3005A
Analysis Method: EPA 6020B
Analysis Description: 6020 MET
Laboratory: Pace Analytical Services - Peachtree Corners, GA
Associated Lab Samples: 92705989001, 92705989002, 92705989003, 92705989004, 92705989005, 92705989006, 92705989007

METHOD BLANK: 4263090 Matrix: Water
Associated Lab Samples: 92705989001, 92705989002, 92705989003, 92705989004, 92705989005, 92705989006, 92705989007

Parameter	Units	Blank Result	Reporting Limit	MDL	Analyzed	Qualifiers
Antimony	mg/L	ND	0.0030	0.00054	01/11/24 12:37	
Arsenic	mg/L	ND	0.010	0.00084	01/11/24 12:37	
Barium	mg/L	ND	0.0050	0.00047	01/11/24 12:37	
Beryllium	mg/L	ND	0.00050	0.000094	01/11/24 12:37	
Boron	mg/L	ND	0.040	0.012	01/11/24 12:37	
Cadmium	mg/L	ND	0.00050	0.00010	01/11/24 12:37	
Chromium	mg/L	ND	0.0050	0.0019	01/11/24 12:37	
Cobalt	mg/L	ND	0.0050	0.00032	01/11/24 12:37	
Lead	mg/L	ND	0.0010	0.00016	01/11/24 12:37	
Lithium	mg/L	ND	0.030	0.0016	01/11/24 12:37	
Molybdenum	mg/L	ND	0.010	0.00062	01/11/24 12:37	
Selenium	mg/L	ND	0.0050	0.00096	01/11/24 12:37	
Thallium	mg/L	ND	0.0010	0.00038	01/11/24 12:37	

LABORATORY CONTROL SAMPLE: 4263091

Parameter	Units	Spike Conc.	LCS Result	LCS % Rec	% Rec Limits	Qualifiers
Antimony	mg/L	0.1	0.11	109	80-120	
Arsenic	mg/L	0.1	0.11	105	80-120	
Barium	mg/L	0.1	0.10	104	80-120	
Beryllium	mg/L	0.1	0.11	110	80-120	
Boron	mg/L	1	1.1	110	80-120	
Cadmium	mg/L	0.1	0.11	105	80-120	
Chromium	mg/L	0.1	0.11	106	80-120	
Cobalt	mg/L	0.1	0.11	106	80-120	
Lead	mg/L	0.1	0.11	108	80-120	
Lithium	mg/L	0.1	0.11	112	80-120	
Molybdenum	mg/L	0.1	0.11	108	80-120	
Selenium	mg/L	0.1	0.10	104	80-120	
Thallium	mg/L	0.1	0.11	107	80-120	

MATRIX SPIKE & MATRIX SPIKE DUPLICATE: 4263287 4263288

Parameter	Units	92706820004 Result	MS Spike Conc.	MSD Spike Conc.	MS Result	MSD Result	MS % Rec	MSD % Rec	% Rec Limits	RPD	Max RPD	Qual
Antimony	mg/L	ND	0.1	0.1	0.10	0.11	100	105	75-125	5	20	
Arsenic	mg/L	0.00093J	0.1	0.1	0.10	0.11	103	107	75-125	4	20	

Results presented on this page are in the units indicated by the "Units" column except where an alternate unit is presented to the right of the result.

REPORT OF LABORATORY ANALYSIS

This report shall not be reproduced, except in full,
without the written consent of Pace Analytical Services, LLC.

Pace Analytical Services, LLC
9800 Kincey Ave. Suite 100
Huntersville, NC 28078
(704)875-9092

QUALITY CONTROL DATA

Project: Hammond AP-1
Pace Project No.: 92705989

MATRIX SPIKE & MATRIX SPIKE DUPLICATE: 4263287 4263288

Parameter	Units	92706820004 Result	MS Spike Conc.	MSD Spike Conc.	MS Result	MSD Result	MS % Rec	MSD % Rec	% Rec Limits	RPD	Max RPD	Qual
Barium	mg/L	0.059	0.1	0.1	0.16	0.16	99	103	75-125	2	20	
Beryllium	mg/L	ND	0.1	0.1	0.11	0.11	105	107	75-125	2	20	
Boron	mg/L	1.7	1	1	2.6	2.7	99	101	75-125	1	20	
Cadmium	mg/L	ND	0.1	0.1	0.10	0.11	104	105	75-125	1	20	
Chromium	mg/L	ND	0.1	0.1	0.10	0.11	103	109	75-125	5	20	
Cobalt	mg/L	0.0024J	0.1	0.1	0.10	0.11	103	103	75-125	1	20	
Lead	mg/L	ND	0.1	0.1	0.095	0.097	95	97	75-125	3	20	
Lithium	mg/L	0.0021J	0.1	0.1	0.11	0.11	107	111	75-125	3	20	
Molybdenum	mg/L	0.24	0.1	0.1	0.33	0.34	99	102	75-125	1	20	
Selenium	mg/L	ND	0.1	0.1	0.10	0.10	101	105	75-125	3	20	
Thallium	mg/L	ND	0.1	0.1	0.095	0.099	95	99	75-125	4	20	

Results presented on this page are in the units indicated by the "Units" column except where an alternate unit is presented to the right of the result.

REPORT OF LABORATORY ANALYSIS

This report shall not be reproduced, except in full,
without the written consent of Pace Analytical Services, LLC.

Pace Analytical Services, LLC
9800 Kincey Ave. Suite 100
Huntersville, NC 28078
(704)875-9092

QUALITY CONTROL DATA

Project: Hammond AP-1
Pace Project No.: 92705989

QC Batch: 824547 | Analysis Method: EPA 7470A
QC Batch Method: EPA 7470A | Analysis Description: 7470 Mercury
Laboratory: Pace Analytical Services - Peachtree Corners, GA
Associated Lab Samples: 92705989001, 92705989002, 92705989003, 92705989004, 92705989005, 92705989006, 92705989007

METHOD BLANK: 4264894 Matrix: Water
Associated Lab Samples: 92705989001, 92705989002, 92705989003, 92705989004, 92705989005, 92705989006, 92705989007

Parameter	Units	Blank Result	Reporting Limit	MDL	Analyzed	Qualifiers
Mercury	mg/L	ND	0.00020	0.00013	01/11/24 14:01	

LABORATORY CONTROL SAMPLE: 4264895

Parameter	Units	Spike Conc.	LCS Result	LCS % Rec	% Rec Limits	Qualifiers
Mercury	mg/L	0.0025	0.0021	85	80-120	

MATRIX SPIKE & MATRIX SPIKE DUPLICATE: 4264896 4264897

Parameter	Units	92706018001 Result	MS Spike Conc.	MSD Spike Conc.	MS Result	MSD Result	MS % Rec	MSD % Rec	% Rec Limits	RPD	Max RPD	Qual
Mercury	mg/L	ND	0.0025	0.0025	0.0025	0.0021	101	83	75-125	20	20	

Results presented on this page are in the units indicated by the "Units" column except where an alternate unit is presented to the right of the result.

REPORT OF LABORATORY ANALYSIS

This report shall not be reproduced, except in full,
without the written consent of Pace Analytical Services, LLC.

Pace Analytical Services, LLC
9800 Kincey Ave. Suite 100
Huntersville, NC 28078
(704)875-9092

QUALITY CONTROL DATA

Project: Hammond AP-1
Pace Project No.: 92705989

QC Batch: 823458
QC Batch Method: SM 2320B-2011
Analysis Method: SM 2320B-2011
Analysis Description: 2320B Alkalinity
Laboratory: Pace Analytical Services - Asheville
Associated Lab Samples: 92705989001, 92705989002

METHOD BLANK: 4259947 Matrix: Water
Associated Lab Samples: 92705989001, 92705989002

Parameter	Units	Blank Result	Reporting Limit	MDL	Analyzed	Qualifiers
Alkalinity, Total as CaCO3	mg/L	ND	5.0	5.0	01/04/24 16:06	
Alkalinity,Bicarbonate (CaCO3)	mg/L	ND	5.0	5.0	01/04/24 16:06	
Alkalinity,Carbonate (CaCO3)	mg/L	ND	5.0	5.0	01/04/24 16:06	

LABORATORY CONTROL SAMPLE: 4259948

Parameter	Units	Spike Conc.	LCS Result	LCS % Rec	% Rec Limits	Qualifiers
Alkalinity, Total as CaCO3	mg/L	50	50.8	102	80-120	

LABORATORY CONTROL SAMPLE: 4259949

Parameter	Units	Spike Conc.	LCS Result	LCS % Rec	% Rec Limits	Qualifiers
Alkalinity, Total as CaCO3	mg/L	50	51.6	103	80-120	

MATRIX SPIKE & MATRIX SPIKE DUPLICATE: 4259950 4259951

Parameter	Units	35850766002 Result	MS Spike Conc.	MSD Spike Conc.	MS Result	MSD Result	MS % Rec	MSD % Rec	% Rec Limits	RPD	Max RPD	Qual
Alkalinity, Total as CaCO3	mg/L	173	50	50	218	225	90	103	80-120	3	25	

MATRIX SPIKE & MATRIX SPIKE DUPLICATE: 4259952 4259953

Parameter	Units	35850766003 Result	MS Spike Conc.	MSD Spike Conc.	MS Result	MSD Result	MS % Rec	MSD % Rec	% Rec Limits	RPD	Max RPD	Qual
Alkalinity, Total as CaCO3	mg/L	17.0	50	50	67.3	68.0	101	102	80-120	1	25	

Results presented on this page are in the units indicated by the "Units" column except where an alternate unit is presented to the right of the result.

REPORT OF LABORATORY ANALYSIS

This report shall not be reproduced, except in full,
without the written consent of Pace Analytical Services, LLC.

Pace Analytical Services, LLC
9800 Kincey Ave. Suite 100
Huntersville, NC 28078
(704)875-9092

QUALITY CONTROL DATA

Project: Hammond AP-1
Pace Project No.: 92705989

QC Batch: 823707
QC Batch Method: SM 2320B-2011
Analysis Method: SM 2320B-2011
Analysis Description: 2320B Alkalinity
Laboratory: Pace Analytical Services - Asheville
Associated Lab Samples: 92705989003, 92705989004, 92705989005, 92705989006, 92705989007

METHOD BLANK: 4261016 Matrix: Water
Associated Lab Samples: 92705989003, 92705989004, 92705989005, 92705989006, 92705989007

Parameter	Units	Blank Result	Reporting Limit	MDL	Analyzed	Qualifiers
Alkalinity, Total as CaCO3	mg/L	ND	5.0	5.0	01/05/24 12:24	
Alkalinity,Bicarbonate (CaCO3)	mg/L	ND	5.0	5.0	01/05/24 12:24	
Alkalinity,Carbonate (CaCO3)	mg/L	ND	5.0	5.0	01/05/24 12:24	

LABORATORY CONTROL SAMPLE: 4261017

Parameter	Units	Spike Conc.	LCS Result	LCS % Rec	% Rec Limits	Qualifiers
Alkalinity, Total as CaCO3	mg/L	50	50.8	102	80-120	

LABORATORY CONTROL SAMPLE: 4261018

Parameter	Units	Spike Conc.	LCS Result	LCS % Rec	% Rec Limits	Qualifiers
Alkalinity, Total as CaCO3	mg/L	50	50.9	102	80-120	

MATRIX SPIKE & MATRIX SPIKE DUPLICATE: 4261019 4261020

Parameter	Units	92705989003 Result	MS Spike Conc.	MSD Spike Conc.	MS Result	MSD Result	MS % Rec	MSD % Rec	% Rec Limits	RPD	Max RPD	Qual
Alkalinity, Total as CaCO3	mg/L	90.4	50	50	133	141	85	102	80-120	6	25	

MATRIX SPIKE & MATRIX SPIKE DUPLICATE: 4261021 4261022

Parameter	Units	92705989004 Result	MS Spike Conc.	MSD Spike Conc.	MS Result	MSD Result	MS % Rec	MSD % Rec	% Rec Limits	RPD	Max RPD	Qual
Alkalinity, Total as CaCO3	mg/L	135	50	50	182	185	93	99	80-120	2	25	

Results presented on this page are in the units indicated by the "Units" column except where an alternate unit is presented to the right of the result.

REPORT OF LABORATORY ANALYSIS

This report shall not be reproduced, except in full,
without the written consent of Pace Analytical Services, LLC.

Pace Analytical Services, LLC
9800 Kincey Ave. Suite 100
Huntersville, NC 28078
(704)875-9092

QUALITY CONTROL DATA

Project: Hammond AP-1
Pace Project No.: 92705989

QC Batch: 822708
QC Batch Method: SM 2540C-2015
Analysis Method: SM 2540C-2015
Analysis Description: 2540C Total Dissolved Solids
Laboratory: Pace Analytical Services - Asheville
Associated Lab Samples: 92705989001, 92705989002, 92705989003, 92705989004, 92705989005, 92705989006, 92705989007

METHOD BLANK: 4256617 Matrix: Water
Associated Lab Samples: 92705989001, 92705989002, 92705989003, 92705989004, 92705989005, 92705989006, 92705989007

Parameter	Units	Blank Result	Reporting Limit	MDL	Analyzed	Qualifiers
Total Dissolved Solids	mg/L	ND	25.0	25.0	12/30/23 09:46	

LABORATORY CONTROL SAMPLE: 4256618

Parameter	Units	Spike Conc.	LCS Result	LCS % Rec	% Rec Limits	Qualifiers
Total Dissolved Solids	mg/L	250	252	101	90-110	

SAMPLE DUPLICATE: 4256619

Parameter	Units	92706023001 Result	Dup Result	RPD	Max RPD	Qualifiers
Total Dissolved Solids	mg/L	30.0	ND		25	

Results presented on this page are in the units indicated by the "Units" column except where an alternate unit is presented to the right of the result.

REPORT OF LABORATORY ANALYSIS

This report shall not be reproduced, except in full,
without the written consent of Pace Analytical Services, LLC.

Pace Analytical Services, LLC
9800 Kincey Ave. Suite 100
Huntersville, NC 28078
(704)875-9092

QUALITY CONTROL DATA

Project: Hammond AP-1
Pace Project No.: 92705989

QC Batch: 823054 — Analysis Method: SM 4500-S2D-2011
QC Batch Method: SM 4500-S2D-2011 — Analysis Description: 4500S2D Sulfide Water
Laboratory: Pace Analytical Services - Asheville
Associated Lab Samples: 92705989001, 92705989002, 92705989003, 92705989004, 92705989005, 92705989006, 92705989007

METHOD BLANK: 4258042 — Matrix: Water
Associated Lab Samples: 92705989001, 92705989002, 92705989003, 92705989004, 92705989005, 92705989006, 92705989007

Parameter	Units	Blank Result	Reporting Limit	MDL	Analyzed	Qualifiers
Sulfide	mg/L	ND	0.10	0.022	01/03/24 03:29	

LABORATORY CONTROL SAMPLE: 4258043

Parameter	Units	Spike Conc.	LCS Result	LCS % Rec	% Rec Limits	Qualifiers
Sulfide	mg/L	0.5	0.54	107	80-120	

MATRIX SPIKE & MATRIX SPIKE DUPLICATE: 4258044 4258045

Parameter	Units	92705989001 Result	MS Spike Conc.	MSD Spike Conc.	MS Result	MSD Result	MS % Rec	MSD % Rec	% Rec Limits	RPD	Max RPD	Qual
Sulfide	mg/L	ND	0.5	0.5	0.54	0.54	108	107	80-120	1	10	

MATRIX SPIKE & MATRIX SPIKE DUPLICATE: 4258046 4258047

Parameter	Units	92705989007 Result	MS Spike Conc.	MSD Spike Conc.	MS Result	MSD Result	MS % Rec	MSD % Rec	% Rec Limits	RPD	Max RPD	Qual
Sulfide	mg/L	ND	0.5	0.5	0.47	0.50	94	100	80-120	6	10	

Results presented on this page are in the units indicated by the "Units" column except where an alternate unit is presented to the right of the result.

REPORT OF LABORATORY ANALYSIS

This report shall not be reproduced, except in full,
without the written consent of Pace Analytical Services, LLC.

Pace Analytical Services, LLC
9800 Kincey Ave. Suite 100
Huntersville, NC 28078
(704)875-9092

QUALITY CONTROL DATA

Project: Hammond AP-1
Pace Project No.: 92705989

QC Batch: 822704
QC Batch Method: EPA 300.0 Rev 2.1 1993
Analysis Method: EPA 300.0 Rev 2.1 1993
Analysis Description: 300.0 IC Anions
Laboratory: Pace Analytical Services - Asheville
Associated Lab Samples: 92705989001, 92705989002, 92705989003, 92705989004, 92705989005, 92705989006, 92705989007

METHOD BLANK: 4256598 Matrix: Water
Associated Lab Samples: 92705989001, 92705989002, 92705989003, 92705989004, 92705989005, 92705989006, 92705989007

Parameter	Units	Blank Result	Reporting Limit	MDL	Analyzed	Qualifiers
Chloride	mg/L	ND	1.0	0.60	12/30/23 11:51	
Fluoride	mg/L	ND	0.10	0.050	12/30/23 11:51	
Sulfate	mg/L	ND	1.0	0.50	12/30/23 11:51	

LABORATORY CONTROL SAMPLE: 4256599

Parameter	Units	Spike Conc.	LCS Result	LCS % Rec	% Rec Limits	Qualifiers
Chloride	mg/L	50	47.8	96	90-110	
Fluoride	mg/L	2.5	2.6	102	90-110	
Sulfate	mg/L	50	49.2	98	90-110	

MATRIX SPIKE & MATRIX SPIKE DUPLICATE: 4256602 4256603

Parameter	Units	92706082004 Result	MS Spike Conc.	MSD Spike Conc.	MS Result	MSD Result	MS % Rec	MSD % Rec	% Rec Limits	RPD	Max RPD	Qual
Chloride	mg/L	7.6	50	50	57.2	56.8	99	99	90-110	1	10	
Fluoride	mg/L	ND	2.5	2.5	2.7	2.7	107	108	90-110	0	10	
Sulfate	mg/L	0.68J	50	50	51.1	50.7	101	100	90-110	1	10	

MATRIX SPIKE & MATRIX SPIKE DUPLICATE: 4256612 4256613

Parameter	Units	92705989001 Result	MS Spike Conc.	MSD Spike Conc.	MS Result	MSD Result	MS % Rec	MSD % Rec	% Rec Limits	RPD	Max RPD	Qual
Chloride	mg/L	17.7	50	50	66.1	66.9	97	98	90-110	1	10	
Fluoride	mg/L	0.34	2.5	2.5	2.6	2.7	91	93	90-110	2	10	
Sulfate	mg/L	276	50	50	318	319	83	85	90-110	0	10	M1

Results presented on this page are in the units indicated by the "Units" column except where an alternate unit is presented to the right of the result.

REPORT OF LABORATORY ANALYSIS

This report shall not be reproduced, except in full,
without the written consent of Pace Analytical Services, LLC.

Pace Analytical Services, LLC
9800 Kincey Ave. Suite 100
Huntersville, NC 28078
(704)875-9092

QUALIFIERS

Project: Hammond AP-1
Pace Project No.: 92705989

DEFINITIONS

DF - Dilution Factor, if reported, represents the factor applied to the reported data due to dilution of the sample aliquot.

ND - Not Detected at or above adjusted reporting limit.

TNTC - Too Numerous To Count

J - Estimated concentration above the adjusted method detection limit and below the adjusted reporting limit.

MDL - Adjusted Method Detection Limit.

PQL - Practical Quantitation Limit.

RL - Reporting Limit - The lowest concentration value that meets project requirements for quantitative data with known precision and bias for a specific analyte in a specific matrix.

S - Surrogate

1,2-Diphenylhydrazine decomposes to and cannot be separated from Azobenzene using Method 8270. The result for each analyte is a combined concentration.

Consistent with EPA guidelines, unrounded data are displayed and have been used to calculate % recovery and RPD values.

LCS(D) - Laboratory Control Sample (Duplicate)

MS(D) - Matrix Spike (Duplicate)

DUP - Sample Duplicate

RPD - Relative Percent Difference

NC - Not Calculable.

SG - Silica Gel - Clean-Up

U - Indicates the compound was analyzed for, but not detected.

Acid preservation may not be appropriate for 2 Chloroethylvinyl ether.

A separate vial preserved to a pH of 4-5 is recommended in SW846 Chapter 4 for the analysis of Acrolein and Acrylonitrile by EPA Method 8260.

N-Nitrosodiphenylamine decomposes and cannot be separated from Diphenylamine using Method 8270. The result reported for each analyte is a combined concentration.

Reported results are not rounded until the final step prior to reporting. Therefore, calculated parameters that are typically reported as "Total" may vary slightly from the sum of the reported component parameters.

Pace Analytical is TNI accredited. Contact your Pace PM for the current list of accredited analytes.

TNI - The NELAC Institute.

ANALYTE QUALIFIERS

M1 Matrix spike recovery exceeded QC limits. Batch accepted based on laboratory control sample (LCS) recovery.

This report shall not be reproduced, except in full,
without the written consent of Pace Analytical Services, LLC.

Pace Analytical Services, LLC
9800 Kincey Ave. Suite 100
Huntersville, NC 28078
(704)875-9092

QUALITY CONTROL DATA CROSS REFERENCE TABLE

Project: Hammond AP-1
Pace Project No.: 92705989

Lab ID	Sample ID	QC Batch Method	QC Batch	Analytical Method	Analytical Batch
92705989001	**HAM-PT-07**	EPA 3010A	823806	EPA 6010D	824064
92705989002	**HAM-PT-08**	EPA 3010A	823806	EPA 6010D	824064
92705989003	**HAM-PT-09**	EPA 3010A	823806	EPA 6010D	824064
92705989004	**HAM-PT-10**	EPA 3010A	823806	EPA 6010D	824064
92705989005	**HAM-AP1-EB-01**	EPA 3010A	823806	EPA 6010D	824064
92705989006	**HAM-AP1-FB-01**	EPA 3010A	823806	EPA 6010D	824064
92705989007	**HAM-AP1-FD-01**	EPA 3010A	823806	EPA 6010D	824064
92705989001	**HAM-PT-07**	EPA 3005A	824152	EPA 6020B	824332
92705989002	**HAM-PT-08**	EPA 3005A	824152	EPA 6020B	824332
92705989003	**HAM-PT-09**	EPA 3005A	824152	EPA 6020B	824332
92705989004	**HAM-PT-10**	EPA 3005A	824152	EPA 6020B	824332
92705989005	**HAM-AP1-EB-01**	EPA 3005A	824152	EPA 6020B	824332
92705989006	**HAM-AP1-FB-01**	EPA 3005A	824152	EPA 6020B	824332
92705989007	**HAM-AP1-FD-01**	EPA 3005A	824152	EPA 6020B	824332
92705989001	**HAM-PT-07**	EPA 7470A	824547	EPA 7470A	824829
92705989002	**HAM-PT-08**	EPA 7470A	824547	EPA 7470A	824829
92705989003	**HAM-PT-09**	EPA 7470A	824547	EPA 7470A	824829
92705989004	**HAM-PT-10**	EPA 7470A	824547	EPA 7470A	824829
92705989005	**HAM-AP1-EB-01**	EPA 7470A	824547	EPA 7470A	824829
92705989006	**HAM-AP1-FB-01**	EPA 7470A	824547	EPA 7470A	824829
92705989007	**HAM-AP1-FD-01**	EPA 7470A	824547	EPA 7470A	824829
92705989001	**HAM-PT-07**	SM 2320B-2011	823458		
92705989002	**HAM-PT-08**	SM 2320B-2011	823458		
92705989003	**HAM-PT-09**	SM 2320B-2011	823707		
92705989004	**HAM-PT-10**	SM 2320B-2011	823707		
92705989005	**HAM-AP1-EB-01**	SM 2320B-2011	823707		
92705989006	**HAM-AP1-FB-01**	SM 2320B-2011	823707		
92705989007	**HAM-AP1-FD-01**	SM 2320B-2011	823707		
92705989001	**HAM-PT-07**	SM 2540C-2015	822708		
92705989002	**HAM-PT-08**	SM 2540C-2015	822708		
92705989003	**HAM-PT-09**	SM 2540C-2015	822708		
92705989004	**HAM-PT-10**	SM 2540C-2015	822708		
92705989005	**HAM-AP1-EB-01**	SM 2540C-2015	822708		
92705989006	**HAM-AP1-FB-01**	SM 2540C-2015	822708		
92705989007	**HAM-AP1-FD-01**	SM 2540C-2015	822708		
92705989001	**HAM-PT-07**	SM 4500-S2D-2011	823054		
92705989002	**HAM-PT-08**	SM 4500-S2D-2011	823054		
92705989003	**HAM-PT-09**	SM 4500-S2D-2011	823054		
92705989004	**HAM-PT-10**	SM 4500-S2D-2011	823054		
92705989005	**HAM-AP1-EB-01**	SM 4500-S2D-2011	823054		
92705989006	**HAM-AP1-FB-01**	SM 4500-S2D-2011	823054		
92705989007	**HAM-AP1-FD-01**	SM 4500-S2D-2011	823054		
92705989001	**HAM-PT-07**	EPA 300.0 Rev 2.1 1993	822704		
92705989002	**HAM-PT-08**	EPA 300.0 Rev 2.1 1993	822704		
92705989003	**HAM-PT-09**	EPA 300.0 Rev 2.1 1993	822704		

REPORT OF LABORATORY ANALYSIS

This report shall not be reproduced, except in full,
without the written consent of Pace Analytical Services, LLC.

Pace Analytical Services, LLC
9800 Kincey Ave. Suite 100
Huntersville, NC 28078
(704)875-9092

QUALITY CONTROL DATA CROSS REFERENCE TABLE

Project: Hammond AP-1
Pace Project No.: 92705989

Lab ID	Sample ID	QC Batch Method	QC Batch	Analytical Method	Analytical Batch
92705989004	**HAM-PT-10**	EPA 300.0 Rev 2.1 1993	822704		
92705989005	**HAM-AP1-EB-01**	EPA 300.0 Rev 2.1 1993	822704		
92705989006	**HAM-AP1-FB-01**	EPA 300.0 Rev 2.1 1993	822704		
92705989007	**HAM-AP1-FD-01**	EPA 300.0 Rev 2.1 1993	822704		

This report shall not be reproduced, except in full,
without the written consent of Pace Analytical Services, LLC.

DC#_Title: ENV-FRM-HUN1-0083 v03_Sample Condition Upon Receipt

Effective Date: 11/29/2023

Laboratory receiving samples:

Asheville ☐ Eden ☐ Greenwood ☐ Huntersville ☐ Raleigh ☐ Mechanicsville ☐ Atlanta ☑ Kernersville ☐

Sample Condition Upon Receipt

Client Name: GL Power

Project #: WO# : 92705989

92705989

Courier: ☐ Commercial ☑ Pace ☐ Fed Ex ☐ UPS ☐ USPS ☐ Other:____ ☐ Client

Custody Seal Present? ☑ Yes ☐ No **Seals Intact?** ☑ Yes ☐ No ☐ N/A

Date/Initials Person Examining Contents: 12/18 SM

Packing Material: ☑ Bubble Wrap ☐ Bubble Bags ☐ None ☐ Other

Biological Tissue Frozen? ☐ Yes ☐ No ☑ N/A

Thermometer: ☑ IR Gun ID: 730 **Type of Ice:** ☑ Wet ☐ Blue ☐ None

Cooler Temp: 2.2 **Correction Factor:** Add/Subtract (°C) 0.0

Temp should be above freezing to 6°C

☐ Samples out of temp criteria. Samples on ice, cooling process has begun

Cooler Temp Corrected (°C): 2.2

USDA Regulated Soil (☐ N/A, water sample)

Did samples originate in a quarantine zone within the United States: CA, NY, or SC (check maps)? ☐ Yes ☐ No

Did samples originate from a foreign source (internationally, including Hawaii and Puerto Rico)? ☐ Yes ☐ No

				Comments/Discrepancy:
Chain of Custody Present?	☑ Yes	☐ No	☐ N/A	1.
Samples Arrived within Hold Time?	☑ Yes	☐ No	☐ N/A	2.
Short Hold Time Analysis (<72 hr.)?	☑ Yes	☐ No	☐ N/A	3.
Rush Turn Around Time Requested?	☐ Yes	☑ No	☐ N/A	4.
Sufficient Volume?	☑ Yes	☐ No	☐ N/A	5.
Correct Containers Used?	☑ Yes	☐ No	☐ N/A	6.
-Pace Containers Used?	☑ Yes	☐ No	☐ N/A	
Containers Intact?	☑ Yes	☐ No	☐ N/A	7.
Dissolved analysis: Samples Field Filtered?	☐ Yes	☐ No	☑ N/A	8.
Sample Labels Match COC?	☑ Yes	☐ No	☐ N/A	9.
-Includes Date/Time/ID/Analysis Matrix: WT				
Headspace in VOA Vials (>5-6mm)?	☐ Yes	☐ No	☑ N/A	10.
Trip Blank Present?	☐ Yes	☐ No	☑ N/A	11.
Trip Blank Custody Seals Present?	☐ Yes	☐ No	☐ N/A	

COMMENTS/SAMPLE DISCREPANCY

Field Data Required? ☐ Yes ☐ No

Lot ID of split containers:

CLIENT NOTIFICATION/RESOLUTION

Person contacted: _____ Date/Time: _____

Project Manager SCURF Review: _____ **Date:** _____

Project Manager SRF Review: _____ **Date:** _____

*Check mark top half of box if pH and/or dechlorination is verified and within the acceptance range for preservation samples.

Exceptions: VOA, Coliform, TOC, Oil and Grease, DRO/8015 (water) DOC, LLHg

**Bottom half of box is to list number of bottles

***Check all unpreserved Nitrates for chlorine

Project # WO#: 92705989

PM: BV Due Date: 01/12/24

CLIENT: 92- GP-HAM

Item#	BP4U-125 mL Plastic Unpreserved (N/A) (Cl-)	BP3U-250 mL Plastic Unpreserved (N/A)	BP2U-500 mL Plastic Unpreserved (N/A)	BP1U-1 liter Plastic Unpreserved (N/A)	BP4S-125 mL Plastic H2SO4 (pH < 2) (Cl-)	BP3N-250 mL plastic HNO3 (pH < 2)	BP4Z-125 mL Plastic ZN Acetate & NaOH (>9)	BP4B-125 mL Plastic NaOH (pH > 12) (Cl-)	WGFU-Wide-mouthed Glass jar Unpreserved	AG1U-1 liter Amber Unpreserved (N/A) (Cl-)	AG1H-1 liter Amber HCl (pH < 2)	AG3U-250 mL Amber Unpreserved (N/A) (Cl-)	AG1S-1 liter Amber H2SO4 (pH < 2)	AG3S-250 mL Amber H2SO4 (pH < 2)	DG94-40 mL Amber NH4Cl (N/A)(Cl-)	DG9H-40 mL VOA HCl (N/A)	VG9T-40 mL VOA Na2S2O3 (N/A)	VG9U-40 mL VOA Unpreserved (N/A)	DG9V-40 mL VOA H3PO4 (N/A)	KP7U-50 mL Plastic Unpreserved (N/A)	V/GK (3 vials per kit)-VPH/Gas kit (N/A)	SP5T-125 mL Sterile Plastic (N/A – lab)	SP2T-250 mL Sterile Plastic (N/A – lab)		BP3R-250 mL Plastic (NH2)2SO4 (9.3-9.7)	AG0U-100 mL Amber Unpreserved (N/A) (Cl-)	VSGU-20 mL Scintillation vials (N/A)	DG9U-40 mL Amber Unpreserved vials (N/A)
1		2	1			1		1																					
2		2	1			1		1																					
3		2	1			1		1																					
4		2	1			1		1																					
5		2	1			1		1																					
6		2	1			1		1																					
7		2	1			1		1																					
8																													
9																													
10																													
11																													
12																													

pH Adjustment Log for Preserved Samples

Sample ID	Type of Preservative	pH upon receipt	Date preservation adjusted	Time preservation adjusted	Amount of Preservative added	Lot #

Note: Whenever there is a discrepancy affecting North Carolina compliance samples, a copy of this form will be sent to the North Carolina DENR Certification Office (i.e. Out of hold, incorrect preservative, out of temp, incorrect containers.

Pace Analytical
www.pacelabs.com

CHAIN-OF-CUSTODY / Analytical Request Document

The Chain-of-Custody is a LEGAL DOCUMENT. All relevant fields must be completed accurately.

Page: of

Section A Required Client Information:

Company:	GA Power
Address:	Atlanta, GA
Email To:	SCS Contacts
Phone:	Fax:
Requested Due Date/TAT:	10 day

Section B Required Project Information:

Report To:	SCS Contacts
Copy To:	Geosyntec Contacts
Purchase Order No.:	GPC82474-0001
Project Name:	Hammond AP-1
Project Number:	

Section C Invoice Information:

Attention:	Southern Co.
Company Name:	
Address:	
Pace Quote Reference:	
Pace Project Manager:	Bonnie Vang
Pace Profile #:	10839

REGULATORY AGENCY

NPDES ☐ GROUND WATER ☐ DRINKING WATER ☐
UST ☐ RCRA ☐ OTHER ☑ CCR

Site Location STATE: GA

Section D Required Client Information

SAMPLE ID (A-Z, 0-9 / ,-) Sample IDs MUST BE UNIQUE

Valid Matrix Codes

MATRIX	CODE
DRINKING WATER	DW
WATER	WT
WASTE WATER	WW
PRODUCT	P
SOIL/SOLID	SL
OIL	OL
WIPE	WP
AIR	AR
OTHER	OT
TISSUE	TS

ITEM #	SAMPLE ID	MATRIX CODE (see valid codes to left)	SAMPLE TYPE (G=GRAB C=COMP)	COLLECTED COMPOSITE DATE	COLLECTED COMPOSITE TIME	COLLECTED COMPOSITE DATE	COLLECTED COMPOSITE TIME	SAMPLE TEMP AT COLLECTION	# OF CONTAINERS	Preservatives: Unpreserved	H_2SO_4	HNO_3	HCl	NaOH	$Na_2S_2O_3$	Methanol	Other	Analysis Test Y/N	Chloride, Fluoride, Sulfate	Full App. III and IV metals	Major Ions (Profile 10839-2)	TDS	Residual Chlorine (Y/N)	Pace Project No./ Lab I.D.
																		Y/N	N	N	N	N		
1	HAM-PT-07	WG	G	12/27/2023	1002				5	3		2							x	x	x	x	N	001
2	HAM-PT-08	WG	G	12/27/2023	1135				5	3		2							x	x	x	x	N	002
3	HAM-PT-09	WG	G	12/27/2023	1141				5	3		2							x	x	x	x	N	003
4	HAM-PT-10	WG	G	12/27/2023	1432	ZW 12-28-23			5	3		2							x	x	x	x	N	004
5	HAM-AP1-EB-01	WQ	G	12/27/2023	1500			18	5	3		2							x	x	x	x	N	005
6	HAM-AP1-FB-01	WQ	G	12/27/2023	1230			18	5	3		2							x	x	x	x	N	006
7	HAM-AP1-FD-01	WG	G	12/27/2023	0000			18	5	3		2							x	x	x	x	N	007
8																								
9																								
10																								
11			ZW 12-28-23																					
12																								

92705989

ADDITIONAL COMMENTS	RELINQUISHED BY / AFFILIATION	DATE	TIME	ACCEPTED BY / AFFILIATION	DATE	TIME	SAMPLE CONDITIONS
Task Code: HAM-CCR-CA-20231227	Zain Webb / Geosyntec	12-28-23	0923	Kyan W.Iliam / Pace	12/29/23	0923	
	Kyan William / Pace	12/29/23	1345		12/29	1345	

SAMPLER NAME AND SIGNATURE

PRINT Name of SAMPLER: Zain Webb, Thomas Kessler / Geosyntec Consultants, Inc.

SIGNATURE of SAMPLER: Zain Webb DATE Signed (MM/DD/YY): 12-28-2023

Temp in °C	Received on Ice (Y/N)	Custody Sealed Cooler (Y/N)	Samples Intact (Y/N)

Important Note: By signing this form you are accepting Pace's NET 30 day payment terms and agreeing to late charges of 1.5% per month for any invoices not paid within 30 days.

F-ALL-Q-020rev.07, 15-Feb-2007

FIELD SAMPLING REPORTS

Low-Flow Test Report:

Test Date / Time: 12/14/2023 11:06:44 AM
Project: Plant Hammond
Operator Name: Tristan Orndorff

Location Name: PT-07 **Well Diameter: 2 in** **Casing Type: PVC** **Screen Length: 10 ft** **Top of Screen: 37.75 ft** **Total Depth: 47.75 ft** **Initial Depth to Water: 27.75 ft**	**Pump Type: Bladder** **Tubing Type: Polyethylene** **Pump Intake From TOC: 42.75 ft** **Estimated Total Volume Pumped: 9.2 liter** **Flow Cell Volume: 90 ml** **Final Flow Rate: 200 ml/min** **Final Draw Down: 0.05 ft**	**Instrument Used: Aqua TROLL 400** **Serial Number: 883546**

Test Notes:
Five bottles: App. III & IV (No RADs) and Major Ions.
Fe = 2.5 mg/L

Weather Conditions:
50 deg F, Sunny.

Low-Flow Readings:

Date Time	Elapsed Time	pH	Temperature	Specific Conductivity	RDO Concentration	Turbidity	ORP	Depth to Water	Flow
		+/- 0.1	+/- 0.5	+/- 5 %	+/- 0.2	+/- 5	+/- 10	+/- 0.3	
12/14/2023 11:06 AM	00:00	7.13 pH	17.70 °C	839.10 µS/cm	0.47 mg/L	88.50 NTU	8.3 mV	27.75 ft	200.00 ml/min
12/14/2023 11:11 AM	05:00	7.14 pH	18.12 °C	856.20 µS/cm	0.46 mg/L	38.80 NTU	19.4 mV	27.80 ft	200.00 ml/min
12/14/2023 11:16 AM	10:00	7.14 pH	18.27 °C	852.99 µS/cm	0.33 mg/L	23.70 NTU	25.2 mV	27.80 ft	200.00 ml/min
12/14/2023 11:21 AM	15:00	7.15 pH	18.26 °C	853.47 µS/cm	0.25 mg/L	19.40 NTU	18.0 mV	27.80 ft	200.00 ml/min
12/14/2023 11:26 AM	20:00	7.16 pH	18.25 °C	855.49 µS/cm	0.18 mg/L	13.40 NTU	-2.1 mV	27.80 ft	200.00 ml/min
12/14/2023 11:31 AM	25:00	7.17 pH	18.28 °C	854.74 µS/cm	0.24 mg/L	8.76 NTU	-27.2 mV	27.80 ft	200.00 ml/min
12/14/2023 11:36 AM	30:00	7.16 pH	18.30 °C	854.73 µS/cm	0.15 mg/L	9.00 NTU	-29.1 mV	27.80 ft	200.00 ml/min
12/14/2023 11:41 AM	35:00	7.17 pH	18.33 °C	854.78 µS/cm	0.20 mg/L	4.63 NTU	34.4 mV	27.80 ft	200.00 ml/min

Samples

Sample ID:	Description:
HAM-PT-07	Grab.

Created using VuSitu from In-Situ, Inc.

Low-Flow Test Report:

Test Date / Time: 12/14/2023 9:48:34 AM
Project: Plant Hammond
Operator Name: Tristan Orndorff

Location Name: PT-08 **Well Diameter: 2 in** **Casing Type: PVC** **Screen Length: 10 ft** **Top of Screen: 31.93 ft** **Total Depth: 41.93 ft** **Initial Depth to Water: 26.43 ft**	**Pump Type: Bladder** **Tubing Type: Polyethylene** **Pump Intake From TOC: 36.93 ft** **Estimated Total Volume Pumped: 5.8 liter** **Flow Cell Volume: 90 ml** **Final Flow Rate: 200 ml/min** **Final Draw Down: 0.02 ft**	**Instrument Used: Aqua TROLL 400** **Serial Number: 883546**

Test Notes:
Prepurged 1.8 L.
Five bottles: App. III & IV (No RADs) and Major Ions.
Fe = 2.5 mg/L

Weather Conditions:
50 deg F, Sunny.

Low-Flow Readings:

Date Time	Elapsed Time	pH	Temperature	Specific Conductivity	RDO Concentration	Turbidity	ORP	Depth to Water	Flow
		+/- 0.1	+/- 0.5	+/- 5 %	+/- 0.2	+/- 5	+/- 10	+/- 0.3	
12/14/2023 9:48 AM	00:00	6.78 pH	17.65 °C	683.19 µS/cm	1.99 mg/L	12.00 NTU	61.1 mV	26.45 ft	200.00 ml/min
12/14/2023 9:53 AM	05:00	6.79 pH	17.73 °C	688.64 µS/cm	1.50 mg/L	6.84 NTU	58.7 mV	26.45 ft	200.00 ml/min
12/14/2023 9:58 AM	10:00	6.81 pH	17.78 °C	683.53 µS/cm	1.42 mg/L	4.85 NTU	58.7 mV	26.45 ft	200.00 ml/min
12/14/2023 10:03 AM	15:00	6.78 pH	17.76 °C	688.68 µS/cm	1.35 mg/L	4.43 NTU	59.7 mV	26.45 ft	200.00 ml/min

Samples

Sample ID:	Description:
HAM-PT-08	Grab.

Created using VuSitu from In-Situ, Inc.

Low-Flow Test Report:

Test Date / Time: 12/14/2023 12:18:12 PM
Project: Plant Hammond
Operator Name: Zain Webb

Location Name: PT-09 **Well Diameter: 2 in** **Casing Type: PVC** **Screen Length: 10 ft** **Top of Screen: 20.47 ft** **Total Depth: 30.47 ft** **Initial Depth to Water: 16.21 ft**	**Pump Type: Peristaltic** **Tubing Type: Polyethylene** **Pump Intake From TOC: 25.47 ft** **Estimated Total Volume Pumped: 5.25 liter** **Flow Cell Volume: 90 ml** **Final Flow Rate: 150 ml/min** **Final Draw Down: 0.02 ft**	**Instrument Used: Aqua TROLL 400** **Serial Number: 850767**

Test Notes:
Five bottles: App. III & IV (No RADs) and Major Ions.
Fe = 0.4 mg/L

Weather Conditions:
Clear, 40 degrees F.

Low-Flow Readings:

Date Time	Elapsed Time	pH	Temperature	Specific Conductivity	RDO Concentration	Turbidity	ORP	Depth to Water	Flow
		+/- 0.1	+/- 0.5	+/- 5 %	+/- 0.2	+/- 5	+/- 5	+/- 0.3	
12/14/2023 12:18 PM	00:00	10.58 pH	18.61 °C	257.96 µS/cm	5.86 mg/L	9.60 NTU	-64.9 mV	16.21 ft	150.00 ml/min
12/14/2023 12:23 PM	05:00	10.81 pH	18.21 °C	269.75 µS/cm	6.51 mg/L	5.52 NTU	-54.3 mV	16.22 ft	150.00 ml/min
12/14/2023 12:28 PM	10:00	10.85 pH	18.08 °C	279.86 µS/cm	6.91 mg/L	4.47 NTU	-52.9 mV	16.23 ft	150.00 ml/min
12/14/2023 12:33 PM	15:00	10.83 pH	18.07 °C	279.11 µS/cm	6.91 mg/L	4.01 NTU	-49.9 mV	16.23 ft	150.00 ml/min
12/14/2023 12:38 PM	20:00	10.81 pH	18.07 °C	278.56 µS/cm	6.91 mg/L	3.91 NTU	-49.1 mV	16.23 ft	150.00 ml/min
12/14/2023 12:43 PM	25:00	10.82 pH	18.03 °C	279.84 µS/cm	6.88 mg/L	2.58 NTU	-67.3 mV	16.23 ft	150.00 ml/min
12/14/2023 12:48 PM	30:00	10.81 pH	18.03 °C	282.14 µS/cm	6.91 mg/L	2.51 NTU	-65.7 mV	16.23 ft	150.00 ml/min

Samples

Sample ID:	Description:
HAM-PT-09	Grab.

Low-Flow Test Report:

Test Date / Time: 12/14/2023 9:35:29 AM
Project: Plant Hammond
Operator Name: Zain Webb

Location Name: PT-10 **Well Diameter: 2 in** **Casing Type: PVC** **Screen Length: 10 ft** **Top of Screen: 20.45 ft** **Total Depth: 30.45 ft** **Initial Depth to Water: 16.25 ft**	**Pump Type: Peristaltic** **Tubing Type: Polyethylene** **Pump Intake From TOC: 25.45 ft** **Estimated Total Volume Pumped: 11.25 liter** **Flow Cell Volume: 90 ml** **Final Flow Rate: 150 ml/min** **Final Draw Down: 0.01 ft**	**Instrument Used: Aqua TROLL 400** **Serial Number: 850767**

Test Notes:
Five bottles: App. III & IV (No RADs) and Major Ions.
Fe = 1.0 mg/L

Weather Conditions:
Clear, 40 degrees F.

Low-Flow Readings:

Date Time	Elapsed Time	pH	Temperature	Specific Conductivity	RDO Concentration	Turbidity	ORP	Depth to Water	Flow
		+/- 0.1	+/- 0.5	+/- 5 %	+/- 0.2	+/- 5	+/- 5	+/- 0.3	
12/14/2023 9:35 AM	00:00	7.12 pH	18.11 °C	727.80 µS/cm	0.16 mg/L	40.00 NTU	-64.2 mV	16.25 ft	150.00 ml/min
12/14/2023 9:40 AM	05:00	7.10 pH	18.08 °C	729.45 µS/cm	0.14 mg/L	35.40 NTU	-86.2 mV	16.25 ft	150.00 ml/min
12/14/2023 9:45 AM	10:00	7.10 pH	18.17 °C	726.02 µS/cm	0.14 mg/L	28.50 NTU	-70.1 mV	16.25 ft	150.00 ml/min
12/14/2023 9:50 AM	15:00	7.10 pH	18.35 °C	723.60 µS/cm	0.13 mg/L	24.90 NTU	-74.9 mV	16.25 ft	150.00 ml/min
12/14/2023 9:55 AM	20:00	7.09 pH	18.35 °C	723.27 µS/cm	0.12 mg/L	15.60 NTU	-78.4 mV	16.25 ft	150.00 ml/min
12/14/2023 10:00 AM	25:00	7.09 pH	18.33 °C	723.14 µS/cm	0.12 mg/L	13.00 NTU	-110.8 mV	16.25 ft	150.00 ml/min
12/14/2023 10:05 AM	30:00	7.08 pH	18.52 °C	721.89 µS/cm	0.11 mg/L	10.70 NTU	-87.8 mV	16.25 ft	150.00 ml/min
12/14/2023 10:10 AM	35:00	7.08 pH	18.43 °C	723.08 µS/cm	0.10 mg/L	9.83 NTU	-86.8 mV	16.25 ft	150.00 ml/min
12/14/2023 10:15 AM	40:00	7.09 pH	18.47 °C	723.11 µS/cm	0.10 mg/L	9.05 NTU	-90.6 mV	16.26 ft	150.00 ml/min
12/14/2023 10:20 AM	45:00	7.09 pH	18.75 °C	719.09 µS/cm	0.10 mg/L	8.40 NTU	-92.2 mV	16.26 ft	150.00 ml/min
12/14/2023 10:25 AM	50:00	7.10 pH	18.82 °C	718.58 µS/cm	0.10 mg/L	7.63 NTU	-92.0 mV	16.26 ft	150.00 ml/min
12/14/2023 10:30 AM	55:00	7.09 pH	18.97 °C	715.25 µS/cm	0.09 mg/L	7.00 NTU	-93.1 mV	16.26 ft	150.00 ml/min
12/14/2023 10:35 AM	01:00:00	7.10 pH	19.06 °C	715.16 µS/cm	0.09 mg/L	6.35 NTU	-128.5 mV	16.26 ft	150.00 ml/min

12/14/2023 10:40 AM	01:05:00	7.09 pH	19.10 °C	709.86 µS/cm	0.09 mg/L	5.54 NTU	-97.3 mV	16.26 ft	150.00 ml/min
12/14/2023 10:45 AM	01:10:00	7.09 pH	19.15 °C	711.29 µS/cm	0.09 mg/L	4.94 NTU	-129.5 mV	16.26 ft	150.00 ml/min

Samples

Sample ID:	Description:
HAM-PT-10	Grab.
HAM-AP1-FD-01	Grab.

Created using VuSitu from In-Situ, Inc.

Low-Flow Test Report:

Test Date / Time: 12/20/2023 9:46:31 AM
Project: Plant Hammond
Operator Name: Thomas Kessler

Location Name: PT-07 **Well Diameter: 2 in** **Casing Type: PVC** **Screen Length: 10 ft** **Top of Screen: 37.75 ft** **Total Depth: 47.75 ft** **Initial Depth to Water: 27.94 ft**	**Pump Type: Bladder** **Tubing Type: Polyethylene** **Pump Intake From TOC: 42.75 ft** **Estimated Total Volume Pumped: 16.7 liter** **Flow Cell Volume: 90 ml** **Final Flow Rate: 100 ml/min** **Final Draw Down: -0.14 ft**	**Instrument Used: Aqua TROLL 400** **Serial Number: 952637**

Test Notes:
Two bottles: Metals and Sulfate.
Fe > 10.0 mg/L

Weather Conditions:
Clear, 25 degrees F.

Low-Flow Readings:

Date Time	Elapsed Time	pH	Temperature	Specific Conductivity	RDO Concentration	Turbidity	ORP	Depth to Water	Flow
		+/- 0.1	+/- 0.5	+/- 5 %	+/- 0.2	+/- 10	+/- 10	+/- 5	
12/20/2023 9:46 AM	00:00	7.02 pH	17.45 °C	784.77 µS/cm	0.39 mg/L	792.00 NTU	-99.7 mV	27.80 ft	100.00 ml/min
12/20/2023 9:49 AM	03:15	7.04 pH	17.63 °C	784.77 µS/cm	0.51 mg/L	800.00 NTU	-99.6 mV	27.79 ft	100.00 ml/min
12/20/2023 10:01 AM	15:22	7.07 pH	18.07 °C	791.14 µS/cm	0.39 mg/L	600.00 NTU	-84.7 mV	27.75 ft	100.00 ml/min
12/20/2023 10:06 AM	20:22	7.08 pH	18.33 °C	791.18 µS/cm	0.34 mg/L	43.60 NTU	-91.7 mV	27.80 ft	100.00 ml/min
12/20/2023 10:11 AM	25:22	7.10 pH	18.42 °C	789.65 µS/cm	0.27 mg/L	40.10 NTU	-117.8 mV	27.80 ft	100.00 ml/min
12/20/2023 10:16 AM	30:22	7.10 pH	18.39 °C	794.03 µS/cm	0.45 mg/L	35.10 NTU	-119.9 mV	27.80 ft	100.00 ml/min
12/20/2023 10:21 AM	35:22	7.10 pH	18.39 °C	614.12 µS/cm	0.40 mg/L	23.80 NTU	-121.2 mV	27.80 ft	100.00 ml/min
12/20/2023 10:26 AM	40:22	7.11 pH	18.36 °C	800.04 µS/cm	0.29 mg/L	21.70 NTU	-123.2 mV	27.80 ft	100.00 ml/min
12/20/2023 10:31 AM	45:22	7.12 pH	18.25 °C	802.99 µS/cm	0.26 mg/L	15.10 NTU	-118.4 mV	27.80 ft	100.00 ml/min
12/20/2023 10:36 AM	50:22	7.11 pH	18.08 °C	806.46 µS/cm	0.28 mg/L	11.80 NTU	-115.4 mV	27.80 ft	100.00 ml/min
12/20/2023 10:41 AM	55:22	7.11 pH	18.25 °C	801.18 µS/cm	0.31 mg/L	11.00 NTU	-115.4 mV	27.80 ft	100.00 ml/min
12/20/2023 10:46 AM	01:00:22	7.12 pH	18.48 °C	805.30 µS/cm	0.30 mg/L	10.30 NTU	-117.4 mV	27.80 ft	100.00 ml/min
12/20/2023 10:51 AM	01:05:22	7.13 pH	18.35 °C	808.82 µS/cm	0.26 mg/L	9.71 NTU	-119.4 mV	27.80 ft	100.00 ml/min

12/20/2023 10:56 AM	01:10:22	7.13 pH	18.35 °C	808.49 µS/cm	0.28 mg/L	13.50 NTU	-119.8 mV	27.80 ft	100.00 ml/min
12/20/2023 11:01 AM	01:15:22	7.13 pH	18.49 °C	808.50 µS/cm	0.50 mg/L	10.50 NTU	-121.5 mV	27.80 ft	100.00 ml/min
12/20/2023 11:06 AM	01:20:22	7.13 pH	18.71 °C	808.57 µS/cm	0.70 mg/L	11.10 NTU	-122.0 mV	27.80 ft	100.00 ml/min
12/20/2023 11:11 AM	01:25:22	7.13 pH	18.65 °C	808.29 µS/cm	0.97 mg/L	10.90 NTU	-122.3 mV	27.80 ft	100.00 ml/min
12/20/2023 11:16 AM	01:30:22	7.12 pH	18.39 °C	785.31 µS/cm	0.22 mg/L	10.10 NTU	-122.7 mV	27.80 ft	100.00 ml/min
12/20/2023 11:21 AM	01:35:22	7.13 pH	18.28 °C	811.78 µS/cm	0.47 mg/L	8.19 NTU	-110.6 mV	27.80 ft	100.00 ml/min
12/20/2023 11:26 AM	01:40:22	7.13 pH	18.30 °C	812.08 µS/cm	0.43 mg/L	7.99 NTU	-110.4 mV	27.80 ft	100.00 ml/min
12/20/2023 11:31 AM	01:45:22	7.14 pH	18.19 °C	812.42 µS/cm	0.38 mg/L	12.20 NTU	-112.2 mV	27.80 ft	100.00 ml/min
12/20/2023 11:36 AM	01:50:22	7.13 pH	18.12 °C	810.78 µS/cm	0.32 mg/L	11.70 NTU	-111.1 mV	27.80 ft	100.00 ml/min
12/20/2023 11:41 AM	01:55:22	7.13 pH	17.97 °C	811.43 µS/cm	0.32 mg/L	8.14 NTU	-106.1 mV	27.80 ft	100.00 ml/min
12/20/2023 11:46 AM	02:00:22	7.13 pH	18.01 °C	813.65 µS/cm	0.29 mg/L	6.52 NTU	-109.1 mV	27.80 ft	100.00 ml/min
12/20/2023 11:51 AM	02:05:22	7.13 pH	18.13 °C	812.65 µS/cm	0.06 mg/L	6.17 NTU	-109.3 mV	27.80 ft	100.00 ml/min
12/20/2023 11:56 AM	02:10:22	7.13 pH	18.16 °C	811.62 µS/cm	0.05 mg/L	5.87 NTU	-103.3 mV	27.80 ft	100.00 ml/min
12/20/2023 12:01 PM	02:15:22	7.13 pH	18.22 °C	810.29 µS/cm	0.05 mg/L	5.43 NTU	-111.6 mV	27.80 ft	100.00 ml/min
12/20/2023 12:06 PM	02:20:22	7.13 pH	18.26 °C	811.98 µS/cm	0.05 mg/L	6.95 NTU	-107.0 mV	27.80 ft	100.00 ml/min
12/20/2023 12:11 PM	02:25:22	7.14 pH	18.11 °C	814.08 µS/cm	0.31 mg/L	6.43 NTU	-116.7 mV	27.80 ft	100.00 ml/min
12/20/2023 12:16 PM	02:30:22	7.14 pH	18.16 °C	815.41 µS/cm	0.81 mg/L	5.99 NTU	-126.8 mV	27.80 ft	100.00 ml/min
12/20/2023 12:21 PM	02:35:22	7.13 pH	18.20 °C	815.34 µS/cm	0.29 mg/L	5.33 NTU	-116.4 mV	27.80 ft	100.00 ml/min
12/20/2023 12:26 PM	02:40:22	7.13 pH	18.41 °C	814.91 µS/cm	0.70 mg/L	5.71 NTU	-117.9 mV	27.80 ft	100.00 ml/min
12/20/2023 12:31 PM	02:45:22	7.15 pH	18.43 °C	816.84 µS/cm	0.20 mg/L	5.41 NTU	-125.2 mV	27.80 ft	100.00 ml/min
12/20/2023 12:36 PM	02:50:22	7.15 pH	18.43 °C	817.64 µS/cm	0.13 mg/L	5.01 NTU	-124.1 mV	27.80 ft	100.00 ml/min
12/20/2023 12:41 PM	02:55:22	7.14 pH	18.39 °C	817.04 µS/cm	0.71 mg/L	6.57 NTU	-118.6 mV	27.80 ft	100.00 ml/min
12/20/2023 12:46 PM	03:00:22	7.13 pH	18.38 °C	815.16 µS/cm	0.53 mg/L	6.71 NTU	-113.8 mV	27.80 ft	100.00 ml/min
12/20/2023 12:51 PM	03:05:22	7.14 pH	18.44 °C	817.66 µS/cm	0.16 mg/L	3.38 NTU	-123.9 mV	27.80 ft	100.00 ml/min
12/20/2023 12:56 PM	03:10:22	7.13 pH	18.48 °C	816.47 µS/cm	0.49 mg/L	3.71 NTU	-130.8 mV	27.80 ft	100.00 ml/min
12/20/2023 1:01 PM	03:15:22	7.13 pH	18.39 °C	816.02 µS/cm	0.51 mg/L	2.95 NTU	-122.8 mV	27.80 ft	100.00 ml/min
12/20/2023 1:06 PM	03:20:22	7.13 pH	18.29 °C	817.25 µS/cm	0.43 mg/L	2.51 NTU	-120.5 mV	27.80 ft	100.00 ml/min

Samples

Sample ID:	Description:
HAM-PT-07	Grab.

Low-Flow Test Report:

Test Date / Time: 12/20/2023 1:49:56 PM
Project: Plant Hammond
Operator Name: Thomas Kessler

Location Name: PT-08 **Well Diameter: 2 in** **Casing Type: PVC** **Screen Length: 10 ft** **Top of Screen: 31.93 ft** **Total Depth: 41.93 ft** **Initial Depth to Water: 26.6 ft**	**Pump Type: Bladder** **Tubing Type: Polyethylene** **Pump Intake From TOC: 36.93 ft** **Estimated Total Volume Pumped: 4.0 liter** **Flow Cell Volume: 90 ml** **Final Flow Rate: 100 ml/min** **Final Draw Down: 0.12 ft**	**Instrument Used: Aqua TROLL 400** **Serial Number: 952637**

Test Notes:
Two bottles: Metals and Sulfate.
Fe = 5.0 mg/L

Weather Conditions:
Clear, 40 degrees F.

Low-Flow Readings:

Date Time	Elapsed Time	pH	Temperature	Specific Conductivity	RDO Concentration	Turbidity	ORP	Depth to Water	Flow
		+/- 0.1	+/- 0.5	+/- 5 %	+/- 0.2	+/- 10	+/- 10	+/- 5	
12/20/2023 1:49 PM	00:00	7.28 pH	17.60 °C	576.94 µS/cm	0.59 mg/L	23.50 NTU	-91.0 mV	26.72 ft	100.00 ml/min
12/20/2023 1:54 PM	05:00	6.96 pH	17.54 °C	605.67 µS/cm	0.41 mg/L	15.60 NTU	-73.2 mV	26.72 ft	100.00 ml/min
12/20/2023 1:59 PM	10:00	6.90 pH	17.56 °C	629.17 µS/cm	0.35 mg/L	13.20 NTU	-66.2 mV	26.72 ft	100.00 ml/min
12/20/2023 2:04 PM	15:00	6.87 pH	17.64 °C	629.51 µS/cm	0.30 mg/L	5.82 NTU	-68.3 mV	26.72 ft	100.00 ml/min
12/20/2023 2:09 PM	20:00	6.86 pH	17.76 °C	631.26 µS/cm	0.27 mg/L	5.00 NTU	-62.2 mV	26.72 ft	100.00 ml/min
12/20/2023 2:14 PM	25:00	6.85 pH	17.85 °C	631.93 µS/cm	0.24 mg/L	4.32 NTU	-63.3 mV	26.72 ft	100.00 ml/min
12/20/2023 2:19 PM	30:00	6.84 pH	17.84 °C	631.07 µS/cm	0.21 mg/L	3.51 NTU	-62.3 mV	26.72 ft	100.00 ml/min

Samples

Sample ID:	Description:
HAM-PT-08	Grab.

Low-Flow Test Report:

Test Date / Time: 12/20/2023 12:40:50 PM
Project: Plant Hammond
Operator Name: Anthony Szwast

Location Name: PT-09 **Well Diameter: 2 in** **Casing Type: PVC** **Screen Length: 10 ft** **Top of Screen: 20.47 ft** **Total Depth: 30.47 ft** **Initial Depth to Water: 16.4 ft**	**Pump Type: Peri** **Tubing Type: Polyethylene** **Pump Intake From TOC: 25.47 ft** **Estimated Total Volume Pumped: 20 liter** **Flow Cell Volume: 90 ml** **Final Flow Rate: 200 ml/min** **Final Draw Down: 0.01 ft**	**Instrument Used: Aqua TROLL 400** **Serial Number: 883530**

Test Notes:
Two bottles: Metals and Sulfate.
Fe = 0.5 mg/L

Weather Conditions:
Sunny, 44 degrees F.

Low-Flow Readings:

Date Time	Elapsed Time	pH	Temperature	Specific Conductivity	RDO Concentration	Turbidity	ORP	Depth to Water	Flow
		+/- 0.1	+/- 0.5	+/- 5 %	+/- 0.2	+/- 5	+/- 10	+/- 0.3	
12/20/2023 12:40 PM	00:00	9.78 pH	16.61 °C	280.70 µS/cm	0.90 mg/L	103.00 NTU	-104.7 mV	16.42 ft	100.00 ml/min
12/20/2023 12:45 PM	05:00	9.74 pH	16.97 °C	328.94 µS/cm	0.83 mg/L	130.00 NTU	84.0 mV	16.42 ft	100.00 ml/min
12/20/2023 12:50 PM	10:00	9.71 pH	17.15 °C	383.21 µS/cm	0.82 mg/L	144.00 NTU	121.1 mV	16.42 ft	100.00 ml/min
12/20/2023 12:55 PM	15:00	9.71 pH	17.38 °C	365.52 µS/cm	0.80 mg/L	156.00 NTU	136.4 mV	16.42 ft	200.00 ml/min
12/20/2023 1:00 PM	20:00	9.67 pH	17.59 °C	364.47 µS/cm	0.94 mg/L	145.00 NTU	149.7 mV	16.42 ft	200.00 ml/min
12/20/2023 1:05 PM	25:00	9.68 pH	17.55 °C	386.26 µS/cm	1.05 mg/L	123.00 NTU	161.9 mV	16.42 ft	200.00 ml/min
12/20/2023 1:10 PM	30:00	9.67 pH	17.41 °C	374.94 µS/cm	1.12 mg/L	98.20 NTU	167.8 mV	16.42 ft	200.00 ml/min
12/20/2023 1:15 PM	35:00	9.65 pH	17.42 °C	376.91 µS/cm	1.15 mg/L	82.60 NTU	171.9 mV	16.42 ft	200.00 ml/min
12/20/2023 1:20 PM	40:00	9.66 pH	17.50 °C	379.36 µS/cm	1.28 mg/L	72.90 NTU	170.2 mV	16.42 ft	200.00 ml/min
12/20/2023 1:25 PM	45:00	9.64 pH	17.52 °C	387.70 µS/cm	1.17 mg/L	63.40 NTU	172.4 mV	16.42 ft	200.00 ml/min
12/20/2023 1:30 PM	50:00	9.66 pH	17.58 °C	378.32 µS/cm	1.14 mg/L	53.20 NTU	175.7 mV	16.42 ft	200.00 ml/min
12/20/2023 1:35 PM	55:00	9.63 pH	17.37 °C	380.28 µS/cm	1.22 mg/L	35.10 NTU	176.8 mV	16.42 ft	200.00 ml/min
12/20/2023 1:40 PM	01:00:00	9.62 pH	17.46 °C	383.72 µS/cm	1.25 mg/L	29.70 NTU	174.9 mV	16.42 ft	200.00 ml/min

12/20/2023 1:45 PM	01:05:00	9.62 pH	17.51 °C	383.41 µS/cm	1.17 mg/L	24.40 NTU	173.6 mV	16.42 ft	200.00 ml/min
12/20/2023 1:50 PM	01:10:00	9.60 pH	17.57 °C	383.14 µS/cm	1.13 mg/L	20.20 NTU	174.8 mV	16.41 ft	200.00 ml/min
12/20/2023 1:55 PM	01:15:00	9.59 pH	17.32 °C	386.66 µS/cm	1.09 mg/L	17.60 NTU	175.2 mV	16.41 ft	200.00 ml/min
12/20/2023 2:00 PM	01:20:00	9.59 pH	17.39 °C	395.31 µS/cm	1.72 mg/L	14.90 NTU	169.5 mV	16.41 ft	200.00 ml/min
12/20/2023 2:05 PM	01:25:00	9.57 pH	17.49 °C	397.00 µS/cm	1.01 mg/L	12.10 NTU	167.6 mV	16.41 ft	200.00 ml/min
12/20/2023 2:10 PM	01:30:00	9.57 pH	17.64 °C	400.84 µS/cm	1.04 mg/L	10.76 NTU	164.8 mV	16.41 ft	200.00 ml/min
12/20/2023 2:15 PM	01:35:00	9.56 pH	17.73 °C	400.00 µS/cm	1.02 mg/L	9.54 NTU	162.8 mV	16.41 ft	200.00 ml/min
12/20/2023 2:20 PM	01:40:00	9.56 pH	17.69 °C	402.91 µS/cm	0.98 mg/L	7.35 NTU	169.9 mV	16.41 ft	200.00 ml/min
12/20/2023 2:25 PM	01:45:00	9.55 pH	17.65 °C	403.87 µS/cm	0.94 mg/L	4.95 NTU	169.2 mV	16.41 ft	200.00 ml/min

Samples

Sample ID:	Description:
HAM-PT-09	Grab.
HAM-AP1-FD-01	Grab.

Low-Flow Test Report:

Test Date / Time: 12/20/2023 10:08:06 AM
Project: Plant Hammond
Operator Name: Anthony Szwast

Location Name: PT-10 **Well Diameter: 2 in** **Casing Type: PVC** **Screen Length: 10 ft** **Top of Screen: 20.45 ft** **Total Depth: 30.45 ft** **Initial Depth to Water: 16.51 ft**	**Pump Type: Peri** **Tubing Type: Polyethylene** **Pump Intake From TOC: 25.45 ft** **Estimated Total Volume Pumped: 12 liter** **Flow Cell Volume: 90 ml** **Final Flow Rate: 100 ml/min** **Final Draw Down: 0 ft**	**Instrument Used: Aqua TROLL 400** **Serial Number: 883530**

Test Notes:
Two bottles: Metals and Sulfate.
Fe = 0.8 mg/L

Weather Conditions:
Sunny, 36 degrees F.

Low-Flow Readings:

Date Time	Elapsed Time	pH	Temperature	Specific Conductivity	RDO Concentration	Turbidity	ORP	Depth to Water	Flow
		+/- 0.1	+/- 0.5	+/- 5 %	+/- 0.2	+/- 5	+/- 10	+/- 0.3	
12/20/2023 10:08 AM	00:00	6.63 pH	15.81 °C	718.77 µS/cm	0.30 mg/L	65.40 NTU	-19.9 mV	16.52 ft	100.00 ml/min
12/20/2023 10:13 AM	05:00	6.63 pH	15.19 °C	728.51 µS/cm	0.30 mg/L	64.90 NTU	7.9 mV	16.52 ft	100.00 ml/min
12/20/2023 10:18 AM	10:00	6.62 pH	15.23 °C	732.48 µS/cm	0.27 mg/L	61.60 NTU	5.6 mV	16.52 ft	100.00 ml/min
12/20/2023 10:23 AM	15:00	6.62 pH	15.94 °C	725.34 µS/cm	0.22 mg/L	59.50 NTU	10.2 mV	16.52 ft	100.00 ml/min
12/20/2023 10:28 AM	20:00	6.62 pH	16.11 °C	722.24 µS/cm	0.20 mg/L	47.50 NTU	10.2 mV	16.52 ft	100.00 ml/min
12/20/2023 10:33 AM	25:00	6.63 pH	16.20 °C	719.61 µS/cm	0.18 mg/L	43.50 NTU	7.8 mV	16.51 ft	100.00 ml/min
12/20/2023 10:38 AM	30:00	6.63 pH	16.14 °C	721.17 µS/cm	0.19 mg/L	45.60 NTU	6.7 mV	16.51 ft	100.00 ml/min
12/20/2023 10:43 AM	35:00	6.63 pH	15.98 °C	724.06 µS/cm	0.22 mg/L	28.20 NTU	5.9 mV	16.51 ft	100.00 ml/min
12/20/2023 10:48 AM	40:00	6.63 pH	16.43 °C	714.93 µS/cm	0.30 mg/L	26.50 NTU	6.0 mV	16.51 ft	100.00 ml/min
12/20/2023 10:53 AM	45:00	6.62 pH	16.39 °C	717.96 µS/cm	0.29 mg/L	23.60 NTU	10.3 mV	16.51 ft	100.00 ml/min
12/20/2023 10:58 AM	50:00	6.64 pH	16.48 °C	708.72 µS/cm	0.25 mg/L	19.10 NTU	10.1 mV	16.50 ft	100.00 ml/min
12/20/2023 11:03 AM	55:00	6.65 pH	16.56 °C	712.96 µS/cm	0.23 mg/L	16.10 NTU	9.0 mV	16.51 ft	100.00 ml/min
12/20/2023 11:08 AM	01:00:00	6.62 pH	17.10 °C	711.24 µS/cm	0.17 mg/L	14.50 NTU	11.2 mV	16.51 ft	100.00 ml/min

12/20/2023 11:13 AM	01:05:00	6.63 pH	17.02 °C	707.02 µS/cm	0.21 mg/L	13.50 NTU	11.0 mV	16.51 ft	100.00 ml/min
12/20/2023 11:18 AM	01:10:00	6.64 pH	16.73 °C	706.51 µS/cm	0.19 mg/L	12.92 NTU	7.1 mV	16.51 ft	100.00 ml/min
12/20/2023 11:23 AM	01:15:00	6.64 pH	16.88 °C	709.60 µS/cm	0.18 mg/L	11.21 NTU	-0.2 mV	16.51 ft	100.00 ml/min
12/20/2023 11:28 AM	01:20:00	6.65 pH	16.74 °C	706.43 µS/cm	0.18 mg/L	8.82 NTU	-1.9 mV	16.51 ft	100.00 ml/min
12/20/2023 11:33 AM	01:25:00	6.65 pH	16.61 °C	709.47 µS/cm	0.19 mg/L	7.52 NTU	-5.3 mV	16.51 ft	100.00 ml/min
12/20/2023 11:38 AM	01:30:00	6.63 pH	16.68 °C	714.99 µS/cm	0.19 mg/L	9.13 NTU	-7.8 mV	16.51 ft	100.00 ml/min
12/20/2023 11:43 AM	01:35:00	6.65 pH	16.88 °C	706.30 µS/cm	0.19 mg/L	6.33 NTU	-8.5 mV	16.51 ft	100.00 ml/min
12/20/2023 11:48 AM	01:40:00	6.65 pH	16.52 °C	706.86 µS/cm	0.21 mg/L	6.02 NTU	-8.7 mV	16.51 ft	100.00 ml/min
12/20/2023 11:53 AM	01:45:00	6.65 pH	16.15 °C	704.32 µS/cm	0.21 mg/L	5.50 NTU	-7.0 mV	16.51 ft	100.00 ml/min
12/20/2023 11:58 AM	01:50:00	6.66 pH	16.12 °C	708.31 µS/cm	0.22 mg/L	4.81 NTU	-10.3 mV	16.51 ft	100.00 ml/min

Samples

Sample ID:	Description:
HAM-PT-10	Grab.

Low-Flow Test Report:

Test Date / Time: 12/27/2023 9:27:38 AM
Project: GP-Plant Hammond
Operator Name: Thomas Kessler

Location Name: PT-07 **Well Diameter: 2 in** **Casing Type: PVC** **Screen Length: 10 ft** **Top of Screen: 38.00 ft** **Total Depth: 48.00 ft** **Initial Depth to Water: 27.50 ft**	**Pump Type: Bladder** **Tubing Type: Polyethylene** **Pump Intake From TOC: 43.00 ft** **Estimated Total Volume Pumped: 4.0 liter** **Flow Cell Volume: 90 ml** **Final Flow Rate: 100 ml/min** **Final Draw Down: 0.02 ft**	**Instrument Used: Aqua TROLL 400** **Serial Number: 883546**

Test Notes:
Five bottles: App. III & IV (No RADs) and Major Ions.
Fe > 10.0 mg/L

Weather Conditions:
Foggy, 45 degrees F.

Low-Flow Readings:

Date Time	Elapsed Time	pH	Temperature	Specific Conductivity	RDO Concentration	Turbidity	ORP	Depth to Water	Flow
		+/- 0.1	+/- 0.5	+/- 5 %	+/- 0.2	+/- 5	+/- 10	+/- 0.3	
12/27/2023 9:27 AM	00:00	7.17 pH	17.17 °C	798.47 µS/cm	0.47 mg/L	21.10 NTU	55.1 mV	25.52 ft	100.00 ml/min
12/27/2023 9:32 AM	05:00	7.17 pH	17.16 °C	800.90 µS/cm	0.40 mg/L	19.20 NTU	55.3 mV	25.52 ft	100.00 ml/min
12/27/2023 9:37 AM	10:00	7.18 pH	17.07 °C	802.53 µS/cm	0.34 mg/L	5.99 NTU	55.6 mV	25.52 ft	100.00 ml/min
12/27/2023 9:42 AM	15:00	7.19 pH	17.01 °C	802.95 µS/cm	0.32 mg/L	4.81 NTU	54.3 mV	25.52 ft	100.00 ml/min
12/27/2023 9:47 AM	20:00	7.20 pH	17.01 °C	804.68 µS/cm	0.29 mg/L	4.27 NTU	49.3 mV	25.52 ft	100.00 ml/min
12/27/2023 9:52 AM	25:00	7.20 pH	16.93 °C	805.41 µS/cm	0.27 mg/L	4.11 NTU	44.3 mV	25.52 ft	100.00 ml/min
12/27/2023 9:57 AM	30:00	7.21 pH	17.01 °C	804.84 µS/cm	0.25 mg/L	1.82 NTU	52.9 mV	25.52 ft	100.00 ml/min

Samples

Sample ID:	Description:
HAM-PT-07	Grab.

Created using VuSitu from In-Situ, Inc.

Low-Flow Test Report:

Test Date / Time: 12/27/2023 10:54:48 AM
Project: GP-Plant Hammond
Operator Name: Thomas Kessler

Location Name: PT-08 **Well Diameter: 2 in** **Casing Type: PVC** **Screen Length: 10 ft** **Top of Screen: 31.90 ft** **Total Depth: 41.90 ft** **Initial Depth to Water: 26.20 ft**	**Pump Type: Bladder** **Tubing Type: Polyethylene** **Pump Intake From TOC: 36.90 ft** **Estimated Total Volume Pumped: 4.5 liter** **Flow Cell Volume: 90 ml** **Final Flow Rate: 100 ml/min** **Final Draw Down: 0 ft**	**Instrument Used: Aqua TROLL 400** **Serial Number: 883546**

Test Notes:
Five bottles: App. III & IV (No RADs) and Major Ions.
Fe = 5.4 mg/L

Weather Conditions:
Clear, 46 degrees F.

Low-Flow Readings:

Date Time	Elapsed Time	pH	Temperature	Specific Conductivity	RDO Concentration	Turbidity	ORP	Depth to Water	Flow
		+/- 0.1	+/- 0.5	+/- 5 %	+/- 0.2	+/- 5	+/- 10	+/- 0.3	
12/27/2023 10:54 AM	00:00	6.85 pH	16.42 °C	569.57 µS/cm	1.42 mg/L	17.00 NTU	80.2 mV	26.20 ft	100.00 ml/min
12/27/2023 10:59 AM	05:00	6.87 pH	16.77 °C	587.99 µS/cm	1.18 mg/L	14.30 NTU	77.5 mV	26.20 ft	100.00 ml/min
12/27/2023 11:04 AM	10:00	6.88 pH	17.07 °C	602.63 µS/cm	1.16 mg/L	6.57 NTU	71.8 mV	26.20 ft	100.00 ml/min
12/27/2023 11:09 AM	15:00	6.89 pH	17.34 °C	601.53 µS/cm	1.40 mg/L	4.99 NTU	73.4 mV	26.20 ft	100.00 ml/min
12/27/2023 11:14 AM	20:00	6.88 pH	17.29 °C	609.29 µS/cm	1.09 mg/L	1.47 NTU	77.0 mV	26.20 ft	100.00 ml/min
12/27/2023 11:19 AM	25:00	6.86 pH	17.47 °C	605.57 µS/cm	0.59 mg/L	1.31 NTU	74.9 mV	26.20 ft	100.00 ml/min
12/27/2023 11:24 AM	30:00	6.87 pH	17.47 °C	606.83 µS/cm	0.65 mg/L	1.52 NTU	68.7 mV	26.20 ft	100.00 ml/min
12/27/2023 11:29 AM	35:00	6.87 pH	17.61 °C	606.55 µS/cm	0.59 mg/L	0.56 NTU	77.7 mV	26.20 ft	100.00 ml/min

Samples

Sample ID:	Description:
HAM-PT-08	Grab.

Created using VuSitu from In-Situ, Inc.

Low-Flow Test Report:

Test Date / Time: 12/27/2023 9:15:53 AM
Project: GP-Plant Hammond
Operator Name: Zain Webb

Location Name: PT-09 **Well Diameter: 2 in** **Casing Type: PVC** **Screen Length: 10 ft** **Top of Screen: 20.47 ft** **Total Depth: 30.47 ft** **Initial Depth to Water: 15.01 ft**	**Pump Type: Peristaltic** **Tubing Type: Polyethylene** **Pump Intake From TOC: 25.47 ft** **Estimated Total Volume Pumped: 21.75 liter** **Flow Cell Volume: 90 ml** **Final Flow Rate: 150 ml/min** **Final Draw Down: 0.02 ft**	**Instrument Used: Aqua TROLL 400** **Serial Number: 989619**

Test Notes:
Five bottles: App. III & IV (No RADs) and Major Ions.
Fe = 0.0 mg/L

Weather Conditions:
Fog, 40 degrees F.

Low-Flow Readings:

Date Time	Elapsed Time	pH	Temperature	Specific Conductivity	RDO Concentration	Turbidity	ORP	Depth to Water	Flow
		+/- 0.1	+/- 0.5	+/- 5 %	+/- 0.2	+/- 5	+/- 10	+/- 0.3	
12/27/2023 9:15 AM	00:00	9.64 pH	17.39 °C	268.68 µS/cm	4.66 mg/L	104.20 NTU	59.7 mV	15.01 ft	150.00 ml/min
12/27/2023 9:20 AM	05:00	9.33 pH	17.36 °C	365.14 µS/cm	4.91 mg/L	93.80 NTU	15.0 mV	15.03 ft	150.00 ml/min
12/27/2023 9:25 AM	10:00	9.71 pH	17.35 °C	390.13 µS/cm	3.47 mg/L	84.30 NTU	-2.8 mV	15.03 ft	150.00 ml/min
12/27/2023 9:30 AM	15:00	9.78 pH	17.29 °C	416.98 µS/cm	2.45 mg/L	80.70 NTU	-5.9 mV	15.03 ft	150.00 ml/min
12/27/2023 9:35 AM	20:00	9.71 pH	17.33 °C	415.64 µS/cm	1.63 mg/L	76.50 NTU	-4.9 mV	15.03 ft	150.00 ml/min
12/27/2023 9:40 AM	25:00	9.62 pH	17.29 °C	460.71 µS/cm	2.35 mg/L	72.90 NTU	-4.2 mV	15.03 ft	150.00 ml/min
12/27/2023 9:45 AM	30:00	9.50 pH	17.35 °C	494.70 µS/cm	1.50 mg/L	70.10 NTU	-1.4 mV	15.03 ft	150.00 ml/min
12/27/2023 9:50 AM	35:00	9.45 pH	17.44 °C	489.82 µS/cm	1.71 mg/L	64.80 NTU	-0.4 mV	15.03 ft	150.00 ml/min
12/27/2023 9:55 AM	40:00	9.41 pH	17.35 °C	478.70 µS/cm	1.39 mg/L	63.90 NTU	0.4 mV	15.03 ft	150.00 ml/min
12/27/2023 10:00 AM	45:00	9.38 pH	17.52 °C	489.09 µS/cm	1.27 mg/L	58.10 NTU	-0.1 mV	15.03 ft	150.00 ml/min
12/27/2023 10:05 AM	50:00	9.37 pH	17.49 °C	485.12 µS/cm	1.63 mg/L	55.40 NTU	-0.3 mV	15.03 ft	150.00 ml/min
12/27/2023 10:10 AM	55:00	9.35 pH	17.50 °C	491.87 µS/cm	1.47 mg/L	49.30 NTU	0.2 mV	15.03 ft	150.00 ml/min
12/27/2023 10:15 AM	01:00:00	9.31 pH	17.56 °C	425.07 µS/cm	2.05 mg/L	42.70 NTU	0.5 mV	15.03 ft	150.00 ml/min

12/27/2023 10:20 AM	01:05:00	9.29 pH	17.44 °C	457.97 µS/cm	1.26 mg/L	35.20 NTU	-0.4 mV	15.03 ft	150.00 ml/min
12/27/2023 10:25 AM	01:10:00	9.28 pH	17.70 °C	504.05 µS/cm	1.76 mg/L	30.00 NTU	-1.0 mV	15.03 ft	150.00 ml/min
12/27/2023 10:30 AM	01:15:00	9.26 pH	18.16 °C	497.23 µS/cm	1.40 mg/L	26.10 NTU	-1.6 mV	15.03 ft	150.00 ml/min
12/27/2023 10:35 AM	01:20:00	9.25 pH	18.16 °C	496.51 µS/cm	1.52 mg/L	25.80 NTU	-6.3 mV	15.03 ft	150.00 ml/min
12/27/2023 10:40 AM	01:25:00	9.22 pH	18.20 °C	499.58 µS/cm	1.69 mg/L	22.80 NTU	-2.6 mV	15.03 ft	150.00 ml/min
12/27/2023 10:45 AM	01:30:00	9.22 pH	18.33 °C	515.84 µS/cm	1.55 mg/L	20.50 NTU	-2.3 mV	15.03 ft	150.00 ml/min
12/27/2023 10:50 AM	01:35:00	9.21 pH	18.33 °C	519.01 µS/cm	1.27 mg/L	18.30 NTU	-2.9 mV	15.03 ft	150.00 ml/min
12/27/2023 10:55 AM	01:40:00	9.19 pH	18.44 °C	511.89 µS/cm	1.91 mg/L	15.00 NTU	-3.0 mV	15.03 ft	150.00 ml/min
12/27/2023 11:00 AM	01:45:00	9.18 pH	18.55 °C	510.29 µS/cm	1.38 mg/L	13.70 NTU	-10.9 mV	15.03 ft	150.00 ml/min
12/27/2023 11:05 AM	01:50:00	9.17 pH	18.50 °C	485.68 µS/cm	1.65 mg/L	11.20 NTU	-4.1 mV	15.03 ft	150.00 ml/min
12/27/2023 11:10 AM	01:55:00	9.16 pH	18.51 °C	516.50 µS/cm	1.61 mg/L	10.00 NTU	-4.8 mV	15.03 ft	150.00 ml/min
12/27/2023 11:15 AM	02:00:00	9.16 pH	18.42 °C	514.65 µS/cm	1.67 mg/L	9.52 NTU	-4.6 mV	15.03 ft	150.00 ml/min
12/27/2023 11:20 AM	02:05:00	9.15 pH	18.53 °C	503.17 µS/cm	1.73 mg/L	8.03 NTU	-4.7 mV	15.03 ft	150.00 ml/min
12/27/2023 11:25 AM	02:10:00	9.15 pH	18.64 °C	535.93 µS/cm	1.43 mg/L	6.74 NTU	-6.0 mV	15.03 ft	150.00 ml/min
12/27/2023 11:30 AM	02:15:00	9.14 pH	18.63 °C	539.76 µS/cm	1.48 mg/L	5.49 NTU	-6.6 mV	15.03 ft	150.00 ml/min
12/27/2023 11:35 AM	02:20:00	9.14 pH	18.78 °C	533.31 µS/cm	1.51 mg/L	4.97 NTU	-6.9 mV	15.03 ft	150.00 ml/min

Samples

Sample ID:	Description:
HAM-PT-09	Grab.
HAM-AP1-FD-01	Grab.

Low-Flow Test Report:

Test Date / Time: 12/27/2023 12:42:41 PM
Project: GP-Plant Hammond
Operator Name: Zain Webb

Location Name: PT-10 **Well Diameter: 2 in** **Casing Type: PVC** **Screen Length: 10 ft** **Top of Screen: 20.45 ft** **Total Depth: 30.45 ft** **Initial Depth to Water: 15.13 ft**	**Pump Type: Peristaltic** **Tubing Type: Polyethylene** **Pump Intake From TOC: 25.45 ft** **Estimated Total Volume Pumped: 15.75 liter** **Flow Cell Volume: 90 ml** **Final Flow Rate: 150 ml/min** **Final Draw Down: 0.04 ft**	**Instrument Used: Aqua TROLL 400** **Serial Number: 989619**

Test Notes:
Five bottles: App. III & IV (No RADs) and Major Ions.

Weather Conditions:
Clear, 50 degrees F.

Low-Flow Readings:

Date Time	Elapsed Time	pH	Temperature	Specific Conductivity	RDO Concentration	Turbidity	ORP	Depth to Water	Flow
		+/- 0.1	+/- 0.5	+/- 5 %	+/- 0.2	+/- 5	+/- 10	+/- 0.3	
12/27/2023 12:42 PM	00:00	7.30 pH	19.96 °C	692.41 µS/cm	0.83 mg/L	67.70 NTU	-71.2 mV	15.13 ft	150.00 ml/min
12/27/2023 12:47 PM	05:00	7.04 pH	18.95 °C	706.15 µS/cm	0.85 mg/L	82.70 NTU	-92.6 mV	15.14 ft	150.00 ml/min
12/27/2023 12:52 PM	10:00	7.00 pH	18.81 °C	613.08 µS/cm	0.82 mg/L	86.10 NTU	-92.3 mV	15.17 ft	150.00 ml/min
12/27/2023 12:57 PM	15:00	6.99 pH	18.82 °C	568.12 µS/cm	0.85 mg/L	73.80 NTU	-90.9 mV	15.17 ft	150.00 ml/min
12/27/2023 1:02 PM	20:00	6.99 pH	18.66 °C	596.72 µS/cm	0.77 mg/L	48.10 NTU	-87.9 mV	15.17 ft	150.00 ml/min
12/27/2023 1:07 PM	25:00	6.98 pH	18.59 °C	605.93 µS/cm	0.85 mg/L	35.30 NTU	-85.4 mV	15.17 ft	150.00 ml/min
12/27/2023 1:12 PM	30:00	6.98 pH	18.51 °C	647.67 µS/cm	0.88 mg/L	29.10 NTU	-83.5 mV	15.17 ft	150.00 ml/min
12/27/2023 1:17 PM	35:00	6.98 pH	18.60 °C	643.69 µS/cm	0.87 mg/L	24.60 NTU	-81.7 mV	15.17 ft	150.00 ml/min
12/27/2023 1:22 PM	40:00	6.98 pH	18.58 °C	615.18 µS/cm	0.78 mg/L	19.10 NTU	-81.0 mV	15.17 ft	150.00 ml/min
12/27/2023 1:27 PM	45:00	6.98 pH	18.43 °C	614.96 µS/cm	0.77 mg/L	16.00 NTU	-81.0 mV	15.17 ft	150.00 ml/min
12/27/2023 1:32 PM	50:00	6.98 pH	18.45 °C	650.08 µS/cm	0.86 mg/L	13.40 NTU	-80.6 mV	15.17 ft	150.00 ml/min
12/27/2023 1:37 PM	55:00	6.98 pH	18.66 °C	637.81 µS/cm	0.77 mg/L	12.00 NTU	-79.8 mV	15.17 ft	150.00 ml/min
12/27/2023 1:42 PM	01:00:00	6.98 pH	18.62 °C	625.76 µS/cm	0.81 mg/L	11.10 NTU	-81.1 mV	15.17 ft	150.00 ml/min

12/27/2023 1:47 PM	01:05:00	6.98 pH	18.64 °C	632.93 µS/cm	0.77 mg/L	13.10 NTU	-78.3 mV	15.17 ft	150.00 ml/min
12/27/2023 1:52 PM	01:10:00	6.98 pH	18.42 °C	639.72 µS/cm	0.81 mg/L	10.80 NTU	-78.8 mV	15.17 ft	150.00 ml/min
12/27/2023 1:57 PM	01:15:00	6.98 pH	18.50 °C	648.34 µS/cm	0.79 mg/L	9.29 NTU	-91.4 mV	15.17 ft	150.00 ml/min
12/27/2023 2:02 PM	01:20:00	6.97 pH	18.53 °C	636.83 µS/cm	0.79 mg/L	7.89 NTU	-82.3 mV	15.17 ft	150.00 ml/min
12/27/2023 2:07 PM	01:25:00	6.98 pH	18.58 °C	638.07 µS/cm	0.79 mg/L	7.31 NTU	-79.6 mV	15.17 ft	150.00 ml/min
12/27/2023 2:12 PM	01:30:00	6.98 pH	18.60 °C	610.39 µS/cm	0.85 mg/L	6.18 NTU	-78.7 mV	15.17 ft	150.00 ml/min
12/27/2023 2:17 PM	01:35:00	6.98 pH	18.82 °C	646.93 µS/cm	0.84 mg/L	5.45 NTU	-79.9 mV	15.17 ft	150.00 ml/min
12/27/2023 2:22 PM	01:40:00	6.99 pH	18.69 °C	636.09 µS/cm	0.77 mg/L	5.15 NTU	-78.6 mV	15.17 ft	150.00 ml/min
12/27/2023 2:27 PM	01:45:00	6.99 pH	18.65 °C	627.32 µS/cm	0.85 mg/L	4.74 NTU	-79.6 mV	15.17 ft	150.00 ml/min

Samples

Sample ID:	Description:
HAM-PT-10	Grab.

CALIBRATION REPORTS

Site Name: Plant Hammond

Field Instrumentation Calibration Form

Date: 12-8-2023

Calibrated By: A. Szwast

Field Conditions: Clear, 30°F

Instrument	Manufactuer/ Model	Serial Number
Water Quality Meter	In-Situ Aquatroll	966105
Turbidity Meter		

Calibration Standard Information				
Parameter	Standard	Lot #	Date of Expiration	Brand
Specific Conductance (µS/cm)	4,490	24080044	05/2024	AIR
pH (SU)	4.00	24000844	05/2024	AIR
pH (SU)	7.00	22290139	04/2024	AIR
pH (SU)	10.00	22110110	04/2024	AIR
D.O. (%)	N/A		—	—
ORP (mV)	228.0	24000258	06/2024	AIR

Calibration					
Time Start: 725		Time Finish: 740			
Parameter	Standard	Calibration Value	Calibration Solution Temperature (°C)	Acceptance Criteria	Reference
Specific Conductance (µS/cm)	4,490	4435.1	7.03	± 10% of standard	EPA 2023
pH (SU)	4.00	4.50	7.32	± 0.1	GWMP
pH (SU)	7.00	7.02	7.55	± 0.1	GWMP
pH (SU)	10.00	10.08	7.74	± 0.1	GWMP
D.O. (%)	N/A	98.00	6.24	± 10%	NA
ORP (mV)	228.0	225.0	7.60	± 10	EPA 2023

	Standard	Calibration Value	Acceptance Criteria	Reference
Turbidity (NTU)	0.0	0.0	± 10% of standard	EPA 2023
	1.0	0.92		
	10.0	10.01		
	—	—		

Calibration Check					
Time Start		Time Finish			
Parameter	Standard	Calibration Value	Calibration Solution Temperature (°C)	Acceptance Criteria	Reference
Specific Conductance (µS/cm)	4,490			± 10% of standard	EPA 2023
pH (SU)	4.00			± 0.1	GWMP
pH (SU)	7.00			± 0.1	GWMP
pH (SU)	10.00			± 0.1	GWMP

	Standard	Calibration Value	Acceptance Criteria	Reference
Turbidity (NTU)			± 10% of standard	EPA 2023

Notes:

Site Name: Hammond

Field Instrumentation Calibration Form

Date: 12/14/23

Calibrated By: Tristan D

Field Conditions: 34-59°F sunny

Instrument	Manufactuer/ Model	Serial Number
Water Quality Meter	aquaTROLL	883546
Turbidity Meter	Hach 2100Q	22090D000337

Calibration Standard Information

Parameter	Standard	Lot #	Date of Expiration	Brand
Specific Conductance (µS/cm)	4,490	24000244	05/24	Autocal Sol (AIR)
pH (SU)	4.00	24000144	05/24	Autocal Sol (AIR)
pH (SU)	7.00	22490139	04/24	AIR
pH (SU)	10.00	22110130	04/24	AIR
D.O. (%)	N/A			
ORP (mV)	228.0	24002278	06/24	AIR

Calibration

Time Start: 0710 Time Finish: 0755

Parameter	Standard	Calibration Value	Calibration Solution Temperature (°C)	Acceptance Criteria	Reference
Specific Conductance (µS/cm)	4,490	4681,8	9,82	± 10% of standard	EPA 2023
pH (SU)	4.00	4,00	10,39	± 0.1	GWMP
pH (SU)	7.00	7,00	10,38	± 0.1	GWMP
pH (SU)	10.00	10,00	10,56	± 0.1	GWMP
D.O. (%)	N/A	100,1		± 10%	NA
ORP (mV)	228.0	228	9,70°	± 10	EPA 2023

	Standard	Calibration Value	Acceptance Criteria	Reference
Turbidity (NTU)	10	9,65	± 10% of standard	EPA 2023
	20	19,4		
	100	96,4		
	800	780		

Calibration Check

Time Start: Time Finish:

Parameter	Standard	Calibration Value	Calibration Solution Temperature (°C)	Acceptance Criteria	Reference
Specific Conductance (µS/cm)	4,490			± 10% of standard	EPA 2023
pH (SU)	4.00			± 0.1	GWMP
pH (SU)	7.00			± 0.1	GWMP
pH (SU)	10.00			± 0.1	GWMP

	Standard	Calibration Value	Acceptance Criteria	Reference
Turbidity (NTU)			± 10% of standard	EPA 2023

Notes:

Site Name: Plant Hammond

Field Instrumentation Calibration Form

Date: 12-14-23

Calibrated By: Zain Webb

Field Conditions: Clear, 40°F.

Instrument	Manufactuer/ Model	Serial Number
Water Quality Meter	Aqua TrollOOO	850767
Turbidity Meter	HACH 2100Q	22090D000239

Calibration Standard Information				
Parameter	Standard	Lot #	Date of Expiration	Brand
Specific Conductance (µS/cm)	4,490	24000044	05/24	ATR
pH (SU)	4.00	↓	↓	↓
pH (SU)	7.00	22216139	04/24	
pH (SU)	10.00	22110130	04/24	
D.O. (%)	N/A			
ORP (mV)	228.0	24002158	06/24	

Calibration					
Time Start 0732		Time Finish 0806			
Parameter	Standard	Calibration Value	Calibration Solution Temperature (°C)	Acceptance Criteria	Reference
Specific Conductance (µS/cm)	4,490	4490	10.82	± 10% of standard	EPA 2023
pH (SU)	4.00	4.00	10.68	± 0.1	GWMP
pH (SU)	7.00	7.00	10.65	± 0.1	GWMP
pH (SU)	10.00	10.00	10.91	± 0.1	GWMP
D.O. (%)	N/A	100.7	5.56	± 10%	NA
ORP (mV)	228.0	228.0	10.78	± 10	EPA 2023

	Standard	Calibration Value	Acceptance Criteria	Reference
Turbidity (NTU)	10	10	± 10% of standard	EPA 2023
	20	20		
	100	100		
	800	800		

Calibration Check					
Time Start 1141		Time Finish 1200			
Parameter	Standard	Calibration Value	Calibration Solution Temperature (°C)	Acceptance Criteria	Reference
Specific Conductance (µS/cm)	4,490	4490	17.92	± 10% of standard	EPA 2023
pH (SU)	4.00	4.00	18.02	± 0.1	GWMP
pH (SU)	7.00	7.00	15.62	± 0.1	GWMP
pH (SU)	10.00	10.00	14.54	± 0.1	GWMP

	Standard	Calibration Value	Acceptance Criteria	Reference
Turbidity (NTU)	10	10	± 10% of standard	EPA 2023
	20	20		
	100	100		
	800	800		

Notes:

Site Name: Plant Hammond

Calibrated By: Thomas Hessler

Field Instrumentation Calibration Form

Date: 12/20/2023

Field Conditions: clear, 24°F

Instrument	Manufactuer/ Model	Serial Number
Water Quality Meter	Aquatroll	952637
Turbidity Meter	Lamotte	2949-0913

Calibration Standard Information				
Parameter	Standard	Lot #	Date of Expiration	Brand
Specific Conductance (µS/cm)	4,490	24000044	5/24	insitu
pH (SU)	4.00	24000044	5/24	↓
pH (SU)	7.00	22290139	4/24	↓
pH (SU)	10.00	22110130	4/24	↓
D.O. (%)	N/A	N/A	N/A	N/A
ORP (mV)	228.0	24002258	6/24	insitu

Calibration					
Time Start 730		Time Finish 800			
Parameter	Standard	Calibration Value	Calibration Solution Temperature (°C)	Acceptance Criteria	Reference
Specific Conductance (µS/cm)	4,490	4490	8.18°	± 10% of standard	EPA 2023
pH (SU)	4.00	4.0	8.23°	± 0.1	GWMP
pH (SU)	7.00	6.93	8.66°	± 0.1	GWMP
pH (SU)	10.00	9.99	9.19	± 0.1	GWMP
D.O. (%)	N/A	100.89	9.80	± 10%	NA
ORP (mV)	228.0	236	9.32	± 10	EPA 2023

	Standard	Calibration Value	Acceptance Criteria	Reference
Turbidity (NTU)	0	0	± 10% of standard	EPA 2023
	1	1.00		
	10	10.00		
	—	—		

Calibration Check					
Time Start 1330		Time Finish 1345			
Parameter	Standard	Calibration Value	Calibration Solution Temperature (°C)	Acceptance Criteria	Reference
Specific Conductance (µS/cm)	4,490	4490	17.01	± 10% of standard	EPA 2023
pH (SU)	4.00	4.0	17.53	± 0.1	GWMP
pH (SU)	7.00	7.01	17.21	± 0.1	GWMP
pH (SU)	10.00	9.95	16.99	± 0.1	GWMP

	Standard	Calibration Value	Acceptance Criteria	Reference
Turbidity (NTU)	0	0	± 10% of standard	EPA 2023
	1	1		
	10	10		
	—	—		

Notes:

Site Name: Plant Hammond

Field Instrumentation Calibration Form

Date: 12-20-2023

Calibrated By: A. Szwast

Field Conditions: Clear 30°F

Instrument	Manufactuer/ Model	Serial Number
Water Quality Meter	In-Situ Aquatroll	883530
Turbidity Meter	LaMotte 2020we	1475-4011

Calibration Standard Information				
Parameter	Standard	Lot #	Date of Expiration	Brand
Specific Conductance (µS/cm)	4,490	24000044	05/2024	AIR
pH (SU)	4.00	24000044	05/2024	AIR
pH (SU)	7.00	22290139	04/2024	AIR
pH (SU)	10.00	22110130	04/2024	AIR
D.O. (%)	N/A	—	—	—
ORP (mV)	228.0	24002254	06/2024	AIR

Calibration					
Time Start 810			Time Finish 830		
Parameter	Standard	Calibration Value	Calibration Solution Temperature (°C)	Acceptance Criteria	Reference
Specific Conductance (µS/cm)	4,490	5363.2	3.58	± 10% of standard	EPA 2023
pH (SU)	4.00	4.17	3.73	± 0.1	GWMP
pH (SU)	7.00	7.68	4.51	± 0.1	GWMP
pH (SU)	10.00	10.53	4.54	± 0.1	GWMP
D.O. (%)	N/A	100.15	3.15	± 10%	NA
ORP (mV)	228.0	246.9	4.11	± 10	EPA 2023

	Standard	Calibration Value	Acceptance Criteria	Reference
Turbidity (NTU)	0.00	0.01	± 10% of standard	EPA 2023
	1.0	0.90		
	10.0	9.46		
	—	—		

Calibration Check					
Time Start 1143/1455			Time Finish 1150/1505		
Parameter	Standard	Calibration Value	Calibration Solution Temperature (°C)	Acceptance Criteria	Reference
Specific Conductance (µS/cm)	4,490	4056.1	13.43	± 10% of standard	EPA 2023
pH (SU)	4.00	3.96	13.10	± 0.1	GWMP
pH (SU)	7.00	6.72	11.39	± 0.1	GWMP
pH (SU)	10.00	9.45	10.32	± 0.1	GWMP

	Standard	Calibration Value	Acceptance Criteria	Reference
Turbidity (NTU)	0.0 OK	0.04	± 10% of standard	EPA 2023
	1.0	1.07		
	10.0	9.99		
	—	—		

Notes: Turbidimeter recalibrated at 1143 ↑

Aquatroll calibration check at 1455

Field Instrumentation Calibration Form

Site Name: Plant Hammond

Date: 12/27/2023

Calibrated By: Thomas Kiesler

Field Conditions: foggy, 45°

Instrument	Manufactuer/ Model	Serial Number
Water Quality Meter	insitu/aquatroll	583546
Turbidity Meter	Lamotte	41212627

Calibration Standard Information				
Parameter	Standard	Lot #	Date of Expiration	Brand
Specific Conductance (µS/cm)	4,490	24000044	5/2024	insitu
pH (SU)	4.00	24000044	5/2024	
pH (SU)	7.00	22290139	4/2024	
pH (SU)	10.00	22110130	04/2024	
D.O. (%)	N/A	—	—	—
ORP (mV)	228.0	24002258	06/2024	insitu

Calibration					
Time Start 0740		Time Finish 0840			
Parameter	Standard	Calibration Value	Calibration Solution Temperature (°C)	Acceptance Criteria	Reference
Specific Conductance (µS/cm)	4,490	4490	4490	± 10% of standard	EPA 2023
pH (SU)	4.00	4.00	14.20	± 0.1	GWMP
pH (SU)	7.00	7.00	14.28	± 0.1	GWMP
pH (SU)	10.00	10.0	14.60	± 0.1	GWMP
D.O. (%)	N/A	100	14.38	± 10%	NA
ORP (mV)	228.0	228	14.71	± 10	EPA 2023

	Standard	Calibration Value	Acceptance Criteria	Reference
Turbidity (NTU)	0	0	± 10% of standard	EPA 2023
	1	.98		
	10	9.95		
	—	—		

Calibration Check					
Time Start		Time Finish			
Parameter	Standard	Calibration Value	Calibration Solution Temperature (°C)	Acceptance Criteria	Reference
Specific Conductance (µS/cm)	4,490			± 10% of standard	EPA 2023
pH (SU)	4.00			± 0.1	GWMP
pH (SU)	7.00			± 0.1	GWMP
pH (SU)	10.00			± 0.1	GWMP

	Standard	Calibration Value	Acceptance Criteria	Reference
Turbidity (NTU)	0	0	± 10% of standard	EPA 2023
	1	.98		
	10	9.95		
	—	—		

Notes: connection issue, cal 10 pH as 1pt.
large amt. of con. errors - cable no 865770

Site Name Plant Hammond

Field Instrumentation Calibration Form

Date: 12-27-23

Calibrated By: Zain Webb

Field Conditions: Fog, 40°F

Instrument	Manufactuer/ Model	Serial Number
Water Quality Meter	Aquatroll 400	989619
Turbidity Meter	LaMotte 2020t	—

Calibration Standard Information

Parameter	Standard	Lot #	Date of Expiration	Brand
Specific Conductance (µS/cm)	4,490	24000044	05/24	AIR
pH (SU)	4.00	↓	↓	↓
pH (SU)	7.00	22290139	04/24	
pH (SU)	10.00	22110130	04/24	
D.O. (%)	N/A	—	—	
ORP (mV)	228.0	24002258	06/23	

Calibration

Time Start 0738 Time Finish 0810

Parameter	Standard	Calibration Value	Calibration Solution Temperature (°C)	Acceptance Criteria	Reference
Specific Conductance (µS/cm)	4,490	4490	13.35	± 10% of standard	EPA 2023
pH (SU)	4.00	4.00	13.27	± 0.1	GWMP
pH (SU)	7.00	7.00	13.57	± 0.1	GWMP
pH (SU)	10.00	10.00	13.56	± 0.1	GWMP
D.O. (%)	N/A	100%	11.51	± 10%	NA
ORP (mV)	228.0	228.0	13.54	± 10	EPA 2023

	Standard	Calibration Value	Acceptance Criteria	Reference
Turbidity (NTU)	~~20~~ 0 NTU	0	± 10% of standard	EPA 2023
	100 NTU	0.93		
	800 NTU	9.56		
	—	—		

Calibration Check

Time Start Time Finish

Parameter	Standard	Calibration Value	Calibration Solution Temperature (°C)	Acceptance Criteria	Reference
Specific Conductance (µS/cm)	4,490			± 10% of standard	EPA 2023
pH (SU)	4.00			± 0.1	GWMP
pH (SU)	7.00			± 0.1	GWMP
pH (SU)	10.00			± 0.1	GWMP

	Standard	Calibration Value	Acceptance Criteria	Reference
Turbidity (NTU)			± 10% of standard	EPA 2023

Notes:

January 2024

LABORATORY ANALYTICAL RESULTS

Pace Analytical Services, LLC
9800 Kincey Ave. Suite 100
Huntersville, NC 28078
(704)875-9092

January 16, 2024

Kristen Jurinko
Southern Company
241 Ralph McGill Blvd NE
Bin 10160
Atlanta, GA 30308

RE: Project: Hammond AP-1
Pace Project No.: 92706820

Dear Kristen Jurinko:

Enclosed are the analytical results for sample(s) received by the laboratory on January 04, 2024. The results relate only to the samples included in this report. Results reported herein conform to the applicable TNI/NELAC Standards and the laboratory's Quality Manual, where applicable, unless otherwise noted in the body of the report.

The test results provided in this final report were generated by each of the following laboratories within the Pace Network:

- Pace Analytical Services - Asheville
- Pace Analytical Services - Peachtree Corners, GA

If you have any questions concerning this report, please feel free to contact me.

Sincerely,

Bonnie Vang
bonnie.vang@pacelabs.com
704-977-0968
Project Manager

Enclosures

cc: Kip Gray, Geosyntec
Christine Hug, Geosyntec Consultants, Inc.
Thomas Kessler, Geosyntec Consultants
Whitney Law, Geosyntec Consultants
Laura Midkiff, Southern Company
Caroline Nelson, Geosyntec
Anthony Szwast, Geosyntec Consultants

This report shall not be reproduced, except in full,
without the written consent of Pace Analytical Services, LLC.

Pace Analytical Services, LLC
9800 Kincey Ave. Suite 100
Huntersville, NC 28078
(704)875-9092

CERTIFICATIONS

Project: Hammond AP-1
Pace Project No.: 92706820

Pace Analytical Services Asheville
2225 Riverside Drive, Asheville, NC 28804
Florida/NELAP Certification #: E87648
North Carolina Drinking Water Certification #: 37712
North Carolina Wastewater Certification #: 40
South Carolina Laboratory ID: 99030
South Carolina Certification #: 99030001
Virginia/VELAP Certification #: 460222

Pace Analytical Services Peachtree Corners
110 Technology Pkwy, Peachtree Corners, GA 30092
Florida DOH Certification #: E87315
Georgia DW Inorganics Certification #: 812
North Carolina Certification #: 381
South Carolina Certification #: 98011001
Virginia Certification #: 460204

REPORT OF LABORATORY ANALYSIS

This report shall not be reproduced, except in full,
without the written consent of Pace Analytical Services, LLC.

Pace Analytical Services, LLC
9800 Kincey Ave. Suite 100
Huntersville, NC 28078
(704)875-9092

SAMPLE SUMMARY

Project: Hammond AP-1
Pace Project No.: 92706820

Lab ID	Sample ID	Matrix	Date Collected	Date Received
92706820001	**HAM-PT-07**	Water	01/03/24 15:44	01/04/24 09:55
92706820002	**HAM-PT-08**	Water	01/03/24 11:53	01/04/24 09:55
92706820003	**HAM-PT-09**	Water	01/03/24 14:20	01/04/24 09:55
92706820004	**HAM-PT-10**	Water	01/03/24 12:37	01/04/24 09:55
92706820005	**HAM-AP1-EB-01**	Water	01/03/24 15:05	01/04/24 09:55
92706820006	**HAM-AP1-FB-01**	Water	01/03/24 15:00	01/04/24 09:55
92706820007	**HAM-AP1-FD-01**	Water	01/03/24 00:00	01/04/24 09:55

This report shall not be reproduced, except in full,
without the written consent of Pace Analytical Services, LLC.

Pace Analytical Services, LLC
9800 Kincey Ave. Suite 100
Huntersville, NC 28078
(704)875-9092

SAMPLE ANALYTE COUNT

Project: Hammond AP-1
Pace Project No.: 92706820

Lab ID	Sample ID	Method	Analysts	Analytes Reported
92706820001	**HAM-PT-07**	EPA 6020B	MT1	3
		EPA 300.0 Rev 2.1 1993	JCM	1
92706820002	**HAM-PT-08**	EPA 6020B	MT1	3
		EPA 300.0 Rev 2.1 1993	JCM	1
92706820003	**HAM-PT-09**	EPA 6020B	MT1	3
		EPA 300.0 Rev 2.1 1993	CDC	1
92706820004	**HAM-PT-10**	EPA 6020B	MT1	3
		EPA 300.0 Rev 2.1 1993	CDC	1
92706820005	**HAM-AP1-EB-01**	EPA 6020B	MT1	4
		EPA 300.0 Rev 2.1 1993	CDC	1
92706820006	**HAM-AP1-FB-01**	EPA 6020B	MT1	4
		EPA 300.0 Rev 2.1 1993	CDC	1
92706820007	**HAM-AP1-FD-01**	EPA 6020B	MT1	4
		EPA 300.0 Rev 2.1 1993	CDC	1

PASI-A = Pace Analytical Services - Asheville
PASI-GA = Pace Analytical Services - Peachtree Corners, GA

REPORT OF LABORATORY ANALYSIS

This report shall not be reproduced, except in full,
without the written consent of Pace Analytical Services, LLC.

Pace Analytical Services, LLC
9800 Kincey Ave. Suite 100
Huntersville, NC 28078
(704)875-9092

SUMMARY OF DETECTION

Project: Hammond AP-1
Pace Project No.: 92706820

Lab Sample ID / Method	Client Sample ID / Parameters	Result	Units	Report Limit	Analyzed	Qualifiers
92706820001	**HAM-PT-07**					
EPA 6020B	Arsenic	0.31	mg/L	0.010	01/11/24 13:11	
EPA 6020B	Boron	1.2	mg/L	0.040	01/11/24 13:11	
EPA 6020B	Iron	20.9	mg/L	1.0	01/12/24 12:41	
EPA 300.0 Rev 2.1 1993	Sulfate	302	mg/L	5.0	01/07/24 04:27	
92706820002	**HAM-PT-08**					
EPA 6020B	Arsenic	0.28	mg/L	0.010	01/11/24 13:22	
EPA 6020B	Boron	1.2	mg/L	0.040	01/11/24 13:22	
EPA 6020B	Iron	5.9	mg/L	0.040	01/11/24 13:22	
EPA 300.0 Rev 2.1 1993	Sulfate	205	mg/L	4.0	01/07/24 04:42	
92706820003	**HAM-PT-09**					
EPA 6020B	Boron	1.2	mg/L	0.040	01/11/24 13:26	
EPA 6020B	Iron	0.071	mg/L	0.040	01/11/24 13:26	B
EPA 6020B	Molybdenum	0.51	mg/L	0.010	01/11/24 13:26	
EPA 300.0 Rev 2.1 1993	Sulfate	173	mg/L	4.0	01/06/24 08:21	
92706820004	**HAM-PT-10**					
EPA 6020B	Boron	1.7	mg/L	0.040	01/11/24 13:33	
EPA 6020B	Iron	0.46	mg/L	0.040	01/11/24 13:33	
EPA 6020B	Molybdenum	0.24	mg/L	0.010	01/11/24 13:33	
EPA 300.0 Rev 2.1 1993	Sulfate	170	mg/L	4.0	01/06/24 08:42	
92706820005	**HAM-AP1-EB-01**					
EPA 6020B	Boron	0.020J	mg/L	0.040	01/11/24 13:48	
92706820006	**HAM-AP1-FB-01**					
EPA 6020B	Boron	0.013J	mg/L	0.040	01/11/24 13:52	
92706820007	**HAM-AP1-FD-01**					
EPA 6020B	Arsenic	0.32	mg/L	0.010	01/11/24 13:56	
EPA 6020B	Boron	1.2	mg/L	0.040	01/11/24 13:56	
EPA 6020B	Iron	20.5	mg/L	1.0	01/15/24 12:48	
EPA 6020B	Molybdenum	0.010	mg/L	0.010	01/11/24 13:56	
EPA 300.0 Rev 2.1 1993	Sulfate	302	mg/L	5.0	01/06/24 09:10	M1

REPORT OF LABORATORY ANALYSIS

This report shall not be reproduced, except in full,
without the written consent of Pace Analytical Services, LLC.

Pace Analytical Services, LLC
9800 Kincey Ave. Suite 100
Huntersville, NC 28078
(704)875-9092

ANALYTICAL RESULTS

Project: Hammond AP-1
Pace Project No.: 92706820

Sample: HAM-PT-07 **Lab ID: 92706820001** Collected: 01/03/24 15:44 Received: 01/04/24 09:55 Matrix: Water

Parameters	Results	Units	Report Limit	MDL	DF	Prepared	Analyzed	CAS No.	Qual
6020 MET ICPMS	Analytical Method: EPA 6020B Preparation Method: EPA 3005A Pace Analytical Services - Peachtree Corners, GA								
Arsenic	**0.31**	mg/L	0.010	0.00084	1	01/09/24 09:47	01/11/24 13:11	7440-38-2	
Boron	**1.2**	mg/L	0.040	0.012	1	01/09/24 09:47	01/11/24 13:11	7440-42-8	
Iron	**20.9**	mg/L	1.0	0.19	25	01/09/24 09:47	01/12/24 12:41	7439-89-6	
300.0 IC Anions 28 Days	Analytical Method: EPA 300.0 Rev 2.1 1993 Pace Analytical Services - Asheville								
Sulfate	**302**	mg/L	5.0	2.5	5		01/07/24 04:27	14808-79-8	

REPORT OF LABORATORY ANALYSIS

This report shall not be reproduced, except in full,
without the written consent of Pace Analytical Services, LLC.

Pace Analytical Services, LLC
9800 Kincey Ave. Suite 100
Huntersville, NC 28078
(704)875-9092

ANALYTICAL RESULTS

Project: Hammond AP-1
Pace Project No.: 92706820

Sample: HAM-PT-08 **Lab ID: 92706820002** Collected: 01/03/24 11:53 Received: 01/04/24 09:55 Matrix: Water

Parameters	Results	Units	Report Limit	MDL	DF	Prepared	Analyzed	CAS No.	Qual
6020 MET ICPMS	Analytical Method: EPA 6020B Preparation Method: EPA 3005A Pace Analytical Services - Peachtree Corners, GA								
Arsenic	**0.28**	mg/L	0.010	0.00084	1	01/09/24 09:47	01/11/24 13:22	7440-38-2	
Boron	**1.2**	mg/L	0.040	0.012	1	01/09/24 09:47	01/11/24 13:22	7440-42-8	
Iron	**5.9**	mg/L	0.040	0.0075	1	01/09/24 09:47	01/11/24 13:22	7439-89-6	
300.0 IC Anions 28 Days	Analytical Method: EPA 300.0 Rev 2.1 1993 Pace Analytical Services - Asheville								
Sulfate	**205**	mg/L	4.0	2.0	4		01/07/24 04:42	14808-79-8	

REPORT OF LABORATORY ANALYSIS

This report shall not be reproduced, except in full,
without the written consent of Pace Analytical Services, LLC.

Pace Analytical Services, LLC
9800 Kincey Ave. Suite 100
Huntersville, NC 28078
(704)875-9092

ANALYTICAL RESULTS

Project: Hammond AP-1
Pace Project No.: 92706820

Sample: HAM-PT-09 **Lab ID: 92706820003** Collected: 01/03/24 14:20 Received: 01/04/24 09:55 Matrix: Water

Parameters	Results	Units	Report Limit	MDL	DF	Prepared	Analyzed	CAS No.	Qual
6020 MET ICPMS	Analytical Method: EPA 6020B Preparation Method: EPA 3005A Pace Analytical Services - Peachtree Corners, GA								
Boron	**1.2**	mg/L	0.040	0.012	1	01/09/24 09:47	01/11/24 13:26	7440-42-8	
Iron	**0.071**	mg/L	0.040	0.0075	1	01/09/24 09:47	01/11/24 13:26	7439-89-6	B
Molybdenum	**0.51**	mg/L	0.010	0.00062	1	01/09/24 09:47	01/11/24 13:26	7439-98-7	
300.0 IC Anions 28 Days	Analytical Method: EPA 300.0 Rev 2.1 1993 Pace Analytical Services - Asheville								
Sulfate	**173**	mg/L	4.0	2.0	4		01/06/24 08:21	14808-79-8	

REPORT OF LABORATORY ANALYSIS

This report shall not be reproduced, except in full,
without the written consent of Pace Analytical Services, LLC.

Pace Analytical Services, LLC
9800 Kincey Ave. Suite 100
Huntersville, NC 28078
(704)875-9092

ANALYTICAL RESULTS

Project: Hammond AP-1
Pace Project No.: 92706820

Sample: HAM-PT-10 **Lab ID: 92706820004** Collected: 01/03/24 12:37 Received: 01/04/24 09:55 Matrix: Water

Parameters	Results	Units	Report Limit	MDL	DF	Prepared	Analyzed	CAS No.	Qual
6020 MET ICPMS	Analytical Method: EPA 6020B Preparation Method: EPA 3005A Pace Analytical Services - Peachtree Corners, GA								
Boron	**1.7**	mg/L	0.040	0.012	1	01/09/24 09:47	01/11/24 13:33	7440-42-8	
Iron	**0.46**	mg/L	0.040	0.0075	1	01/09/24 09:47	01/11/24 13:33	7439-89-6	
Molybdenum	**0.24**	mg/L	0.010	0.00062	1	01/09/24 09:47	01/11/24 13:33	7439-98-7	
300.0 IC Anions 28 Days	Analytical Method: EPA 300.0 Rev 2.1 1993 Pace Analytical Services - Asheville								
Sulfate	**170**	mg/L	4.0	2.0	4		01/06/24 08:42	14808-79-8	

REPORT OF LABORATORY ANALYSIS

This report shall not be reproduced, except in full,
without the written consent of Pace Analytical Services, LLC.

Pace Analytical Services, LLC
9800 Kincey Ave. Suite 100
Huntersville, NC 28078
(704)875-9092

ANALYTICAL RESULTS

Project: Hammond AP-1
Pace Project No.: 92706820

Sample: HAM-AP1-EB-01 **Lab ID: 92706820005** Collected: 01/03/24 15:05 Received: 01/04/24 09:55 Matrix: Water

Parameters	Results	Units	Report Limit	MDL	DF	Prepared	Analyzed	CAS No.	Qual
6020 MET ICPMS	Analytical Method: EPA 6020B Preparation Method: EPA 3005A Pace Analytical Services - Peachtree Corners, GA								
Arsenic	ND	mg/L	0.010	0.00084	1	01/09/24 09:47	01/11/24 13:48	7440-38-2	
Boron	**0.020J**	mg/L	0.040	0.012	1	01/09/24 09:47	01/11/24 13:48	7440-42-8	
Iron	ND	mg/L	0.040	0.0075	1	01/09/24 09:47	01/11/24 13:48	7439-89-6	
Molybdenum	ND	mg/L	0.010	0.00062	1	01/09/24 09:47	01/11/24 13:48	7439-98-7	
300.0 IC Anions 28 Days	Analytical Method: EPA 300.0 Rev 2.1 1993 Pace Analytical Services - Asheville								
Sulfate	ND	mg/L	1.0	0.50	1		01/06/24 05:01	14808-79-8	

REPORT OF LABORATORY ANALYSIS

This report shall not be reproduced, except in full,
without the written consent of Pace Analytical Services, LLC.

Pace Analytical Services, LLC
9800 Kincey Ave. Suite 100
Huntersville, NC 28078
(704)875-9092

ANALYTICAL RESULTS

Project: Hammond AP-1
Pace Project No.: 92706820

Sample: HAM-AP1-FB-01 **Lab ID: 92706820006** Collected: 01/03/24 15:00 Received: 01/04/24 09:55 Matrix: Water

Parameters	Results	Units	Report Limit	MDL	DF	Prepared	Analyzed	CAS No.	Qual
6020 MET ICPMS	Analytical Method: EPA 6020B Preparation Method: EPA 3005A Pace Analytical Services - Peachtree Corners, GA								
Arsenic	ND	mg/L	0.010	0.00084	1	01/09/24 09:47	01/11/24 13:52	7440-38-2	
Boron	**0.013J**	mg/L	0.040	0.012	1	01/09/24 09:47	01/11/24 13:52	7440-42-8	
Iron	ND	mg/L	0.040	0.0075	1	01/09/24 09:47	01/11/24 13:52	7439-89-6	
Molybdenum	ND	mg/L	0.010	0.00062	1	01/09/24 09:47	01/11/24 13:52	7439-98-7	
300.0 IC Anions 28 Days	Analytical Method: EPA 300.0 Rev 2.1 1993 Pace Analytical Services - Asheville								
Sulfate	ND	mg/L	1.0	0.50	1		01/06/24 05:15	14808-79-8	

REPORT OF LABORATORY ANALYSIS

This report shall not be reproduced, except in full,
without the written consent of Pace Analytical Services, LLC.

Pace Analytical Services, LLC
9800 Kincey Ave. Suite 100
Huntersville, NC 28078
(704)875-9092

ANALYTICAL RESULTS

Project: Hammond AP-1
Pace Project No.: 92706820

Sample: HAM-AP1-FD-01 **Lab ID: 92706820007** Collected: 01/03/24 00:00 Received: 01/04/24 09:55 Matrix: Water

Parameters	Results	Units	Report Limit	MDL	DF	Prepared	Analyzed	CAS No.	Qual
6020 MET ICPMS	Analytical Method: EPA 6020B Preparation Method: EPA 3005A Pace Analytical Services - Peachtree Corners, GA								
Arsenic	**0.32**	mg/L	0.010	0.00084	1	01/09/24 09:47	01/11/24 13:56	7440-38-2	
Boron	**1.2**	mg/L	0.040	0.012	1	01/09/24 09:47	01/11/24 13:56	7440-42-8	
Iron	**20.5**	mg/L	1.0	0.19	25	01/09/24 09:47	01/15/24 12:48	7439-89-6	
Molybdenum	**0.010**	mg/L	0.010	0.00062	1	01/09/24 09:47	01/11/24 13:56	7439-98-7	
300.0 IC Anions 28 Days	Analytical Method: EPA 300.0 Rev 2.1 1993 Pace Analytical Services - Asheville								
Sulfate	**302**	mg/L	5.0	2.5	5		01/06/24 09:10	14808-79-8	M1

REPORT OF LABORATORY ANALYSIS

This report shall not be reproduced, except in full,
without the written consent of Pace Analytical Services, LLC.

Pace Analytical Services, LLC
9800 Kincey Ave. Suite 100
Huntersville, NC 28078
(704)875-9092

QUALITY CONTROL DATA

Project: Hammond AP-1
Pace Project No.: 92706820

QC Batch: 824152 | Analysis Method: EPA 6020B
QC Batch Method: EPA 3005A | Analysis Description: 6020 MET
Laboratory: Pace Analytical Services - Peachtree Corners, GA
Associated Lab Samples: 92706820001, 92706820002, 92706820003, 92706820004, 92706820005, 92706820006, 92706820007

METHOD BLANK: 4263090 Matrix: Water
Associated Lab Samples: 92706820001, 92706820002, 92706820003, 92706820004, 92706820005, 92706820006, 92706820007

Parameter	Units	Blank Result	Reporting Limit	MDL	Analyzed	Qualifiers
Arsenic	mg/L	ND	0.010	0.00084	01/11/24 12:37	
Boron	mg/L	ND	0.040	0.012	01/11/24 12:37	
Iron	mg/L	0.021J	0.040	0.0075	01/11/24 12:37	
Molybdenum	mg/L	ND	0.010	0.00062	01/11/24 12:37	

LABORATORY CONTROL SAMPLE: 4263091

Parameter	Units	Spike Conc.	LCS Result	LCS % Rec	% Rec Limits	Qualifiers
Arsenic	mg/L	0.1	0.11	105	80-120	
Boron	mg/L	1	1.1	110	80-120	
Iron	mg/L	1	1.0	104	80-120	
Molybdenum	mg/L	0.1	0.11	108	80-120	

MATRIX SPIKE & MATRIX SPIKE DUPLICATE: 4263287 4263288

Parameter	Units	92706820004 Result	MS Spike Conc.	MSD Spike Conc.	MS Result	MSD Result	MS % Rec	MSD % Rec	% Rec Limits	RPD	Max RPD	Qual
Arsenic	mg/L	0.00093J	0.1	0.1	0.10	0.11	103	107	75-125	4	20	
Boron	mg/L	1.7	1	1	2.6	2.7	99	101	75-125	1	20	
Iron	mg/L	0.46	1	1	1.5	1.5	101	105	75-125	2	20	
Molybdenum	mg/L	0.24	0.1	0.1	0.33	0.34	99	102	75-125	1	20	

Results presented on this page are in the units indicated by the "Units" column except where an alternate unit is presented to the right of the result.

REPORT OF LABORATORY ANALYSIS

This report shall not be reproduced, except in full,
without the written consent of Pace Analytical Services, LLC.

Pace Analytical Services, LLC
9800 Kincey Ave. Suite 100
Huntersville, NC 28078
(704)875-9092

QUALITY CONTROL DATA

Project: Hammond AP-1
Pace Project No.: 92706820

QC Batch: 823647
QC Batch Method: EPA 300.0 Rev 2.1 1993
Analysis Method: EPA 300.0 Rev 2.1 1993
Analysis Description: 300.0 IC Anions
Laboratory: Pace Analytical Services - Asheville
Associated Lab Samples: 92706820003, 92706820004, 92706820005, 92706820006, 92706820007

METHOD BLANK: 4260757 Matrix: Water
Associated Lab Samples: 92706820003, 92706820004, 92706820005, 92706820006, 92706820007

Parameter	Units	Blank Result	Reporting Limit	MDL	Analyzed	Qualifiers
Sulfate	mg/L	ND	1.0	0.50	01/05/24 23:45	

LABORATORY CONTROL SAMPLE: 4260758

Parameter	Units	Spike Conc.	LCS Result	LCS % Rec	% Rec Limits	Qualifiers
Sulfate	mg/L	50	50.8	102	90-110	

MATRIX SPIKE & MATRIX SPIKE DUPLICATE: 4260759 4260760

Parameter	Units	92706860007 Result	MS Spike Conc.	MSD Spike Conc.	MS Result	MSD Result	MS % Rec	MSD % Rec	% Rec Limits	RPD	Max RPD	Qual
Sulfate	mg/L	7.0	50	50	57.7	57.4	101	101	90-110	1	10	

MATRIX SPIKE & MATRIX SPIKE DUPLICATE: 4260761 4260762

Parameter	Units	92706820007 Result	MS Spike Conc.	MSD Spike Conc.	MS Result	MSD Result	MS % Rec	MSD % Rec	% Rec Limits	RPD	Max RPD	Qual
Sulfate	mg/L	302	50	50	347	345	91	87	90-110	1	10	M1

Results presented on this page are in the units indicated by the "Units" column except where an alternate unit is presented to the right of the result.

REPORT OF LABORATORY ANALYSIS

This report shall not be reproduced, except in full,
without the written consent of Pace Analytical Services, LLC.

Pace Analytical Services, LLC
9800 Kincey Ave. Suite 100
Huntersville, NC 28078
(704)875-9092

QUALITY CONTROL DATA

Project: Hammond AP-1
Pace Project No.: 92706820

QC Batch: 823898
QC Batch Method: EPA 300.0 Rev 2.1 1993
Analysis Method: EPA 300.0 Rev 2.1 1993
Analysis Description: 300.0 IC Anions
Laboratory: Pace Analytical Services - Asheville
Associated Lab Samples: 92706820001, 92706820002

METHOD BLANK: 4262111 Matrix: Water
Associated Lab Samples: 92706820001, 92706820002

Parameter	Units	Blank Result	Reporting Limit	MDL	Analyzed	Qualifiers
Sulfate	mg/L	ND	1.0	0.50	01/06/24 22:47	

LABORATORY CONTROL SAMPLE: 4262112

Parameter	Units	Spike Conc.	LCS Result	LCS % Rec	% Rec Limits	Qualifiers
Sulfate	mg/L	50	52.1	104	90-110	

MATRIX SPIKE & MATRIX SPIKE DUPLICATE: 4262113 4262114

Parameter	Units	92706899028 Result	MS Spike Conc.	MSD Spike Conc.	MS Result	MSD Result	MS % Rec	MSD % Rec	% Rec Limits	RPD	Max RPD	Qual
Sulfate	mg/L	8.0	50	50	60.5	61.7	105	107	90-110	2	10	

MATRIX SPIKE & MATRIX SPIKE DUPLICATE: 4262115 4262116

Parameter	Units	92706899038 Result	MS Spike Conc.	MSD Spike Conc.	MS Result	MSD Result	MS % Rec	MSD % Rec	% Rec Limits	RPD	Max RPD	Qual
Sulfate	mg/L	13.9	50	50	66.5	66.4	105	105	90-110	0	10	

Results presented on this page are in the units indicated by the "Units" column except where an alternate unit is presented to the right of the result.

REPORT OF LABORATORY ANALYSIS

This report shall not be reproduced, except in full,
without the written consent of Pace Analytical Services, LLC.

Pace Analytical Services, LLC
9800 Kincey Ave. Suite 100
Huntersville, NC 28078
(704)875-9092

QUALIFIERS

Project: Hammond AP-1
Pace Project No.: 92706820

DEFINITIONS

DF - Dilution Factor, if reported, represents the factor applied to the reported data due to dilution of the sample aliquot.

ND - Not Detected at or above adjusted reporting limit.

TNTC - Too Numerous To Count

J - Estimated concentration above the adjusted method detection limit and below the adjusted reporting limit.

MDL - Adjusted Method Detection Limit.

PQL - Practical Quantitation Limit.

RL - Reporting Limit - The lowest concentration value that meets project requirements for quantitative data with known precision and bias for a specific analyte in a specific matrix.

S - Surrogate

1,2-Diphenylhydrazine decomposes to and cannot be separated from Azobenzene using Method 8270. The result for each analyte is a combined concentration.

Consistent with EPA guidelines, unrounded data are displayed and have been used to calculate % recovery and RPD values.

LCS(D) - Laboratory Control Sample (Duplicate)

MS(D) - Matrix Spike (Duplicate)

DUP - Sample Duplicate

RPD - Relative Percent Difference

NC - Not Calculable.

SG - Silica Gel - Clean-Up

U - Indicates the compound was analyzed for, but not detected.

Acid preservation may not be appropriate for 2 Chloroethylvinyl ether.

A separate vial preserved to a pH of 4-5 is recommended in SW846 Chapter 4 for the analysis of Acrolein and Acrylonitrile by EPA Method 8260.

N-Nitrosodiphenylamine decomposes and cannot be separated from Diphenylamine using Method 8270. The result reported for each analyte is a combined concentration.

Reported results are not rounded until the final step prior to reporting. Therefore, calculated parameters that are typically reported as "Total" may vary slightly from the sum of the reported component parameters.

Pace Analytical is TNI accredited. Contact your Pace PM for the current list of accredited analytes.

TNI - The NELAC Institute.

ANALYTE QUALIFIERS

B	Analyte was detected in the associated method blank.
M1	Matrix spike recovery exceeded QC limits. Batch accepted based on laboratory control sample (LCS) recovery.

This report shall not be reproduced, except in full,
without the written consent of Pace Analytical Services, LLC.

Pace Analytical Services, LLC
9800 Kincey Ave. Suite 100
Huntersville, NC 28078
(704)875-9092

QUALITY CONTROL DATA CROSS REFERENCE TABLE

Project: Hammond AP-1
Pace Project No.: 92706820

Lab ID	Sample ID	QC Batch Method	QC Batch	Analytical Method	Analytical Batch
92706820001	**HAM-PT-07**	EPA 3005A	824152	EPA 6020B	824332
92706820002	**HAM-PT-08**	EPA 3005A	824152	EPA 6020B	824332
92706820003	**HAM-PT-09**	EPA 3005A	824152	EPA 6020B	824332
92706820004	**HAM-PT-10**	EPA 3005A	824152	EPA 6020B	824332
92706820005	**HAM-AP1-EB-01**	EPA 3005A	824152	EPA 6020B	824332
92706820006	**HAM-AP1-FB-01**	EPA 3005A	824152	EPA 6020B	824332
92706820007	**HAM-AP1-FD-01**	EPA 3005A	824152	EPA 6020B	824332
92706820001	**HAM-PT-07**	EPA 300.0 Rev 2.1 1993	823898		
92706820002	**HAM-PT-08**	EPA 300.0 Rev 2.1 1993	823898		
92706820003	**HAM-PT-09**	EPA 300.0 Rev 2.1 1993	823647		
92706820004	**HAM-PT-10**	EPA 300.0 Rev 2.1 1993	823647		
92706820005	**HAM-AP1-EB-01**	EPA 300.0 Rev 2.1 1993	823647		
92706820006	**HAM-AP1-FB-01**	EPA 300.0 Rev 2.1 1993	823647		
92706820007	**HAM-AP1-FD-01**	EPA 300.0 Rev 2.1 1993	823647		

This report shall not be reproduced, except in full,
without the written consent of Pace Analytical Services, LLC.

Pace

Sample Condition Upon Receipt

Effective Date: 11/29/2023

atory receiving samples:

eville ☐ Eden ☐ Greenwood ☐ Huntersville ☐ Raleigh ☐ Mechanicsville ☐ Atlanta ☑ Kernersville ☐

mple Condition pon Receipt

Client Name: GA Power

Project #:

WO# : 92706820

92706820

er: ☐ Fed Ex ☐ UPS ☐ USPS ☐ Client
ommercial ☑ Pace ☐ Other:

dy Seal Present? ☐ Yes ☑ No Seals Intact? ☐ Yes ☐ No ☑ N/A

Date/Initials Person Examining Contents: SG 1/4/2

ng Material: ☑ Bubble Wrap ☐ Bubble Bags ☐ None ☐ Other

Biological Tissue Frozen? ☐ Yes ☐ No ☑ N/A

nometer:
☑ IR Gun ID: 214

Type of Ice: ☑ Wet ☐ Blue ☐ None

r Temp: 0.9 Correction Factor: Add/Subtract (°C) -0.1

r Temp Corrected (°C): 0.8

Temp should be above freezing to 6°C
☐ Samples out of temp criteria. Samples on ice, cooling proces has begun

Regulated Soil (☐ N/A, water sample)

d samples originate in a quarantine zone within the United States: CA, NY, or SC (heck maps)? ☐ Yes ☐ No

Did samples originate from a foreign source (internationally, including Hawaii and Puerto Rico)? ☐ Yes ☐ No

				Comments/Discrepancy:
Chain of Custody Present?	☑ Yes	☐ No	☐ N/A	1.
Samples Arrived within Hold Time?	☑ Yes	☐ No	☐ N/A	2.
Short Hold Time Analysis (<72 hr.)?	☐ Yes	☑ No	☐ N/A	3.
Rush Turn Around Time Requested?	☐ Yes	☑ No	☐ N/A	4.
Sufficient Volume?	☑ Yes	☐ No	☐ N/A	5.
Correct Containers Used?	☑ Yes	☐ No	☐ N/A	6.
-Pace Containers Used?	☑ Yes	☐ No	☐ N/A	
Containers Intact?	☑ Yes	☐ No	☐ N/A	7.
Dissolved analysis: Samples Field Filtered?	☐ Yes	☐ No	☑ N/A	8
Sample Labels Match COC?	☑ Yes	☐ No	☐ N/A	9.
-Includes Date/Time/ID/Analysis Matrix: WG				
Headspace in VOA Vials (>5-6mm)?	☐ Yes	☐ No	☑ N/A	10.
Trip Blank Present?	☐ Yes	☐ No	☑ N/A	11.
Trip Blank Custody Seals Present?	☐ Yes	☐ No	☑ N/A	

ENTS/SAMPLE DISCREPANCY

Field Data Required? ☐ Yes ☐ No

Lot ID of split containers:

NOTIFICATION/RESOLUTION

n contacted: Date/Time:

ject Manager SCURF Review: Date:

ject Manager SRF Review: Date:

ax ID: 69614

ck mark top half of box if pH and/or dechlorination is verified and in the acceptance range for preservation samples.

ions: VOA, Coliform, TOC, Oil and Grease, DRO/8015 (water) DOC, LLHg

ttom half of box is to list number of bottles

neck all unpreserved Nitrates for chlorine

Project #

WO#: 92706820

PM: BV Due Date: 01/18/24

CLIENT: 92- GP-HAM

BP4U-125 mL Plastic Unpreserved (N/A) (Cl-)	BP3U-250 mL Plastic Unpreserved (N/A)	BP2U-500 mL Plastic Unpreserved (N/A)	BP1U-1 liter Plastic Unpreserved (N/A)	BP4S-125 mL Plastic H2SO4 (pH < 2) (Cl-)	BP3N-250 mL plastic HNO3 (pH < 2)	BP4Z-125 mL Plastic ZN Acetate & NaOH (>9)	BP4B-125 mL Plastic NaOH (pH > 12) (Cl-)	WGFU-Wide-mouthed Glass jar Unpreserved	AG1U-1 liter Amber Unpreserved (N/A) (Cl-)	AG1H-1 liter Amber HCl (pH < 2)	AG3U-250 mL Amber Unpreserved (N/A) (Cl-)	AG1S-1 liter Amber H2SO4 (pH < 2)	AG3S-250 mL Amber H2SO4 (pH < 2)	DG94-40 mL Amber NH4Cl (N/A)(Cl-)	DG9H-40 mL VOA HCl (N/A)	VG9T-40 mL VOA Na2S2O3 (N/A)	VG9U-40 mL VOA Unpreserved (N/A)	DG9V-40 mL VOA H3PO4 (N/A)	KP7U 50 mL Plastic Unpreserved (N/A)	V/GK (3 vials per kit)-VPH/Gas kit (N/A)	SP5T-125 mL Sterile Plastic (N/A – lab)	SP2T-250 mL Sterile Plastic (N/A – lab)		BP3R-250 mL Plastic (NH2)2SO4 (9 3 9 7)	AG0U-100 mL Amber Unpreserved (N/A) (Cl-)	V5GU-20 mL Scintillation vials (N/A)	DG9U 40 mL Amber Unpreserved vials (N/A)

pH Adjustment Log for Preserved Samples

ıple ID	Type of Preservative	pH upon receipt	Date preservation adjusted	Time preservation adjusted	Amount of Preservative added	Lot #

Whenever there is a discrepancy affecting North Carolina compliance samples, a copy of this form will be sent to the North Carolina DENR Certification Office (i.e. hold, incorrect preservative, out of temp, incorrect containers.

Pace Analytical
www.pacelabs.com

CHAIN-OF-CUSTODY / Analytical Request Document

The Chain of Custody is a LEGAL DOCUMENT. All relevant fields must be completed accurately.

Page: 1 of 1

Section A Required Client Information		Section B Required Project Information		Section C Invoice Information	
Company	GA Power	Report To	SCS Contacts	Attention	Southern Co
Address	Atlanta, GA	Copy To	Geosyntec Contacts	Company Name	
				Address	
Email To	SCS Contacts	Purchase Order No	GPC82474-0001	Pace Quote Reference	
Phone	Fax	Project Name	Hammond AP-1	Pace Project Manager	Bonnie Vang
Requested Due Date/TAT	10 day	Project Number		Pace Profile #	10839

REGULATORY AGENCY: NPDES | GROUND WATER | DRINKING WATER | UST | RCRA | OTHER CCR

Site Location STATE: GA

Section D Required Client Information

Valid Matrix Codes

MATRIX	CODE
DRINKING WATER	DW
WATER	WT
WASTE WATER	WW
PRODUCT	P
SOIL/SOLID	SL
OIL	OL
WIPE	WP
AIR	AR
OTHER	OT
TISSUE	TS

SAMPLE ID
(A-Z, 0-9 / -)
Sample IDs MUST BE UNIQUE

Requested Analysis Filtered (Y/N)

Analysis Test: Y/N | N | N | N | N

ITEM #	SAMPLE ID	MATRIX CODE (see valid codes to left)	SAMPLE TYPE (G=GRAB C=COMP)	COLLECTED COMPOSITE DATE	COLLECTED COMPOSITE TIME	COLLECTED COMPOSITE DATE	COLLECTED COMPOSITE TIME	SAMPLE TEMP AT COLLECTION	# OF CONTAINERS	Preservatives: Unpreserved	H_2SO_4	HNO_3	HCl	NaOH	$Na_2S_2O_3$	Methanol	Other	Arsenic Boron Iron	Molybdenum Boron Iron	Arsenic Molybdenum Boron Iron	Sulfate	Residual Chlorine (Y/N)	Pace Project No./ Lab I.D.
1	HAM-PT-07	WG	G	1/3/2024	1544			18	2	1		1						X			X	N	
2	HAM-PT-08	WG	G	1/3/2024	1153			17	2	1		1						X			X	N	
3	HAM-PT-09	WG	G	1/3/2024	1420			16	2	1		1							X		X	N	
4	HAM-PT-10	WG	G	1/3/2024	1237			17	2	1		1							X		X	N	
6	HAM-AP1-EB-01	WQ	G	1/3/2024	1505			18	2	1		1								X	X	N	
8	HAM-AP1-FB-01	WQ	G	1/3/2024	1500			18	2	1		1								X	X	N	
7	HAM-AP1-FD-01	WG	G	1/3/2024	0000			18	2	1		1								X	X	N	
8																						N	
9																							
10																							
11																							
12																							

2W 1/4/24

2W 1/4/24

ADDITIONAL COMMENTS	RELINQUISHED BY / AFFILIATION	DATE	TIME	ACCEPTED BY / AFFILIATION	DATE	TIME	SAMPLE CONDITIONS
Task Code: HAM-CCR-CA-20240103	Zain Webb / Geosyntec	1-4-2024	0955	Ryan William / Pace	1/4/2024	0955	
	Ryan Williams / Pace	1/4/2024	1522	SG / Pace	1/4/24	1522	

SAMPLER NAME AND SIGNATURE

PRINT Name of SAMPLER: Zain Webb, Elisabeth Russell / Geosyntec Consultants, Inc.

SIGNATURE of SAMPLER: [signature] DATE Signed (MM/DD/YY): 1-4-24

Temp in °C | Received on Ice (Y/N) | Custody Sealed Cooler (Y/N) | Samples Intact (Y/N)

Pace Analytical Services, LLC
9800 Kincey Ave. Suite 100
Huntersville, NC 28078
(704)875-9092

January 26, 2024

Kristen Jurinko
Southern Company
241 Ralph McGill Blvd NE
Bin 10160
Atlanta, GA 30308

RE: Project: Hammond AP-1
Pace Project No.: 92708801

Dear Kristen Jurinko:

Enclosed are the analytical results for sample(s) received by the laboratory on January 17, 2024. The results relate only to the samples included in this report. Results reported herein conform to the applicable TNI/NELAC Standards and the laboratory's Quality Manual, where applicable, unless otherwise noted in the body of the report.

The test results provided in this final report were generated by each of the following laboratories within the Pace Network:

- Pace Analytical Services - Asheville
- Pace Analytical Services - Peachtree Corners, GA

If you have any questions concerning this report, please feel free to contact me.

Sincerely,

Bonnie Vang
bonnie.vang@pacelabs.com
704-977-0968
Project Manager

Enclosures

cc: Kip Gray, Geosyntec
Christine Hug, Geosyntec Consultants, Inc.
Thomas Kessler, Geosyntec Consultants
Whitney Law, Geosyntec Consultants
Laura Midkiff, Southern Company
Caroline Nelson, Geosyntec
Anthony Szwast, Geosyntec Consultants

This report shall not be reproduced, except in full,
without the written consent of Pace Analytical Services, LLC.

Pace Analytical Services, LLC
9800 Kincey Ave. Suite 100
Huntersville, NC 28078
(704)875-9092

CERTIFICATIONS

Project: Hammond AP-1
Pace Project No.: 92708801

Pace Analytical Services Asheville
2225 Riverside Drive, Asheville, NC 28804
Florida/NELAP Certification #: E87648
North Carolina Drinking Water Certification #: 37712
North Carolina Wastewater Certification #: 40
South Carolina Laboratory ID: 99030
South Carolina Certification #: 99030001
Virginia/VELAP Certification #: 460222

Pace Analytical Services Peachtree Corners
110 Technology Pkwy, Peachtree Corners, GA 30092
Florida DOH Certification #: E87315
Georgia DW Inorganics Certification #: 812
North Carolina Certification #: 381
South Carolina Certification #: 98011001
Virginia Certification #: 460204

REPORT OF LABORATORY ANALYSIS

This report shall not be reproduced, except in full,
without the written consent of Pace Analytical Services, LLC.

Pace Analytical Services, LLC
9800 Kincey Ave. Suite 100
Huntersville, NC 28078
(704)875-9092

SAMPLE SUMMARY

Project: Hammond AP-1
Pace Project No.: 92708801

Lab ID	Sample ID	Matrix	Date Collected	Date Received
92708801001	**HAM-PT-07**	Water	01/16/24 11:11	01/17/24 12:15
92708801002	**HAM-PT-08**	Water	01/16/24 12:44	01/17/24 12:15
92708801003	**HAM-PT-09**	Water	01/16/24 12:35	01/17/24 12:15
92708801004	**HAM-PT-10**	Water	01/16/24 14:49	01/17/24 12:15
92708801005	**HAM-AP1-EB-01**	Water	01/16/24 15:45	01/17/24 12:15
92708801006	**HAM-AP1-FB-01**	Water	01/16/24 15:40	01/17/24 12:15
92708801007	**HAM-AP1-FD-01**	Water	01/16/24 00:00	01/17/24 12:15

This report shall not be reproduced, except in full,
without the written consent of Pace Analytical Services, LLC.

Pace Analytical Services, LLC
9800 Kincey Ave. Suite 100
Huntersville, NC 28078
(704)875-9092

SAMPLE ANALYTE COUNT

Project: Hammond AP-1
Pace Project No.: 92708801

Lab ID	Sample ID	Method	Analysts	Analytes Reported
92708801001	**HAM-PT-07**	EPA 6010D	DRB	6
		EPA 6020B	MT1	13
		EPA 7470A	VB	1
		SM 2540C-2015	DL1	1
		SM 2320B-2011	SMS	3
		SM 4500-S2D-2011	JP1	1
		EPA 300.0 Rev 2.1 1993	JCM	3
92708801002	**HAM-PT-08**	EPA 6010D	DRB	6
		EPA 6020B	MT1	13
		EPA 7470A	VB	1
		SM 2540C-2015	DL1	1
		SM 2320B-2011	SMS	3
		SM 4500-S2D-2011	JP1	1
		EPA 300.0 Rev 2.1 1993	JCM	3
92708801003	**HAM-PT-09**	EPA 6010D	DRB	6
		EPA 6020B	MT1	13
		EPA 7470A	VB	1
		SM 2540C-2015	DL1	1
		SM 2320B-2011	SMS	3
		SM 4500-S2D-2011	JP1	1
		EPA 300.0 Rev 2.1 1993	JCM	3
92708801004	**HAM-PT-10**	EPA 6010D	DRB	6
		EPA 6020B	MT1	13
		EPA 7470A	VB	1
		SM 2540C-2015	DL1	1
		SM 2320B-2011	SMS	3
		SM 4500-S2D-2011	JP1	1
		EPA 300.0 Rev 2.1 1993	JCM	3
92708801005	**HAM-AP1-EB-01**	EPA 6010D	DRB	6
		EPA 6020B	MT1	13
		EPA 7470A	VB	1
		SM 2540C-2015	DL1	1
		SM 2320B-2011	SMS	3
		SM 4500-S2D-2011	JP1	1
		EPA 300.0 Rev 2.1 1993	JCM	3
92708801006	**HAM-AP1-FB-01**	EPA 6010D	DRB	6
		EPA 6020B	MT1	13

REPORT OF LABORATORY ANALYSIS

This report shall not be reproduced, except in full,
without the written consent of Pace Analytical Services, LLC.

Pace Analytical Services, LLC
9800 Kincey Ave. Suite 100
Huntersville, NC 28078
(704)875-9092

SAMPLE ANALYTE COUNT

Project: Hammond AP-1
Pace Project No.: 92708801

Lab ID	Sample ID	Method	Analysts	Analytes Reported
		EPA 7470A	VB	1
		SM 2540C-2015	DL1	1
		SM 2320B-2011	SMS	3
		SM 4500-S2D-2011	JP1	1
		EPA 300.0 Rev 2.1 1993	JCM	3
92708801007	**HAM-AP1-FD-01**	EPA 6010D	DRB	6
		EPA 6020B	MT1	13
		EPA 7470A	VB	1
		SM 2540C-2015	DL1	1
		SM 2320B-2011	SMS	3
		SM 4500-S2D-2011	JP1	1
		EPA 300.0 Rev 2.1 1993	JCM	3

PASI-A = Pace Analytical Services - Asheville
PASI-GA = Pace Analytical Services - Peachtree Corners, GA

This report shall not be reproduced, except in full,
without the written consent of Pace Analytical Services, LLC.

Pace Analytical Services, LLC
9800 Kincey Ave. Suite 100
Huntersville, NC 28078
(704)875-9092

SUMMARY OF DETECTION

Project: Hammond AP-1
Pace Project No.: 92708801

Lab Sample ID / Method	Client Sample ID / Parameters	Result	Units	Report Limit	Analyzed	Qualifiers
92708801001	**HAM-PT-07**					
EPA 6010D	Iron	22.8	mg/L	0.040	01/23/24 17:52	
EPA 6010D	Manganese	5.0	mg/L	0.040	01/23/24 17:52	
EPA 6010D	Potassium	7.1	mg/L	0.50	01/23/24 17:52	
EPA 6010D	Sodium	7.4	mg/L	1.0	01/23/24 17:52	
EPA 6010D	Calcium	162	mg/L	1.0	01/23/24 17:52	
EPA 6010D	Magnesium	23.7	mg/L	0.050	01/23/24 17:52	
EPA 6020B	Arsenic	0.31	mg/L	0.010	01/23/24 17:25	M1
EPA 6020B	Barium	0.080	mg/L	0.0050	01/23/24 17:25	
EPA 6020B	Beryllium	0.00011J	mg/L	0.00050	01/23/24 17:25	
EPA 6020B	Boron	1.1	mg/L	0.040	01/23/24 17:25	M1
EPA 6020B	Cobalt	0.072	mg/L	0.0050	01/23/24 17:25	
EPA 6020B	Lithium	0.080	mg/L	0.030	01/23/24 17:25	
EPA 6020B	Molybdenum	0.010	mg/L	0.010	01/24/24 13:09	
SM 2540C-2015	Total Dissolved Solids	743	mg/L	25.0	01/18/24 13:23	
SM 2320B-2011	Alkalinity,Bicarbonate (CaCO3)	131	mg/L	5.0	01/18/24 14:39	
SM 2320B-2011	Alkalinity, Total as CaCO3	131	mg/L	5.0	01/18/24 14:39	
EPA 300.0 Rev 2.1 1993	Chloride	23.6	mg/L	1.0	01/18/24 12:28	
EPA 300.0 Rev 2.1 1993	Fluoride	0.39	mg/L	0.10	01/18/24 12:28	M1
EPA 300.0 Rev 2.1 1993	Sulfate	374	mg/L	8.0	01/18/24 14:54	
92708801002	**HAM-PT-08**					
EPA 6010D	Iron	6.9	mg/L	0.040	01/23/24 17:57	M1
EPA 6010D	Manganese	2.7	mg/L	0.040	01/23/24 17:57	
EPA 6010D	Potassium	5.9	mg/L	0.50	01/23/24 17:57	M1
EPA 6010D	Sodium	7.3	mg/L	1.0	01/23/24 17:57	M1
EPA 6010D	Calcium	100	mg/L	1.0	01/23/24 17:57	M1
EPA 6010D	Magnesium	13.5	mg/L	0.050	01/23/24 17:57	M1
EPA 6020B	Antimony	0.00061J	mg/L	0.0030	01/23/24 17:40	
EPA 6020B	Arsenic	0.21	mg/L	0.010	01/23/24 17:40	
EPA 6020B	Barium	0.048	mg/L	0.0050	01/23/24 17:40	
EPA 6020B	Beryllium	0.00010J	mg/L	0.00050	01/23/24 17:40	
EPA 6020B	Boron	0.95	mg/L	0.040	01/23/24 17:40	
EPA 6020B	Cobalt	0.035	mg/L	0.0050	01/23/24 17:40	
EPA 6020B	Lithium	0.018J	mg/L	0.030	01/23/24 17:40	
EPA 6020B	Molybdenum	0.028	mg/L	0.010	01/24/24 13:20	
SM 2540C-2015	Total Dissolved Solids	494	mg/L	25.0	01/18/24 13:24	
SM 2320B-2011	Alkalinity,Bicarbonate (CaCO3)	116	mg/L	5.0	01/18/24 14:50	
SM 2320B-2011	Alkalinity, Total as CaCO3	116	mg/L	5.0	01/18/24 14:50	
EPA 300.0 Rev 2.1 1993	Chloride	18.9	mg/L	1.0	01/18/24 13:40	
EPA 300.0 Rev 2.1 1993	Fluoride	0.27	mg/L	0.10	01/18/24 13:40	
EPA 300.0 Rev 2.1 1993	Sulfate	196	mg/L	4.0	01/18/24 15:38	
92708801003	**HAM-PT-09**					
EPA 6010D	Iron	0.11	mg/L	0.040	01/23/24 18:16	
EPA 6010D	Manganese	0.15	mg/L	0.040	01/23/24 18:16	
EPA 6010D	Potassium	5.0	mg/L	0.50	01/23/24 18:16	
EPA 6010D	Sodium	9.9	mg/L	1.0	01/23/24 18:16	
EPA 6010D	Calcium	55.5	mg/L	1.0	01/23/24 18:16	

REPORT OF LABORATORY ANALYSIS

This report shall not be reproduced, except in full,
without the written consent of Pace Analytical Services, LLC.

Pace Analytical Services, LLC
9800 Kincey Ave. Suite 100
Huntersville, NC 28078
(704)875-9092

SUMMARY OF DETECTION

Project: Hammond AP-1
Pace Project No.: 92708801

Lab Sample ID / Method	Client Sample ID / Parameters	Result	Units	Report Limit	Analyzed	Qualifiers
92708801003	**HAM-PT-09**					
EPA 6010D	Magnesium	26.1	mg/L	0.050	01/23/24 18:16	
EPA 6020B	Barium	0.043	mg/L	0.0050	01/23/24 17:44	
EPA 6020B	Boron	1.0	mg/L	0.040	01/23/24 17:44	
EPA 6020B	Cadmium	0.00014J	mg/L	0.00050	01/23/24 17:44	
EPA 6020B	Cobalt	0.00058J	mg/L	0.0050	01/23/24 17:44	
EPA 6020B	Molybdenum	0.50	mg/L	0.050	01/24/24 13:24	
SM 2540C-2015	Total Dissolved Solids	368	mg/L	25.0	01/18/24 13:24	
SM 2320B-2011	Alkalinity,Bicarbonate (CaCO3)	111	mg/L	5.0	01/18/24 15:00	
SM 2320B-2011	Alkalinity, Total as CaCO3	111	mg/L	5.0	01/18/24 15:00	
EPA 300.0 Rev 2.1 1993	Chloride	30.8	mg/L	1.0	01/18/24 13:55	
EPA 300.0 Rev 2.1 1993	Fluoride	0.45	mg/L	0.10	01/18/24 13:55	
EPA 300.0 Rev 2.1 1993	Sulfate	128	mg/L	3.0	01/18/24 16:37	
92708801004	**HAM-PT-10**					
EPA 6010D	Iron	0.30	mg/L	0.040	01/23/24 18:21	
EPA 6010D	Manganese	0.63	mg/L	0.040	01/23/24 18:21	
EPA 6010D	Potassium	8.0	mg/L	0.50	01/23/24 18:21	
EPA 6010D	Sodium	9.3	mg/L	1.0	01/23/24 18:21	
EPA 6010D	Calcium	120	mg/L	1.0	01/23/24 18:21	
EPA 6010D	Magnesium	16.1	mg/L	0.050	01/23/24 18:21	
EPA 6020B	Barium	0.062	mg/L	0.0050	01/23/24 17:47	
EPA 6020B	Boron	2.1	mg/L	0.040	01/23/24 17:47	
EPA 6020B	Cobalt	0.0020J	mg/L	0.0050	01/23/24 17:47	
EPA 6020B	Molybdenum	0.097	mg/L	0.010	01/24/24 13:27	
SM 2540C-2015	Total Dissolved Solids	512	mg/L	25.0	01/18/24 13:24	
SM 2320B-2011	Alkalinity,Bicarbonate (CaCO3)	158	mg/L	5.0	01/18/24 15:19	
SM 2320B-2011	Alkalinity, Total as CaCO3	158	mg/L	5.0	01/18/24 15:19	
EPA 300.0 Rev 2.1 1993	Chloride	55.2	mg/L	1.0	01/18/24 14:10	
EPA 300.0 Rev 2.1 1993	Fluoride	0.27	mg/L	0.10	01/18/24 14:10	
EPA 300.0 Rev 2.1 1993	Sulfate	163	mg/L	4.0	01/18/24 16:52	
92708801006	**HAM-AP1-FB-01**					
SM 2540C-2015	Total Dissolved Solids	26.0	mg/L	25.0	01/18/24 13:25	
92708801007	**HAM-AP1-FD-01**					
EPA 6010D	Iron	0.11	mg/L	0.040	01/23/24 18:50	
EPA 6010D	Manganese	0.15	mg/L	0.040	01/23/24 18:50	
EPA 6010D	Potassium	5.0	mg/L	0.50	01/23/24 18:50	
EPA 6010D	Sodium	10.0	mg/L	1.0	01/23/24 18:50	
EPA 6010D	Calcium	57.0	mg/L	1.0	01/23/24 18:50	
EPA 6010D	Magnesium	26.7	mg/L	0.050	01/23/24 18:50	
EPA 6020B	Barium	0.043	mg/L	0.0050	01/23/24 18:10	
EPA 6020B	Boron	1.0	mg/L	0.040	01/23/24 18:10	
EPA 6020B	Cadmium	0.00014J	mg/L	0.00050	01/23/24 18:10	
EPA 6020B	Cobalt	0.00050J	mg/L	0.0050	01/23/24 18:10	
EPA 6020B	Molybdenum	0.50	mg/L	0.050	01/24/24 14:08	
SM 2540C-2015	Total Dissolved Solids	360	mg/L	25.0	01/18/24 13:25	
SM 2320B-2011	Alkalinity,Bicarbonate (CaCO3)	111	mg/L	5.0	01/18/24 15:50	
SM 2320B-2011	Alkalinity, Total as CaCO3	111	mg/L	5.0	01/18/24 15:50	

REPORT OF LABORATORY ANALYSIS

This report shall not be reproduced, except in full,
without the written consent of Pace Analytical Services, LLC.

Pace Analytical Services, LLC
9800 Kincey Ave. Suite 100
Huntersville, NC 28078
(704)875-9092

SUMMARY OF DETECTION

Project: Hammond AP-1
Pace Project No.: 92708801

Lab Sample ID / Method	Client Sample ID / Parameters	Result	Units	Report Limit	Analyzed	Qualifiers
92708801007	**HAM-AP1-FD-01**					
EPA 300.0 Rev 2.1 1993	Chloride	30.9	mg/L	1.0	01/18/24 14:25	
EPA 300.0 Rev 2.1 1993	Fluoride	0.46	mg/L	0.10	01/18/24 14:25	
EPA 300.0 Rev 2.1 1993	Sulfate	127	mg/L	3.0	01/18/24 17:07	

This report shall not be reproduced, except in full,
without the written consent of Pace Analytical Services, LLC.

Pace Analytical Services, LLC
9800 Kincey Ave. Suite 100
Huntersville, NC 28078
(704)875-9092

ANALYTICAL RESULTS

Project: Hammond AP-1
Pace Project No.: 92708801

Sample: HAM-PT-07 **Lab ID: 92708801001** Collected: 01/16/24 11:11 Received: 01/17/24 12:15 Matrix: Water

Parameters	Results	Units	Report Limit	MDL	DF	Prepared	Analyzed	CAS No.	Qual
6010D ATL ICP	Analytical Method: EPA 6010D Preparation Method: EPA 3010A Pace Analytical Services - Peachtree Corners, GA								
Iron	**22.8**	mg/L	0.040	0.025	1	01/23/24 10:04	01/23/24 17:52	7439-89-6	
Manganese	**5.0**	mg/L	0.040	0.011	1	01/23/24 10:04	01/23/24 17:52	7439-96-5	
Potassium	**7.1**	mg/L	0.50	0.15	1	01/23/24 10:04	01/23/24 17:52	7440-09-7	
Sodium	**7.4**	mg/L	1.0	0.58	1	01/23/24 10:04	01/23/24 17:52	7440-23-5	
Calcium	**162**	mg/L	1.0	0.12	1	01/23/24 10:04	01/23/24 17:52	7440-70-2	
Magnesium	**23.7**	mg/L	0.050	0.012	1	01/23/24 10:04	01/23/24 17:52	7439-95-4	
6020 MET ICPMS	Analytical Method: EPA 6020B Preparation Method: EPA 3005A Pace Analytical Services - Peachtree Corners, GA								
Antimony	ND	mg/L	0.0030	0.00054	1	01/23/24 10:38	01/23/24 17:25	7440-36-0	
Arsenic	**0.31**	mg/L	0.010	0.00084	1	01/23/24 10:38	01/23/24 17:25	7440-38-2	M1
Barium	**0.080**	mg/L	0.0050	0.00047	1	01/23/24 10:38	01/23/24 17:25	7440-39-3	
Beryllium	**0.00011J**	mg/L	0.00050	0.000094	1	01/23/24 10:38	01/23/24 17:25	7440-41-7	
Boron	**1.1**	mg/L	0.040	0.012	1	01/23/24 10:38	01/23/24 17:25	7440-42-8	M1
Cadmium	ND	mg/L	0.00050	0.00010	1	01/23/24 10:38	01/23/24 17:25	7440-43-9	
Chromium	ND	mg/L	0.0050	0.0019	1	01/23/24 10:38	01/23/24 17:25	7440-47-3	
Cobalt	**0.072**	mg/L	0.0050	0.00032	1	01/23/24 10:38	01/23/24 17:25	7440-48-4	
Lead	ND	mg/L	0.0010	0.00016	1	01/23/24 10:38	01/23/24 17:25	7439-92-1	
Lithium	**0.080**	mg/L	0.030	0.0016	1	01/23/24 10:38	01/23/24 17:25	7439-93-2	
Molybdenum	**0.010**	mg/L	0.010	0.00062	1	01/23/24 10:38	01/24/24 13:09	7439-98-7	
Selenium	ND	mg/L	0.0050	0.00096	1	01/23/24 10:38	01/23/24 17:25	7782-49-2	
Thallium	ND	mg/L	0.0010	0.00038	1	01/23/24 10:38	01/23/24 17:25	7440-28-0	
7470 Mercury	Analytical Method: EPA 7470A Preparation Method: EPA 7470A Pace Analytical Services - Peachtree Corners, GA								
Mercury	ND	mg/L	0.00020	0.00013	1	01/25/24 10:00	01/25/24 12:46	7439-97-6	
2540C Total Dissolved Solids	Analytical Method: SM 2540C-2015 Pace Analytical Services - Peachtree Corners, GA								
Total Dissolved Solids	**743**	mg/L	25.0	25.0	1		01/18/24 13:23		
2320B Alkalinity	Analytical Method: SM 2320B-2011 Pace Analytical Services - Asheville								
Alkalinity,Bicarbonate (CaCO3)	**131**	mg/L	5.0	5.0	1		01/18/24 14:39		
Alkalinity,Carbonate (CaCO3)	ND	mg/L	5.0	5.0	1		01/18/24 14:39		
Alkalinity, Total as CaCO3	**131**	mg/L	5.0	5.0	1		01/18/24 14:39		
4500S2D Sulfide Water	Analytical Method: SM 4500-S2D-2011 Pace Analytical Services - Asheville								
Sulfide	ND	mg/L	0.10	0.022	1		01/23/24 02:06	18496-25-8	
300.0 IC Anions 28 Days	Analytical Method: EPA 300.0 Rev 2.1 1993 Pace Analytical Services - Asheville								
Chloride	**23.6**	mg/L	1.0	0.60	1		01/18/24 12:28	16887-00-6	

REPORT OF LABORATORY ANALYSIS

This report shall not be reproduced, except in full,
without the written consent of Pace Analytical Services, LLC.

Pace Analytical Services, LLC
9800 Kincey Ave. Suite 100
Huntersville, NC 28078
(704)875-9092

ANALYTICAL RESULTS

Project: Hammond AP-1
Pace Project No.: 92708801

Sample: HAM-PT-07 **Lab ID: 92708801001** Collected: 01/16/24 11:11 Received: 01/17/24 12:15 Matrix: Water

Parameters	Results	Units	Report Limit	MDL	DF	Prepared	Analyzed	CAS No.	Qual
300.0 IC Anions 28 Days	Analytical Method: EPA 300.0 Rev 2.1 1993 Pace Analytical Services - Asheville								
Fluoride	**0.39**	mg/L	0.10	0.050	1		01/18/24 12:28	16984-48-8	M1
Sulfate	**374**	mg/L	8.0	4.0	8		01/18/24 14:54	14808-79-8	

REPORT OF LABORATORY ANALYSIS

This report shall not be reproduced, except in full,
without the written consent of Pace Analytical Services, LLC.

Pace Analytical Services, LLC
9800 Kincey Ave. Suite 100
Huntersville, NC 28078
(704)875-9092

ANALYTICAL RESULTS

Project: Hammond AP-1
Pace Project No.: 92708801

Sample: HAM-PT-08 **Lab ID: 92708801002** Collected: 01/16/24 12:44 Received: 01/17/24 12:15 Matrix: Water

Parameters	Results	Units	Report Limit	MDL	DF	Prepared	Analyzed	CAS No.	Qual
6010D ATL ICP	Analytical Method: EPA 6010D Preparation Method: EPA 3010A Pace Analytical Services - Peachtree Corners, GA								
Iron	**6.9**	mg/L	0.040	0.025	1	01/23/24 10:04	01/23/24 17:57	7439-89-6	M1
Manganese	**2.7**	mg/L	0.040	0.011	1	01/23/24 10:04	01/23/24 17:57	7439-96-5	
Potassium	**5.9**	mg/L	0.50	0.15	1	01/23/24 10:04	01/23/24 17:57	7440-09-7	M1
Sodium	**7.3**	mg/L	1.0	0.58	1	01/23/24 10:04	01/23/24 17:57	7440-23-5	M1
Calcium	**100**	mg/L	1.0	0.12	1	01/23/24 10:04	01/23/24 17:57	7440-70-2	M1
Magnesium	**13.5**	mg/L	0.050	0.012	1	01/23/24 10:04	01/23/24 17:57	7439-95-4	M1
6020 MET ICPMS	Analytical Method: EPA 6020B Preparation Method: EPA 3005A Pace Analytical Services - Peachtree Corners, GA								
Antimony	**0.00061J**	mg/L	0.0030	0.00054	1	01/23/24 10:38	01/23/24 17:40	7440-36-0	
Arsenic	**0.21**	mg/L	0.010	0.00084	1	01/23/24 10:38	01/23/24 17:40	7440-38-2	
Barium	**0.048**	mg/L	0.0050	0.00047	1	01/23/24 10:38	01/23/24 17:40	7440-39-3	
Beryllium	**0.00010J**	mg/L	0.00050	0.000094	1	01/23/24 10:38	01/23/24 17:40	7440-41-7	
Boron	**0.95**	mg/L	0.040	0.012	1	01/23/24 10:38	01/23/24 17:40	7440-42-8	
Cadmium	ND	mg/L	0.00050	0.00010	1	01/23/24 10:38	01/23/24 17:40	7440-43-9	
Chromium	ND	mg/L	0.0050	0.0019	1	01/23/24 10:38	01/23/24 17:40	7440-47-3	
Cobalt	**0.035**	mg/L	0.0050	0.00032	1	01/23/24 10:38	01/23/24 17:40	7440-48-4	
Lead	ND	mg/L	0.0010	0.00016	1	01/23/24 10:38	01/23/24 17:40	7439-92-1	
Lithium	**0.018J**	mg/L	0.030	0.0016	1	01/23/24 10:38	01/23/24 17:40	7439-93-2	
Molybdenum	**0.028**	mg/L	0.010	0.00062	1	01/23/24 10:38	01/24/24 13:20	7439-98-7	
Selenium	ND	mg/L	0.0050	0.00096	1	01/23/24 10:38	01/23/24 17:40	7782-49-2	
Thallium	ND	mg/L	0.0010	0.00038	1	01/23/24 10:38	01/23/24 17:40	7440-28-0	
7470 Mercury	Analytical Method: EPA 7470A Preparation Method: EPA 7470A Pace Analytical Services - Peachtree Corners, GA								
Mercury	ND	mg/L	0.00020	0.00013	1	01/25/24 10:00	01/25/24 13:18	7439-97-6	
2540C Total Dissolved Solids	Analytical Method: SM 2540C-2015 Pace Analytical Services - Peachtree Corners, GA								
Total Dissolved Solids	**494**	mg/L	25.0	25.0	1		01/18/24 13:24		
2320B Alkalinity	Analytical Method: SM 2320B-2011 Pace Analytical Services - Asheville								
Alkalinity,Bicarbonate (CaCO3)	**116**	mg/L	5.0	5.0	1		01/18/24 14:50		
Alkalinity,Carbonate (CaCO3)	ND	mg/L	5.0	5.0	1		01/18/24 14:50		
Alkalinity, Total as CaCO3	**116**	mg/L	5.0	5.0	1		01/18/24 14:50		
4500S2D Sulfide Water	Analytical Method: SM 4500-S2D-2011 Pace Analytical Services - Asheville								
Sulfide	ND	mg/L	0.10	0.022	1		01/23/24 02:06	18496-25-8	
300.0 IC Anions 28 Days	Analytical Method: EPA 300.0 Rev 2.1 1993 Pace Analytical Services - Asheville								
Chloride	**18.9**	mg/L	1.0	0.60	1		01/18/24 13:40	16887-00-6	

REPORT OF LABORATORY ANALYSIS

This report shall not be reproduced, except in full,
without the written consent of Pace Analytical Services, LLC.

Pace Analytical Services, LLC
9800 Kincey Ave. Suite 100
Huntersville, NC 28078
(704)875-9092

ANALYTICAL RESULTS

Project: Hammond AP-1
Pace Project No.: 92708801

Sample: HAM-PT-08 **Lab ID: 92708801002** Collected: 01/16/24 12:44 Received: 01/17/24 12:15 Matrix: Water

Parameters	Results	Units	Report Limit	MDL	DF	Prepared	Analyzed	CAS No.	Qual
300.0 IC Anions 28 Days	Analytical Method: EPA 300.0 Rev 2.1 1993 Pace Analytical Services - Asheville								
Fluoride	**0.27**	mg/L	0.10	0.050	1		01/18/24 13:40	16984-48-8	
Sulfate	**196**	mg/L	4.0	2.0	4		01/18/24 15:38	14808-79-8	

REPORT OF LABORATORY ANALYSIS

This report shall not be reproduced, except in full,
without the written consent of Pace Analytical Services, LLC.

Pace Analytical Services, LLC
9800 Kincey Ave. Suite 100
Huntersville, NC 28078
(704)875-9092

ANALYTICAL RESULTS

Project: Hammond AP-1
Pace Project No.: 92708801

Sample: HAM-PT-09 **Lab ID: 92708801003** Collected: 01/16/24 12:35 Received: 01/17/24 12:15 Matrix: Water

Parameters	Results	Units	Report Limit	MDL	DF	Prepared	Analyzed	CAS No.	Qual
6010D ATL ICP	Analytical Method: EPA 6010D Preparation Method: EPA 3010A Pace Analytical Services - Peachtree Corners, GA								
Iron	**0.11**	mg/L	0.040	0.025	1	01/23/24 10:04	01/23/24 18:16	7439-89-6	
Manganese	**0.15**	mg/L	0.040	0.011	1	01/23/24 10:04	01/23/24 18:16	7439-96-5	
Potassium	**5.0**	mg/L	0.50	0.15	1	01/23/24 10:04	01/23/24 18:16	7440-09-7	
Sodium	**9.9**	mg/L	1.0	0.58	1	01/23/24 10:04	01/23/24 18:16	7440-23-5	
Calcium	**55.5**	mg/L	1.0	0.12	1	01/23/24 10:04	01/23/24 18:16	7440-70-2	
Magnesium	**26.1**	mg/L	0.050	0.012	1	01/23/24 10:04	01/23/24 18:16	7439-95-4	
6020 MET ICPMS	Analytical Method: EPA 6020B Preparation Method: EPA 3005A Pace Analytical Services - Peachtree Corners, GA								
Antimony	ND	mg/L	0.0030	0.00054	1	01/23/24 10:38	01/23/24 17:44	7440-36-0	
Arsenic	ND	mg/L	0.010	0.00084	1	01/23/24 10:38	01/23/24 17:44	7440-38-2	
Barium	**0.043**	mg/L	0.0050	0.00047	1	01/23/24 10:38	01/23/24 17:44	7440-39-3	
Beryllium	ND	mg/L	0.00050	0.000094	1	01/23/24 10:38	01/23/24 17:44	7440-41-7	
Boron	**1.0**	mg/L	0.040	0.012	1	01/23/24 10:38	01/23/24 17:44	7440-42-8	
Cadmium	**0.00014J**	mg/L	0.00050	0.00010	1	01/23/24 10:38	01/23/24 17:44	7440-43-9	
Chromium	ND	mg/L	0.0050	0.0019	1	01/23/24 10:38	01/23/24 17:44	7440-47-3	
Cobalt	**0.00058J**	mg/L	0.0050	0.00032	1	01/23/24 10:38	01/23/24 17:44	7440-48-4	
Lead	ND	mg/L	0.0010	0.00016	1	01/23/24 10:38	01/23/24 17:44	7439-92-1	
Lithium	ND	mg/L	0.030	0.0016	1	01/23/24 10:38	01/23/24 17:44	7439-93-2	
Molybdenum	**0.50**	mg/L	0.050	0.0031	5	01/23/24 10:38	01/24/24 13:24	7439-98-7	
Selenium	ND	mg/L	0.0050	0.00096	1	01/23/24 10:38	01/23/24 17:44	7782-49-2	
Thallium	ND	mg/L	0.0010	0.00038	1	01/23/24 10:38	01/23/24 17:44	7440-28-0	
7470 Mercury	Analytical Method: EPA 7470A Preparation Method: EPA 7470A Pace Analytical Services - Peachtree Corners, GA								
Mercury	ND	mg/L	0.00020	0.00013	1	01/25/24 10:00	01/25/24 13:21	7439-97-6	
2540C Total Dissolved Solids	Analytical Method: SM 2540C-2015 Pace Analytical Services - Peachtree Corners, GA								
Total Dissolved Solids	**368**	mg/L	25.0	25.0	1		01/18/24 13:24		
2320B Alkalinity	Analytical Method: SM 2320B-2011 Pace Analytical Services - Asheville								
Alkalinity,Bicarbonate (CaCO3)	**111**	mg/L	5.0	5.0	1		01/18/24 15:00		
Alkalinity,Carbonate (CaCO3)	ND	mg/L	5.0	5.0	1		01/18/24 15:00		
Alkalinity, Total as CaCO3	**111**	mg/L	5.0	5.0	1		01/18/24 15:00		
4500S2D Sulfide Water	Analytical Method: SM 4500-S2D-2011 Pace Analytical Services - Asheville								
Sulfide	ND	mg/L	0.10	0.022	1		01/23/24 02:06	18496-25-8	
300.0 IC Anions 28 Days	Analytical Method: EPA 300.0 Rev 2.1 1993 Pace Analytical Services - Asheville								
Chloride	**30.8**	mg/L	1.0	0.60	1		01/18/24 13:55	16887-00-6	

REPORT OF LABORATORY ANALYSIS

This report shall not be reproduced, except in full,
without the written consent of Pace Analytical Services, LLC.

Pace Analytical Services, LLC
9800 Kincey Ave. Suite 100
Huntersville, NC 28078
(704)875-9092

ANALYTICAL RESULTS

Project: Hammond AP-1
Pace Project No.: 92708801

Sample: HAM-PT-09 **Lab ID: 92708801003** Collected: 01/16/24 12:35 Received: 01/17/24 12:15 Matrix: Water

Parameters	Results	Units	Report Limit	MDL	DF	Prepared	Analyzed	CAS No.	Qual
300.0 IC Anions 28 Days	Analytical Method: EPA 300.0 Rev 2.1 1993 Pace Analytical Services - Asheville								
Fluoride	**0.45**	mg/L	0.10	0.050	1		01/18/24 13:55	16984-48-8	
Sulfate	**128**	mg/L	3.0	1.5	3		01/18/24 16:37	14808-79-8	

REPORT OF LABORATORY ANALYSIS

This report shall not be reproduced, except in full,
without the written consent of Pace Analytical Services, LLC.

Pace Analytical Services, LLC
9800 Kincey Ave. Suite 100
Huntersville, NC 28078
(704)875-9092

ANALYTICAL RESULTS

Project: Hammond AP-1
Pace Project No.: 92708801

Sample: HAM-PT-10 **Lab ID: 92708801004** Collected: 01/16/24 14:49 Received: 01/17/24 12:15 Matrix: Water

Parameters	Results	Units	Report Limit	MDL	DF	Prepared	Analyzed	CAS No.	Qual
6010D ATL ICP	Analytical Method: EPA 6010D Preparation Method: EPA 3010A Pace Analytical Services - Peachtree Corners, GA								
Iron	**0.30**	mg/L	0.040	0.025	1	01/23/24 10:04	01/23/24 18:21	7439-89-6	
Manganese	**0.63**	mg/L	0.040	0.011	1	01/23/24 10:04	01/23/24 18:21	7439-96-5	
Potassium	**8.0**	mg/L	0.50	0.15	1	01/23/24 10:04	01/23/24 18:21	7440-09-7	
Sodium	**9.3**	mg/L	1.0	0.58	1	01/23/24 10:04	01/23/24 18:21	7440-23-5	
Calcium	**120**	mg/L	1.0	0.12	1	01/23/24 10:04	01/23/24 18:21	7440-70-2	
Magnesium	**16.1**	mg/L	0.050	0.012	1	01/23/24 10:04	01/23/24 18:21	7439-95-4	
6020 MET ICPMS	Analytical Method: EPA 6020B Preparation Method: EPA 3005A Pace Analytical Services - Peachtree Corners, GA								
Antimony	ND	mg/L	0.0030	0.00054	1	01/23/24 10:38	01/23/24 17:47	7440-36-0	
Arsenic	ND	mg/L	0.010	0.00084	1	01/23/24 10:38	01/23/24 17:47	7440-38-2	
Barium	**0.062**	mg/L	0.0050	0.00047	1	01/23/24 10:38	01/23/24 17:47	7440-39-3	
Beryllium	ND	mg/L	0.00050	0.000094	1	01/23/24 10:38	01/23/24 17:47	7440-41-7	
Boron	**2.1**	mg/L	0.040	0.012	1	01/23/24 10:38	01/23/24 17:47	7440-42-8	
Cadmium	ND	mg/L	0.00050	0.00010	1	01/23/24 10:38	01/23/24 17:47	7440-43-9	
Chromium	ND	mg/L	0.0050	0.0019	1	01/23/24 10:38	01/23/24 17:47	7440-47-3	
Cobalt	**0.0020J**	mg/L	0.0050	0.00032	1	01/23/24 10:38	01/23/24 17:47	7440-48-4	
Lead	ND	mg/L	0.0010	0.00016	1	01/23/24 10:38	01/23/24 17:47	7439-92-1	
Lithium	ND	mg/L	0.030	0.0016	1	01/23/24 10:38	01/23/24 17:47	7439-93-2	
Molybdenum	**0.097**	mg/L	0.010	0.00062	1	01/23/24 10:38	01/24/24 13:27	7439-98-7	
Selenium	ND	mg/L	0.0050	0.00096	1	01/23/24 10:38	01/23/24 17:47	7782-49-2	
Thallium	ND	mg/L	0.0010	0.00038	1	01/23/24 10:38	01/23/24 17:47	7440-28-0	
7470 Mercury	Analytical Method: EPA 7470A Preparation Method: EPA 7470A Pace Analytical Services - Peachtree Corners, GA								
Mercury	ND	mg/L	0.00020	0.00013	1	01/25/24 10:00	01/25/24 13:23	7439-97-6	
2540C Total Dissolved Solids	Analytical Method: SM 2540C-2015 Pace Analytical Services - Peachtree Corners, GA								
Total Dissolved Solids	**512**	mg/L	25.0	25.0	1		01/18/24 13:24		
2320B Alkalinity	Analytical Method: SM 2320B-2011 Pace Analytical Services - Asheville								
Alkalinity,Bicarbonate (CaCO3)	**158**	mg/L	5.0	5.0	1		01/18/24 15:19		
Alkalinity,Carbonate (CaCO3)	ND	mg/L	5.0	5.0	1		01/18/24 15:19		
Alkalinity, Total as CaCO3	**158**	mg/L	5.0	5.0	1		01/18/24 15:19		
4500S2D Sulfide Water	Analytical Method: SM 4500-S2D-2011 Pace Analytical Services - Asheville								
Sulfide	ND	mg/L	0.10	0.022	1		01/23/24 02:07	18496-25-8	
300.0 IC Anions 28 Days	Analytical Method: EPA 300.0 Rev 2.1 1993 Pace Analytical Services - Asheville								
Chloride	**55.2**	mg/L	1.0	0.60	1		01/18/24 14:10	16887-00-6	

REPORT OF LABORATORY ANALYSIS

This report shall not be reproduced, except in full,
without the written consent of Pace Analytical Services, LLC.

Pace Analytical Services, LLC
9800 Kincey Ave. Suite 100
Huntersville, NC 28078
(704)875-9092

ANALYTICAL RESULTS

Project: Hammond AP-1
Pace Project No.: 92708801

Sample: HAM-PT-10 **Lab ID: 92708801004** Collected: 01/16/24 14:49 Received: 01/17/24 12:15 Matrix: Water

Parameters	Results	Units	Report Limit	MDL	DF	Prepared	Analyzed	CAS No.	Qual
300.0 IC Anions 28 Days	Analytical Method: EPA 300.0 Rev 2.1 1993 Pace Analytical Services - Asheville								
Fluoride	**0.27**	mg/L	0.10	0.050	1		01/18/24 14:10	16984-48-8	
Sulfate	**163**	mg/L	4.0	2.0	4		01/18/24 16:52	14808-79-8	

REPORT OF LABORATORY ANALYSIS

This report shall not be reproduced, except in full,
without the written consent of Pace Analytical Services, LLC.

Pace Analytical Services, LLC
9800 Kincey Ave. Suite 100
Huntersville, NC 28078
(704)875-9092

ANALYTICAL RESULTS

Project: Hammond AP-1
Pace Project No.: 92708801

Sample: HAM-AP1-EB-01 **Lab ID: 92708801005** Collected: 01/16/24 15:45 Received: 01/17/24 12:15 Matrix: Water

Parameters	Results	Units	Report Limit	MDL	DF	Prepared	Analyzed	CAS No.	Qual
6010D ATL ICP	Analytical Method: EPA 6010D Preparation Method: EPA 3010A Pace Analytical Services - Peachtree Corners, GA								
Iron	ND	mg/L	0.040	0.025	1	01/23/24 10:04	01/23/24 18:41	7439-89-6	
Manganese	ND	mg/L	0.040	0.011	1	01/23/24 10:04	01/23/24 18:41	7439-96-5	
Potassium	ND	mg/L	0.50	0.15	1	01/23/24 10:04	01/23/24 18:41	7440-09-7	
Sodium	ND	mg/L	1.0	0.58	1	01/23/24 10:04	01/23/24 18:41	7440-23-5	
Calcium	ND	mg/L	1.0	0.12	1	01/23/24 10:04	01/23/24 18:41	7440-70-2	
Magnesium	ND	mg/L	0.050	0.012	1	01/23/24 10:04	01/23/24 18:41	7439-95-4	
6020 MET ICPMS	Analytical Method: EPA 6020B Preparation Method: EPA 3005A Pace Analytical Services - Peachtree Corners, GA								
Antimony	ND	mg/L	0.0030	0.00054	1	01/23/24 10:38	01/23/24 18:02	7440-36-0	
Arsenic	ND	mg/L	0.010	0.00084	1	01/23/24 10:38	01/23/24 18:02	7440-38-2	
Barium	ND	mg/L	0.0050	0.00047	1	01/23/24 10:38	01/23/24 18:02	7440-39-3	
Beryllium	ND	mg/L	0.00050	0.000094	1	01/23/24 10:38	01/23/24 18:02	7440-41-7	
Boron	ND	mg/L	0.040	0.012	1	01/23/24 10:38	01/23/24 18:02	7440-42-8	
Cadmium	ND	mg/L	0.00050	0.00010	1	01/23/24 10:38	01/23/24 18:02	7440-43-9	
Chromium	ND	mg/L	0.0050	0.0019	1	01/23/24 10:38	01/23/24 18:02	7440-47-3	
Cobalt	ND	mg/L	0.0050	0.00032	1	01/23/24 10:38	01/23/24 18:02	7440-48-4	
Lead	ND	mg/L	0.0010	0.00016	1	01/23/24 10:38	01/23/24 18:02	7439-92-1	
Lithium	ND	mg/L	0.030	0.0016	1	01/23/24 10:38	01/23/24 18:02	7439-93-2	
Molybdenum	ND	mg/L	0.010	0.00062	1	01/23/24 10:38	01/24/24 13:31	7439-98-7	
Selenium	ND	mg/L	0.0050	0.00096	1	01/23/24 10:38	01/23/24 18:02	7782-49-2	
Thallium	ND	mg/L	0.0010	0.00038	1	01/23/24 10:38	01/23/24 18:02	7440-28-0	
7470 Mercury	Analytical Method: EPA 7470A Preparation Method: EPA 7470A Pace Analytical Services - Peachtree Corners, GA								
Mercury	ND	mg/L	0.00020	0.00013	1	01/25/24 10:00	01/25/24 13:26	7439-97-6	
2540C Total Dissolved Solids	Analytical Method: SM 2540C-2015 Pace Analytical Services - Peachtree Corners, GA								
Total Dissolved Solids	ND	mg/L	25.0	25.0	1		01/18/24 13:25		
2320B Alkalinity	Analytical Method: SM 2320B-2011 Pace Analytical Services - Asheville								
Alkalinity,Bicarbonate (CaCO3)	ND	mg/L	5.0	5.0	1		01/18/24 15:30		
Alkalinity,Carbonate (CaCO3)	ND	mg/L	5.0	5.0	1		01/18/24 15:30		
Alkalinity, Total as CaCO3	ND	mg/L	5.0	5.0	1		01/18/24 15:30		
4500S2D Sulfide Water	Analytical Method: SM 4500-S2D-2011 Pace Analytical Services - Asheville								
Sulfide	ND	mg/L	0.10	0.022	1		01/23/24 02:07	18496-25-8	
300.0 IC Anions 28 Days	Analytical Method: EPA 300.0 Rev 2.1 1993 Pace Analytical Services - Asheville								
Chloride	ND	mg/L	1.0	0.60	1		01/18/24 11:45	16887-00-6	

REPORT OF LABORATORY ANALYSIS

This report shall not be reproduced, except in full,
without the written consent of Pace Analytical Services, LLC.

Pace Analytical Services, LLC
9800 Kincey Ave. Suite 100
Huntersville, NC 28078
(704)875-9092

ANALYTICAL RESULTS

Project: Hammond AP-1
Pace Project No.: 92708801

Sample: HAM-AP1-EB-01 **Lab ID: 92708801005** Collected: 01/16/24 15:45 Received: 01/17/24 12:15 Matrix: Water

Parameters	Results	Units	Report Limit	MDL	DF	Prepared	Analyzed	CAS No.	Qual
300.0 IC Anions 28 Days	Analytical Method: EPA 300.0 Rev 2.1 1993 Pace Analytical Services - Asheville								
Fluoride	ND	mg/L	0.10	0.050	1		01/18/24 11:45	16984-48-8	
Sulfate	ND	mg/L	1.0	0.50	1		01/18/24 11:45	14808-79-8	

REPORT OF LABORATORY ANALYSIS

This report shall not be reproduced, except in full,
without the written consent of Pace Analytical Services, LLC.

Pace Analytical Services, LLC
9800 Kincey Ave. Suite 100
Huntersville, NC 28078
(704)875-9092

ANALYTICAL RESULTS

Project: Hammond AP-1
Pace Project No.: 92708801

Sample: HAM-AP1-FB-01 **Lab ID: 92708801006** Collected: 01/16/24 15:40 Received: 01/17/24 12:15 Matrix: Water

Parameters	Results	Units	Report Limit	MDL	DF	Prepared	Analyzed	CAS No.	Qual
6010D ATL ICP	Analytical Method: EPA 6010D Preparation Method: EPA 3010A Pace Analytical Services - Peachtree Corners, GA								
Iron	ND	mg/L	0.040	0.025	1	01/23/24 10:04	01/23/24 18:46	7439-89-6	
Manganese	ND	mg/L	0.040	0.011	1	01/23/24 10:04	01/23/24 18:46	7439-96-5	
Potassium	ND	mg/L	0.50	0.15	1	01/23/24 10:04	01/23/24 18:46	7440-09-7	
Sodium	ND	mg/L	1.0	0.58	1	01/23/24 10:04	01/23/24 18:46	7440-23-5	
Calcium	ND	mg/L	1.0	0.12	1	01/23/24 10:04	01/23/24 18:46	7440-70-2	
Magnesium	ND	mg/L	0.050	0.012	1	01/23/24 10:04	01/23/24 18:46	7439-95-4	
6020 MET ICPMS	Analytical Method: EPA 6020B Preparation Method: EPA 3005A Pace Analytical Services - Peachtree Corners, GA								
Antimony	ND	mg/L	0.0030	0.00054	1	01/23/24 10:38	01/23/24 18:06	7440-36-0	
Arsenic	ND	mg/L	0.010	0.00084	1	01/23/24 10:38	01/23/24 18:06	7440-38-2	
Barium	ND	mg/L	0.0050	0.00047	1	01/23/24 10:38	01/23/24 18:06	7440-39-3	
Beryllium	ND	mg/L	0.00050	0.000094	1	01/23/24 10:38	01/23/24 18:06	7440-41-7	
Boron	ND	mg/L	0.040	0.012	1	01/23/24 10:38	01/23/24 18:06	7440-42-8	
Cadmium	ND	mg/L	0.00050	0.00010	1	01/23/24 10:38	01/23/24 18:06	7440-43-9	
Chromium	ND	mg/L	0.0050	0.0019	1	01/23/24 10:38	01/23/24 18:06	7440-47-3	
Cobalt	ND	mg/L	0.0050	0.00032	1	01/23/24 10:38	01/23/24 18:06	7440-48-4	
Lead	ND	mg/L	0.0010	0.00016	1	01/23/24 10:38	01/23/24 18:06	7439-92-1	
Lithium	ND	mg/L	0.030	0.0016	1	01/23/24 10:38	01/23/24 18:06	7439-93-2	
Molybdenum	ND	mg/L	0.010	0.00062	1	01/23/24 10:38	01/24/24 13:35	7439-98-7	
Selenium	ND	mg/L	0.0050	0.00096	1	01/23/24 10:38	01/23/24 18:06	7782-49-2	
Thallium	ND	mg/L	0.0010	0.00038	1	01/23/24 10:38	01/23/24 18:06	7440-28-0	
7470 Mercury	Analytical Method: EPA 7470A Preparation Method: EPA 7470A Pace Analytical Services - Peachtree Corners, GA								
Mercury	ND	mg/L	0.00020	0.00013	1	01/25/24 10:00	01/25/24 13:29	7439-97-6	
2540C Total Dissolved Solids	Analytical Method: SM 2540C-2015 Pace Analytical Services - Peachtree Corners, GA								
Total Dissolved Solids	**26.0**	mg/L	25.0	25.0	1		01/18/24 13:25		
2320B Alkalinity	Analytical Method: SM 2320B-2011 Pace Analytical Services - Asheville								
Alkalinity,Bicarbonate (CaCO3)	ND	mg/L	5.0	5.0	1		01/18/24 15:34		
Alkalinity,Carbonate (CaCO3)	ND	mg/L	5.0	5.0	1		01/18/24 15:34		
Alkalinity, Total as CaCO3	ND	mg/L	5.0	5.0	1		01/18/24 15:34		
4500S2D Sulfide Water	Analytical Method: SM 4500-S2D-2011 Pace Analytical Services - Asheville								
Sulfide	ND	mg/L	0.10	0.022	1		01/23/24 02:08	18496-25-8	
300.0 IC Anions 28 Days	Analytical Method: EPA 300.0 Rev 2.1 1993 Pace Analytical Services - Asheville								
Chloride	ND	mg/L	1.0	0.60	1		01/18/24 12:00	16887-00-6	

REPORT OF LABORATORY ANALYSIS

This report shall not be reproduced, except in full,
without the written consent of Pace Analytical Services, LLC.

Pace Analytical Services, LLC
9800 Kincey Ave. Suite 100
Huntersville, NC 28078
(704)875-9092

ANALYTICAL RESULTS

Project: Hammond AP-1
Pace Project No.: 92708801

Sample: HAM-AP1-FB-01 **Lab ID: 92708801006** Collected: 01/16/24 15:40 Received: 01/17/24 12:15 Matrix: Water

Parameters	Results	Units	Report Limit	MDL	DF	Prepared	Analyzed	CAS No.	Qual
300.0 IC Anions 28 Days	Analytical Method: EPA 300.0 Rev 2.1 1993 Pace Analytical Services - Asheville								
Fluoride	ND	mg/L	0.10	0.050	1		01/18/24 12:00	16984-48-8	
Sulfate	ND	mg/L	1.0	0.50	1		01/18/24 12:00	14808-79-8	

REPORT OF LABORATORY ANALYSIS

This report shall not be reproduced, except in full,
without the written consent of Pace Analytical Services, LLC.

Pace Analytical Services, LLC
9800 Kincey Ave. Suite 100
Huntersville, NC 28078
(704)875-9092

ANALYTICAL RESULTS

Project: Hammond AP-1
Pace Project No.: 92708801

Sample: HAM-AP1-FD-01 **Lab ID: 92708801007** Collected: 01/16/24 00:00 Received: 01/17/24 12:15 Matrix: Water

Parameters	Results	Units	Report Limit	MDL	DF	Prepared	Analyzed	CAS No.	Qual
6010D ATL ICP	Analytical Method: EPA 6010D Preparation Method: EPA 3010A Pace Analytical Services - Peachtree Corners, GA								
Iron	**0.11**	mg/L	0.040	0.025	1	01/23/24 10:04	01/23/24 18:50	7439-89-6	
Manganese	**0.15**	mg/L	0.040	0.011	1	01/23/24 10:04	01/23/24 18:50	7439-96-5	
Potassium	**5.0**	mg/L	0.50	0.15	1	01/23/24 10:04	01/23/24 18:50	7440-09-7	
Sodium	**10.0**	mg/L	1.0	0.58	1	01/23/24 10:04	01/23/24 18:50	7440-23-5	
Calcium	**57.0**	mg/L	1.0	0.12	1	01/23/24 10:04	01/23/24 18:50	7440-70-2	
Magnesium	**26.7**	mg/L	0.050	0.012	1	01/23/24 10:04	01/23/24 18:50	7439-95-4	
6020 MET ICPMS	Analytical Method: EPA 6020B Preparation Method: EPA 3005A Pace Analytical Services - Peachtree Corners, GA								
Antimony	ND	mg/L	0.0030	0.00054	1	01/23/24 10:38	01/23/24 18:10	7440-36-0	
Arsenic	ND	mg/L	0.010	0.00084	1	01/23/24 10:38	01/23/24 18:10	7440-38-2	
Barium	**0.043**	mg/L	0.0050	0.00047	1	01/23/24 10:38	01/23/24 18:10	7440-39-3	
Beryllium	ND	mg/L	0.00050	0.000094	1	01/23/24 10:38	01/23/24 18:10	7440-41-7	
Boron	**1.0**	mg/L	0.040	0.012	1	01/23/24 10:38	01/23/24 18:10	7440-42-8	
Cadmium	**0.00014J**	mg/L	0.00050	0.00010	1	01/23/24 10:38	01/23/24 18:10	7440-43-9	
Chromium	ND	mg/L	0.0050	0.0019	1	01/23/24 10:38	01/23/24 18:10	7440-47-3	
Cobalt	**0.00050J**	mg/L	0.0050	0.00032	1	01/23/24 10:38	01/23/24 18:10	7440-48-4	
Lead	ND	mg/L	0.0010	0.00016	1	01/23/24 10:38	01/23/24 18:10	7439-92-1	
Lithium	ND	mg/L	0.030	0.0016	1	01/23/24 10:38	01/23/24 18:10	7439-93-2	
Molybdenum	**0.50**	mg/L	0.050	0.0031	5	01/23/24 10:38	01/24/24 14:08	7439-98-7	
Selenium	ND	mg/L	0.0050	0.00096	1	01/23/24 10:38	01/23/24 18:10	7782-49-2	
Thallium	ND	mg/L	0.0010	0.00038	1	01/23/24 10:38	01/23/24 18:10	7440-28-0	
7470 Mercury	Analytical Method: EPA 7470A Preparation Method: EPA 7470A Pace Analytical Services - Peachtree Corners, GA								
Mercury	ND	mg/L	0.00020	0.00013	1	01/25/24 10:00	01/25/24 13:31	7439-97-6	
2540C Total Dissolved Solids	Analytical Method: SM 2540C-2015 Pace Analytical Services - Peachtree Corners, GA								
Total Dissolved Solids	**360**	mg/L	25.0	25.0	1		01/18/24 13:25		
2320B Alkalinity	Analytical Method: SM 2320B-2011 Pace Analytical Services - Asheville								
Alkalinity,Bicarbonate (CaCO3)	**111**	mg/L	5.0	5.0	1		01/18/24 15:50		
Alkalinity,Carbonate (CaCO3)	ND	mg/L	5.0	5.0	1		01/18/24 15:50		
Alkalinity, Total as CaCO3	**111**	mg/L	5.0	5.0	1		01/18/24 15:50		
4500S2D Sulfide Water	Analytical Method: SM 4500-S2D-2011 Pace Analytical Services - Asheville								
Sulfide	ND	mg/L	0.10	0.022	1		01/23/24 02:08	18496-25-8	
300.0 IC Anions 28 Days	Analytical Method: EPA 300.0 Rev 2.1 1993 Pace Analytical Services - Asheville								
Chloride	**30.9**	mg/L	1.0	0.60	1		01/18/24 14:25	16887-00-6	

REPORT OF LABORATORY ANALYSIS

This report shall not be reproduced, except in full,
without the written consent of Pace Analytical Services, LLC.

Pace Analytical Services, LLC
9800 Kincey Ave. Suite 100
Huntersville, NC 28078
(704)875-9092

ANALYTICAL RESULTS

Project: Hammond AP-1
Pace Project No.: 92708801

Sample: HAM-AP1-FD-01 **Lab ID: 92708801007** Collected: 01/16/24 00:00 Received: 01/17/24 12:15 Matrix: Water

Parameters	Results	Units	Report Limit	MDL	DF	Prepared	Analyzed	CAS No.	Qual
300.0 IC Anions 28 Days	Analytical Method: EPA 300.0 Rev 2.1 1993 Pace Analytical Services - Asheville								
Fluoride	**0.46**	mg/L	0.10	0.050	1		01/18/24 14:25	16984-48-8	
Sulfate	**127**	mg/L	3.0	1.5	3		01/18/24 17:07	14808-79-8	

REPORT OF LABORATORY ANALYSIS

This report shall not be reproduced, except in full,
without the written consent of Pace Analytical Services, LLC.

Pace Analytical Services, LLC
9800 Kincey Ave. Suite 100
Huntersville, NC 28078
(704)875-9092

QUALITY CONTROL DATA

Project: Hammond AP-1
Pace Project No.: 92708801

QC Batch: 826977
QC Batch Method: EPA 3010A
Analysis Method: EPA 6010D
Analysis Description: 6010D ATL
Laboratory: Pace Analytical Services - Peachtree Corners, GA
Associated Lab Samples: 92708801001, 92708801002, 92708801003, 92708801004, 92708801005, 92708801006, 92708801007

METHOD BLANK: 4276233 Matrix: Water
Associated Lab Samples: 92708801001, 92708801002, 92708801003, 92708801004, 92708801005, 92708801006, 92708801007

Parameter	Units	Blank Result	Reporting Limit	MDL	Analyzed	Qualifiers
Calcium	mg/L	ND	1.0	0.12	01/23/24 17:38	
Iron	mg/L	ND	0.040	0.025	01/23/24 17:38	
Magnesium	mg/L	ND	0.050	0.012	01/23/24 17:38	
Manganese	mg/L	ND	0.040	0.011	01/23/24 17:38	
Potassium	mg/L	ND	0.50	0.15	01/23/24 17:38	
Sodium	mg/L	ND	1.0	0.58	01/23/24 17:38	

LABORATORY CONTROL SAMPLE: 4276234

Parameter	Units	Spike Conc.	LCS Result	LCS % Rec	% Rec Limits	Qualifiers
Calcium	mg/L	1	0.97J	97	80-120	
Iron	mg/L	1	0.99	99	80-120	
Magnesium	mg/L	1	1.0	100	80-120	
Manganese	mg/L	1	0.95	95	80-120	
Potassium	mg/L	1	1.2	117	80-120	
Sodium	mg/L	1	1.0	101	80-120	

MATRIX SPIKE & MATRIX SPIKE DUPLICATE: 4276235 4276236

Parameter	Units	92708801002 Result	MS Spike Conc.	MSD Spike Conc.	MS Result	MSD Result	MS % Rec	MSD % Rec	% Rec Limits	RPD	Max RPD	Qual
Calcium	mg/L	100	1	1	95.6	99.0	-468	-123	75-125	4	20	M1
Iron	mg/L	6.9	1	1	7.5	7.7	62	86	75-125	3	20	M1
Magnesium	mg/L	13.5	1	1	13.7	14.2	22	76	75-125	4	20	M1
Manganese	mg/L	2.7	1	1	3.5	3.6	79	89	75-125	3	20	
Potassium	mg/L	5.9	1	1	6.5	6.7	63	88	75-125	4	20	M1
Sodium	mg/L	7.3	1	1	8.1	8.3	70	97	75-125	3	20	M1

Results presented on this page are in the units indicated by the "Units" column except where an alternate unit is presented to the right of the result.

REPORT OF LABORATORY ANALYSIS

This report shall not be reproduced, except in full,
without the written consent of Pace Analytical Services, LLC.

Pace Analytical Services, LLC
9800 Kincey Ave. Suite 100
Huntersville, NC 28078
(704)875-9092

QUALITY CONTROL DATA

Project: Hammond AP-1
Pace Project No.: 92708801

QC Batch: 826981
QC Batch Method: EPA 3005A
Analysis Method: EPA 6020B
Analysis Description: 6020 MET
Laboratory: Pace Analytical Services - Peachtree Corners, GA
Associated Lab Samples: 92708801001, 92708801002, 92708801003, 92708801004, 92708801005, 92708801006, 92708801007

METHOD BLANK: 4276259 Matrix: Water
Associated Lab Samples: 92708801001, 92708801002, 92708801003, 92708801004, 92708801005, 92708801006, 92708801007

Parameter	Units	Blank Result	Reporting Limit	MDL	Analyzed	Qualifiers
Antimony	mg/L	ND	0.0030	0.00054	01/23/24 17:18	
Arsenic	mg/L	ND	0.010	0.00084	01/23/24 17:18	
Barium	mg/L	ND	0.0050	0.00047	01/23/24 17:18	
Beryllium	mg/L	ND	0.00050	0.000094	01/23/24 17:18	
Boron	mg/L	ND	0.040	0.012	01/23/24 17:18	
Cadmium	mg/L	ND	0.00050	0.00010	01/23/24 17:18	
Chromium	mg/L	ND	0.0050	0.0019	01/23/24 17:18	
Cobalt	mg/L	ND	0.0050	0.00032	01/23/24 17:18	
Lead	mg/L	ND	0.0010	0.00016	01/23/24 17:18	
Lithium	mg/L	ND	0.030	0.0016	01/23/24 17:18	
Molybdenum	mg/L	ND	0.010	0.00062	01/24/24 13:01	
Selenium	mg/L	ND	0.0050	0.00096	01/23/24 17:18	
Thallium	mg/L	ND	0.0010	0.00038	01/23/24 17:18	

LABORATORY CONTROL SAMPLE: 4276260

Parameter	Units	Spike Conc.	LCS Result	LCS % Rec	% Rec Limits	Qualifiers
Antimony	mg/L	0.1	0.094	94	80-120	
Arsenic	mg/L	0.1	0.098	98	80-120	
Barium	mg/L	0.1	0.098	98	80-120	
Beryllium	mg/L	0.1	0.11	107	80-120	
Boron	mg/L	1	1.1	108	80-120	
Cadmium	mg/L	0.1	0.10	100	80-120	
Chromium	mg/L	0.1	0.096	96	80-120	
Cobalt	mg/L	0.1	0.097	97	80-120	
Lead	mg/L	0.1	0.10	102	80-120	
Lithium	mg/L	0.1	0.11	106	80-120	
Molybdenum	mg/L	0.1	0.10	100	80-120	
Selenium	mg/L	0.1	0.10	101	80-120	
Thallium	mg/L	0.1	0.10	101	80-120	

MATRIX SPIKE & MATRIX SPIKE DUPLICATE: 4276261 4276262

Parameter	Units	92708801001 Result	MS Spike Conc.	MSD Spike Conc.	MS Result	MSD Result	MS % Rec	MSD % Rec	% Rec Limits	RPD	Max RPD	Qual
Antimony	mg/L	ND	0.1	0.1	0.10	0.098	99	97	75-125	2	20	
Arsenic	mg/L	0.31	0.1	0.1	0.41	0.38	92	69	75-125	6	20	M1

Results presented on this page are in the units indicated by the "Units" column except where an alternate unit is presented to the right of the result.

REPORT OF LABORATORY ANALYSIS

This report shall not be reproduced, except in full,
without the written consent of Pace Analytical Services, LLC.

Pace Analytical Services, LLC
9800 Kincey Ave. Suite 100
Huntersville, NC 28078
(704)875-9092

QUALITY CONTROL DATA

Project: Hammond AP-1
Pace Project No.: 92708801

MATRIX SPIKE & MATRIX SPIKE DUPLICATE: 4276261 4276262

Parameter	Units	92708801001 Result	MS Spike Conc.	MSD Spike Conc.	MS Result	MSD Result	MS % Rec	MSD % Rec	% Rec Limits	RPD	Max RPD	Qual
Barium	mg/L	0.080	0.1	0.1	0.18	0.17	97	88	75-125	5	20	
Beryllium	mg/L	0.00011J	0.1	0.1	0.090	0.085	90	84	75-125	6	20	
Boron	mg/L	1.1	1	1	1.9	1.8	84	72	75-125	6	20	M1
Cadmium	mg/L	ND	0.1	0.1	0.10	0.097	102	97	75-125	6	20	
Chromium	mg/L	ND	0.1	0.1	0.095	0.093	94	92	75-125	3	20	
Cobalt	mg/L	0.072	0.1	0.1	0.17	0.16	96	86	75-125	7	20	
Lead	mg/L	ND	0.1	0.1	0.093	0.090	93	90	75-125	3	20	
Lithium	mg/L	0.080	0.1	0.1	0.17	0.16	88	78	75-125	6	20	
Molybdenum	mg/L	0.010	0.1	0.1	0.11	ND	100	-10	75-125		20	
Selenium	mg/L	ND	0.1	0.1	0.098	0.096	97	96	75-125	1	20	
Thallium	mg/L	ND	0.1	0.1	0.094	0.091	94	91	75-125	3	20	

Results presented on this page are in the units indicated by the "Units" column except where an alternate unit is presented to the right of the result.

REPORT OF LABORATORY ANALYSIS

This report shall not be reproduced, except in full,
without the written consent of Pace Analytical Services, LLC.

Pace Analytical Services, LLC
9800 Kincey Ave. Suite 100
Huntersville, NC 28078
(704)875-9092

QUALITY CONTROL DATA

Project: Hammond AP-1
Pace Project No.: 92708801

QC Batch: 827718 | Analysis Method: EPA 7470A
QC Batch Method: EPA 7470A | Analysis Description: 7470 Mercury
Laboratory: Pace Analytical Services - Peachtree Corners, GA
Associated Lab Samples: 92708801001, 92708801002, 92708801003, 92708801004, 92708801005, 92708801006, 92708801007

METHOD BLANK: 4279534 Matrix: Water
Associated Lab Samples: 92708801001, 92708801002, 92708801003, 92708801004, 92708801005, 92708801006, 92708801007

Parameter	Units	Blank Result	Reporting Limit	MDL	Analyzed	Qualifiers
Mercury	mg/L	ND	0.00020	0.00013	01/25/24 12:15	

LABORATORY CONTROL SAMPLE: 4279535

Parameter	Units	Spike Conc.	LCS Result	LCS % Rec	% Rec Limits	Qualifiers
Mercury	mg/L	0.0025	0.0026	106	80-120	

MATRIX SPIKE & MATRIX SPIKE DUPLICATE: 4279536 4279537

Parameter	Units	92708377007 Result	MS Spike Conc.	MSD Spike Conc.	MS Result	MSD Result	MS % Rec	MSD % Rec	% Rec Limits	RPD	Max RPD	Qual
Mercury	mg/L	ND	0.0025	0.0025	0.0026	0.0027	104	108	75-125	3	20	

Results presented on this page are in the units indicated by the "Units" column except where an alternate unit is presented to the right of the result.

REPORT OF LABORATORY ANALYSIS

This report shall not be reproduced, except in full,
without the written consent of Pace Analytical Services, LLC.

Pace Analytical Services, LLC
9800 Kincey Ave. Suite 100
Huntersville, NC 28078
(704)875-9092

QUALITY CONTROL DATA

Project: Hammond AP-1
Pace Project No.: 92708801

QC Batch: 826252 | Analysis Method: SM 2540C-2015
QC Batch Method: SM 2540C-2015 | Analysis Description: 2540C Total Dissolved Solids
Laboratory: Pace Analytical Services - Peachtree Corners, GA
Associated Lab Samples: 92708801001, 92708801002, 92708801003, 92708801004, 92708801005, 92708801006, 92708801007

METHOD BLANK: 4272612 Matrix: Water
Associated Lab Samples: 92708801001, 92708801002, 92708801003, 92708801004, 92708801005, 92708801006, 92708801007

Parameter	Units	Blank Result	Reporting Limit	MDL	Analyzed	Qualifiers
Total Dissolved Solids	mg/L	ND	25.0	25.0	01/18/24 13:20	

LABORATORY CONTROL SAMPLE: 4272613

Parameter	Units	Spike Conc.	LCS Result	LCS % Rec	% Rec Limits	Qualifiers
Total Dissolved Solids	mg/L	400	407	102	80-120	

SAMPLE DUPLICATE: 4272614

Parameter	Units	92708549001 Result	Dup Result	RPD	Max RPD	Qualifiers
Total Dissolved Solids	mg/L	300	455	41	10	D6

SAMPLE DUPLICATE: 4272615

Parameter	Units	92708801007 Result	Dup Result	RPD	Max RPD	Qualifiers
Total Dissolved Solids	mg/L	360	388	7	10	

Results presented on this page are in the units indicated by the "Units" column except where an alternate unit is presented to the right of the result.

REPORT OF LABORATORY ANALYSIS

This report shall not be reproduced, except in full,
without the written consent of Pace Analytical Services, LLC.

Pace Analytical Services, LLC
9800 Kincey Ave. Suite 100
Huntersville, NC 28078
(704)875-9092

QUALITY CONTROL DATA

Project: Hammond AP-1
Pace Project No.: 92708801

QC Batch: 826210
QC Batch Method: SM 2320B-2011
Analysis Method: SM 2320B-2011
Analysis Description: 2320B Alkalinity
Laboratory: Pace Analytical Services - Asheville
Associated Lab Samples: 92708801001, 92708801002, 92708801003, 92708801004, 92708801005, 92708801006, 92708801007

METHOD BLANK: 4272455 Matrix: Water
Associated Lab Samples: 92708801001, 92708801002, 92708801003, 92708801004, 92708801005, 92708801006, 92708801007

Parameter	Units	Blank Result	Reporting Limit	MDL	Analyzed	Qualifiers
Alkalinity, Total as CaCO3	mg/L	ND	5.0	5.0	01/18/24 13:47	
Alkalinity,Bicarbonate (CaCO3)	mg/L	ND	5.0	5.0	01/18/24 13:47	
Alkalinity,Carbonate (CaCO3)	mg/L	ND	5.0	5.0	01/18/24 13:47	

LABORATORY CONTROL SAMPLE: 4272456

Parameter	Units	Spike Conc.	LCS Result	LCS % Rec	% Rec Limits	Qualifiers
Alkalinity, Total as CaCO3	mg/L	50	49.9	100	80-120	

LABORATORY CONTROL SAMPLE: 4272457

Parameter	Units	Spike Conc.	LCS Result	LCS % Rec	% Rec Limits	Qualifiers
Alkalinity, Total as CaCO3	mg/L	50	51.1	102	80-120	

MATRIX SPIKE & MATRIX SPIKE DUPLICATE: 4272458 4272459

Parameter	Units	92708801006 Result	MS Spike Conc.	MSD Spike Conc.	MS Result	MSD Result	MS % Rec	MSD % Rec	% Rec Limits	RPD	Max RPD	Qual
Alkalinity, Total as CaCO3	mg/L	ND	50	50	50.5	50.6	101	101	80-120	0	25	

MATRIX SPIKE & MATRIX SPIKE DUPLICATE: 4272460 4272461

Parameter	Units	92708801007 Result	MS Spike Conc.	MSD Spike Conc.	MS Result	MSD Result	MS % Rec	MSD % Rec	% Rec Limits	RPD	Max RPD	Qual
Alkalinity, Total as CaCO3	mg/L	111	50	50	161	163	99	103	80-120	1	25	

Results presented on this page are in the units indicated by the "Units" column except where an alternate unit is presented to the right of the result.

REPORT OF LABORATORY ANALYSIS

This report shall not be reproduced, except in full,
without the written consent of Pace Analytical Services, LLC.

Pace Analytical Services, LLC
9800 Kincey Ave. Suite 100
Huntersville, NC 28078
(704)875-9092

QUALITY CONTROL DATA

Project: Hammond AP-1
Pace Project No.: 92708801

QC Batch: 827060
QC Batch Method: SM 4500-S2D-2011
Analysis Method: SM 4500-S2D-2011
Analysis Description: 4500S2D Sulfide Water
Laboratory: Pace Analytical Services - Asheville
Associated Lab Samples: 92708801001, 92708801002, 92708801003, 92708801004, 92708801005, 92708801006, 92708801007

METHOD BLANK: 4276548 Matrix: Water
Associated Lab Samples: 92708801001, 92708801002, 92708801003, 92708801004, 92708801005, 92708801006, 92708801007

Parameter	Units	Blank Result	Reporting Limit	MDL	Analyzed	Qualifiers
Sulfide	mg/L	ND	0.10	0.022	01/23/24 02:04	

LABORATORY CONTROL SAMPLE: 4276549

Parameter	Units	Spike Conc.	LCS Result	LCS % Rec	% Rec Limits	Qualifiers
Sulfide	mg/L	0.5	0.51	102	80-120	

MATRIX SPIKE & MATRIX SPIKE DUPLICATE: 4276552 4276553

Parameter	Units	92708825008 Result	MS Spike Conc.	MSD Spike Conc.	MS Result	MSD Result	MS % Rec	MSD % Rec	% Rec Limits	RPD	Max RPD	Qual
Sulfide	mg/L	ND	0.5	0.5	0.50	0.51	100	102	80-120	1	10	

MATRIX SPIKE & MATRIX SPIKE DUPLICATE: 4276587 4276588

Parameter	Units	92708825004 Result	MS Spike Conc.	MSD Spike Conc.	MS Result	MSD Result	MS % Rec	MSD % Rec	% Rec Limits	RPD	Max RPD	Qual
Sulfide	mg/L	ND	0.5	0.5	0.55	0.48	109	96	80-120	13	10	R1

Results presented on this page are in the units indicated by the "Units" column except where an alternate unit is presented to the right of the result.

REPORT OF LABORATORY ANALYSIS

This report shall not be reproduced, except in full,
without the written consent of Pace Analytical Services, LLC.

Pace Analytical Services, LLC
9800 Kincey Ave. Suite 100
Huntersville, NC 28078
(704)875-9092

QUALITY CONTROL DATA

Project: Hammond AP-1
Pace Project No.: 92708801

QC Batch: 826195
QC Batch Method: EPA 300.0 Rev 2.1 1993
Analysis Method: EPA 300.0 Rev 2.1 1993
Analysis Description: 300.0 IC Anions
Laboratory: Pace Analytical Services - Asheville
Associated Lab Samples: 92708801001, 92708801002, 92708801003, 92708801004, 92708801005, 92708801006, 92708801007

METHOD BLANK: 4272430 Matrix: Water
Associated Lab Samples: 92708801001, 92708801002, 92708801003, 92708801004, 92708801005, 92708801006, 92708801007

Parameter	Units	Blank Result	Reporting Limit	MDL	Analyzed	Qualifiers
Chloride	mg/L	ND	1.0	0.60	01/18/24 11:16	
Fluoride	mg/L	ND	0.10	0.050	01/18/24 11:16	
Sulfate	mg/L	ND	1.0	0.50	01/18/24 11:16	

LABORATORY CONTROL SAMPLE: 4272431

Parameter	Units	Spike Conc.	LCS Result	LCS % Rec	% Rec Limits	Qualifiers
Chloride	mg/L	50	49.5	99	90-110	
Fluoride	mg/L	2.5	2.5	99	90-110	
Sulfate	mg/L	50	49.3	99	90-110	

MATRIX SPIKE & MATRIX SPIKE DUPLICATE: 4272434 4272435

Parameter	Units	92708801001 Result	MS Spike Conc.	MSD Spike Conc.	MS Result	MSD Result	MS % Rec	MSD % Rec	% Rec Limits	RPD	Max RPD	Qual
Chloride	mg/L	23.6	50	50	73.1	74.2	99	101	90-110	1	10	
Fluoride	mg/L	0.39	2.5	2.5	3.6	3.6	127	128	90-110	1	10	M1
Sulfate	mg/L	374	50	50	420	423	90	98	90-110	1	10	

Results presented on this page are in the units indicated by the "Units" column except where an alternate unit is presented to the right of the result.

REPORT OF LABORATORY ANALYSIS

This report shall not be reproduced, except in full,
without the written consent of Pace Analytical Services, LLC.

Pace Analytical Services, LLC
9800 Kincey Ave. Suite 100
Huntersville, NC 28078
(704)875-9092

QUALIFIERS

Project: Hammond AP-1
Pace Project No.: 92708801

DEFINITIONS

DF - Dilution Factor, if reported, represents the factor applied to the reported data due to dilution of the sample aliquot.

ND - Not Detected at or above adjusted reporting limit.

TNTC - Too Numerous To Count

J - Estimated concentration above the adjusted method detection limit and below the adjusted reporting limit.

MDL - Adjusted Method Detection Limit.

PQL - Practical Quantitation Limit.

RL - Reporting Limit - The lowest concentration value that meets project requirements for quantitative data with known precision and bias for a specific analyte in a specific matrix.

S - Surrogate

1,2-Diphenylhydrazine decomposes to and cannot be separated from Azobenzene using Method 8270. The result for each analyte is a combined concentration.

Consistent with EPA guidelines, unrounded data are displayed and have been used to calculate % recovery and RPD values.

LCS(D) - Laboratory Control Sample (Duplicate)

MS(D) - Matrix Spike (Duplicate)

DUP - Sample Duplicate

RPD - Relative Percent Difference

NC - Not Calculable.

SG - Silica Gel - Clean-Up

U - Indicates the compound was analyzed for, but not detected.

Acid preservation may not be appropriate for 2 Chloroethylvinyl ether.

A separate vial preserved to a pH of 4-5 is recommended in SW846 Chapter 4 for the analysis of Acrolein and Acrylonitrile by EPA Method 8260.

N-Nitrosodiphenylamine decomposes and cannot be separated from Diphenylamine using Method 8270. The result reported for each analyte is a combined concentration.

Reported results are not rounded until the final step prior to reporting. Therefore, calculated parameters that are typically reported as "Total" may vary slightly from the sum of the reported component parameters.

Pace Analytical is TNI accredited. Contact your Pace PM for the current list of accredited analytes.

TNI - The NELAC Institute.

ANALYTE QUALIFIERS

D6	The precision between the sample and sample duplicate exceeded laboratory control limits.
M1	Matrix spike recovery exceeded QC limits. Batch accepted based on laboratory control sample (LCS) recovery.
R1	RPD value was outside control limits.

This report shall not be reproduced, except in full,
without the written consent of Pace Analytical Services, LLC.

Pace Analytical Services, LLC
9800 Kincey Ave. Suite 100
Huntersville, NC 28078
(704)875-9092

QUALITY CONTROL DATA CROSS REFERENCE TABLE

Project: Hammond AP-1
Pace Project No.: 92708801

Lab ID	Sample ID	QC Batch Method	QC Batch	Analytical Method	Analytical Batch
92708801001	**HAM-PT-07**	EPA 3010A	826977	EPA 6010D	827187
92708801002	**HAM-PT-08**	EPA 3010A	826977	EPA 6010D	827187
92708801003	**HAM-PT-09**	EPA 3010A	826977	EPA 6010D	827187
92708801004	**HAM-PT-10**	EPA 3010A	826977	EPA 6010D	827187
92708801005	**HAM-AP1-EB-01**	EPA 3010A	826977	EPA 6010D	827187
92708801006	**HAM-AP1-FB-01**	EPA 3010A	826977	EPA 6010D	827187
92708801007	**HAM-AP1-FD-01**	EPA 3010A	826977	EPA 6010D	827187
92708801001	**HAM-PT-07**	EPA 3005A	826981	EPA 6020B	827247
92708801002	**HAM-PT-08**	EPA 3005A	826981	EPA 6020B	827247
92708801003	**HAM-PT-09**	EPA 3005A	826981	EPA 6020B	827247
92708801004	**HAM-PT-10**	EPA 3005A	826981	EPA 6020B	827247
92708801005	**HAM-AP1-EB-01**	EPA 3005A	826981	EPA 6020B	827247
92708801006	**HAM-AP1-FB-01**	EPA 3005A	826981	EPA 6020B	827247
92708801007	**HAM-AP1-FD-01**	EPA 3005A	826981	EPA 6020B	827247
92708801001	**HAM-PT-07**	EPA 7470A	827718	EPA 7470A	827759
92708801002	**HAM-PT-08**	EPA 7470A	827718	EPA 7470A	827759
92708801003	**HAM-PT-09**	EPA 7470A	827718	EPA 7470A	827759
92708801004	**HAM-PT-10**	EPA 7470A	827718	EPA 7470A	827759
92708801005	**HAM-AP1-EB-01**	EPA 7470A	827718	EPA 7470A	827759
92708801006	**HAM-AP1-FB-01**	EPA 7470A	827718	EPA 7470A	827759
92708801007	**HAM-AP1-FD-01**	EPA 7470A	827718	EPA 7470A	827759
92708801001	**HAM-PT-07**	SM 2540C-2015	826252		
92708801002	**HAM-PT-08**	SM 2540C-2015	826252		
92708801003	**HAM-PT-09**	SM 2540C-2015	826252		
92708801004	**HAM-PT-10**	SM 2540C-2015	826252		
92708801005	**HAM-AP1-EB-01**	SM 2540C-2015	826252		
92708801006	**HAM-AP1-FB-01**	SM 2540C-2015	826252		
92708801007	**HAM-AP1-FD-01**	SM 2540C-2015	826252		
92708801001	**HAM-PT-07**	SM 2320B-2011	826210		
92708801002	**HAM-PT-08**	SM 2320B-2011	826210		
92708801003	**HAM-PT-09**	SM 2320B-2011	826210		
92708801004	**HAM-PT-10**	SM 2320B-2011	826210		
92708801005	**HAM-AP1-EB-01**	SM 2320B-2011	826210		
92708801006	**HAM-AP1-FB-01**	SM 2320B-2011	826210		
92708801007	**HAM-AP1-FD-01**	SM 2320B-2011	826210		
92708801001	**HAM-PT-07**	SM 4500-S2D-2011	827060		
92708801002	**HAM-PT-08**	SM 4500-S2D-2011	827060		
92708801003	**HAM-PT-09**	SM 4500-S2D-2011	827060		
92708801004	**HAM-PT-10**	SM 4500-S2D-2011	827060		
92708801005	**HAM-AP1-EB-01**	SM 4500-S2D-2011	827060		
92708801006	**HAM-AP1-FB-01**	SM 4500-S2D-2011	827060		
92708801007	**HAM-AP1-FD-01**	SM 4500-S2D-2011	827060		
92708801001	**HAM-PT-07**	EPA 300.0 Rev 2.1 1993	826195		
92708801002	**HAM-PT-08**	EPA 300.0 Rev 2.1 1993	826195		
92708801003	**HAM-PT-09**	EPA 300.0 Rev 2.1 1993	826195		
92708801004	**HAM-PT-10**	EPA 300.0 Rev 2.1 1993	826195		

REPORT OF LABORATORY ANALYSIS

This report shall not be reproduced, except in full,
without the written consent of Pace Analytical Services, LLC.

Pace Analytical Services, LLC
9800 Kincey Ave. Suite 100
Huntersville, NC 28078
(704)875-9092

QUALITY CONTROL DATA CROSS REFERENCE TABLE

Project: Hammond AP-1
Pace Project No.: 92708801

Lab ID	Sample ID	QC Batch Method	QC Batch	Analytical Method	Analytical Batch
92708801005	**HAM-AP1-EB-01**	EPA 300.0 Rev 2.1 1993	826195		
92708801006	**HAM-AP1-FB-01**	EPA 300.0 Rev 2.1 1993	826195		
92708801007	**HAM-AP1-FD-01**	EPA 300.0 Rev 2.1 1993	826195		

This report shall not be reproduced, except in full,
without the written consent of Pace Analytical Services, LLC.

Pace ANALYTICAL SERVICES

DC#_Title: ENV-FRM-HUN1-0083 v03_Sample Condition Upon Receipt

Effective Date: 11/29/2023

Laboratory receiving samples:

Asheville ☐ Eden ☐ Greenwood ☐ Huntersville ☐ Raleigh ☐ Mechanicsville ☐ Atlanta ☑ Kernersville ☐

Sample Condition Upon Receipt

Client Name: GA Power

Project #: WO# : 92708801

92708801

Courier: ☐ Fed Ex ☐ UPS ☐ USPS ☐ Client ☐ Commercial ☑ Pace ☐ Other:____

Custody Seal Present? ☐ Yes ☑ No **Seals Intact?** ☐ Yes ☐ No ☑ N/A

Date/Initials Person Examining Contents: 1/17/24 CAM

Packing Material: ☐ Bubble Wrap ☐ Bubble Bags ☑ None ☐ Other

Biological Tissue Frozen? ☐ Yes ☐ No ☑ N/A

Thermometer: ☑ IR Gun ID: 083

Type of Ice: ☑ Wet ☐ Blue ☐ None

Cooler Temp: 0.2 **Correction Factor:** Add/Subtract (°C) 0.0

Temp should be above freezing to 6°C

☐ Samples out of temp criteria. Samples on ice, cooling process has begun

Cooler Temp Corrected (°C): 0.2

USDA Regulated Soil (☐ N/A, water sample)

Did samples originate in a quarantine zone within the United States: CA, NY, or SC (check maps)? ☐ Yes ☐ No

Did samples originate from a foreign source (internationally, including Hawaii and Puerto Rico)? ☐ Yes ☐ No

				Comments/Discrepancy:
Chain of Custody Present?	☑ Yes	☐ No	☐ N/A	1.
Samples Arrived within Hold Time?	☑ Yes	☐ No	☐ N/A	2.
Short Hold Time Analysis (<72 hr.)?	☐ Yes	☑ No	☐ N/A	3.
Rush Turn Around Time Requested?	☐ Yes	☑ No	☐ N/A	4.
Sufficient Volume?	☑ Yes	☐ No	☐ N/A	5.
Correct Containers Used?	☑ Yes	☐ No	☐ N/A	6.
-Pace Containers Used?	☑ Yes	☐ No	☐ N/A	
Containers Intact?	☑ Yes	☐ No	☐ N/A	7.
Dissolved analysis: Samples Field Filtered?	☐ Yes	☐ No	☑ N/A	8.
Sample Labels Match COC? -Includes Date/Time/ID/Analysis Matrix: W	☑ Yes	☐ No	☐ N/A	9.
Headspace in VOA Vials (>5-6mm)?	☐ Yes	☐ No	☑ N/A	10.
Trip Blank Present?	☐ Yes	☐ No	☑ N/A	11.
Trip Blank Custody Seals Present?	☐ Yes	☐ No	☑ N/A	

COMMENTS/SAMPLE DISCREPANCY

Field Data Required? ☐ Yes ☐ No

Lot ID of split containers:

CLIENT NOTIFICATION/RESOLUTION

Person contacted: _____ Date/Time: _____

Project Manager SCURF Review: _____ **Date:** _____

Project Manager SRF Review: _____ **Date:** _____

*Check mark top half of box if pH and/or dechlorination is verified and within the acceptance range for preservation samples.

Exceptions: VOA, Coliform, TOC, Oil and Grease, DRO/8015 (water) DOC, LLHg

**Bottom half of box is to list number of bottles

***Check all unpreserved Nitrates for chlorine

Project # WO#:92708801

PM: BV Due Date: 01/31/24

CLIENT: 92- GP-HAM

Item#	BP4U-125 mL Plastic Unpreserved (N/A) (Cl-)	BP3U-250 mL Plastic Unpreserved (N/A)	BP2U-500 mL Plastic Unpreserved (N/A)	BP1U-1 liter Plastic Unpreserved (N/A)	BP4S-125 mL Plastic H2SO4 (pH < 2) (Cl-)	BP3N-250 mL plastic HNO3 (pH < 2)	BP4Z-125 mL Plastic ZN Acetate & NaOH (>9)	BP4B-125 mL Plastic NaOH (pH > 12) (Cl-)	WGFU-Wide-mouthed Glass jar Unpreserved	AG1U-1 liter Amber Unpreserved (N/A) (Cl-)	AG1H-1 liter Amber HCl (pH < 2)	AG3U-250 mL Amber Unpreserved (N/A) (Cl-)	AG1S-1 liter Amber H2SO4 (pH < 2)	AG3S-250 mL Amber H2SO4 (pH < 2)	DG94-40 mL Amber NH4Cl (N/A)(Cl-)	DG9H-40 mL VOA HCl (N/A)	VG9T-40 mL VOA Na2S2O3 (N/A)	VG9U-40 mL VOA Unpreserved (N/A)	DG9V-40 mL VOA H3PO4 (N/A)	KP7U-50 mL Plastic Unpreserved (N/A)	V/GK (3 vials per kit)-VPH/Gas kit (N/A)	SP5T-125 mL Sterile Plastic (N/A – lab)	SP2T-250 mL Sterile Plastic (N/A – lab)		BP3R-250 mL Plastic (NH2)2SO4 (9.3-9.7)	AG0U-100 mL Amber Unpreserved (N/A) (Cl-)	VSGU-20 mL Scintillation vials (N/A)	DG9U-40 mL Amber Unpreserved vials (N/A)
1		2	1			1	1																						
2		2	1			1	1																						
3		2	1			2	1																						
4		2	1			1	1																						
5		2	1			1	1																						
6		2	1			1	1																						
7		2	1			1	1																						
8																													
9																													
10																													
11																													
12																													

pH Adjustment Log for Preserved Samples

Sample ID	Type of Preservative	pH upon receipt	Date preservation adjusted	Time preservation adjusted	Amount of Preservative added	Lot #

Note: Whenever there is a discrepancy affecting North Carolina compliance samples, a copy of this form will be sent to the North Carolina DENR Certification Office (i.e. Out of hold, incorrect preservative, out of temp, incorrect containers.

Pace Analytical
www.pacelabs.com

CHAIN-OF-CUSTODY / Analytical Request Document

The Chain-of-Custody is a LEGAL DOCUMENT. All relevant fields must be completed accurately.

Page: 1 of 1

Section A Required Client Information:

Company:	GA Power
Address:	Atlanta, GA
Email To:	SCS Contacts
Phone:	Fax:
Requested Due Date/TAT:	10 day

Section B Required Project Information:

Report To:	SCS Contacts
Copy To:	Geosyntec Contacts
Purchase Order No.:	GPC82474-0001
Project Name:	Hammond AP-1
Project Number:	

Section C Invoice Information:

Attention:	Southern Co.
Company Name:	
Address:	
Pace Quote Reference:	
Pace Project Manager:	Bonnie Vang
Pace Profile #:	10839

REGULATORY AGENCY

NPDES GROUND WATER DRINKING WATER
UST RCRA OTHER CCR

Site Location STATE: GA

Section D Required Client Information

SAMPLE ID
(A-Z, 0-9 / ,-)
Sample IDs MUST BE UNIQUE

Valid Matrix Codes

MATRIX	CODE
DRINKING WATER	DW
WATER	WT
WASTE WATER	WW
PRODUCT	P
SOIL/SOLID	SL
OIL	OL
WIPE	WP
AIR	AR
OTHER	OT
TISSUE	TS

Requested Analysis Filtered (Y/N)

ITEM #	SAMPLE ID	MATRIX CODE (see valid codes to left)	SAMPLE TYPE (G=GRAB C=COMP)	COLLECTED COMPOSITE DATE	COLLECTED COMPOSITE TIME	COLLECTED COMPOSITE DATE	COLLECTED COMPOSITE TIME	SAMPLE TEMP AT COLLECTION	# OF CONTAINERS	Preservatives: Unpreserved	H_2SO_4	HNO_3	HCl	NaOH	$Na_2S_2O_3$	Methanol	Other	Analysis Test Y/N	Chloride, Fluoride, Sulfate	Full App III and IV metals	Major Ions (Profile 10839-2)	TDS	Residual Chlorine (Y/N)	Pace Project No./ Lab I.D.
1	HAM-PT-07	WG	G	1/16/2024	1111			17	5	3		1					1		X	X	X	X	N	
2	HAM-PT-08	WG	G	1/16/2024	1244			19	5	3		1					1		X	X	X	X	N	
3	HAM-PT-09	WG	G	1/16/2024	1235			14	5	3		1					1		X	X	X	X	N	
4	HAM-PT-10	WG	G	1/16/2024	1449			17	5	3		1					1		X	X	X	X	N	
5	HAM-AP1-EB-01	WQ	G	1/16/2024	1545			14	5	3		1					1		X	X	X	X	N	
6	HAM-AP1-FB-01	WQ	G	1/16/2024	1540			14	5	3		1					1		X	X	X	X	N	
7	HAM-AP1-FD-01	WG	G	1/16/2024	0000			14	5	3		1					1		X	X	X	X	N	
8																								
9																								
10																								
11																								
12																								

ADDITIONAL COMMENTS	RELINQUISHED BY / AFFILIATION	DATE	TIME	ACCEPTED BY / AFFILIATION	DATE	TIME	SAMPLE CONDITIONS
Task Code: HAM-CCR-CA-20240116	Thomas Kessler / Geosyntec	1/17/2024	1215	Ryan Williams / Pace	1/17/24	1215	
	Ryan Williams / Pace	1/17/2024	1615		1/17/24	1515	

SAMPLER NAME AND SIGNATURE

PRINT Name of SAMPLER: Zain Webb, Thomas Kessler / Geosyntec Consultants, Inc.

SIGNATURE of SAMPLER: Zain Webb, Thomas Kessler DATE Signed (MM/DD/YY): 1-17-24

Temp in °C	Received on Ice (Y/N)	Custody Sealed Cooler (Y/N)	Samples Intact (Y/N)

*Important Note: By signing this form you are accepting Pace's NET 30 day payment terms and agreeing to late charges of 1.5% per month for any invoices not paid within 30 days.

F-ALL-Q-020rev.07, 15-Feb-2007

FIELD SAMPLING REPORTS

Low-Flow Test Report:

Test Date / Time: 1/3/2024 1:09:47 PM
Project: Plant Hammond
Operator Name: Zain Webb

Location Name: PT-07 **Well Diameter: 2 in** **Casing Type: PVC** **Screen Length: 10 ft** **Top of Screen: 37.75 ft** **Total Depth: 47.75 ft** **Initial Depth to Water: 27.71 ft**	**Pump Type: Bladder** **Tubing Type: Polyethylene** **Pump Intake From TOC: 42.75 ft** **Estimated Total Volume Pumped: 18.75 liter** **Flow Cell Volume: 90 ml** **Final Flow Rate: 150 ml/min** **Final Draw Down: -0.24 ft**	**Instrument Used: Aqua TROLL 400** **Serial Number: 851413**

Test Notes:
Two Bottles: Metals and Sulfate. Bladder pump issues from 1:39 pm - 1:54 pm, replaced missing o-ring for air intake.
Fe > 7.5 mg/L

Weather Conditions:
Cloudy, 40 degrees F.

Low-Flow Readings:

Date Time	Elapsed Time	pH	Temperature	Specific Conductivity	RDO Concentration	Turbidity	ORP	Depth to Water	Flow
		+/- 0.1	+/- 0.5	+/- 5 %	+/- 0.2	+/- 5	+/- 10	+/- 0.3	
1/3/2024 1:09 PM	00:00	7.00 pH	16.87 °C	800.90 µS/cm	5.46 mg/L	1,173.0 NTU	-29.3 mV	27.71 ft	100.00 ml/min
1/3/2024 1:14 PM	05:00	7.00 pH	16.92 °C	803.81 µS/cm	5.32 mg/L	1,177.0 NTU	-30.3 mV	23.73 ft	100.00 ml/min
1/3/2024 1:19 PM	10:00	7.01 pH	16.96 °C	807.41 µS/cm	5.31 mg/L	1,128.0 NTU	-30.2 mV	23.73 ft	100.00 ml/min
1/3/2024 1:24 PM	15:00	7.01 pH	17.01 °C	805.56 µS/cm	5.36 mg/L	1,028.0 NTU	-31.2 mV	23.73 ft	100.00 ml/min
1/3/2024 1:29 PM	20:00	7.01 pH	17.05 °C	805.48 µS/cm	5.41 mg/L	913.00 NTU	-31.6 mV	23.73 ft	100.00 ml/min
1/3/2024 1:34 PM	25:00	7.01 pH	17.32 °C	803.85 µS/cm	5.41 mg/L	873.00 NTU	-33.5 mV	23.73 ft	100.00 ml/min
1/3/2024 1:39 PM	30:00	7.02 pH	17.05 °C	804.83 µS/cm	5.34 mg/L	---	-28.5 mV	23.73 ft	0.00 ml/min
1/3/2024 1:44 PM	35:00	5.95 pH	16.32 °C	0.63 µS/cm	9.60 mg/L	---	81.4 mV	23.73 ft	0.00 ml/min
1/3/2024 1:49 PM	40:00	7.03 pH	14.87 °C	0.52 µS/cm	9.95 mg/L	---	79.5 mV	23.73 ft	0.00 ml/min
1/3/2024 1:54 PM	45:00	7.10 pH	13.90 °C	0.46 µS/cm	10.15 mg/L	---	126.9 mV	23.73 ft	0.00 ml/min
1/3/2024 1:59 PM	50:00	7.07 pH	11.66 °C	821.84 µS/cm	8.18 mg/L	43.80 NTU	-12.1 mV	27.47 ft	150.00 ml/min
1/3/2024 2:04 PM	55:00	7.00 pH	17.05 °C	838.76 µS/cm	0.61 mg/L	36.90 NTU	-93.5 mV	27.47 ft	150.00 ml/min
1/3/2024 2:09 PM	01:00:00	7.01 pH	17.47 °C	838.83 µS/cm	0.37 mg/L	32.00 NTU	-101.8 mV	27.47 ft	150.00 ml/min

1/3/2024 2:14 PM	01:05:00	7.01 pH	17.68 °C	836.87 µS/cm	0.42 mg/L	29.70 NTU	-99.2 mV	27.47 ft	150.00 ml/min
1/3/2024 2:19 PM	01:10:00	7.01 pH	17.72 °C	835.14 µS/cm	0.46 mg/L	35.50 NTU	-96.8 mV	27.47 ft	150.00 ml/min
1/3/2024 2:24 PM	01:15:00	7.01 pH	17.81 °C	835.30 µS/cm	0.43 mg/L	34.10 NTU	-98.8 mV	27.47 ft	150.00 ml/min
1/3/2024 2:29 PM	01:20:00	7.01 pH	17.86 °C	835.91 µS/cm	0.47 mg/L	33.60 NTU	-98.7 mV	27.47 ft	150.00 ml/min
1/3/2024 2:34 PM	01:25:00	7.02 pH	17.90 °C	835.87 µS/cm	0.35 mg/L	32.80 NTU	-103.5 mV	27.47 ft	150.00 ml/min
1/3/2024 2:39 PM	01:30:00	7.02 pH	17.90 °C	836.96 µS/cm	0.30 mg/L	31.50 NTU	-105.8 mV	27.47 ft	150.00 ml/min
1/3/2024 2:44 PM	01:35:00	7.02 pH	17.91 °C	837.80 µS/cm	0.22 mg/L	25.80 NTU	-110.5 mV	27.47 ft	150.00 ml/min
1/3/2024 2:49 PM	01:40:00	7.02 pH	17.99 °C	837.84 µS/cm	0.17 mg/L	21.20 NTU	-111.2 mV	27.47 ft	150.00 ml/min
1/3/2024 2:54 PM	01:45:00	7.02 pH	17.94 °C	838.86 µS/cm	0.14 mg/L	16.50 NTU	-114.2 mV	27.47 ft	150.00 ml/min
1/3/2024 2:59 PM	01:50:00	7.03 pH	17.85 °C	838.53 µS/cm	0.14 mg/L	14.50 NTU	-116.7 mV	27.47 ft	150.00 ml/min
1/3/2024 3:04 PM	01:55:00	7.03 pH	17.81 °C	839.11 µS/cm	0.12 mg/L	11.60 NTU	-115.2 mV	27.47 ft	150.00 ml/min
1/3/2024 3:09 PM	02:00:00	7.03 pH	17.90 °C	837.95 µS/cm	0.12 mg/L	11.82 NTU	-118.2 mV	27.47 ft	150.00 ml/min
1/3/2024 3:14 PM	02:05:00	7.03 pH	17.85 °C	838.87 µS/cm	0.11 mg/L	11.40 NTU	-116.5 mV	27.47 ft	150.00 ml/min
1/3/2024 3:19 PM	02:10:00	7.02 pH	17.92 °C	838.39 µS/cm	0.37 mg/L	9.09 NTU	-108.2 mV	27.47 ft	150.00 ml/min
1/3/2024 3:24 PM	02:15:00	7.01 pH	17.90 °C	837.44 µS/cm	0.41 mg/L	7.15 NTU	-106.1 mV	27.47 ft	150.00 ml/min
1/3/2024 3:29 PM	02:20:00	7.02 pH	17.85 °C	838.16 µS/cm	0.15 mg/L	5.84 NTU	-114.3 mV	27.47 ft	150.00 ml/min
1/3/2024 3:34 PM	02:25:00	7.03 pH	17.81 °C	838.72 µS/cm	0.20 mg/L	5.27 NTU	-119.2 mV	27.47 ft	150.00 ml/min
1/3/2024 3:39 PM	02:30:00	7.02 pH	17.83 °C	839.53 µS/cm	0.10 mg/L	4.73 NTU	-119.7 mV	27.47 ft	150.00 ml/min

Samples

Sample ID:	Description:
HAM-PT-07	Grab.
HAM-AP1-FD-01	Grab.

Low-Flow Test Report:

Test Date / Time: 1/3/2024 11:03:39 AM
Project: Plant Hammond
Operator Name: Zain Webb

Location Name: PT-08 **Well Diameter: 2 in** **Casing Type: PVC** **Screen Length: 10 ft** **Top of Screen: 31.93 ft** **Total Depth: 41.93 ft** **Initial Depth to Water: 26.52 ft**	**Pump Type: Bladder** **Tubing Type: Polyethylene** **Pump Intake From TOC: 36.93 ft** **Estimated Total Volume Pumped: 7.5 liter** **Flow Cell Volume: 90 ml** **Final Flow Rate: 150 ml/min** **Final Draw Down: 0.03 ft**	**Instrument Used: Aqua TROLL 400** **Serial Number: 851413**

Test Notes:
Two Bottles: Metals and Sulfate.
Fe = 3.8 mg/L

Weather Conditions:
Cloudy, 40 degrees F.

Low-Flow Readings:

Date Time	Elapsed Time	pH	Temperature	Specific Conductivity	RDO Concentration	Turbidity	ORP	Depth to Water	Flow
		+/- 0.1	+/- 0.5	+/- 5 %	+/- 0.2	+/- 5	+/- 10	+/- 0.3	
1/3/2024 11:03 AM	00:00	6.70 pH	16.73 °C	648.46 µS/cm	1.58 mg/L	12.90 NTU	12.6 mV	26.52 ft	150.00 ml/min
1/3/2024 11:08 AM	05:00	6.71 pH	16.96 °C	646.85 µS/cm	1.41 mg/L	8.23 NTU	8.4 mV	26.55 ft	150.00 ml/min
1/3/2024 11:13 AM	10:00	6.73 pH	16.93 °C	645.30 µS/cm	1.11 mg/L	5.10 NTU	2.1 mV	26.55 ft	150.00 ml/min
1/3/2024 11:18 AM	15:00	6.73 pH	16.94 °C	645.65 µS/cm	1.54 mg/L	5.24 NTU	1.1 mV	26.55 ft	150.00 ml/min
1/3/2024 11:23 AM	20:00	6.75 pH	16.94 °C	650.37 µS/cm	1.19 mg/L	3.39 NTU	-0.6 mV	26.55 ft	150.00 ml/min
1/3/2024 11:28 AM	25:00	6.74 pH	16.95 °C	650.53 µS/cm	0.92 mg/L	3.08 NTU	4.7 mV	26.55 ft	150.00 ml/min
1/3/2024 11:33 AM	30:00	6.74 pH	17.00 °C	654.14 µS/cm	0.98 mg/L	2.48 NTU	3.6 mV	26.55 ft	150.00 ml/min
1/3/2024 11:38 AM	35:00	6.74 pH	17.02 °C	654.19 µS/cm	0.69 mg/L	2.49 NTU	0.0 mV	26.55 ft	150.00 ml/min
1/3/2024 11:43 AM	40:00	6.75 pH	17.01 °C	656.76 µS/cm	0.57 mg/L	2.84 NTU	-18.9 mV	26.55 ft	150.00 ml/min
1/3/2024 11:48 AM	45:00	6.76 pH	17.09 °C	662.72 µS/cm	0.71 mg/L	3.17 NTU	-21.0 mV	26.55 ft	150.00 ml/min

Samples

Sample ID:	Description:

HAM-PT-08	Grab.

Created using VuSitu from In-Situ, Inc.

Low-Flow Test Report:

Test Date / Time: 1/3/2024 1:14:56 PM
Project: Plant Hammond
Operator Name: Elisabeth Russell

Location Name: PT-09 **Well Diameter: 2 in** **Casing Type: PVC** **Screen Length: 10 ft** **Top of Screen: 20.47 ft** **Total Depth: 30.47 ft** **Initial Depth to Water: 15.54 ft**	**Pump Type: Peristaltic** **Tubing Type: Polyethylene** **Pump Intake From TOC: 25.40 ft** **Estimated Total Volume Pumped: 13.2 liter** **Flow Cell Volume: 90 ml** **Final Flow Rate: 200 ml/min** **Final Draw Down: 0.01 ft**	**Instrument Used: Aqua TROLL 400** **Serial Number: 850767**

Test Notes:
Two bottles: Metals and Sulfate.
Fe = 0.4 mg/L

Weather Conditions:
Cloudy, 40 degrees F.

Low-Flow Readings:

Date Time	Elapsed Time	pH	Temperature	Specific Conductivity	RDO Concentration	Turbidity	ORP	Depth to Water	Flow
		+/- 0.1	+/- 0.5	+/- 5 %	+/- 0.2	+/- 5	+/- 10	+/- 0.3	
1/3/2024 1:14 PM	00:00	9.54 pH	16.29 °C	439.10 µS/cm	1.49 mg/L	16.50 NTU	-79.0 mV	15.55 ft	200.00 ml/min
1/3/2024 1:19 PM	05:00	9.37 pH	16.29 °C	529.35 µS/cm	4.70 mg/L	16.00 NTU	-46.9 mV	15.55 ft	200.00 ml/min
1/3/2024 1:24 PM	10:00	9.11 pH	16.63 °C	558.85 µS/cm	1.97 mg/L	15.90 NTU	-34.0 mV	15.55 ft	200.00 ml/min
1/3/2024 1:29 PM	15:00	8.94 pH	16.71 °C	574.66 µS/cm	0.90 mg/L	15.50 NTU	-32.7 mV	15.55 ft	200.00 ml/min
1/3/2024 1:34 PM	20:00	8.79 pH	16.84 °C	594.36 µS/cm	5.65 mg/L	14.80 NTU	-33.5 mV	15.55 ft	200.00 ml/min
1/3/2024 1:39 PM	25:00	8.71 pH	16.83 °C	599.42 µS/cm	1.81 mg/L	10.84 NTU	-55.6 mV	15.55 ft	200.00 ml/min
1/3/2024 1:44 PM	30:00	8.65 pH	16.82 °C	600.90 µS/cm	1.90 mg/L	9.29 NTU	-34.4 mV	15.55 ft	200.00 ml/min
1/3/2024 1:49 PM	35:00	8.62 pH	16.72 °C	604.84 µS/cm	0.09 mg/L	6.60 NTU	-56.4 mV	15.55 ft	200.00 ml/min
1/3/2024 1:54 PM	40:00	8.58 pH	16.74 °C	608.87 µS/cm	0.08 mg/L	5.34 NTU	-35.0 mV	15.55 ft	200.00 ml/min
1/3/2024 1:59 PM	45:00	8.56 pH	16.56 °C	606.93 µS/cm	0.14 mg/L	3.75 NTU	-57.0 mV	15.55 ft	200.00 ml/min
1/3/2024 2:04 PM	50:00	8.50 pH	16.46 °C	614.60 µS/cm	0.13 mg/L	2.93 NTU	-39.5 mV	15.55 ft	200.00 ml/min
1/3/2024 2:09 PM	55:00	8.48 pH	16.43 °C	617.95 µS/cm	0.12 mg/L	2.52 NTU	-63.0 mV	15.55 ft	200.00 ml/min

Samples

Sample ID:	Description:
HAM-PT-09	Grab.

Created using VuSitu from In-Situ, Inc.

Low-Flow Test Report:

Test Date / Time: 1/3/2024 11:00:31 AM
Project: Plant Hammond
Operator Name: Elisabeth Russell

Location Name: PT-10 **Well Diameter: 2 in** **Casing Type: PVC** **Screen Length: 10 ft** **Top of Screen: 20.45 ft** **Total Depth: 30.45 ft** **Initial Depth to Water: 15.65 ft**	**Pump Type: Peristaltic** **Tubing Type: Polyethylene** **Pump Intake From TOC: 25.40 ft** **Estimated Total Volume Pumped: 20 liter** **Flow Cell Volume: 90 ml** **Final Flow Rate: 200 ml/min** **Final Draw Down: 0.02 ft**	**Instrument Used: Aqua TROLL 400** **Serial Number: 850767**

Test Notes:
Two Bottles: Metals and Sulfate.
Fe = 0.6 mg/L

Weather Conditions:
Cloudy, 35 degrees F.

Low-Flow Readings:

Date Time	Elapsed Time	pH	Temperature	Specific Conductivity	RDO Concentration	Turbidity	ORP	Depth to Water	Flow
		+/- 0.1	+/- 0.5	+/- 5 %	+/- 0.2	+/- 5	+/- 10	+/- 0.3	
1/3/2024 11:00 AM	00:00	6.91 pH	16.48 °C	634.17 µS/cm	0.13 mg/L	45.60 NTU	-9.2 mV	15.65 ft	200.00 ml/min
1/3/2024 11:02 AM	01:47	6.91 pH	16.48 °C	640.23 µS/cm	0.12 mg/L	44.5 NTU	-17.4 mV	15.66 ft	200.00 ml/min
1/3/2024 11:07 AM	06:47	6.91 pH	16.66 °C	636.10 µS/cm	0.10 mg/L	38.90 NTU	-14.4 mV	15.66 ft	200.00 ml/min
1/3/2024 11:12 AM	11:47	6.92 pH	16.29 °C	638.19 µS/cm	0.10 mg/L	33.80 NTU	-17.8 mV	15.66 ft	200.00 ml/min
1/3/2024 11:17 AM	16:47	6.95 pH	16.23 °C	631.54 µS/cm	0.09 mg/L	29.50 NTU	-34.4 mV	15.66 ft	200.00 ml/min
1/3/2024 11:22 AM	21:47	6.95 pH	16.24 °C	630.71 µS/cm	0.10 mg/L	23.30 NTU	-24.7 mV	15.66 ft	200.00 ml/min
1/3/2024 11:27 AM	26:47	6.95 pH	16.22 °C	631.53 µS/cm	0.09 mg/L	17.60 NTU	-40.0 mV	15.66 ft	200.00 ml/min
1/3/2024 11:32 AM	31:47	6.96 pH	16.23 °C	629.55 µS/cm	0.11 mg/L	12.40 NTU	-27.7 mV	15.66 ft	200.00 ml/min
1/3/2024 11:37 AM	36:47	6.96 pH	16.33 °C	633.96 µS/cm	0.11 mg/L	11.10 NTU	-27.4 mV	15.66 ft	200.00 ml/min
1/3/2024 11:42 AM	41:47	6.96 pH	16.29 °C	636.15 µS/cm	0.11 mg/L	10.70 NTU	-44.5 mV	15.66 ft	200.00 ml/min
1/3/2024 11:47 AM	46:47	6.97 pH	16.47 °C	637.68 µS/cm	0.11 mg/L	9.63 NTU	-30.2 mV	15.66 ft	200.00 ml/min
1/3/2024 11:52 AM	51:47	6.97 pH	16.56 °C	637.78 µS/cm	0.10 mg/L	7.51 NTU	-30.1 mV	15.67 ft	200.00 ml/min
1/3/2024 11:57 AM	56:47	6.96 pH	16.76 °C	636.37 µS/cm	0.09 mg/L	6.76 NTU	-31.3 mV	15.67 ft	200.00 ml/min

1/3/2024 12:02 PM	01:01:47	6.97 pH	16.68 °C	637.03 µS/cm	0.09 mg/L	6.97 NTU	-47.7 mV	15.67 ft	200.00 ml/min
1/3/2024 12:12 PM	01:12:22	7.00 pH	16.74 °C	646.01 µS/cm	2.42 mg/L	4.08 NTU	-3.2 mV	15.67 ft	200.00 ml/min
1/3/2024 12:17 PM	01:17:22	6.97 pH	17.15 °C	648.26 µS/cm	0.78 mg/L	4.70 NTU	-19.2 mV	15.67 ft	200.00 ml/min
1/3/2024 12:22 PM	01:22:22	6.97 pH	17.07 °C	642.24 µS/cm	0.69 mg/L	4.23 NTU	-25.1 mV	15.67 ft	200.00 ml/min
1/3/2024 12:27 PM	01:27:22	6.97 pH	16.94 °C	646.13 µS/cm	0.65 mg/L	4.11 NTU	-27.7 mV	15.67 ft	200.00 ml/min
1/3/2024 12:29 PM	01:29:17	6.97 pH	16.78 °C	648.52 µS/cm	0.66 mg/L	4.10 NTU	-40.5 mV	15.67 ft	200.00 ml/min

Samples

Sample ID:	Description:
HAM-PT-10	Grab.

Created using VuSitu from In-Situ, Inc.

Low-Flow Test Report:

Test Date / Time: 1/16/2024 10:35:59 AM
Project: Plant Hammond
Operator Name: Thomas Kessler

Location Name: PT-07 **Well Diameter: 2 in** **Casing Type: PVC** **Screen Length: 10 ft** **Top of Screen: 37.75 ft** **Total Depth: 47.75 ft** **Initial Depth to Water: 25.85 ft**	**Pump Type: Bladder** **Tubing Type: Polyethylene** **Pump Intake From TOC: 42.75 ft** **Estimated Total Volume Pumped: 4 liter** **Flow Cell Volume: 90 ml** **Final Flow Rate: 100 ml/min** **Final Draw Down: 0.05 ft**	**Instrument Used: Aqua TROLL 400** **Serial Number: 966090**

Test Notes:
Five bottles: Appendix III and IV + Major Ions (No RADs)
Fe = 10.0 mg/L

Weather Conditions:
Clear, 21 degrees F.

Low-Flow Readings:

Date Time	Elapsed Time	pH	Temperature	Specific Conductivity	RDO Concentration	Turbidity	ORP	Depth to Water	Flow
		+/- 0.1	+/- 0.5	+/- 5 %	+/- 0.2	+/- 5	+/- 10	+/- 0.3	
1/16/2024 10:35 AM	00:00	6.85 pH	16.91 °C	943.04 µS/cm	0.50 mg/L	2.26 NTU	-105.8 mV	25.90 ft	100.00 ml/min
1/16/2024 10:40 AM	05:00	6.87 pH	17.17 °C	941.17 µS/cm	0.52 mg/L	2.11 NTU	-109.3 mV	25.90 ft	100.00 ml/min
1/16/2024 10:45 AM	10:00	6.88 pH	17.26 °C	942.66 µS/cm	0.36 mg/L	1.55 NTU	-121.6 mV	25.90 ft	100.00 ml/min
1/16/2024 10:50 AM	15:00	6.89 pH	17.13 °C	945.99 µS/cm	0.36 mg/L	1.01 NTU	-122.2 mV	25.90 ft	100.00 ml/min
1/16/2024 10:55 AM	20:00	6.90 pH	17.17 °C	951.52 µS/cm	0.37 mg/L	1.21 NTU	-123.2 mV	25.90 ft	100.00 ml/min
1/16/2024 11:00 AM	25:00	6.90 pH	17.19 °C	952.72 µS/cm	0.37 mg/L	1.09 NTU	-124.1 mV	25.90 ft	100.00 ml/min
1/16/2024 11:05 AM	30:00	6.91 pH	17.31 °C	952.88 µS/cm	0.35 mg/L	1.36 NTU	-124.4 mV	25.90 ft	100.00 ml/min

Samples

Sample ID:	Description:
HAM-PT-07	Grab.

Low-Flow Test Report:

Test Date / Time: 1/16/2024 12:08:44 PM
Project: Plant Hammond
Operator Name: Thomas Kessler

Location Name: PT-08 **Well Diameter: 2 in** **Casing Type: PVC** **Screen Length: 10 ft** **Top of Screen: 31.93 ft** **Total Depth: 41.93 ft** **Initial Depth to Water: 25.23 ft**	**Pump Type: Bladder** **Tubing Type: Polyethylene** **Pump Intake From TOC: 36.93 ft** **Estimated Total Volume Pumped: 4 liter** **Flow Cell Volume: 90 ml** **Final Flow Rate: 100 ml/min** **Final Draw Down: 0 ft**	**Instrument Used: Aqua TROLL 400** **Serial Number: 966090**

Test Notes:
Five bottles: Appendix III and IV + Major Ions (No RADs)
Fe = 6.0 mg/L

Weather Conditions:
Clear, 21 degrees F.

Low-Flow Readings:

Date Time	Elapsed Time	pH	Temperature	Specific Conductivity	RDO Concentration	Turbidity	ORP	Depth to Water	Flow
		+/- 0.1	+/- 0.5	+/- 5 %	+/- 0.2	+/- 5	+/- 10	+/- 0.3	
1/16/2024 12:08 PM	00:00	6.51 pH	9.15 °C	559.52 µS/cm	0.85 mg/L	11.20 NTU	0.1 mV	25.23 ft	100.00 ml/min
1/16/2024 12:13 PM	05:00	6.55 pH	8.93 °C	573.50 µS/cm	0.65 mg/L	9.51 NTU	-7.9 mV	25.23 ft	100.00 ml/min
1/16/2024 12:18 PM	10:00	6.55 pH	8.84 °C	577.67 µS/cm	0.64 mg/L	8.10 NTU	-14.7 mV	25.23 ft	100.00 ml/min
1/16/2024 12:23 PM	15:00	6.55 pH	8.70 °C	575.11 µS/cm	0.59 mg/L	3.76 NTU	-14.2 mV	25.23 ft	100.00 ml/min
1/16/2024 12:28 PM	20:00	6.56 pH	9.49 °C	585.43 µS/cm	0.42 mg/L	2.99 NTU	-19.0 mV	25.23 ft	100.00 ml/min
1/16/2024 12:33 PM	25:00	6.60 pH	9.00 °C	591.36 µS/cm	0.41 mg/L	1.01 NTU	-24.2 mV	25.23 ft	100.00 ml/min
1/16/2024 12:38 PM	30:00	6.63 pH	8.69 °C	600.76 µS/cm	0.33 mg/L	1.55 NTU	-27.7 mV	25.23 ft	100.00 ml/min

Samples

Sample ID:	Description:
HAM-PT-08	Grab.

Low-Flow Test Report:

Test Date / Time: 1/16/2024 10:25:11 AM
Project: Plant Hammond
Operator Name: Zain Webb

Location Name: PT-09 **Well Diameter: 2 in** **Casing Type: PVC** **Screen Length: 10 ft** **Top of Screen: 20.47 ft** **Total Depth: 30.47 ft** **Initial Depth to Water: 14.40 ft**	**Pump Type: Peristaltic** **Tubing Type: Polyethylene** **Pump Intake From TOC: 25.47 ft** **Estimated Total Volume Pumped: 19.5 liter** **Flow Cell Volume: 90 ml** **Final Flow Rate: 150 ml/min** **Final Draw Down: 0 ft**	**Instrument Used: Aqua TROLL 400** **Serial Number: 968202**

Test Notes:
Five bottles: Appendix III and IV + Major Ions (No RADs)
Fe = 0.75 mg/L

Weather Conditions:
Clear, 25 degrees F.

Low-Flow Readings:

Date Time	Elapsed Time	pH	Temperature	Specific Conductivity	RDO Concentration	Turbidity	ORP	Depth to Water	Flow
		+/- 0.1	+/- 0.5	+/- 5 %	+/- 0.2	+/- 5	+/- 10	+/- 0.3	
1/16/2024 10:25 AM	00:00	8.76 pH	15.38 °C	514.65 µS/cm	0.17 mg/L	--	108.2 mV	14.40 ft	150.00 ml/min
1/16/2024 10:30 AM	05:00	7.84 pH	14.80 °C	519.39 µS/cm	0.14 mg/L	--	100.9 mV	14.40 ft	150.00 ml/min
1/16/2024 10:35 AM	10:00	8.51 pH	13.35 °C	453.75 µS/cm	0.47 mg/L	82.20 NTU	75.5 mV	14.40 ft	150.00 ml/min
1/16/2024 10:40 AM	15:00	8.42 pH	13.17 °C	459.29 µS/cm	0.44 mg/L	74.30 NTU	64.6 mV	14.40 ft	150.00 ml/min
1/16/2024 10:45 AM	20:00	7.96 pH	13.57 °C	474.14 µS/cm	0.30 mg/L	67.70 NTU	58.8 mV	14.40 ft	150.00 ml/min
1/16/2024 10:50 AM	25:00	7.85 pH	13.08 °C	478.98 µS/cm	0.28 mg/L	59.60 NTU	54.8 mV	14.40 ft	150.00 ml/min
1/16/2024 10:55 AM	30:00	7.76 pH	13.30 °C	478.59 µS/cm	0.21 mg/L	43.20 NTU	50.6 mV	14.40 ft	150.00 ml/min
1/16/2024 11:00 AM	35:00	7.68 pH	13.17 °C	484.64 µS/cm	0.23 mg/L	30.90 NTU	45.0 mV	14.40 ft	150.00 ml/min
1/16/2024 11:05 AM	40:00	7.73 pH	13.40 °C	481.13 µS/cm	0.29 mg/L	24.70 NTU	41.7 mV	14.40 ft	150.00 ml/min
1/16/2024 11:10 AM	45:00	7.67 pH	13.94 °C	477.55 µS/cm	0.36 mg/L	22.50 NTU	32.7 mV	14.40 ft	150.00 ml/min
1/16/2024 11:15 AM	50:00	7.66 pH	13.78 °C	481.58 µS/cm	0.21 mg/L	19.80 NTU	26.5 mV	14.40 ft	150.00 ml/min
1/16/2024 11:20 AM	55:00	7.70 pH	14.08 °C	485.04 µS/cm	0.22 mg/L	16.00 NTU	18.5 mV	14.40 ft	150.00 ml/min
1/16/2024 11:25 AM	01:00:00	7.67 pH	14.16 °C	486.50 µS/cm	0.18 mg/L	15.30 NTU	23.3 mV	14.40 ft	150.00 ml/min

1/16/2024 11:30 AM	01:05:00	7.70 pH	14.37 °C	486.54 µS/cm	0.27 mg/L	14.30 NTU	20.3 mV	14.40 ft	150.00 ml/min
1/16/2024 11:35 AM	01:10:00	7.69 pH	13.76 °C	490.22 µS/cm	0.21 mg/L	12.30 NTU	13.3 mV	14.40 ft	150.00 ml/min
1/16/2024 11:40 AM	01:15:00	7.70 pH	13.22 °C	493.87 µS/cm	0.18 mg/L	11.00 NTU	12.9 mV	14.40 ft	150.00 ml/min
1/16/2024 11:45 AM	01:20:00	7.73 pH	12.98 °C	501.21 µS/cm	0.21 mg/L	10.50 NTU	8.0 mV	14.40 ft	150.00 ml/min
1/16/2024 11:50 AM	01:25:00	7.75 pH	13.21 °C	496.39 µS/cm	0.18 mg/L	9.66 NTU	10.5 mV	14.40 ft	150.00 ml/min
1/16/2024 11:55 AM	01:30:00	7.74 pH	13.05 °C	499.50 µS/cm	0.26 mg/L	9.25 NTU	11.4 mV	14.40 ft	150.00 ml/min
1/16/2024 12:00 PM	01:35:00	7.68 pH	13.45 °C	392.52 µS/cm	0.45 mg/L	8.78 NTU	10.0 mV	14.40 ft	150.00 ml/min
1/16/2024 12:05 PM	01:40:00	7.74 pH	13.35 °C	500.48 µS/cm	0.24 mg/L	8.39 NTU	8.7 mV	14.40 ft	150.00 ml/min
1/16/2024 12:10 PM	01:45:00	7.76 pH	13.44 °C	507.16 µS/cm	0.23 mg/L	6.84 NTU	4.7 mV	14.40 ft	150.00 ml/min
1/16/2024 12:15 PM	01:50:00	7.79 pH	14.30 °C	507.72 µS/cm	0.44 mg/L	6.16 NTU	5.6 mV	14.40 ft	150.00 ml/min
1/16/2024 12:20 PM	01:55:00	7.80 pH	14.03 °C	505.45 µS/cm	0.22 mg/L	4.06 NTU	6.9 mV	14.40 ft	150.00 ml/min
1/16/2024 12:25 PM	02:00:00	7.77 pH	13.96 °C	512.11 µS/cm	0.25 mg/L	4.17 NTU	1.0 mV	14.40 ft	150.00 ml/min
1/16/2024 12:30 PM	02:05:00	7.77 pH	14.23 °C	511.03 µS/cm	0.27 mg/L	3.62 NTU	-0.5 mV	14.40 ft	150.00 ml/min

Samples

Sample ID:	Description:
HAM-PT-09	Grab.
HAM-AP1-FD-01	Grab.

Low-Flow Test Report:

Test Date / Time: 1/16/2024 1:49:23 PM
Project: Plant Hammond
Operator Name: Zain Webb

Location Name: PT-10 **Well Diameter: 2 in** **Casing Type: PVC** **Screen Length: 10 ft** **Top of Screen: 20.45 ft** **Total Depth: 30.45 ft** **Initial Depth to Water: 14.49 ft**	**Pump Type: Peristaltic** **Tubing Type: Polyethylene** **Pump Intake From TOC: 25.45 ft** **Estimated Total Volume Pumped: 9 liter** **Flow Cell Volume: 90 ml** **Final Flow Rate: 150 ml/min** **Final Draw Down: 0.04 ft**	**Instrument Used: Aqua TROLL 400** **Serial Number: 968202**

Test Notes:
Five bottles: Appendix III and IV + Major Ions (No RADs)
Fe = 0.75 mg/L

Weather Conditions:
Clear, 20 degrees F.

Low-Flow Readings:

Date Time	Elapsed Time	pH	Temperature	Specific Conductivity	RDO Concentration	Turbidity	ORP	Depth to Water	Flow
		+/- 0.1	+/- 0.5	+/- 5 %	+/- 0.2	+/- 5	+/- 10	+/- 0.3	
1/16/2024 1:49 PM	00:00	6.98 pH	14.20 °C	722.42 µS/cm	0.73 mg/L	13.70 NTU	26.8 mV	14.51 ft	150.00 ml/min
1/16/2024 1:54 PM	05:00	7.03 pH	16.01 °C	722.54 µS/cm	0.53 mg/L	8.31 NTU	21.0 mV	14.52 ft	150.00 ml/min
1/16/2024 1:59 PM	10:00	7.01 pH	16.46 °C	719.33 µS/cm	0.44 mg/L	9.30 NTU	18.7 mV	14.52 ft	150.00 ml/min
1/16/2024 2:04 PM	15:00	7.00 pH	16.04 °C	719.79 µS/cm	0.50 mg/L	8.49 NTU	15.0 mV	14.52 ft	150.00 ml/min
1/16/2024 2:09 PM	20:00	7.07 pH	16.34 °C	699.75 µS/cm	0.57 mg/L	6.12 NTU	8.9 mV	14.52 ft	150.00 ml/min
1/16/2024 2:14 PM	25:00	7.02 pH	16.39 °C	716.45 µS/cm	0.41 mg/L	6.51 NTU	2.0 mV	14.52 ft	150.00 ml/min
1/16/2024 2:19 PM	30:00	7.02 pH	16.39 °C	704.63 µS/cm	0.42 mg/L	6.60 NTU	-1.1 mV	14.53 ft	150.00 ml/min
1/16/2024 2:24 PM	35:00	7.03 pH	16.01 °C	725.36 µS/cm	0.54 mg/L	5.53 NTU	-11.3 mV	14.53 ft	150.00 ml/min
1/16/2024 2:29 PM	40:00	7.03 pH	16.47 °C	729.87 µS/cm	0.63 mg/L	4.47 NTU	-18.4 mV	14.53 ft	150.00 ml/min
1/16/2024 2:34 PM	45:00	7.05 pH	16.85 °C	722.45 µS/cm	0.42 mg/L	4.44 NTU	-19.7 mV	14.53 ft	150.00 ml/min
1/16/2024 2:39 PM	50:00	7.06 pH	16.74 °C	719.44 µS/cm	0.42 mg/L	4.50 NTU	-20.9 mV	14.53 ft	150.00 ml/min
1/16/2024 2:44 PM	55:00	7.05 pH	17.09 °C	731.31 µS/cm	0.41 mg/L	3.57 NTU	-24.1 mV	14.53 ft	150.00 ml/min

Samples

Sample ID:	Description:
HAM-PT-10	Grab.

CALIBRATION REPORTS

Site Name Hammond

Field Instrumentation Calibration Form

Date: 1-3-24

Calibrated By Zain Webb

Field Conditions: Cloudy, 40°F

Instrument	Manufactuer/ Model	Serial Number
Water Quality Meter	Aqua Troll 400	851413
Turbidity Meter	LaMotte 2020we	1475-4011

Calibration Standard Information

Parameter	Standard	Lot #	Date of Expiration	Brand
Specific Conductance (µS/cm)	4,490	24000044	05/24	ATR
pH (SU)	4.00	↓	↓	↓
pH (SU)	7.00	22240139	04/24	
pH (SU)	10.00	22110130	04/24	
D.O. (%)	N/A	—	—	
ORP (mV)	228.0	24002258	06/24	

Calibration

Time Start 0905 Time Finish 0948

Parameter	Standard	Calibration Value	Calibration Solution Temperature (°C)	Acceptance Criteria	Reference
Specific Conductance (µS/cm)	4,490	4490	11.98	± 10% of standard	EPA 2023
pH (SU)	4.00	4.0	11.71	± 0.1	GWMP
pH (SU)	7.00	7.0	11.18	± 0.1	GWMP
pH (SU)	10.00	10.0	11.18	± 0.1	GWMP
D.O. (%)	N/A	100%	7.60	± 10%	NA
ORP (mV)	228.0	228.0	11.38	± 10	EPA 2023

	Standard	Calibration Value	Acceptance Criteria	Reference
Turbidity (NTU)	0	0	± 10% of standard	EPA 2023
	1	1		
	10	10		
	—	—		

Calibration Check

Time Start — Time Finish —

Parameter	Standard	Calibration Value	Calibration Solution Temperature (°C)	Acceptance Criteria	Reference
Specific Conductance (µS/cm)	4,490	—	—	± 10% of standard	EPA 2023
pH (SU)	4.00	—	—	± 0.1	GWMP
pH (SU)	7.00	—	—	± 0.1	GWMP
pH (SU)	10.00	—	—	± 0.1	GWMP

	Standard	Calibration Value	Acceptance Criteria	Reference
Turbidity (NTU)	—	—	± 10% of standard	EPA 2023
	—	—		
	—	—		
	—	—		

Notes:

Site Name: Plant Hammond

Field Instrumentation Calibration Form

Date: 1/3/24

Calibrated By: Elisabeth Russell

Field Conditions: 36, clear

Instrument	Manufactuer/ Model	Serial Number
Water Quality Meter	850767	Aquaread 1700
Turbidity Meter	Model 2020e	4121-2623

Calibration Standard Information				
Parameter	**Standard**	**Lot #**	**Date of Expiration**	**Brand**
Specific Conductance (µS/cm)	4,490	24002044	05/24	AIR
pH (SU)	4.00	24002044	05/24	AIR
pH (SU)	7.00	22290139	04/24	AIR
pH (SU)	10.00	22110130	04/24	AIR
D.O. (%)	N/A	—	—	—
ORP (mV)	228.0	24002258	06/24	AIR

Calibration					
Time Start 1004		**Time Finish** 1033			
Parameter	**Standard**	**Calibration Value**	**Calibration Solution Temperature (°C)**	**Acceptance Criteria**	**Reference**
Specific Conductance (µS/cm)	4,490	4,490	10°	± 10% of standard	EPA 2023
pH (SU)	4.00	4.00	8.18°	± 0.1	GWMP
pH (SU)	7.00	7.00	7.91°	± 0.1	GWMP
pH (SU)	10.00	10.00	8.01°	± 0.1	GWMP
D.O. (%)	N/A	100.1	—	± 10%	NA
ORP (mV)	228.0	228.0	7.33°	± 10	EPA 2023

	Standard	**Calibration Value**	**Acceptance Criteria**	**Reference**
Turbidity (NTU)	0.0	0.0	± 10% of standard	EPA 2023
	1.0	1.03		
	10	10.43		
	—	—		

Calibration Check					
Time Start —		**Time Finish** —			
Parameter	**Standard**	**Calibration Value**	**Calibration Solution Temperature (°C)**	**Acceptance Criteria**	**Reference**
Specific Conductance (µS/cm)	4,490	—	—	± 10% of standard	EPA 2023
pH (SU)	4.00	—	—	± 0.1	GWMP
pH (SU)	7.00	—	—	± 0.1	GWMP
pH (SU)	10.00	—	—	± 0.1	GWMP

	Standard	**Calibration Value**	**Acceptance Criteria**	**Reference**
Turbidity (NTU)	0.0	0.0	± 10% of standard	EPA 2023
	1.0	.97		
	10	10.47		
	—	—		

Notes:

Site Name: Hammond

Calibrated By: Zain W.

Field Instrumentation Calibration Form

Date: 1-16-24

Field Conditions: Cloudy, 20°F

Instrument	Manufactuer/ Model	Serial Number
Water Quality Meter	Aquatroll 400	968202
Turbidity Meter	LaMotte 2006	L4126-2623

Calibration Standard Information				
Parameter	Standard	Lot #	Date of Expiration	Brand
Specific Conductance (µS/cm)	4,490	24000044	05/24	AIR
pH (SU)	4.00	↓	↓	↓
pH (SU)	7.00	22290139	04/24	
pH (SU)	10.00	22110130	04/24	
D.O. (%)	N/A	—	—	
ORP (mV)	228.0	24002258	06/24	

Calibration					
Time Start 0844		Time Finish ~~0844~~ 0915			
Parameter	Standard	Calibration Value	Calibration Solution Temperature (°C)	Acceptance Criteria	Reference
Specific Conductance (µS/cm)	4,490	4490	14.34	± 10% of standard	EPA 2023
pH (SU)	4.00	4.00	14.66	± 0.1	GWMP
pH (SU)	7.00	7.00	14.53	± 0.1	GWMP
pH (SU)	10.00	10.00	14.44	± 0.1	GWMP
D.O. (%)	N/A	100%	15.92	± 10%	NA
ORP (mV)	228.0	228.0	14.27	± 10	EPA 2023

	Standard	Calibration Value	Acceptance Criteria	Reference
Turbidity (NTU)	0	0	± 10% of standard	EPA 2023
	1.0	0.99		
	10.0	10.3		
		—		

Calibration Check					
Time Start		Time Finish			
Parameter	Standard	Calibration Value	Calibration Solution Temperature (°C)	Acceptance Criteria	Reference
Specific Conductance (µS/cm)	4,490			± 10% of standard	EPA 2023
pH (SU)	4.00			± 0.1	GWMP
pH (SU)	7.00			± 0.1	GWMP
pH (SU)	10.00			± 0.1	GWMP

	Standard	Calibration Value	Acceptance Criteria	Reference
Turbidity (NTU)		1/16/24	± 10% of standard	~~EPA 2023~~

Notes:

Site Name: Plant Hammond

Field Instrumentation Calibration Form

Date: 1/16/2024

Calibrated By: Thomas Nesbit

Field Conditions: clear, 25°F

Instrument	Manufactuer/ Model	Serial Number
Water Quality Meter	aquaread AP-2000	966090
Turbidity Meter	LaMotte 2020t	—

Calibration Standard Information				
Parameter	Standard	Lot #	Date of Expiration	Brand
Specific Conductance (µS/cm)	4,490	24C0010.44	5/24	Insitu
pH (SU)	4.00	24C0020.44	5/24	Insitu
pH (SU)	7.00	22290139	4/24	Insitu
pH (SU)	10.00	22110130	4/24	Insitu
D.O. (%)	N/A	—	—	—
ORP (mV)	228.0	24002668	6/24	Insitu

Calibration					
Time Start 0820		Time Finish 0850			
Parameter	Standard	Calibration Value	Calibration Solution Temperature (°C)	Acceptance Criteria	Reference
Specific Conductance (µS/cm)	4,490	4490	10.82	± 10% of standard	EPA 2023
pH (SU)	4.00	4.01	11.14	± 0.1	GWMP
pH (SU)	7.00	6.98	11.74	± 0.1	GWMP
pH (SU)	10.00	10.00	11.81	± 0.1	GWMP
D.O. (%)	N/A	100	12.27	± 10%	NA
ORP (mV)	228.0	229	12.01	± 10	EPA 2023

	Standard	Calibration Value	Acceptance Criteria	Reference
Turbidity (NTU)	0	0.0	± 10% of standard	EPA 2023
	1	0.95		
	10	10.01		
	—	—		

Calibration Check					
Time Start		Time Finish			
Parameter	Standard	Calibration Value	Calibration Solution Temperature (°C)	Acceptance Criteria	Reference
Specific Conductance (µS/cm)	4,490			± 10% of standard	EPA 2023
pH (SU)	4.00			± 0.1	GWMP
pH (SU)	7.00			± 0.1	GWMP
pH (SU)	10.00			± 0.1	GWMP

	Standard	Calibration Value	Acceptance Criteria	Reference
Turbidity (NTU)			± 10% of standard	EPA 2023

Notes:

February 2024

LABORATORY ANALYTICAL RESULTS

Pace Analytical Services, LLC
9800 Kincey Ave. Suite 100
Huntersville, NC 28078
(704)875-9092

March 04, 2024

Kristen Jurinko
Southern Company
241 Ralph McGill Blvd NE
Bin 10160
Atlanta, GA 30308

RE: Project: Plant Hammond AP-1 (CA)
Pace Project No.: 92714148

Dear Kristen Jurinko:

Enclosed are the analytical results for sample(s) received by the laboratory on February 19, 2024. The results relate only to the samples included in this report. Results reported herein conform to the applicable TNI/NELAC Standards and the laboratory's Quality Manual, where applicable, unless otherwise noted in the body of the report.

The test results provided in this final report were generated by each of the following laboratories within the Pace Network:

- Pace Analytical Services - Asheville
- Pace Analytical Services - Peachtree Corners, GA

If you have any questions concerning this report, please feel free to contact me.

Sincerely,

Bonnie Vang
bonnie.vang@pacelabs.com
704-977-0968
Project Manager

Enclosures

cc: Kip Gray, Geosyntec
Christine Hug, Geosyntec Consultants, Inc.
Thomas Kessler, Geosyntec Consultants
Whitney Law, Geosyntec Consultants
Laura Midkiff, Southern Company
Caroline Nelson, Geosyntec Consultants, Inc
Anthony Szwast, Geosyntec Consultants

This report shall not be reproduced, except in full,
without the written consent of Pace Analytical Services, LLC.

Pace Analytical Services, LLC
9800 Kincey Ave. Suite 100
Huntersville, NC 28078
(704)875-9092

CERTIFICATIONS

Project: Plant Hammond AP-1 (CA)
Pace Project No.: 92714148

Pace Analytical Services Asheville
2225 Riverside Drive, Asheville, NC 28804
Florida/NELAP Certification #: E87648
North Carolina Drinking Water Certification #: 37712
North Carolina Wastewater Certification #: 40
South Carolina Laboratory ID: 99030
South Carolina Certification #: 99030001
Virginia/VELAP Certification #: 460222

Pace Analytical Services Peachtree Corners
110 Technology Pkwy, Peachtree Corners, GA 30092
Florida DOH Certification #: E87315
Georgia DW Inorganics Certification #: 812
North Carolina Certification #: 381
South Carolina Certification #: 98011001
Virginia Certification #: 460204

REPORT OF LABORATORY ANALYSIS

This report shall not be reproduced, except in full,
without the written consent of Pace Analytical Services, LLC.

Pace Analytical Services, LLC
9800 Kincey Ave. Suite 100
Huntersville, NC 28078
(704)875-9092

SAMPLE SUMMARY

Project: Plant Hammond AP-1 (CA)
Pace Project No.: 92714148

Lab ID	Sample ID	Matrix	Date Collected	Date Received
92714148001	**HAM-PT-07**	Water	02/15/24 12:51	02/19/24 13:30
92714148002	**HAM-PT-08**	Water	02/15/24 10:51	02/19/24 13:30
92714148003	**HAM-PT-09**	Water	02/15/24 12:34	02/19/24 13:30
92714148004	**HAM-PT-10**	Water	02/15/24 11:02	02/19/24 13:30
92714148005	**HAM-AP1-EB-01-PT**	Water	02/15/24 13:05	02/19/24 13:30
92714148006	**HAM-AP1-FB-01-PT**	Water	02/15/24 13:00	02/19/24 13:30
92714148007	**HAM-AP1-FD-01-PT**	Water	02/15/24 00:00	02/19/24 13:30

This report shall not be reproduced, except in full,
without the written consent of Pace Analytical Services, LLC.

Pace Analytical Services, LLC
9800 Kincey Ave. Suite 100
Huntersville, NC 28078
(704)875-9092

SAMPLE ANALYTE COUNT

Project: Plant Hammond AP-1 (CA)
Pace Project No.: 92714148

Lab ID	Sample ID	Method	Analysts	Analytes Reported
92714148001	**HAM-PT-07**	EPA 6010D	DRB	6
		EPA 6020B	CW1	13
		EPA 7470A	VB	1
		SM 2540C-2015	DL1	1
		SM 2320B-2011	SMS	3
		SM 4500-S2D-2011	JP1	1
		EPA 300.0 Rev 2.1 1993	JCM	3
92714148002	**HAM-PT-08**	EPA 6010D	DRB	6
		EPA 6020B	CW1	13
		EPA 7470A	VB	1
		SM 2540C-2015	DL1	1
		SM 2320B-2011	SMS	3
		SM 4500-S2D-2011	JP1	1
		EPA 300.0 Rev 2.1 1993	JCM	3
92714148003	**HAM-PT-09**	EPA 6010D	DRB	6
		EPA 6020B	CW1	13
		EPA 7470A	VB	1
		SM 2540C-2015	DL1	1
		SM 2320B-2011	SMS	3
		SM 4500-S2D-2011	JP1	1
		EPA 300.0 Rev 2.1 1993	JCM	3
92714148004	**HAM-PT-10**	EPA 6010D	DRB	6
		EPA 6020B	CW1	13
		EPA 7470A	VB	1
		SM 2540C-2015	DL1	1
		SM 2320B-2011	SMS	3
		SM 4500-S2D-2011	JP1	1
		EPA 300.0 Rev 2.1 1993	JCM	3
92714148005	**HAM-AP1-EB-01-PT**	EPA 6010D	DRB	6
		EPA 6020B	CW1	13
		EPA 7470A	VB	1
		SM 2540C-2015	DL1	1
		SM 2320B-2011	SMS	3
		SM 4500-S2D-2011	JP1	1
		EPA 300.0 Rev 2.1 1993	JCM	3
92714148006	**HAM-AP1-FB-01-PT**	EPA 6010D	DRB	6
		EPA 6020B	CW1	13

REPORT OF LABORATORY ANALYSIS

This report shall not be reproduced, except in full,
without the written consent of Pace Analytical Services, LLC.

Pace Analytical Services, LLC
9800 Kincey Ave. Suite 100
Huntersville, NC 28078
(704)875-9092

SAMPLE ANALYTE COUNT

Project: Plant Hammond AP-1 (CA)
Pace Project No.: 92714148

Lab ID	Sample ID	Method	Analysts	Analytes Reported
		EPA 7470A	VB	1
		SM 2540C-2015	DL1	1
		SM 2320B-2011	SMS	3
		SM 4500-S2D-2011	JP1	1
		EPA 300.0 Rev 2.1 1993	JCM	3
92714148007	**HAM-AP1-FD-01-PT**	EPA 6010D	DRB	6
		EPA 6020B	CW1	13
		EPA 7470A	VB	1
		SM 2540C-2015	DL1	1
		SM 2320B-2011	SMS	3
		SM 4500-S2D-2011	JP1	1
		EPA 300.0 Rev 2.1 1993	CDC	3

PASI-A = Pace Analytical Services - Asheville
PASI-GA = Pace Analytical Services - Peachtree Corners, GA

This report shall not be reproduced, except in full,
without the written consent of Pace Analytical Services, LLC.

Pace Analytical Services, LLC
9800 Kincey Ave. Suite 100
Huntersville, NC 28078
(704)875-9092

SUMMARY OF DETECTION

Project: Plant Hammond AP-1 (CA)
Pace Project No.: 92714148

Lab Sample ID / Method	Client Sample ID / Parameters	Result	Units	Report Limit	Analyzed	Qualifiers
92714148001	**HAM-PT-07**					
EPA 6010D	Iron	24.5	mg/L	0.040	02/28/24 15:08	
EPA 6010D	Manganese	5.8	mg/L	0.040	02/28/24 15:08	
EPA 6010D	Potassium	7.1	mg/L	0.50	02/28/24 15:08	
EPA 6010D	Sodium	7.5	mg/L	1.0	02/28/24 15:08	
EPA 6010D	Calcium	190	mg/L	1.0	02/28/24 15:08	
EPA 6010D	Magnesium	26.4	mg/L	0.050	02/28/24 15:08	
EPA 6020B	Antimony	0.00069J	mg/L	0.0030	02/26/24 16:36	
EPA 6020B	Arsenic	0.30	mg/L	0.010	02/26/24 16:36	
EPA 6020B	Barium	0.064	mg/L	0.0050	02/26/24 16:36	
EPA 6020B	Boron	0.86	mg/L	0.040	02/26/24 16:36	
EPA 6020B	Cobalt	0.084	mg/L	0.0050	02/26/24 16:36	
EPA 6020B	Lithium	0.069	mg/L	0.030	02/26/24 16:36	
EPA 6020B	Molybdenum	0.011	mg/L	0.010	02/26/24 16:36	
SM 2540C-2015	Total Dissolved Solids	876	mg/L	25.0	02/20/24 12:56	
SM 2320B-2011	Alkalinity,Bicarbonate (CaCO3)	89.6	mg/L	5.0	02/21/24 18:51	
SM 2320B-2011	Alkalinity, Total as CaCO3	89.6	mg/L	5.0	02/21/24 18:51	
EPA 300.0 Rev 2.1 1993	Chloride	15.4	mg/L	1.0	02/20/24 06:21	
EPA 300.0 Rev 2.1 1993	Fluoride	0.29	mg/L	0.10	02/20/24 06:21	
EPA 300.0 Rev 2.1 1993	Sulfate	452	mg/L	10.0	02/20/24 07:18	
92714148002	**HAM-PT-08**					
EPA 6010D	Iron	10.6	mg/L	0.040	02/28/24 15:10	
EPA 6010D	Manganese	2.9	mg/L	0.040	02/28/24 15:10	
EPA 6010D	Potassium	5.9	mg/L	0.50	02/28/24 15:10	
EPA 6010D	Sodium	7.1	mg/L	1.0	02/28/24 15:10	
EPA 6010D	Calcium	109	mg/L	1.0	02/28/24 15:10	
EPA 6010D	Magnesium	14.8	mg/L	0.050	02/28/24 15:10	
EPA 6020B	Arsenic	0.19	mg/L	0.010	02/26/24 16:40	
EPA 6020B	Barium	0.055	mg/L	0.0050	02/26/24 16:40	
EPA 6020B	Boron	0.88	mg/L	0.040	02/26/24 16:40	
EPA 6020B	Cobalt	0.033	mg/L	0.0050	02/26/24 16:40	
EPA 6020B	Lithium	0.026J	mg/L	0.030	02/26/24 16:40	
EPA 6020B	Molybdenum	0.0096J	mg/L	0.010	02/26/24 16:40	
SM 2540C-2015	Total Dissolved Solids	516	mg/L	25.0	02/20/24 12:56	
SM 2320B-2011	Alkalinity,Bicarbonate (CaCO3)	69.0	mg/L	5.0	02/21/24 19:14	
SM 2320B-2011	Alkalinity, Total as CaCO3	69.0	mg/L	5.0	02/21/24 19:14	
EPA 300.0 Rev 2.1 1993	Chloride	15.4	mg/L	1.0	02/20/24 06:35	
EPA 300.0 Rev 2.1 1993	Fluoride	0.15	mg/L	0.10	02/20/24 06:35	
EPA 300.0 Rev 2.1 1993	Sulfate	251	mg/L	5.0	02/20/24 07:33	
92714148003	**HAM-PT-09**					
EPA 6010D	Iron	10.7	mg/L	0.040	02/28/24 15:12	
EPA 6010D	Manganese	3.0	mg/L	0.040	02/28/24 15:12	
EPA 6010D	Potassium	6.0	mg/L	0.50	02/28/24 15:12	
EPA 6010D	Sodium	7.2	mg/L	1.0	02/28/24 15:12	
EPA 6010D	Calcium	111	mg/L	1.0	02/28/24 15:12	
EPA 6010D	Magnesium	14.9	mg/L	0.050	02/28/24 15:12	
EPA 6020B	Barium	0.051	mg/L	0.0050	02/26/24 16:43	

REPORT OF LABORATORY ANALYSIS

This report shall not be reproduced, except in full,
without the written consent of Pace Analytical Services, LLC.

Pace Analytical Services, LLC
9800 Kincey Ave. Suite 100
Huntersville, NC 28078
(704)875-9092

SUMMARY OF DETECTION

Project: Plant Hammond AP-1 (CA)
Pace Project No.: 92714148

Lab Sample ID / Method	Client Sample ID / Parameters	Result	Units	Report Limit	Analyzed	Qualifiers
92714148003	**HAM-PT-09**					
EPA 6020B	Boron	1.6	mg/L	0.040	02/26/24 16:43	
EPA 6020B	Cadmium	0.00014J	mg/L	0.00050	02/26/24 16:43	
EPA 6020B	Cobalt	0.00071J	mg/L	0.0050	02/26/24 16:43	
EPA 6020B	Molybdenum	0.38	mg/L	0.010	02/26/24 16:43	
SM 2540C-2015	Total Dissolved Solids	477	mg/L	25.0	02/20/24 12:56	
SM 2320B-2011	Alkalinity,Bicarbonate (CaCO3)	129	mg/L	5.0	02/21/24 20:02	
SM 2320B-2011	Alkalinity, Total as CaCO3	129	mg/L	5.0	02/21/24 20:02	
EPA 300.0 Rev 2.1 1993	Chloride	48.0	mg/L	1.0	02/20/24 06:50	
EPA 300.0 Rev 2.1 1993	Fluoride	0.37	mg/L	0.10	02/20/24 06:50	
EPA 300.0 Rev 2.1 1993	Sulfate	132	mg/L	3.0	02/20/24 07:47	
92714148004	**HAM-PT-10**					
EPA 6010D	Iron	0.32	mg/L	0.040	02/28/24 15:15	
EPA 6010D	Manganese	0.67	mg/L	0.040	02/28/24 15:15	
EPA 6010D	Potassium	7.2	mg/L	0.50	02/28/24 15:15	
EPA 6010D	Sodium	9.5	mg/L	1.0	02/28/24 15:15	
EPA 6010D	Calcium	112	mg/L	1.0	02/28/24 15:15	
EPA 6010D	Magnesium	15.3	mg/L	0.050	02/28/24 15:15	
EPA 6020B	Barium	0.055	mg/L	0.0050	02/26/24 16:47	
EPA 6020B	Boron	2.0	mg/L	0.040	02/26/24 16:47	
EPA 6020B	Cobalt	0.0018J	mg/L	0.0050	02/26/24 16:47	
EPA 6020B	Molybdenum	0.065	mg/L	0.010	02/26/24 16:47	
SM 2540C-2015	Total Dissolved Solids	518	mg/L	25.0	02/20/24 12:57	
SM 2320B-2011	Alkalinity,Bicarbonate (CaCO3)	139	mg/L	5.0	02/21/24 20:12	
SM 2320B-2011	Alkalinity, Total as CaCO3	139	mg/L	5.0	02/21/24 20:12	
EPA 300.0 Rev 2.1 1993	Chloride	60.3	mg/L	1.0	02/20/24 07:04	
EPA 300.0 Rev 2.1 1993	Fluoride	0.18	mg/L	0.10	02/20/24 07:04	
EPA 300.0 Rev 2.1 1993	Sulfate	139	mg/L	3.0	02/20/24 08:01	
92714148005	**HAM-AP1-EB-01-PT**					
EPA 6010D	Magnesium	0.013J	mg/L	0.050	02/28/24 15:17	
EPA 6020B	Boron	0.014J	mg/L	0.040	02/26/24 16:51	
92714148007	**HAM-AP1-FD-01-PT**					
EPA 6010D	Iron	0.31	mg/L	0.040	02/28/24 15:23	
EPA 6010D	Manganese	0.64	mg/L	0.040	02/28/24 15:23	
EPA 6010D	Potassium	7.3	mg/L	0.50	02/28/24 15:23	
EPA 6010D	Sodium	9.6	mg/L	1.0	02/28/24 15:23	
EPA 6010D	Calcium	112	mg/L	1.0	02/28/24 15:23	
EPA 6010D	Magnesium	15.5	mg/L	0.050	02/28/24 15:23	
EPA 6020B	Barium	0.059	mg/L	0.0050	02/26/24 16:58	
EPA 6020B	Boron	2.1	mg/L	0.040	02/26/24 16:58	
EPA 6020B	Cobalt	0.0019J	mg/L	0.0050	02/26/24 16:58	
EPA 6020B	Molybdenum	0.069	mg/L	0.010	02/26/24 16:58	
SM 2540C-2015	Total Dissolved Solids	518	mg/L	25.0	02/20/24 12:58	
SM 2320B-2011	Alkalinity,Bicarbonate (CaCO3)	143	mg/L	5.0	02/21/24 20:31	
SM 2320B-2011	Alkalinity, Total as CaCO3	143	mg/L	5.0	02/21/24 20:31	
EPA 300.0 Rev 2.1 1993	Chloride	59.4	mg/L	1.0	02/20/24 20:13	
EPA 300.0 Rev 2.1 1993	Fluoride	0.19	mg/L	0.10	02/20/24 20:13	

REPORT OF LABORATORY ANALYSIS

This report shall not be reproduced, except in full,
without the written consent of Pace Analytical Services, LLC.

Pace Analytical Services, LLC
9800 Kincey Ave. Suite 100
Huntersville, NC 28078
(704)875-9092

SUMMARY OF DETECTION

Project: Plant Hammond AP-1 (CA)
Pace Project No.: 92714148

Lab Sample ID / Method	Client Sample ID / Parameters	Result	Units	Report Limit	Analyzed	Qualifiers
92714148007	**HAM-AP1-FD-01-PT**					
EPA 300.0 Rev 2.1 1993	Sulfate	141	mg/L	3.0	02/21/24 04:08	

This report shall not be reproduced, except in full,
without the written consent of Pace Analytical Services, LLC.

Pace Analytical Services, LLC
9800 Kincey Ave. Suite 100
Huntersville, NC 28078
(704)875-9092

ANALYTICAL RESULTS

Project: Plant Hammond AP-1 (CA)
Pace Project No.: 92714148

Sample: HAM-PT-07 **Lab ID: 92714148001** Collected: 02/15/24 12:51 Received: 02/19/24 13:30 Matrix: Water

Parameters	Results	Units	Report Limit	MDL	DF	Prepared	Analyzed	CAS No.	Qual
6010D ATL ICP	Analytical Method: EPA 6010D Preparation Method: EPA 3010A Pace Analytical Services - Peachtree Corners, GA								
Iron	**24.5**	mg/L	0.040	0.025	1	02/20/24 20:35	02/28/24 15:08	7439-89-6	
Manganese	**5.8**	mg/L	0.040	0.011	1	02/20/24 20:35	02/28/24 15:08	7439-96-5	
Potassium	**7.1**	mg/L	0.50	0.15	1	02/20/24 20:35	02/28/24 15:08	7440-09-7	
Sodium	**7.5**	mg/L	1.0	0.58	1	02/20/24 20:35	02/28/24 15:08	7440-23-5	
Calcium	**190**	mg/L	1.0	0.12	1	02/20/24 20:35	02/28/24 15:08	7440-70-2	
Magnesium	**26.4**	mg/L	0.050	0.012	1	02/20/24 20:35	02/28/24 15:08	7439-95-4	
6020 MET ICPMS	Analytical Method: EPA 6020B Preparation Method: EPA 3005A Pace Analytical Services - Peachtree Corners, GA								
Antimony	**0.00069J**	mg/L	0.0030	0.00054	1	02/20/24 15:49	02/26/24 16:36	7440-36-0	
Arsenic	**0.30**	mg/L	0.010	0.00084	1	02/20/24 15:49	02/26/24 16:36	7440-38-2	
Barium	**0.064**	mg/L	0.0050	0.00047	1	02/20/24 15:49	02/26/24 16:36	7440-39-3	
Beryllium	ND	mg/L	0.00050	0.000094	1	02/20/24 15:49	02/26/24 16:36	7440-41-7	
Boron	**0.86**	mg/L	0.040	0.012	1	02/20/24 15:49	02/26/24 16:36	7440-42-8	
Cadmium	ND	mg/L	0.00050	0.00010	1	02/20/24 15:49	02/26/24 16:36	7440-43-9	
Chromium	ND	mg/L	0.0050	0.0019	1	02/20/24 15:49	02/26/24 16:36	7440-47-3	
Cobalt	**0.084**	mg/L	0.0050	0.00032	1	02/20/24 15:49	02/26/24 16:36	7440-48-4	
Lead	ND	mg/L	0.0010	0.00016	1	02/20/24 15:49	02/26/24 16:36	7439-92-1	
Lithium	**0.069**	mg/L	0.030	0.0016	1	02/20/24 15:49	02/26/24 16:36	7439-93-2	
Molybdenum	**0.011**	mg/L	0.010	0.00062	1	02/20/24 15:49	02/26/24 16:36	7439-98-7	
Selenium	ND	mg/L	0.0050	0.00096	1	02/20/24 15:49	02/26/24 16:36	7782-49-2	
Thallium	ND	mg/L	0.0010	0.00038	1	02/20/24 15:49	02/26/24 16:36	7440-28-0	
7470 Mercury	Analytical Method: EPA 7470A Preparation Method: EPA 7470A Pace Analytical Services - Peachtree Corners, GA								
Mercury	ND	mg/L	0.00020	0.00013	1	02/27/24 09:00	02/27/24 12:11	7439-97-6	
2540C Total Dissolved Solids	Analytical Method: SM 2540C-2015 Pace Analytical Services - Peachtree Corners, GA								
Total Dissolved Solids	**876**	mg/L	25.0	25.0	1		02/20/24 12:56		
2320B Alkalinity	Analytical Method: SM 2320B-2011 Pace Analytical Services - Asheville								
Alkalinity,Bicarbonate (CaCO3)	**89.6**	mg/L	5.0	5.0	1		02/21/24 18:51		
Alkalinity,Carbonate (CaCO3)	ND	mg/L	5.0	5.0	1		02/21/24 18:51		
Alkalinity, Total as CaCO3	**89.6**	mg/L	5.0	5.0	1		02/21/24 18:51		
4500S2D Sulfide Water	Analytical Method: SM 4500-S2D-2011 Pace Analytical Services - Asheville								
Sulfide	ND	mg/L	0.10	0.022	1		02/21/24 03:24	18496-25-8	
300.0 IC Anions 28 Days	Analytical Method: EPA 300.0 Rev 2.1 1993 Pace Analytical Services - Asheville								
Chloride	**15.4**	mg/L	1.0	0.60	1		02/20/24 06:21	16887-00-6	

REPORT OF LABORATORY ANALYSIS

This report shall not be reproduced, except in full,
without the written consent of Pace Analytical Services, LLC.

Pace Analytical Services, LLC
9800 Kincey Ave. Suite 100
Huntersville, NC 28078
(704)875-9092

ANALYTICAL RESULTS

Project: Plant Hammond AP-1 (CA)
Pace Project No.: 92714148

Sample: HAM-PT-07 **Lab ID: 92714148001** Collected: 02/15/24 12:51 Received: 02/19/24 13:30 Matrix: Water

Parameters	Results	Units	Report Limit	MDL	DF	Prepared	Analyzed	CAS No.	Qual
300.0 IC Anions 28 Days	Analytical Method: EPA 300.0 Rev 2.1 1993 Pace Analytical Services - Asheville								
Fluoride	**0.29**	mg/L	0.10	0.050	1		02/20/24 06:21	16984-48-8	
Sulfate	**452**	mg/L	10.0	5.0	10		02/20/24 07:18	14808-79-8	

REPORT OF LABORATORY ANALYSIS

This report shall not be reproduced, except in full,
without the written consent of Pace Analytical Services, LLC.

Pace Analytical Services, LLC
9800 Kincey Ave. Suite 100
Huntersville, NC 28078
(704)875-9092

ANALYTICAL RESULTS

Project: Plant Hammond AP-1 (CA)
Pace Project No.: 92714148

Sample: HAM-PT-08 **Lab ID: 92714148002** Collected: 02/15/24 10:51 Received: 02/19/24 13:30 Matrix: Water

Parameters	Results	Units	Report Limit	MDL	DF	Prepared	Analyzed	CAS No.	Qual
6010D ATL ICP	Analytical Method: EPA 6010D Preparation Method: EPA 3010A Pace Analytical Services - Peachtree Corners, GA								
Iron	**10.6**	mg/L	0.040	0.025	1	02/20/24 20:35	02/28/24 15:10	7439-89-6	
Manganese	**2.9**	mg/L	0.040	0.011	1	02/20/24 20:35	02/28/24 15:10	7439-96-5	
Potassium	**5.9**	mg/L	0.50	0.15	1	02/20/24 20:35	02/28/24 15:10	7440-09-7	
Sodium	**7.1**	mg/L	1.0	0.58	1	02/20/24 20:35	02/28/24 15:10	7440-23-5	
Calcium	**109**	mg/L	1.0	0.12	1	02/20/24 20:35	02/28/24 15:10	7440-70-2	
Magnesium	**14.8**	mg/L	0.050	0.012	1	02/20/24 20:35	02/28/24 15:10	7439-95-4	
6020 MET ICPMS	Analytical Method: EPA 6020B Preparation Method: EPA 3005A Pace Analytical Services - Peachtree Corners, GA								
Antimony	ND	mg/L	0.0030	0.00054	1	02/20/24 15:49	02/26/24 16:40	7440-36-0	
Arsenic	**0.19**	mg/L	0.010	0.00084	1	02/20/24 15:49	02/26/24 16:40	7440-38-2	
Barium	**0.055**	mg/L	0.0050	0.00047	1	02/20/24 15:49	02/26/24 16:40	7440-39-3	
Beryllium	ND	mg/L	0.00050	0.000094	1	02/20/24 15:49	02/26/24 16:40	7440-41-7	
Boron	**0.88**	mg/L	0.040	0.012	1	02/20/24 15:49	02/26/24 16:40	7440-42-8	
Cadmium	ND	mg/L	0.00050	0.00010	1	02/20/24 15:49	02/26/24 16:40	7440-43-9	
Chromium	ND	mg/L	0.0050	0.0019	1	02/20/24 15:49	02/26/24 16:40	7440-47-3	
Cobalt	**0.033**	mg/L	0.0050	0.00032	1	02/20/24 15:49	02/26/24 16:40	7440-48-4	
Lead	ND	mg/L	0.0010	0.00016	1	02/20/24 15:49	02/26/24 16:40	7439-92-1	
Lithium	**0.026J**	mg/L	0.030	0.0016	1	02/20/24 15:49	02/26/24 16:40	7439-93-2	
Molybdenum	**0.0096J**	mg/L	0.010	0.00062	1	02/20/24 15:49	02/26/24 16:40	7439-98-7	
Selenium	ND	mg/L	0.0050	0.00096	1	02/20/24 15:49	02/26/24 16:40	7782-49-2	
Thallium	ND	mg/L	0.0010	0.00038	1	02/20/24 15:49	02/26/24 16:40	7440-28-0	
7470 Mercury	Analytical Method: EPA 7470A Preparation Method: EPA 7470A Pace Analytical Services - Peachtree Corners, GA								
Mercury	ND	mg/L	0.00020	0.00013	1	02/27/24 09:00	02/27/24 12:21	7439-97-6	
2540C Total Dissolved Solids	Analytical Method: SM 2540C-2015 Pace Analytical Services - Peachtree Corners, GA								
Total Dissolved Solids	**516**	mg/L	25.0	25.0	1		02/20/24 12:56		
2320B Alkalinity	Analytical Method: SM 2320B-2011 Pace Analytical Services - Asheville								
Alkalinity,Bicarbonate (CaCO3)	**69.0**	mg/L	5.0	5.0	1		02/21/24 19:14		
Alkalinity,Carbonate (CaCO3)	ND	mg/L	5.0	5.0	1		02/21/24 19:14		
Alkalinity, Total as CaCO3	**69.0**	mg/L	5.0	5.0	1		02/21/24 19:14		
4500S2D Sulfide Water	Analytical Method: SM 4500-S2D-2011 Pace Analytical Services - Asheville								
Sulfide	ND	mg/L	0.10	0.022	1		02/21/24 03:24	18496-25-8	
300.0 IC Anions 28 Days	Analytical Method: EPA 300.0 Rev 2.1 1993 Pace Analytical Services - Asheville								
Chloride	**15.4**	mg/L	1.0	0.60	1		02/20/24 06:35	16887-00-6	

REPORT OF LABORATORY ANALYSIS

This report shall not be reproduced, except in full,
without the written consent of Pace Analytical Services, LLC.

Pace Analytical Services, LLC
9800 Kincey Ave. Suite 100
Huntersville, NC 28078
(704)875-9092

ANALYTICAL RESULTS

Project: Plant Hammond AP-1 (CA)
Pace Project No.: 92714148

Sample: HAM-PT-08 **Lab ID: 92714148002** Collected: 02/15/24 10:51 Received: 02/19/24 13:30 Matrix: Water

Parameters	Results	Units	Report Limit	MDL	DF	Prepared	Analyzed	CAS No.	Qual
300.0 IC Anions 28 Days	Analytical Method: EPA 300.0 Rev 2.1 1993 Pace Analytical Services - Asheville								
Fluoride	**0.15**	mg/L	0.10	0.050	1		02/20/24 06:35	16984-48-8	
Sulfate	**251**	mg/L	5.0	2.5	5		02/20/24 07:33	14808-79-8	

REPORT OF LABORATORY ANALYSIS

This report shall not be reproduced, except in full,
without the written consent of Pace Analytical Services, LLC.

Pace Analytical Services, LLC
9800 Kincey Ave. Suite 100
Huntersville, NC 28078
(704)875-9092

ANALYTICAL RESULTS

Project: Plant Hammond AP-1 (CA)
Pace Project No.: 92714148

Sample: HAM-PT-09 **Lab ID: 92714148003** Collected: 02/15/24 12:34 Received: 02/19/24 13:30 Matrix: Water

Parameters	Results	Units	Report Limit	MDL	DF	Prepared	Analyzed	CAS No.	Qual
6010D ATL ICP	Analytical Method: EPA 6010D Preparation Method: EPA 3010A Pace Analytical Services - Peachtree Corners, GA								
Iron	**10.7**	mg/L	0.040	0.025	1	02/20/24 20:35	02/28/24 15:12	7439-89-6	
Manganese	**3.0**	mg/L	0.040	0.011	1	02/20/24 20:35	02/28/24 15:12	7439-96-5	
Potassium	**6.0**	mg/L	0.50	0.15	1	02/20/24 20:35	02/28/24 15:12	7440-09-7	
Sodium	**7.2**	mg/L	1.0	0.58	1	02/20/24 20:35	02/28/24 15:12	7440-23-5	
Calcium	**111**	mg/L	1.0	0.12	1	02/20/24 20:35	02/28/24 15:12	7440-70-2	
Magnesium	**14.9**	mg/L	0.050	0.012	1	02/20/24 20:35	02/28/24 15:12	7439-95-4	
6020 MET ICPMS	Analytical Method: EPA 6020B Preparation Method: EPA 3005A Pace Analytical Services - Peachtree Corners, GA								
Antimony	ND	mg/L	0.0030	0.00054	1	02/20/24 15:49	02/26/24 16:43	7440-36-0	
Arsenic	ND	mg/L	0.010	0.00084	1	02/20/24 15:49	02/26/24 16:43	7440-38-2	
Barium	**0.051**	mg/L	0.0050	0.00047	1	02/20/24 15:49	02/26/24 16:43	7440-39-3	
Beryllium	ND	mg/L	0.00050	0.000094	1	02/20/24 15:49	02/26/24 16:43	7440-41-7	
Boron	**1.6**	mg/L	0.040	0.012	1	02/20/24 15:49	02/26/24 16:43	7440-42-8	
Cadmium	**0.00014J**	mg/L	0.00050	0.00010	1	02/20/24 15:49	02/26/24 16:43	7440-43-9	
Chromium	ND	mg/L	0.0050	0.0019	1	02/20/24 15:49	02/26/24 16:43	7440-47-3	
Cobalt	**0.00071J**	mg/L	0.0050	0.00032	1	02/20/24 15:49	02/26/24 16:43	7440-48-4	
Lead	ND	mg/L	0.0010	0.00016	1	02/20/24 15:49	02/26/24 16:43	7439-92-1	
Lithium	ND	mg/L	0.030	0.0016	1	02/20/24 15:49	02/26/24 16:43	7439-93-2	
Molybdenum	**0.38**	mg/L	0.010	0.00062	1	02/20/24 15:49	02/26/24 16:43	7439-98-7	
Selenium	ND	mg/L	0.0050	0.00096	1	02/20/24 15:49	02/26/24 16:43	7782-49-2	
Thallium	ND	mg/L	0.0010	0.00038	1	02/20/24 15:49	02/26/24 16:43	7440-28-0	
7470 Mercury	Analytical Method: EPA 7470A Preparation Method: EPA 7470A Pace Analytical Services - Peachtree Corners, GA								
Mercury	ND	mg/L	0.00020	0.00013	1	02/27/24 09:00	02/27/24 12:24	7439-97-6	
2540C Total Dissolved Solids	Analytical Method: SM 2540C-2015 Pace Analytical Services - Peachtree Corners, GA								
Total Dissolved Solids	**477**	mg/L	25.0	25.0	1		02/20/24 12:56		
2320B Alkalinity	Analytical Method: SM 2320B-2011 Pace Analytical Services - Asheville								
Alkalinity,Bicarbonate (CaCO3)	**129**	mg/L	5.0	5.0	1		02/21/24 20:02		
Alkalinity,Carbonate (CaCO3)	ND	mg/L	5.0	5.0	1		02/21/24 20:02		
Alkalinity, Total as CaCO3	**129**	mg/L	5.0	5.0	1		02/21/24 20:02		
4500S2D Sulfide Water	Analytical Method: SM 4500-S2D-2011 Pace Analytical Services - Asheville								
Sulfide	ND	mg/L	0.10	0.022	1		02/21/24 03:24	18496-25-8	
300.0 IC Anions 28 Days	Analytical Method: EPA 300.0 Rev 2.1 1993 Pace Analytical Services - Asheville								
Chloride	**48.0**	mg/L	1.0	0.60	1		02/20/24 06:50	16887-00-6	

REPORT OF LABORATORY ANALYSIS

This report shall not be reproduced, except in full,
without the written consent of Pace Analytical Services, LLC.

Pace Analytical Services, LLC
9800 Kincey Ave. Suite 100
Huntersville, NC 28078
(704)875-9092

ANALYTICAL RESULTS

Project: Plant Hammond AP-1 (CA)
Pace Project No.: 92714148

Sample: HAM-PT-09 **Lab ID: 92714148003** Collected: 02/15/24 12:34 Received: 02/19/24 13:30 Matrix: Water

Parameters	Results	Units	Report Limit	MDL	DF	Prepared	Analyzed	CAS No.	Qual
300.0 IC Anions 28 Days	Analytical Method: EPA 300.0 Rev 2.1 1993 Pace Analytical Services - Asheville								
Fluoride	**0.37**	mg/L	0.10	0.050	1		02/20/24 06:50	16984-48-8	
Sulfate	**132**	mg/L	3.0	1.5	3		02/20/24 07:47	14808-79-8	

REPORT OF LABORATORY ANALYSIS

This report shall not be reproduced, except in full,
without the written consent of Pace Analytical Services, LLC.

Pace Analytical Services, LLC
9800 Kincey Ave. Suite 100
Huntersville, NC 28078
(704)875-9092

ANALYTICAL RESULTS

Project: Plant Hammond AP-1 (CA)
Pace Project No.: 92714148

Sample: HAM-PT-10 **Lab ID: 92714148004** Collected: 02/15/24 11:02 Received: 02/19/24 13:30 Matrix: Water

Parameters	Results	Units	Report Limit	MDL	DF	Prepared	Analyzed	CAS No.	Qual
6010D ATL ICP	Analytical Method: EPA 6010D Preparation Method: EPA 3010A Pace Analytical Services - Peachtree Corners, GA								
Iron	**0.32**	mg/L	0.040	0.025	1	02/20/24 20:35	02/28/24 15:15	7439-89-6	
Manganese	**0.67**	mg/L	0.040	0.011	1	02/20/24 20:35	02/28/24 15:15	7439-96-5	
Potassium	**7.2**	mg/L	0.50	0.15	1	02/20/24 20:35	02/28/24 15:15	7440-09-7	
Sodium	**9.5**	mg/L	1.0	0.58	1	02/20/24 20:35	02/28/24 15:15	7440-23-5	
Calcium	**112**	mg/L	1.0	0.12	1	02/20/24 20:35	02/28/24 15:15	7440-70-2	
Magnesium	**15.3**	mg/L	0.050	0.012	1	02/20/24 20:35	02/28/24 15:15	7439-95-4	
6020 MET ICPMS	Analytical Method: EPA 6020B Preparation Method: EPA 3005A Pace Analytical Services - Peachtree Corners, GA								
Antimony	ND	mg/L	0.0030	0.00054	1	02/20/24 15:49	02/26/24 16:47	7440-36-0	
Arsenic	ND	mg/L	0.010	0.00084	1	02/20/24 15:49	02/26/24 16:47	7440-38-2	
Barium	**0.055**	mg/L	0.0050	0.00047	1	02/20/24 15:49	02/26/24 16:47	7440-39-3	
Beryllium	ND	mg/L	0.00050	0.000094	1	02/20/24 15:49	02/26/24 16:47	7440-41-7	
Boron	**2.0**	mg/L	0.040	0.012	1	02/20/24 15:49	02/26/24 16:47	7440-42-8	
Cadmium	ND	mg/L	0.00050	0.00010	1	02/20/24 15:49	02/26/24 16:47	7440-43-9	
Chromium	ND	mg/L	0.0050	0.0019	1	02/20/24 15:49	02/26/24 16:47	7440-47-3	
Cobalt	**0.0018J**	mg/L	0.0050	0.00032	1	02/20/24 15:49	02/26/24 16:47	7440-48-4	
Lead	ND	mg/L	0.0010	0.00016	1	02/20/24 15:49	02/26/24 16:47	7439-92-1	
Lithium	ND	mg/L	0.030	0.0016	1	02/20/24 15:49	02/26/24 16:47	7439-93-2	
Molybdenum	**0.065**	mg/L	0.010	0.00062	1	02/20/24 15:49	02/26/24 16:47	7439-98-7	
Selenium	ND	mg/L	0.0050	0.00096	1	02/20/24 15:49	02/26/24 16:47	7782-49-2	
Thallium	ND	mg/L	0.0010	0.00038	1	02/20/24 15:49	02/26/24 16:47	7440-28-0	
7470 Mercury	Analytical Method: EPA 7470A Preparation Method: EPA 7470A Pace Analytical Services - Peachtree Corners, GA								
Mercury	ND	mg/L	0.00020	0.00013	1	02/27/24 09:00	02/27/24 12:26	7439-97-6	
2540C Total Dissolved Solids	Analytical Method: SM 2540C-2015 Pace Analytical Services - Peachtree Corners, GA								
Total Dissolved Solids	**518**	mg/L	25.0	25.0	1		02/20/24 12:57		
2320B Alkalinity	Analytical Method: SM 2320B-2011 Pace Analytical Services - Asheville								
Alkalinity,Bicarbonate (CaCO3)	**139**	mg/L	5.0	5.0	1		02/21/24 20:12		
Alkalinity,Carbonate (CaCO3)	ND	mg/L	5.0	5.0	1		02/21/24 20:12		
Alkalinity, Total as CaCO3	**139**	mg/L	5.0	5.0	1		02/21/24 20:12		
4500S2D Sulfide Water	Analytical Method: SM 4500-S2D-2011 Pace Analytical Services - Asheville								
Sulfide	ND	mg/L	0.10	0.022	1		02/21/24 03:25	18496-25-8	
300.0 IC Anions 28 Days	Analytical Method: EPA 300.0 Rev 2.1 1993 Pace Analytical Services - Asheville								
Chloride	**60.3**	mg/L	1.0	0.60	1		02/20/24 07:04	16887-00-6	

REPORT OF LABORATORY ANALYSIS

This report shall not be reproduced, except in full,
without the written consent of Pace Analytical Services, LLC.

Pace Analytical Services, LLC
9800 Kincey Ave. Suite 100
Huntersville, NC 28078
(704)875-9092

ANALYTICAL RESULTS

Project: Plant Hammond AP-1 (CA)
Pace Project No.: 92714148

Sample: HAM-PT-10 **Lab ID: 92714148004** Collected: 02/15/24 11:02 Received: 02/19/24 13:30 Matrix: Water

Parameters	Results	Units	Report Limit	MDL	DF	Prepared	Analyzed	CAS No.	Qual
300.0 IC Anions 28 Days	Analytical Method: EPA 300.0 Rev 2.1 1993 Pace Analytical Services - Asheville								
Fluoride	**0.18**	mg/L	0.10	0.050	1		02/20/24 07:04	16984-48-8	
Sulfate	**139**	mg/L	3.0	1.5	3		02/20/24 08:01	14808-79-8	

REPORT OF LABORATORY ANALYSIS

This report shall not be reproduced, except in full,
without the written consent of Pace Analytical Services, LLC.

Pace Analytical Services, LLC
9800 Kincey Ave. Suite 100
Huntersville, NC 28078
(704)875-9092

ANALYTICAL RESULTS

Project: Plant Hammond AP-1 (CA)
Pace Project No.: 92714148

Sample: HAM-AP1-EB-01-PT **Lab ID: 92714148005** Collected: 02/15/24 13:05 Received: 02/19/24 13:30 Matrix: Water

Parameters	Results	Units	Report Limit	MDL	DF	Prepared	Analyzed	CAS No.	Qual
6010D ATL ICP	Analytical Method: EPA 6010D Preparation Method: EPA 3010A Pace Analytical Services - Peachtree Corners, GA								
Iron	ND	mg/L	0.040	0.025	1	02/20/24 20:35	02/28/24 15:17	7439-89-6	
Manganese	ND	mg/L	0.040	0.011	1	02/20/24 20:35	02/28/24 15:17	7439-96-5	
Potassium	ND	mg/L	0.50	0.15	1	02/20/24 20:35	02/28/24 15:17	7440-09-7	
Sodium	ND	mg/L	1.0	0.58	1	02/20/24 20:35	02/28/24 15:17	7440-23-5	
Calcium	ND	mg/L	1.0	0.12	1	02/20/24 20:35	02/28/24 15:17	7440-70-2	
Magnesium	**0.013J**	mg/L	0.050	0.012	1	02/20/24 20:35	02/28/24 15:17	7439-95-4	
6020 MET ICPMS	Analytical Method: EPA 6020B Preparation Method: EPA 3005A Pace Analytical Services - Peachtree Corners, GA								
Antimony	ND	mg/L	0.0030	0.00054	1	02/20/24 15:49	02/26/24 16:51	7440-36-0	
Arsenic	ND	mg/L	0.010	0.00084	1	02/20/24 15:49	02/26/24 16:51	7440-38-2	
Barium	ND	mg/L	0.0050	0.00047	1	02/20/24 15:49	02/26/24 16:51	7440-39-3	
Beryllium	ND	mg/L	0.00050	0.000094	1	02/20/24 15:49	02/26/24 16:51	7440-41-7	
Boron	**0.014J**	mg/L	0.040	0.012	1	02/20/24 15:49	02/26/24 16:51	7440-42-8	
Cadmium	ND	mg/L	0.00050	0.00010	1	02/20/24 15:49	02/26/24 16:51	7440-43-9	
Chromium	ND	mg/L	0.0050	0.0019	1	02/20/24 15:49	02/26/24 16:51	7440-47-3	
Cobalt	ND	mg/L	0.0050	0.00032	1	02/20/24 15:49	02/26/24 16:51	7440-48-4	
Lead	ND	mg/L	0.0010	0.00016	1	02/20/24 15:49	02/26/24 16:51	7439-92-1	
Lithium	ND	mg/L	0.030	0.0016	1	02/20/24 15:49	02/26/24 16:51	7439-93-2	
Molybdenum	ND	mg/L	0.010	0.00062	1	02/20/24 15:49	02/26/24 16:51	7439-98-7	
Selenium	ND	mg/L	0.0050	0.00096	1	02/20/24 15:49	02/26/24 16:51	7782-49-2	
Thallium	ND	mg/L	0.0010	0.00038	1	02/20/24 15:49	02/26/24 16:51	7440-28-0	
7470 Mercury	Analytical Method: EPA 7470A Preparation Method: EPA 7470A Pace Analytical Services - Peachtree Corners, GA								
Mercury	ND	mg/L	0.00020	0.00013	1	02/27/24 09:00	02/27/24 12:34	7439-97-6	
2540C Total Dissolved Solids	Analytical Method: SM 2540C-2015 Pace Analytical Services - Peachtree Corners, GA								
Total Dissolved Solids	ND	mg/L	25.0	25.0	1		02/20/24 12:57		
2320B Alkalinity	Analytical Method: SM 2320B-2011 Pace Analytical Services - Asheville								
Alkalinity,Bicarbonate (CaCO3)	ND	mg/L	5.0	5.0	1		02/21/24 20:22		
Alkalinity,Carbonate (CaCO3)	ND	mg/L	5.0	5.0	1		02/21/24 20:22		
Alkalinity, Total as CaCO3	ND	mg/L	5.0	5.0	1		02/21/24 20:22		
4500S2D Sulfide Water	Analytical Method: SM 4500-S2D-2011 Pace Analytical Services - Asheville								
Sulfide	ND	mg/L	0.10	0.022	1		02/21/24 03:26	18496-25-8	R1
300.0 IC Anions 28 Days	Analytical Method: EPA 300.0 Rev 2.1 1993 Pace Analytical Services - Asheville								
Chloride	ND	mg/L	1.0	0.60	1		02/20/24 01:04	16887-00-6	

REPORT OF LABORATORY ANALYSIS

This report shall not be reproduced, except in full,
without the written consent of Pace Analytical Services, LLC.

Pace Analytical Services, LLC
9800 Kincey Ave. Suite 100
Huntersville, NC 28078
(704)875-9092

ANALYTICAL RESULTS

Project: Plant Hammond AP-1 (CA)
Pace Project No.: 92714148

Sample: HAM-AP1-EB-01-PT **Lab ID: 92714148005** Collected: 02/15/24 13:05 Received: 02/19/24 13:30 Matrix: Water

Parameters	Results	Units	Report Limit	MDL	DF	Prepared	Analyzed	CAS No.	Qual
300.0 IC Anions 28 Days	Analytical Method: EPA 300.0 Rev 2.1 1993 Pace Analytical Services - Asheville								
Fluoride	ND	mg/L	0.10	0.050	1		02/20/24 01:04	16984-48-8	
Sulfate	ND	mg/L	1.0	0.50	1		02/20/24 01:04	14808-79-8	

REPORT OF LABORATORY ANALYSIS

This report shall not be reproduced, except in full,
without the written consent of Pace Analytical Services, LLC.

Pace Analytical Services, LLC
9800 Kincey Ave. Suite 100
Huntersville, NC 28078
(704)875-9092

ANALYTICAL RESULTS

Project: Plant Hammond AP-1 (CA)
Pace Project No.: 92714148

Sample: HAM-AP1-FB-01-PT **Lab ID: 92714148006** Collected: 02/15/24 13:00 Received: 02/19/24 13:30 Matrix: Water

Parameters	Results	Units	Report Limit	MDL	DF	Prepared	Analyzed	CAS No.	Qual
6010D ATL ICP	Analytical Method: EPA 6010D Preparation Method: EPA 3010A Pace Analytical Services - Peachtree Corners, GA								
Iron	ND	mg/L	0.040	0.025	1	02/20/24 20:35	02/28/24 15:20	7439-89-6	
Manganese	ND	mg/L	0.040	0.011	1	02/20/24 20:35	02/28/24 15:20	7439-96-5	
Potassium	ND	mg/L	0.50	0.15	1	02/20/24 20:35	02/28/24 15:20	7440-09-7	
Sodium	ND	mg/L	1.0	0.58	1	02/20/24 20:35	02/28/24 15:20	7440-23-5	
Calcium	ND	mg/L	1.0	0.12	1	02/20/24 20:35	02/28/24 15:20	7440-70-2	
Magnesium	ND	mg/L	0.050	0.012	1	02/20/24 20:35	02/28/24 15:20	7439-95-4	
6020 MET ICPMS	Analytical Method: EPA 6020B Preparation Method: EPA 3005A Pace Analytical Services - Peachtree Corners, GA								
Antimony	ND	mg/L	0.0030	0.00054	1	02/20/24 15:49	02/26/24 16:55	7440-36-0	
Arsenic	ND	mg/L	0.010	0.00084	1	02/20/24 15:49	02/26/24 16:55	7440-38-2	
Barium	ND	mg/L	0.0050	0.00047	1	02/20/24 15:49	02/26/24 16:55	7440-39-3	
Beryllium	ND	mg/L	0.00050	0.000094	1	02/20/24 15:49	02/26/24 16:55	7440-41-7	
Boron	ND	mg/L	0.040	0.012	1	02/20/24 15:49	02/26/24 16:55	7440-42-8	
Cadmium	ND	mg/L	0.00050	0.00010	1	02/20/24 15:49	02/26/24 16:55	7440-43-9	
Chromium	ND	mg/L	0.0050	0.0019	1	02/20/24 15:49	02/26/24 16:55	7440-47-3	
Cobalt	ND	mg/L	0.0050	0.00032	1	02/20/24 15:49	02/26/24 16:55	7440-48-4	
Lead	ND	mg/L	0.0010	0.00016	1	02/20/24 15:49	02/26/24 16:55	7439-92-1	
Lithium	ND	mg/L	0.030	0.0016	1	02/20/24 15:49	02/26/24 16:55	7439-93-2	
Molybdenum	ND	mg/L	0.010	0.00062	1	02/20/24 15:49	02/26/24 16:55	7439-98-7	
Selenium	ND	mg/L	0.0050	0.00096	1	02/20/24 15:49	02/26/24 16:55	7782-49-2	
Thallium	ND	mg/L	0.0010	0.00038	1	02/20/24 15:49	02/26/24 16:55	7440-28-0	
7470 Mercury	Analytical Method: EPA 7470A Preparation Method: EPA 7470A Pace Analytical Services - Peachtree Corners, GA								
Mercury	ND	mg/L	0.00020	0.00013	1	02/27/24 09:00	02/27/24 12:37	7439-97-6	
2540C Total Dissolved Solids	Analytical Method: SM 2540C-2015 Pace Analytical Services - Peachtree Corners, GA								
Total Dissolved Solids	ND	mg/L	25.0	25.0	1		02/20/24 12:58		
2320B Alkalinity	Analytical Method: SM 2320B-2011 Pace Analytical Services - Asheville								
Alkalinity,Bicarbonate (CaCO3)	ND	mg/L	5.0	5.0	1		02/21/24 20:27		
Alkalinity,Carbonate (CaCO3)	ND	mg/L	5.0	5.0	1		02/21/24 20:27		
Alkalinity, Total as CaCO3	ND	mg/L	5.0	5.0	1		02/21/24 20:27		
4500S2D Sulfide Water	Analytical Method: SM 4500-S2D-2011 Pace Analytical Services - Asheville								
Sulfide	ND	mg/L	0.10	0.022	1		02/21/24 03:28	18496-25-8	
300.0 IC Anions 28 Days	Analytical Method: EPA 300.0 Rev 2.1 1993 Pace Analytical Services - Asheville								
Chloride	ND	mg/L	1.0	0.60	1		02/20/24 01:19	16887-00-6	

REPORT OF LABORATORY ANALYSIS

This report shall not be reproduced, except in full,
without the written consent of Pace Analytical Services, LLC.

Pace Analytical Services, LLC
9800 Kincey Ave. Suite 100
Huntersville, NC 28078
(704)875-9092

ANALYTICAL RESULTS

Project: Plant Hammond AP-1 (CA)
Pace Project No.: 92714148

Sample: HAM-AP1-FB-01-PT **Lab ID: 92714148006** Collected: 02/15/24 13:00 Received: 02/19/24 13:30 Matrix: Water

Parameters	Results	Units	Report Limit	MDL	DF	Prepared	Analyzed	CAS No.	Qual
300.0 IC Anions 28 Days	Analytical Method: EPA 300.0 Rev 2.1 1993 Pace Analytical Services - Asheville								
Fluoride	ND	mg/L	0.10	0.050	1		02/20/24 01:19	16984-48-8	
Sulfate	ND	mg/L	1.0	0.50	1		02/20/24 01:19	14808-79-8	

REPORT OF LABORATORY ANALYSIS

This report shall not be reproduced, except in full,
without the written consent of Pace Analytical Services, LLC.

Pace Analytical Services, LLC
9800 Kincey Ave. Suite 100
Huntersville, NC 28078
(704)875-9092

ANALYTICAL RESULTS

Project: Plant Hammond AP-1 (CA)
Pace Project No.: 92714148

Sample: HAM-AP1-FD-01-PT **Lab ID: 92714148007** Collected: 02/15/24 00:00 Received: 02/19/24 13:30 Matrix: Water

Parameters	Results	Units	Report Limit	MDL	DF	Prepared	Analyzed	CAS No.	Qual
6010D ATL ICP	Analytical Method: EPA 6010D Preparation Method: EPA 3010A Pace Analytical Services - Peachtree Corners, GA								
Iron	**0.31**	mg/L	0.040	0.025	1	02/20/24 20:35	02/28/24 15:23	7439-89-6	
Manganese	**0.64**	mg/L	0.040	0.011	1	02/20/24 20:35	02/28/24 15:23	7439-96-5	
Potassium	**7.3**	mg/L	0.50	0.15	1	02/20/24 20:35	02/28/24 15:23	7440-09-7	
Sodium	**9.6**	mg/L	1.0	0.58	1	02/20/24 20:35	02/28/24 15:23	7440-23-5	
Calcium	**112**	mg/L	1.0	0.12	1	02/20/24 20:35	02/28/24 15:23	7440-70-2	
Magnesium	**15.5**	mg/L	0.050	0.012	1	02/20/24 20:35	02/28/24 15:23	7439-95-4	
6020 MET ICPMS	Analytical Method: EPA 6020B Preparation Method: EPA 3005A Pace Analytical Services - Peachtree Corners, GA								
Antimony	ND	mg/L	0.0030	0.00054	1	02/20/24 15:49	02/26/24 16:58	7440-36-0	
Arsenic	ND	mg/L	0.010	0.00084	1	02/20/24 15:49	02/26/24 16:58	7440-38-2	
Barium	**0.059**	mg/L	0.0050	0.00047	1	02/20/24 15:49	02/26/24 16:58	7440-39-3	
Beryllium	ND	mg/L	0.00050	0.000094	1	02/20/24 15:49	02/26/24 16:58	7440-41-7	
Boron	**2.1**	mg/L	0.040	0.012	1	02/20/24 15:49	02/26/24 16:58	7440-42-8	
Cadmium	ND	mg/L	0.00050	0.00010	1	02/20/24 15:49	02/26/24 16:58	7440-43-9	
Chromium	ND	mg/L	0.0050	0.0019	1	02/20/24 15:49	02/26/24 16:58	7440-47-3	
Cobalt	**0.0019J**	mg/L	0.0050	0.00032	1	02/20/24 15:49	02/26/24 16:58	7440-48-4	
Lead	ND	mg/L	0.0010	0.00016	1	02/20/24 15:49	02/26/24 16:58	7439-92-1	
Lithium	ND	mg/L	0.030	0.0016	1	02/20/24 15:49	02/26/24 16:58	7439-93-2	
Molybdenum	**0.069**	mg/L	0.010	0.00062	1	02/20/24 15:49	02/26/24 16:58	7439-98-7	
Selenium	ND	mg/L	0.0050	0.00096	1	02/20/24 15:49	02/26/24 16:58	7782-49-2	
Thallium	ND	mg/L	0.0010	0.00038	1	02/20/24 15:49	02/26/24 16:58	7440-28-0	
7470 Mercury	Analytical Method: EPA 7470A Preparation Method: EPA 7470A Pace Analytical Services - Peachtree Corners, GA								
Mercury	ND	mg/L	0.00020	0.00013	1	02/27/24 09:00	02/27/24 12:39	7439-97-6	
2540C Total Dissolved Solids	Analytical Method: SM 2540C-2015 Pace Analytical Services - Peachtree Corners, GA								
Total Dissolved Solids	**518**	mg/L	25.0	25.0	1		02/20/24 12:58		
2320B Alkalinity	Analytical Method: SM 2320B-2011 Pace Analytical Services - Asheville								
Alkalinity,Bicarbonate (CaCO3)	**143**	mg/L	5.0	5.0	1		02/21/24 20:31		
Alkalinity,Carbonate (CaCO3)	ND	mg/L	5.0	5.0	1		02/21/24 20:31		
Alkalinity, Total as CaCO3	**143**	mg/L	5.0	5.0	1		02/21/24 20:31		
4500S2D Sulfide Water	Analytical Method: SM 4500-S2D-2011 Pace Analytical Services - Asheville								
Sulfide	ND	mg/L	0.10	0.022	1		02/21/24 03:28	18496-25-8	
300.0 IC Anions 28 Days	Analytical Method: EPA 300.0 Rev 2.1 1993 Pace Analytical Services - Asheville								
Chloride	**59.4**	mg/L	1.0	0.60	1		02/20/24 20:13	16887-00-6	

REPORT OF LABORATORY ANALYSIS

This report shall not be reproduced, except in full,
without the written consent of Pace Analytical Services, LLC.

Pace Analytical Services, LLC
9800 Kincey Ave. Suite 100
Huntersville, NC 28078
(704)875-9092

ANALYTICAL RESULTS

Project: Plant Hammond AP-1 (CA)
Pace Project No.: 92714148

Sample: HAM-AP1-FD-01-PT **Lab ID: 92714148007** Collected: 02/15/24 00:00 Received: 02/19/24 13:30 Matrix: Water

Parameters	Results	Units	Report Limit	MDL	DF	Prepared	Analyzed	CAS No.	Qual
300.0 IC Anions 28 Days	Analytical Method: EPA 300.0 Rev 2.1 1993 Pace Analytical Services - Asheville								
Fluoride	**0.19**	mg/L	0.10	0.050	1		02/20/24 20:13	16984-48-8	
Sulfate	**141**	mg/L	3.0	1.5	3		02/21/24 04:08	14808-79-8	

REPORT OF LABORATORY ANALYSIS

This report shall not be reproduced, except in full,
without the written consent of Pace Analytical Services, LLC.

Pace Analytical Services, LLC
9800 Kincey Ave. Suite 100
Huntersville, NC 28078
(704)875-9092

QUALITY CONTROL DATA

Project: Plant Hammond AP-1 (CA)
Pace Project No.: 92714148

QC Batch: 833756
QC Batch Method: EPA 3010A
Analysis Method: EPA 6010D
Analysis Description: 6010D ATL
Laboratory: Pace Analytical Services - Peachtree Corners, GA
Associated Lab Samples: 92714148001, 92714148002, 92714148003, 92714148004, 92714148005, 92714148006, 92714148007

METHOD BLANK: 4308339 Matrix: Water
Associated Lab Samples: 92714148001, 92714148002, 92714148003, 92714148004, 92714148005, 92714148006, 92714148007

Parameter	Units	Blank Result	Reporting Limit	MDL	Analyzed	Qualifiers
Calcium	mg/L	ND	1.0	0.12	02/28/24 14:34	
Iron	mg/L	ND	0.040	0.025	02/28/24 14:34	
Magnesium	mg/L	ND	0.050	0.012	02/28/24 14:34	
Manganese	mg/L	ND	0.040	0.011	02/28/24 14:34	
Potassium	mg/L	ND	0.50	0.15	02/28/24 14:34	
Sodium	mg/L	ND	1.0	0.58	02/28/24 14:34	

LABORATORY CONTROL SAMPLE: 4308340

Parameter	Units	Spike Conc.	LCS Result	LCS % Rec	% Rec Limits	Qualifiers
Calcium	mg/L	1	0.96J	96	80-120	
Iron	mg/L	1	0.98	98	80-120	
Magnesium	mg/L	1	1.0	104	80-120	
Manganese	mg/L	1	0.99	99	80-120	
Potassium	mg/L	1	1.0	104	80-120	
Sodium	mg/L	1	1.1	111	80-120	

MATRIX SPIKE & MATRIX SPIKE DUPLICATE: 4308341 4308342

Parameter	Units	92714171011 Result	MS Spike Conc.	MSD Spike Conc.	MS Result	MSD Result	MS % Rec	MSD % Rec	% Rec Limits	RPD	Max RPD	Qual
Calcium	mg/L	68.1	1	1	67.5	68.8	-63	63	75-125	2	20	M1
Iron	mg/L	ND	1	1	0.98	0.98	97	97	75-125	0	20	
Magnesium	mg/L	36.0	1	1	36.0	36.6	-1	58	75-125	2	20	M1
Manganese	mg/L	ND	1	1	1.0	1.0	101	100	75-125	1	20	
Potassium	mg/L	0.87	1	1	1.8	1.8	94	92	75-125	1	20	
Sodium	mg/L	3.4	1	1	4.3	4.3	89	92	75-125	1	20	

Results presented on this page are in the units indicated by the "Units" column except where an alternate unit is presented to the right of the result.

REPORT OF LABORATORY ANALYSIS

This report shall not be reproduced, except in full,
without the written consent of Pace Analytical Services, LLC.

Pace Analytical Services, LLC
9800 Kincey Ave. Suite 100
Huntersville, NC 28078
(704)875-9092

QUALITY CONTROL DATA

Project: Plant Hammond AP-1 (CA)
Pace Project No.: 92714148

QC Batch: 833653 | Analysis Method: EPA 6020B
QC Batch Method: EPA 3005A | Analysis Description: 6020 MET
Laboratory: Pace Analytical Services - Peachtree Corners, GA
Associated Lab Samples: 92714148001, 92714148002, 92714148003, 92714148004, 92714148005, 92714148006, 92714148007

METHOD BLANK: 4307698 Matrix: Water
Associated Lab Samples: 92714148001, 92714148002, 92714148003, 92714148004, 92714148005, 92714148006, 92714148007

Parameter	Units	Blank Result	Reporting Limit	MDL	Analyzed	Qualifiers
Antimony	mg/L	ND	0.0030	0.00054	02/26/24 15:17	
Arsenic	mg/L	ND	0.010	0.00084	02/26/24 15:17	
Barium	mg/L	ND	0.0050	0.00047	02/26/24 15:17	
Beryllium	mg/L	ND	0.00050	0.000094	02/26/24 15:17	
Boron	mg/L	ND	0.040	0.012	02/26/24 15:17	
Cadmium	mg/L	ND	0.00050	0.00010	02/26/24 15:17	
Chromium	mg/L	ND	0.0050	0.0019	02/26/24 15:17	
Cobalt	mg/L	ND	0.0050	0.00032	02/26/24 15:17	
Lead	mg/L	ND	0.0010	0.00016	02/26/24 15:17	
Lithium	mg/L	ND	0.030	0.0016	02/26/24 15:17	
Molybdenum	mg/L	ND	0.010	0.00062	02/26/24 15:17	
Selenium	mg/L	ND	0.0050	0.00096	02/26/24 15:17	
Thallium	mg/L	ND	0.0010	0.00038	02/26/24 15:17	

LABORATORY CONTROL SAMPLE: 4307699

Parameter	Units	Spike Conc.	LCS Result	LCS % Rec	% Rec Limits	Qualifiers
Antimony	mg/L	0.1	0.10	101	80-120	
Arsenic	mg/L	0.1	0.096	96	80-120	
Barium	mg/L	0.1	0.097	97	80-120	
Beryllium	mg/L	0.1	0.10	102	80-120	
Boron	mg/L	1	1.1	105	80-120	
Cadmium	mg/L	0.1	0.098	98	80-120	
Chromium	mg/L	0.1	0.097	97	80-120	
Cobalt	mg/L	0.1	0.096	96	80-120	
Lead	mg/L	0.1	0.099	99	80-120	
Lithium	mg/L	0.1	0.10	103	80-120	
Molybdenum	mg/L	0.1	0.099	99	80-120	
Selenium	mg/L	0.1	0.094	94	80-120	
Thallium	mg/L	0.1	0.097	97	80-120	

MATRIX SPIKE & MATRIX SPIKE DUPLICATE: 4307700 4307701

Parameter	Units	92714171010 Result	MS Spike Conc.	MSD Spike Conc.	MS Result	MSD Result	MS % Rec	MSD % Rec	% Rec Limits	RPD	Max RPD	Qual
Antimony	mg/L	0.022	0.1	0.1	0.12	0.12	98	99	75-125	1	20	
Arsenic	mg/L	0.00097J	0.1	0.1	0.10	0.10	100	100	75-125	1	20	

Results presented on this page are in the units indicated by the "Units" column except where an alternate unit is presented to the right of the result.

REPORT OF LABORATORY ANALYSIS

This report shall not be reproduced, except in full,
without the written consent of Pace Analytical Services, LLC.

Pace Analytical Services, LLC
9800 Kincey Ave. Suite 100
Huntersville, NC 28078
(704)875-9092

QUALITY CONTROL DATA

Project: Plant Hammond AP-1 (CA)
Pace Project No.: 92714148

MATRIX SPIKE & MATRIX SPIKE DUPLICATE: 4307700 4307701

Parameter	Units	92714171010 Result	MS Spike Conc.	MSD Spike Conc.	MS Result	MSD Result	MS % Rec	MSD % Rec	% Rec Limits	RPD	Max RPD	Qual
Barium	mg/L	0.041	0.1	0.1	0.14	0.14	95	96	75-125	1	20	
Beryllium	mg/L	ND	0.1	0.1	0.090	0.092	90	92	75-125	3	20	
Boron	mg/L	0.013J	1	1	0.96	0.98	94	96	75-125	2	20	
Cadmium	mg/L	ND	0.1	0.1	0.10	0.10	100	100	75-125	1	20	
Chromium	mg/L	ND	0.1	0.1	0.10	0.10	101	102	75-125	1	20	
Cobalt	mg/L	ND	0.1	0.1	0.10	0.10	100	101	75-125	1	20	
Lead	mg/L	ND	0.1	0.1	0.096	0.096	96	96	75-125	0	20	
Lithium	mg/L	0.0067J	0.1	0.1	0.097	0.099	90	93	75-125	3	20	
Molybdenum	mg/L	0.0022J	0.1	0.1	0.099	0.10	97	98	75-125	1	20	
Selenium	mg/L	ND	0.1	0.1	0.10	0.099	99	98	75-125	1	20	
Thallium	mg/L	ND	0.1	0.1	0.095	0.096	94	95	75-125	1	20	

Results presented on this page are in the units indicated by the "Units" column except where an alternate unit is presented to the right of the result.

REPORT OF LABORATORY ANALYSIS

This report shall not be reproduced, except in full,
without the written consent of Pace Analytical Services, LLC.

Pace Analytical Services, LLC
9800 Kincey Ave. Suite 100
Huntersville, NC 28078
(704)875-9092

QUALITY CONTROL DATA

Project: Plant Hammond AP-1 (CA)
Pace Project No.: 92714148

QC Batch: 835135
QC Batch Method: EPA 7470A
Analysis Method: EPA 7470A
Analysis Description: 7470 Mercury
Laboratory: Pace Analytical Services - Peachtree Corners, GA
Associated Lab Samples: 92714148001, 92714148002, 92714148003, 92714148004, 92714148005, 92714148006, 92714148007

METHOD BLANK: 4314459 Matrix: Water
Associated Lab Samples: 92714148001, 92714148002, 92714148003, 92714148004, 92714148005, 92714148006, 92714148007

Parameter	Units	Blank Result	Reporting Limit	MDL	Analyzed	Qualifiers
Mercury	mg/L	ND	0.00020	0.00013	02/27/24 11:41	

LABORATORY CONTROL SAMPLE: 4314460

Parameter	Units	Spike Conc.	LCS Result	LCS % Rec	% Rec Limits	Qualifiers
Mercury	mg/L	0.0025	0.0027	107	80-120	

MATRIX SPIKE & MATRIX SPIKE DUPLICATE: 4314461 4314462

Parameter	Units	92714148001 Result	MS Spike Conc.	MSD Spike Conc.	MS Result	MSD Result	MS % Rec	MSD % Rec	% Rec Limits	RPD	Max RPD	Qual
Mercury	mg/L	ND	0.0025	0.0025	0.0024	0.0023	94	93	75-125	1	20	

Results presented on this page are in the units indicated by the "Units" column except where an alternate unit is presented to the right of the result.

REPORT OF LABORATORY ANALYSIS

This report shall not be reproduced, except in full,
without the written consent of Pace Analytical Services, LLC.

Pace Analytical Services, LLC
9800 Kincey Ave. Suite 100
Huntersville, NC 28078
(704)875-9092

QUALITY CONTROL DATA

Project: Plant Hammond AP-1 (CA)
Pace Project No.: 92714148

QC Batch: 833549 | Analysis Method: SM 2540C-2015
QC Batch Method: SM 2540C-2015 | Analysis Description: 2540C Total Dissolved Solids
Laboratory: Pace Analytical Services - Peachtree Corners, GA
Associated Lab Samples: 92714148001, 92714148002, 92714148003, 92714148004, 92714148005, 92714148006, 92714148007

METHOD BLANK: 4307078 Matrix: Water
Associated Lab Samples: 92714148001, 92714148002, 92714148003, 92714148004, 92714148005, 92714148006, 92714148007

Parameter	Units	Blank Result	Reporting Limit	MDL	Analyzed	Qualifiers
Total Dissolved Solids	mg/L	ND	25.0	25.0	02/20/24 12:50	

LABORATORY CONTROL SAMPLE: 4307079

Parameter	Units	Spike Conc.	LCS Result	LCS % Rec	% Rec Limits	Qualifiers
Total Dissolved Solids	mg/L	400	398	100	80-120	

SAMPLE DUPLICATE: 4307080

Parameter	Units	92713572004 Result	Dup Result	RPD	Max RPD	Qualifiers
Total Dissolved Solids	mg/L	502	517	3	10	

SAMPLE DUPLICATE: 4307081

Parameter	Units	92714148005 Result	Dup Result	RPD	Max RPD	Qualifiers
Total Dissolved Solids	mg/L	ND	76.0		10	

Results presented on this page are in the units indicated by the "Units" column except where an alternate unit is presented to the right of the result.

REPORT OF LABORATORY ANALYSIS

This report shall not be reproduced, except in full,
without the written consent of Pace Analytical Services, LLC.

Pace Analytical Services, LLC
9800 Kincey Ave. Suite 100
Huntersville, NC 28078
(704)875-9092

QUALITY CONTROL DATA

Project: Plant Hammond AP-1 (CA)
Pace Project No.: 92714148

QC Batch: 833847
QC Batch Method: SM 2320B-2011
Analysis Method: SM 2320B-2011
Analysis Description: 2320B Alkalinity
Laboratory: Pace Analytical Services - Asheville
Associated Lab Samples: 92714148001, 92714148002

METHOD BLANK: 4308554 Matrix: Water
Associated Lab Samples: 92714148001, 92714148002

Parameter	Units	Blank Result	Reporting Limit	MDL	Analyzed	Qualifiers
Alkalinity, Total as CaCO3	mg/L	ND	5.0	5.0	02/21/24 15:42	
Alkalinity,Bicarbonate (CaCO3)	mg/L	ND	5.0	5.0	02/21/24 15:42	
Alkalinity,Carbonate (CaCO3)	mg/L	ND	5.0	5.0	02/21/24 15:42	

LABORATORY CONTROL SAMPLE: 4308555

Parameter	Units	Spike Conc.	LCS Result	LCS % Rec	% Rec Limits	Qualifiers
Alkalinity, Total as CaCO3	mg/L	50	50.8	102	80-120	

LABORATORY CONTROL SAMPLE: 4308556

Parameter	Units	Spike Conc.	LCS Result	LCS % Rec	% Rec Limits	Qualifiers
Alkalinity, Total as CaCO3	mg/L	50	51.7	103	80-120	

MATRIX SPIKE & MATRIX SPIKE DUPLICATE: 4308557 4308558

Parameter	Units	92714148001 Result	MS Spike Conc.	MSD Spike Conc.	MS Result	MSD Result	MS % Rec	MSD % Rec	% Rec Limits	RPD	Max RPD	Qual
Alkalinity, Total as CaCO3	mg/L	89.6	50	50	139	140	99	100	80-120	0	25	

MATRIX SPIKE & MATRIX SPIKE DUPLICATE: 4308559 4308560

Parameter	Units	92714148002 Result	MS Spike Conc.	MSD Spike Conc.	MS Result	MSD Result	MS % Rec	MSD % Rec	% Rec Limits	RPD	Max RPD	Qual
Alkalinity, Total as CaCO3	mg/L	69.0	50	50	122	120	105	101	80-120	2	25	

Results presented on this page are in the units indicated by the "Units" column except where an alternate unit is presented to the right of the result.

REPORT OF LABORATORY ANALYSIS

This report shall not be reproduced, except in full,
without the written consent of Pace Analytical Services, LLC.

Pace Analytical Services, LLC
9800 Kincey Ave. Suite 100
Huntersville, NC 28078
(704)875-9092

QUALITY CONTROL DATA

Project: Plant Hammond AP-1 (CA)
Pace Project No.: 92714148

QC Batch: 833947
QC Batch Method: SM 2320B-2011
Analysis Method: SM 2320B-2011
Analysis Description: 2320B Alkalinity
Laboratory: Pace Analytical Services - Asheville
Associated Lab Samples: 92714148003, 92714148004, 92714148005, 92714148006, 92714148007

METHOD BLANK: 4309016 Matrix: Water
Associated Lab Samples: 92714148003, 92714148004, 92714148005, 92714148006, 92714148007

Parameter	Units	Blank Result	Reporting Limit	MDL	Analyzed	Qualifiers
Alkalinity, Total as CaCO3	mg/L	ND	5.0	5.0	02/21/24 19:45	
Alkalinity,Bicarbonate (CaCO3)	mg/L	ND	5.0	5.0	02/21/24 19:45	
Alkalinity,Carbonate (CaCO3)	mg/L	ND	5.0	5.0	02/21/24 19:45	

LABORATORY CONTROL SAMPLE: 4309017

Parameter	Units	Spike Conc.	LCS Result	LCS % Rec	% Rec Limits	Qualifiers
Alkalinity, Total as CaCO3	mg/L	50	50.0	100	80-120	

LABORATORY CONTROL SAMPLE: 4309018

Parameter	Units	Spike Conc.	LCS Result	LCS % Rec	% Rec Limits	Qualifiers
Alkalinity, Total as CaCO3	mg/L	50	50.8	102	80-120	

MATRIX SPIKE & MATRIX SPIKE DUPLICATE: 4309019 4309020

Parameter	Units	92714171010 Result	MS Spike Conc.	MSD Spike Conc.	MS Result	MSD Result	MS % Rec	MSD % Rec	% Rec Limits	RPD	Max RPD	Qual
Alkalinity, Total as CaCO3	mg/L	306	50	50	350	351	89	90	80-120	0	25	

MATRIX SPIKE & MATRIX SPIKE DUPLICATE: 4309021 4309022

Parameter	Units	92714171011 Result	MS Spike Conc.	MSD Spike Conc.	MS Result	MSD Result	MS % Rec	MSD % Rec	% Rec Limits	RPD	Max RPD	Qual
Alkalinity, Total as CaCO3	mg/L	301	50	50	345	342	88	83	80-120	1	25	

Results presented on this page are in the units indicated by the "Units" column except where an alternate unit is presented to the right of the result.

REPORT OF LABORATORY ANALYSIS

This report shall not be reproduced, except in full,
without the written consent of Pace Analytical Services, LLC.

Pace Analytical Services, LLC
9800 Kincey Ave. Suite 100
Huntersville, NC 28078
(704)875-9092

QUALITY CONTROL DATA

Project: Plant Hammond AP-1 (CA)
Pace Project No.: 92714148

QC Batch: 833475
QC Batch Method: SM 4500-S2D-2011
Analysis Method: SM 4500-S2D-2011
Analysis Description: 4500S2D Sulfide Water
Laboratory: Pace Analytical Services - Asheville
Associated Lab Samples: 92714148001, 92714148002, 92714148003, 92714148004

METHOD BLANK: 4306854 Matrix: Water
Associated Lab Samples: 92714148001, 92714148002, 92714148003, 92714148004

Parameter	Units	Blank Result	Reporting Limit	MDL	Analyzed	Qualifiers
Sulfide	mg/L	ND	0.10	0.022	02/21/24 03:14	

LABORATORY CONTROL SAMPLE: 4306855

Parameter	Units	Spike Conc.	LCS Result	LCS % Rec	% Rec Limits	Qualifiers
Sulfide	mg/L	0.5	0.53	105	80-120	

MATRIX SPIKE & MATRIX SPIKE DUPLICATE: 4306856 4306857

Parameter	Units	92713577003 Result	MS Spike Conc.	MSD Spike Conc.	MS Result	MSD Result	MS % Rec	MSD % Rec	% Rec Limits	RPD	Max RPD	Qual
Sulfide	mg/L	ND	0.5	0.5	0.50	0.54	98	107	80-120	8	10	

MATRIX SPIKE & MATRIX SPIKE DUPLICATE: 4306858 4306859

Parameter	Units	92714158010 Result	MS Spike Conc.	MSD Spike Conc.	MS Result	MSD Result	MS % Rec	MSD % Rec	% Rec Limits	RPD	Max RPD	Qual
Sulfide	mg/L	ND	0.5	0.5	0.48	0.51	96	101	80-120	5	10	

Results presented on this page are in the units indicated by the "Units" column except where an alternate unit is presented to the right of the result.

REPORT OF LABORATORY ANALYSIS

This report shall not be reproduced, except in full,
without the written consent of Pace Analytical Services, LLC.

Pace Analytical Services, LLC
9800 Kincey Ave. Suite 100
Huntersville, NC 28078
(704)875-9092

QUALITY CONTROL DATA

Project: Plant Hammond AP-1 (CA)
Pace Project No.: 92714148

QC Batch: 833476
QC Batch Method: SM 4500-S2D-2011
Analysis Method: SM 4500-S2D-2011
Analysis Description: 4500S2D Sulfide Water
Laboratory: Pace Analytical Services - Asheville
Associated Lab Samples: 92714148005, 92714148006, 92714148007

METHOD BLANK: 4306860 Matrix: Water
Associated Lab Samples: 92714148005, 92714148006, 92714148007

Parameter	Units	Blank Result	Reporting Limit	MDL	Analyzed	Qualifiers
Sulfide	mg/L	ND	0.10	0.022	02/21/24 03:25	

LABORATORY CONTROL SAMPLE: 4306861

Parameter	Units	Spike Conc.	LCS Result	LCS % Rec	% Rec Limits	Qualifiers
Sulfide	mg/L	0.5	0.52	103	80-120	

MATRIX SPIKE & MATRIX SPIKE DUPLICATE: 4306862 4306863

Parameter	Units	92714148005 Result	MS Spike Conc.	MSD Spike Conc.	MS Result	MSD Result	MS % Rec	MSD % Rec	% Rec Limits	RPD	Max RPD	Qual
Sulfide	mg/L	ND	0.5	0.5	0.51	0.57	101	114	80-120	12	10	R1

MATRIX SPIKE & MATRIX SPIKE DUPLICATE: 4306864 4306865

Parameter	Units	92714158018 Result	MS Spike Conc.	MSD Spike Conc.	MS Result	MSD Result	MS % Rec	MSD % Rec	% Rec Limits	RPD	Max RPD	Qual
Sulfide	mg/L	0.19	0.5	0.5	0.67	0.68	97	99	80-120	1	10	

Results presented on this page are in the units indicated by the "Units" column except where an alternate unit is presented to the right of the result.

REPORT OF LABORATORY ANALYSIS

This report shall not be reproduced, except in full,
without the written consent of Pace Analytical Services, LLC.

Pace Analytical Services, LLC
9800 Kincey Ave. Suite 100
Huntersville, NC 28078
(704)875-9092

QUALITY CONTROL DATA

Project: Plant Hammond AP-1 (CA)
Pace Project No.: 92714148

QC Batch: 833449
QC Batch Method: EPA 300.0 Rev 2.1 1993
Analysis Method: EPA 300.0 Rev 2.1 1993
Analysis Description: 300.0 IC Anions
Laboratory: Pace Analytical Services - Asheville
Associated Lab Samples: 92714148001, 92714148002, 92714148003, 92714148004, 92714148005, 92714148006

METHOD BLANK: 4306775 Matrix: Water
Associated Lab Samples: 92714148001, 92714148002, 92714148003, 92714148004, 92714148005, 92714148006

Parameter	Units	Blank Result	Reporting Limit	MDL	Analyzed	Qualifiers
Chloride	mg/L	ND	1.0	0.60	02/20/24 00:07	
Fluoride	mg/L	ND	0.10	0.050	02/20/24 00:07	
Sulfate	mg/L	ND	1.0	0.50	02/20/24 00:07	

LABORATORY CONTROL SAMPLE: 4306776

Parameter	Units	Spike Conc.	LCS Result	LCS % Rec	% Rec Limits	Qualifiers
Chloride	mg/L	50	50.1	100	90-110	
Fluoride	mg/L	2.5	2.7	109	90-110	
Sulfate	mg/L	50	50.5	101	90-110	

MATRIX SPIKE & MATRIX SPIKE DUPLICATE: 4306777 4306778

Parameter	Units	92714171003 Result	MS Spike Conc.	MSD Spike Conc.	MS Result	MSD Result	MS % Rec	MSD % Rec	% Rec Limits	RPD	Max RPD	Qual
Chloride	mg/L	0.80J	50	50	51.2	52.2	101	103	90-110	2	10	
Fluoride	mg/L	ND	2.5	2.5	2.7	2.6	108	104	90-110	3	10	
Sulfate	mg/L	ND	50	50	50.9	51.6	101	102	90-110	1	10	

MATRIX SPIKE & MATRIX SPIKE DUPLICATE: 4306779 4306780

Parameter	Units	92714171013 Result	MS Spike Conc.	MSD Spike Conc.	MS Result	MSD Result	MS % Rec	MSD % Rec	% Rec Limits	RPD	Max RPD	Qual
Chloride	mg/L	3.0	50	50	53.3	54.4	101	103	90-110	2	10	
Fluoride	mg/L	ND	2.5	2.5	2.3	2.4	91	93	90-110	3	10	
Sulfate	mg/L	5.0	50	50	56.1	57.2	102	104	90-110	2	10	

Results presented on this page are in the units indicated by the "Units" column except where an alternate unit is presented to the right of the result.

REPORT OF LABORATORY ANALYSIS

This report shall not be reproduced, except in full,
without the written consent of Pace Analytical Services, LLC.

Pace Analytical Services, LLC
9800 Kincey Ave. Suite 100
Huntersville, NC 28078
(704)875-9092

QUALITY CONTROL DATA

Project: Plant Hammond AP-1 (CA)
Pace Project No.: 92714148

QC Batch: 833704
QC Batch Method: EPA 300.0 Rev 2.1 1993
Analysis Method: EPA 300.0 Rev 2.1 1993
Analysis Description: 300.0 IC Anions
Laboratory: Pace Analytical Services - Asheville
Associated Lab Samples: 92714148007

METHOD BLANK: 4308050 Matrix: Water
Associated Lab Samples: 92714148007

Parameter	Units	Blank Result	Reporting Limit	MDL	Analyzed	Qualifiers
Chloride	mg/L	ND	1.0	0.60	02/20/24 19:44	
Fluoride	mg/L	ND	0.10	0.050	02/20/24 19:44	
Sulfate	mg/L	ND	1.0	0.50	02/20/24 19:44	

LABORATORY CONTROL SAMPLE: 4308051

Parameter	Units	Spike Conc.	LCS Result	LCS % Rec	% Rec Limits	Qualifiers
Chloride	mg/L	50	52.4	105	90-110	
Fluoride	mg/L	2.5	2.6	104	90-110	
Sulfate	mg/L	50	52.6	105	90-110	

MATRIX SPIKE & MATRIX SPIKE DUPLICATE: 4308052 4308053

Parameter	Units	92714198001 Result	MS Spike Conc.	MSD Spike Conc.	MS Result	MSD Result	MS % Rec	MSD % Rec	% Rec Limits	RPD	Max RPD	Qual
Chloride	mg/L	3.0	50	50	53.7	54.0	102	102	90-110	0	10	
Fluoride	mg/L	ND	2.5	2.5	2.5	2.5	98	99	90-110	1	10	
Sulfate	mg/L	2.0	50	50	52.8	53.0	102	102	90-110	0	10	

MATRIX SPIKE & MATRIX SPIKE DUPLICATE: 4308054 4308055

Parameter	Units	92714197005 Result	MS Spike Conc.	MSD Spike Conc.	MS Result	MSD Result	MS % Rec	MSD % Rec	% Rec Limits	RPD	Max RPD	Qual
Chloride	mg/L	2.1	50	50	53.2	55.2	102	106	90-110	4	10	
Fluoride	mg/L	0.16	2.5	2.5	2.6	2.7	96	100	90-110	4	10	
Sulfate	mg/L	15.2	50	50	66.7	68.9	103	107	90-110	3	10	

Results presented on this page are in the units indicated by the "Units" column except where an alternate unit is presented to the right of the result.

REPORT OF LABORATORY ANALYSIS

This report shall not be reproduced, except in full,
without the written consent of Pace Analytical Services, LLC.

Pace Analytical Services, LLC
9800 Kincey Ave. Suite 100
Huntersville, NC 28078
(704)875-9092

QUALIFIERS

Project: Plant Hammond AP-1 (CA)
Pace Project No.: 92714148

DEFINITIONS

DF - Dilution Factor, if reported, represents the factor applied to the reported data due to dilution of the sample aliquot.

ND - Not Detected at or above adjusted reporting limit.

TNTC - Too Numerous To Count

J - Estimated concentration above the adjusted method detection limit and below the adjusted reporting limit.

MDL - Adjusted Method Detection Limit.

PQL - Practical Quantitation Limit.

RL - Reporting Limit - The lowest concentration value that meets project requirements for quantitative data with known precision and bias for a specific analyte in a specific matrix.

S - Surrogate

1,2-Diphenylhydrazine decomposes to and cannot be separated from Azobenzene using Method 8270. The result for each analyte is a combined concentration.

Consistent with EPA guidelines, unrounded data are displayed and have been used to calculate % recovery and RPD values.

LCS(D) - Laboratory Control Sample (Duplicate)

MS(D) - Matrix Spike (Duplicate)

DUP - Sample Duplicate

RPD - Relative Percent Difference

NC - Not Calculable.

SG - Silica Gel - Clean-Up

U - Indicates the compound was analyzed for, but not detected.

Acid preservation may not be appropriate for 2 Chloroethylvinyl ether.

A separate vial preserved to a pH of 4-5 is recommended in SW846 Chapter 4 for the analysis of Acrolein and Acrylonitrile by EPA Method 8260.

N-Nitrosodiphenylamine decomposes and cannot be separated from Diphenylamine using Method 8270. The result reported for each analyte is a combined concentration.

Reported results are not rounded until the final step prior to reporting. Therefore, calculated parameters that are typically reported as "Total" may vary slightly from the sum of the reported component parameters.

Pace Analytical is TNI accredited. Contact your Pace PM for the current list of accredited analytes.

TNI - The NELAC Institute.

ANALYTE QUALIFIERS

M1	Matrix spike recovery exceeded QC limits. Batch accepted based on laboratory control sample (LCS) recovery.
R1	RPD value was outside control limits.

This report shall not be reproduced, except in full,
without the written consent of Pace Analytical Services, LLC.

Pace Analytical Services, LLC
9800 Kincey Ave. Suite 100
Huntersville, NC 28078
(704)875-9092

QUALITY CONTROL DATA CROSS REFERENCE TABLE

Project: Plant Hammond AP-1 (CA)
Pace Project No.: 92714148

Lab ID	Sample ID	QC Batch Method	QC Batch	Analytical Method	Analytical Batch
92714148001	**HAM-PT-07**	EPA 3010A	833756	EPA 6010D	833988
92714148002	**HAM-PT-08**	EPA 3010A	833756	EPA 6010D	833988
92714148003	**HAM-PT-09**	EPA 3010A	833756	EPA 6010D	833988
92714148004	**HAM-PT-10**	EPA 3010A	833756	EPA 6010D	833988
92714148005	**HAM-AP1-EB-01-PT**	EPA 3010A	833756	EPA 6010D	833988
92714148006	**HAM-AP1-FB-01-PT**	EPA 3010A	833756	EPA 6010D	833988
92714148007	**HAM-AP1-FD-01-PT**	EPA 3010A	833756	EPA 6010D	833988
92714148001	**HAM-PT-07**	EPA 3005A	833653	EPA 6020B	833767
92714148002	**HAM-PT-08**	EPA 3005A	833653	EPA 6020B	833767
92714148003	**HAM-PT-09**	EPA 3005A	833653	EPA 6020B	833767
92714148004	**HAM-PT-10**	EPA 3005A	833653	EPA 6020B	833767
92714148005	**HAM-AP1-EB-01-PT**	EPA 3005A	833653	EPA 6020B	833767
92714148006	**HAM-AP1-FB-01-PT**	EPA 3005A	833653	EPA 6020B	833767
92714148007	**HAM-AP1-FD-01-PT**	EPA 3005A	833653	EPA 6020B	833767
92714148001	**HAM-PT-07**	EPA 7470A	835135	EPA 7470A	835168
92714148002	**HAM-PT-08**	EPA 7470A	835135	EPA 7470A	835168
92714148003	**HAM-PT-09**	EPA 7470A	835135	EPA 7470A	835168
92714148004	**HAM-PT-10**	EPA 7470A	835135	EPA 7470A	835168
92714148005	**HAM-AP1-EB-01-PT**	EPA 7470A	835135	EPA 7470A	835168
92714148006	**HAM-AP1-FB-01-PT**	EPA 7470A	835135	EPA 7470A	835168
92714148007	**HAM-AP1-FD-01-PT**	EPA 7470A	835135	EPA 7470A	835168
92714148001	**HAM-PT-07**	SM 2540C-2015	833549		
92714148002	**HAM-PT-08**	SM 2540C-2015	833549		
92714148003	**HAM-PT-09**	SM 2540C-2015	833549		
92714148004	**HAM-PT-10**	SM 2540C-2015	833549		
92714148005	**HAM-AP1-EB-01-PT**	SM 2540C-2015	833549		
92714148006	**HAM-AP1-FB-01-PT**	SM 2540C-2015	833549		
92714148007	**HAM-AP1-FD-01-PT**	SM 2540C-2015	833549		
92714148001	**HAM-PT-07**	SM 2320B-2011	833847		
92714148002	**HAM-PT-08**	SM 2320B-2011	833847		
92714148003	**HAM-PT-09**	SM 2320B-2011	833947		
92714148004	**HAM-PT-10**	SM 2320B-2011	833947		
92714148005	**HAM-AP1-EB-01-PT**	SM 2320B-2011	833947		
92714148006	**HAM-AP1-FB-01-PT**	SM 2320B-2011	833947		
92714148007	**HAM-AP1-FD-01-PT**	SM 2320B-2011	833947		
92714148001	**HAM-PT-07**	SM 4500-S2D-2011	833475		
92714148002	**HAM-PT-08**	SM 4500-S2D-2011	833475		
92714148003	**HAM-PT-09**	SM 4500-S2D-2011	833475		
92714148004	**HAM-PT-10**	SM 4500-S2D-2011	833475		
92714148005	**HAM-AP1-EB-01-PT**	SM 4500-S2D-2011	833476		
92714148006	**HAM-AP1-FB-01-PT**	SM 4500-S2D-2011	833476		
92714148007	**HAM-AP1-FD-01-PT**	SM 4500-S2D-2011	833476		
92714148001	**HAM-PT-07**	EPA 300.0 Rev 2.1 1993	833449		
92714148002	**HAM-PT-08**	EPA 300.0 Rev 2.1 1993	833449		
92714148003	**HAM-PT-09**	EPA 300.0 Rev 2.1 1993	833449		

REPORT OF LABORATORY ANALYSIS

This report shall not be reproduced, except in full,
without the written consent of Pace Analytical Services, LLC.

Pace Analytical Services, LLC
9800 Kincey Ave. Suite 100
Huntersville, NC 28078
(704)875-9092

QUALITY CONTROL DATA CROSS REFERENCE TABLE

Project: Plant Hammond AP-1 (CA)
Pace Project No.: 92714148

Lab ID	Sample ID	QC Batch Method	QC Batch	Analytical Method	Analytical Batch
92714148004	**HAM-PT-10**	EPA 300.0 Rev 2.1 1993	833449		
92714148005	**HAM-AP1-EB-01-PT**	EPA 300.0 Rev 2.1 1993	833449		
92714148006	**HAM-AP1-FB-01-PT**	EPA 300.0 Rev 2.1 1993	833449		
92714148007	**HAM-AP1-FD-01-PT**	EPA 300.0 Rev 2.1 1993	833704		

This report shall not be reproduced, except in full,
without the written consent of Pace Analytical Services, LLC.

Pace ANALYTICAL SERVICES

DC#_Title: ENV-FRM-HUN1-0083 v03_Sample Condition Upon Receipt

Effective Date: 12/01/2023

Laboratory receiving samples:
Asheville ☐ Eden ☐ Greenwood ☐ Huntersville ☐ Raleigh ☐ Mechanicsville ☐ Atlanta ☐ Kernersville ☐

Sample Condition Upon Receipt

Client Name: GA Power - GeoSyntec

Project #:

WO# : 92714148

92714148

Courier: ☐ Commercial ☐ Fed Ex ☐ Pace ☐ UPS ☐ USPS ☐ Other:____ ☑ Client

Custody Seal Present? ☑ Yes ☐ No **Seals Intact?** ☑ Yes ☐ No ☐ N/A

Date/Initials Person Examining Contents: 2/16/24

Packing Material: ☑ Bubble Wrap ☐ Bubble Bags ☐ None ☐ Other

Biological Tissue Frozen? ☐ Yes ☐ No ☑ N/A

Thermometer:
☐ IR Gun ID: 214 **Type of Ice:** ☐ Wet ☐ Blue ☐ None

Cooler Temp: 5.5 **Correction Factor:** Add/Subtract (°C) -0.1

Temp should be above freezing to 6°C
☐ Samples out of temp criteria. Samples on ice, cooling process has begun

Cooler Temp Corrected (°C): 5.6

USDA Regulated Soil (☐ N/A, water sample)
Did samples originate in a quarantine zone within the United States: CA, NY, or SC (check maps)? ☐ Yes ☐ No

Did samples originate from a foreign source (internationally, including Hawaii and Puerto Rico)? ☐ Yes ☐ No

				Comments/Discrepancy:
Chain of Custody Present?	☑ Yes	☐ No	☐ N/A	1.
Samples Arrived within Hold Time?	☑ Yes	☐ No	☐ N/A	2.
Short Hold Time Analysis (<72 hr.)?	☐ Yes	☑ No	☐ N/A	3.
Rush Turn Around Time Requested?	☐ Yes	☑ No	☐ N/A	4.
Sufficient Volume?	☑ Yes	☐ No	☐ N/A	5.
Correct Containers Used?	☑ Yes	☐ No	☐ N/A	6.
-Pace Containers Used?	☑ Yes	☐ No	☐ N/A	
Containers Intact?	☑ Yes	☐ No	☐ N/A	7.
Dissolved analysis: Samples Field Filtered?	☐ Yes	☑ No	☐ N/A	8.
Sample Labels Match COC?	☑ Yes	☐ No	☐ N/A	9.
-Includes Date/Time/ID/Analysis Matrix: WT				
Headspace in VOA Vials (>5-6mm)?	☐ Yes	☐ No	☑ N/A	10.
Trip Blank Present?	☐ Yes	☐ No	☑ N/A	11.
Trip Blank Custody Seals Present?	☐ Yes	☐ No	☑ N/A	

COMMENTS/SAMPLE DISCREPANCY

Field Data Required? ☐ Yes ☐ No

Lot ID of split containers:

CLIENT NOTIFICATION/RESOLUTION

Person contacted: _____ Date/Time: _____

Project Manager SCURF Review: _____ **Date:** _____

Project Manager SRF Review: _____ **Date:** _____

DC#_Title: ENV-FRM-HUN1-0083 v03_Sample Condition Upon Receipt

Effective Date: 12/01/2023

*Check mark top half of box if pH and/or dechlorination is verified and within the acceptance range for preservation samples.

Exceptions: VOA, Coliform, TOC, Oil and Grease, DRO/8015 (water) DOC, LLHg

**Bottom half of box is to list number of bottles

***Check all unpreserved Nitrates for chlorine

Project # **WO#: 92714148**

PM: BV Due Date: 03/04/24

CLIENT: 92- GP-HAM

Item#	BP4U-125 mL Plastic Unpreserved (N/A) (Cl-)	BP3U-250 mL Plastic Unpreserved (N/A)	BP2U-500 mL Plastic Unpreserved (N/A)	BP1U-1 liter Plastic Unpreserved (N/A)	BP4S-125 mL Plastic H2SO4 (pH < 2) (Cl-)	BP3N-250 mL plastic HNO3 (pH < 2)	BP4Z-125 mL Plastic ZN Acetate & NaOH (>9)	BP4B-125 mL Plastic NaOH (pH > 12) (Cl-)	WGFU-Wide-mouthed Glass jar Unpreserved	AG1U-1 liter Amber Unpreserved (N/A) (Cl-)	AG1H-1 liter Amber HCl (pH < 2)	AG3U-250 mL Amber Unpreserved (N/A) (Cl-)	AG1S-1 liter Amber H2SO4 (pH < 2)	AG3S-250 mL Amber H2SO4 (pH < 2)	DG94-40 mL Amber NH4Cl (N/A)(Cl-)	DG9H-40 mL VOA HCl (N/A)	VG9T-40 mL VOA Na2S2O3 (N/A)	VG9U-40 mL VOA Unpreserved (N/A)	DG9V-40 mL VOA H3PO4 (N/A)	KP7U-50 mL Plastic Unpreserved (N/A)	V/GK (3 vials per kit)-VPH/Gas kit (N/A)	SP5T-125 mL Sterile Plastic (N/A – lab)	SP2T-250 mL Sterile Plastic (N/A – lab)		BP3R-250 mL Plastic (NH2)2SO4 (9.3-9.7)	AG0U-100 mL Amber Unpreserved (N/A) (Cl-)	VSGU-20 mL Scintillation vials (N/A)	DG9U-40 mL Amber Unpreserved vials (N/A)
1		2	1			1	1																						
2		2	1			1	1																						
3		2	1			1	1																						
4		2	1			1	1																						
5		2	1			1	1																						
6		2	1			1	1																						
7		2	1			1	1																						
8																													
9																													
10																													
11																													
12																													

pH Adjustment Log for Preserved Samples

Sample ID	Type of Preservative	pH upon receipt	Date preservation adjusted	Time preservation adjusted	Amount of Preservative added	Lot #

Note: Whenever there is a discrepancy affecting North Carolina compliance samples, a copy of this form will be sent to the North Carolina DENR Certification Office (i.e. Out of hold, incorrect preservative, out of temp, incorrect containers.

Pace Analytical
www.pacelabs.com

CHAIN-OF-CUSTODY / Analytical Request Document

The Chain-of-Custody is a LEGAL DOCUMENT. All relevant fields must be completed accurately.

Page: 1 of 1

Section A Required Client Information:

Company:	GA Power
Address:	Atlanta, GA
Email To:	SCS Contacts
Phone:	Fax:
Requested Due Date/TAT:	10 day

Section B Required Project Information:

Report To:	SCS Contacts
Copy To:	Geosyntec Contacts
Purchase Order No.:	GPC82474-0001
Project Name:	Hammond AP-1
Project Number:	

Section C Invoice Information:

Attention:	Southern Co.
Company Name:	
Address:	
Pace Quote Reference:	
Pace Project Manager:	Bonnie Vang
Pace Profile #:	10839

REGULATORY AGENCY

☐ NPDES ☐ GROUND WATER ☐ DRINKING WATER
☐ UST ☐ RCRA ☑ OTHER ~~CCR~~

Site Location STATE: GA

Section D Required Client Information

SAMPLE ID (A-Z, 0-9 / ,-) Sample IDs MUST BE UNIQUE

Valid Matrix Codes

MATRIX	CODE
DRINKING WATER	DW
WATER	WT
WASTE WATER	WW
PRODUCT	P
SOIL/SOLID	SL
OIL	OL
WIPE	WP
AIR	AR
OTHER	OT
TISSUE	TS

ITEM #	SAMPLE ID	MATRIX CODE (see valid codes to left)	SAMPLE TYPE (G=GRAB C=COMP)	COLLECTED COMPOSITE DATE	COLLECTED COMPOSITE TIME	COLLECTED COMPOSITE DATE	COLLECTED COMPOSITE TIME	SAMPLE TEMP AT COLLECTION	# OF CONTAINERS	Preservatives: Unpreserved	H_2SO_4	HNO_3	HCl	NaOH	$Na_2S_2O_3$	Methanol	Other	Analysis Test Y/N	Chloride, Fluoride, Sulfate	Full App. III and IV metals	Major Ions (Profile 10839-2):	TDS	Residual Chlorine (Y/N)	Pace Project No./ Lab I.D.
																		Requested Analysis Filtered (Y/N)	N	N	N	N		
1	HAM-PT-07	WG	G	2/15/2024	1251			19	5	3		1					1		X	X	X	X	N	W1
2	HAM-PT-08	WG	G	2/15/2024	1051			17	5	3		1					1		X	X	X	X	N	W2
3	HAM-PT-09	WG	G	2/15/2024	1234			18	5	3		1					1		X	X	X	X	N	W3
4	HAM-PT-10	WG	G	2/15/2024	1102			18	5	3		1					1		X	X	X	X	N	W4
5	HAM-AP1-EB-01 - PT	WQ	G	2/15/2024	1305			18	5	3		1					1		X	X	X	X	N	W5
6	HAM-AP1-FB-01 - PT	WQ	G	2/15/2024	1300			18	5	3		1					1		X	X	X	X	N	W6
7	HAM-AP1-FD-01 - PT	WG	G	2/15/2024	0000		TK 2/15/24	18	5	3		1					1		X	X	X	X	N	W7
8																								
9																								
10																								
11							TK 2/15/24																	
12																								

92714148

ADDITIONAL COMMENTS	RELINQUISHED BY / AFFILIATION	DATE	TIME	ACCEPTED BY / AFFILIATION	DATE	TIME	SAMPLE CONDITIONS
Task Code: HAM-CCR-CA-20240215	Thomas Hessler / Geo	2/16/24	1330	Ryan Williams / Pace	2/16/24	1330	
	Ryan Williams / Pace	2/16/24	1600		2/16/24	1600	

SAMPLER NAME AND SIGNATURE

PRINT Name of SAMPLER: T Hessler, Anthony Steward / Geosyntec Consultants, Inc.

SIGNATURE of SAMPLER: [signature] DATE Signed (MM/DD/YY): 02/15/2024

Temp in °C	Received on Ice (Y/N)	Custody Sealed Cooler (Y/N)	Samples Intact (Y/N)

*Important Note: By signing this form you are accepting Pace's NET 30 day payment terms and agreeing to late charges of 1.5% per month for any invoices not paid within 30 days.

FIELD SAMPLING REPORTS

Low-Flow Test Report:

Test Date / Time: 2/15/2024 11:56:37 AM
Project: Plant Hammond
Operator Name: Thomas Kessler

Location Name: PT-07 **Well Diameter: 2 in** **Casing Type: PVC** **Screen Length: 10 ft** **Top of Screen: 37.75 ft** **Total Depth: 47.75 ft** **Initial Depth to Water: 23.90 ft**	**Pump Type: Bladder** **Tubing Type: Polyethylene** **Pump Intake From TOC: 42.75 ft** **Estimated Total Volume Pumped: 5.5 liter** **Flow Cell Volume: 90 ml** **Final Flow Rate: 100 ml/min** **Final Draw Down: 0 ft**	**Instrument Used: Aqua TROLL 400** **Serial Number: 883530**

Test Notes:
Five bottles: Full App. III and IV and Major Ions (no RADs).
Fe = 7.2 mg/L

Weather Conditions:
Clear, 50 degrees F.

Low-Flow Readings:

Date Time	Elapsed Time	pH	Temperature	Specific Conductivity	RDO Concentration	Turbidity	ORP	Depth to Water	Flow
		+/- 0.1	+/- 0.5	+/- 5 %	+/- 0.2	+/- 5	+/- 10	+/- 0.3	
2/15/2024 11:56 AM	00:00	6.73 pH	19.56 °C	1,107.5 µS/cm	1.11 mg/L	19.70 NTU	-116.7 mV	23.90 ft	100.00 ml/min
2/15/2024 12:01 PM	05:00	6.79 pH	18.79 °C	1,136.7 µS/cm	1.47 mg/L	17.20 NTU	-108.8 mV	23.90 ft	100.00 ml/min
2/15/2024 12:06 PM	10:00	6.81 pH	18.84 °C	1,137.3 µS/cm	1.88 mg/L	10.60 NTU	-104.6 mV	23.90 ft	100.00 ml/min
2/15/2024 12:11 PM	15:00	6.82 pH	18.76 °C	1,136.1 µS/cm	2.13 mg/L	8.50 NTU	-103.7 mV	23.90 ft	100.00 ml/min
2/15/2024 12:16 PM	20:00	6.82 pH	18.76 °C	1,136.2 µS/cm	2.38 mg/L	6.26 NTU	-103.3 mV	23.90 ft	100.00 ml/min
2/15/2024 12:21 PM	25:00	6.82 pH	18.84 °C	1,141.2 µS/cm	2.39 mg/L	4.99 NTU	-103.3 mV	23.90 ft	100.00 ml/min
2/15/2024 12:26 PM	30:00	6.83 pH	18.80 °C	1,144.1 µS/cm	1.83 mg/L	4.79 NTU	-103.6 mV	23.90 ft	100.00 ml/min
2/15/2024 12:31 PM	35:00	6.84 pH	18.89 °C	1,147.6 µS/cm	1.62 mg/L	3.72 NTU	-104.9 mV	23.90 ft	100.00 ml/min
2/15/2024 12:36 PM	40:00	6.84 pH	18.77 °C	1,151.8 µS/cm	1.47 mg/L	3.92 NTU	-104.9 mV	23.90 ft	100.00 ml/min
2/15/2024 12:41 PM	45:00	6.84 pH	19.07 °C	1,152.9 µS/cm	1.40 mg/L	2.87 NTU	-106.2 mV	23.90 ft	100.00 ml/min
2/15/2024 12:46 PM	50:00	6.84 pH	19.11 °C	1,151.6 µS/cm	1.38 mg/L	2.97 NTU	-105.6 mV	23.90 ft	100.00 ml/min

Samples

Sample ID:	Description:
HAM-PT-07	Grab.

Created using VuSitu from In-Situ, Inc.

Low-Flow Test Report:

Test Date / Time: 2/15/2024 9:36:06 AM
Project: Plant Hammond
Operator Name: Thomas Kessler

Location Name: PT-08 **Well Diameter: 2 in** **Casing Type: PVC** **Screen Length: 10 ft** **Top of Screen: 31.93 ft** **Total Depth: 41.93 ft** **Initial Depth to Water: 23.85 ft**	**Pump Type: Bladder** **Tubing Type: Polyethylene Pump** **Intake From TOC: 36.93 ft** **Estimated Total Volume Pumped: 7.5 liter** **Flow Cell Volume: 90 ml** **Final Flow Rate: 100 ml/min** **Final Draw Down: 0.05 ft**	**Instrument Used: Aqua TROLL 400** **Serial Number: 883530**

Test Notes:
Five bottles: Full App. III and IV and Major Ions (no RADs).
Fe = 6.0 mg/L

Weather Conditions:
Clear, 45 degrees F.

Low-Flow Readings:

Date Time	Elapsed Time	pH	Temperature	Specific Conductivity	RDO Concentration	Turbidity	ORP	Depth to Water	Flow
		+/- 0.1	+/- 0.5	+/- 5 %	+/- 0.2	+/- 5	+/- 10	+/- 0.3	
2/15/2024 9:36 AM	00:00	6.49 pH	15.50 °C	937.67 µS/cm	1.20 mg/L	81.40 NTU	-65.0 mV	23.90 ft	100.00 ml/min
2/15/2024 9:41 AM	05:00	6.56 pH	15.68 °C	967.89 µS/cm	0.86 mg/L	75.60 NTU	-61.9 mV	23.90 ft	100.00 ml/min
2/15/2024 9:46 AM	10:00	6.57 pH	15.85 °C	968.96 µS/cm	0.60 mg/L	70.20 NTU	-55.3 mV	23.90 ft	100.00 ml/min
2/15/2024 9:51 AM	15:00	6.56 pH	16.15 °C	941.99 µS/cm	0.47 mg/L	53.80 NTU	-44.5 mV	23.90 ft	100.00 ml/min
2/15/2024 9:56 AM	20:00	6.54 pH	16.25 °C	928.44 µS/cm	0.39 mg/L	48.90 NTU	-35.7 mV	23.90 ft	100.00 ml/min
2/15/2024 10:01 AM	25:00	6.51 pH	16.38 °C	900.17 µS/cm	0.32 mg/L	32.00 NTU	-22.7 mV	23.90 ft	100.00 ml/min
2/15/2024 10:06 AM	30:00	6.47 pH	16.59 °C	864.46 µS/cm	0.28 mg/L	29.50 NTU	-9.6 mV	23.90 ft	100.00 ml/min
2/15/2024 10:11 AM	35:00	6.43 pH	16.74 °C	830.52 µS/cm	0.26 mg/L	24.40 NTU	4.6 mV	23.90 ft	100.00 ml/min
2/15/2024 10:16 AM	40:00	6.38 pH	16.83 °C	796.98 µS/cm	0.24 mg/L	20.10 NTU	17.6 mV	23.90 ft	100.00 ml/min
2/15/2024 10:21 AM	45:00	6.35 pH	16.83 °C	776.30 µS/cm	0.23 mg/L	16.80 NTU	25.3 mV	23.90 ft	100.00 ml/min
2/15/2024 10:26 AM	50:00	6.34 pH	16.97 °C	760.39 µS/cm	0.22 mg/L	12.10 NTU	29.6 mV	23.90 ft	100.00 ml/min
2/15/2024 10:31 AM	55:00	6.34 pH	16.97 °C	761.52 µS/cm	0.21 mg/L	10.90 NTU	30.4 mV	23.90 ft	100.00 ml/min
2/15/2024 10:36 AM	01:00:00	6.35 pH	16.97 °C	760.10 µS/cm	0.20 mg/L	11.40 NTU	32.7 mV	23.90 ft	100.00 ml/min

2/15/2024 10:41 AM	01:05:00	6.36 pH	16.83 °C	755.38 µS/cm	0.19 mg/L	10.10 NTU	33.8 mV	23.90 ft	100.00 ml/min
2/15/2024 10:46 AM	01:10:00	6.36 pH	16.85 °C	753.81 µS/cm	0.18 mg/L	4.89 NTU	33.2 mV	23.90 ft	100.00 ml/min

Samples

Sample ID:	Description:
HAM-PT-08	Grab.

Created using VuSitu from In-Situ, Inc.

Low-Flow Test Report:

Test Date / Time: 2/15/2024 11:59:45 AM
Project: Plant Hammond
Operator Name: Anthony Szwast

Location Name: PT-09 **Well Diameter: 2 in** **Casing Type: PVC** **Screen Length: 10 ft** **Top of Screen: 20.47 ft** **Total Depth: 30.47 ft** **Initial Depth to Water: 12.47 ft**	**Pump Type: Peristaltic** **Tubing Type: Polyethylene** **Pump Intake From TOC: 25.47 ft** **Estimated Total Volume Pumped: 7 liter** **Flow Cell Volume: 90 ml** **Final Flow Rate: 200 ml/min** **Final Draw Down: 0.04 ft**	**Instrument Used: Aqua TROLL 400** **Serial Number: 843285**

Test Notes:
Five bottles: Full App. III and IV and Major Ions (no RADs).
Fe = 0.0 mg/L

Weather Conditions:
Sunny, 55 degrees F.

Low-Flow Readings:

Date Time	Elapsed Time	pH	Temperature	Specific Conductivity	RDO Concentration	Turbidity	ORP	Depth to Water	Flow
		+/- 0.1	+/- 0.5	+/- 5 %	+/- 0.2	+/- 5	+/- 10	+/- 0.3	
2/15/2024 11:59 AM	00:00	7.01 pH	19.93 °C	680.84 µS/cm	0.27 mg/L	10.20 NTU	9.6 mV	12.50 ft	200.00 ml/min
2/15/2024 12:04 PM	05:00	7.02 pH	18.31 °C	696.58 µS/cm	0.21 mg/L	12.20 NTU	2.3 mV	12.51 ft	200.00 ml/min
2/15/2024 12:09 PM	10:00	7.06 pH	18.27 °C	688.39 µS/cm	0.17 mg/L	9.24 NTU	-1.5 mV	12.51 ft	200.00 ml/min
2/15/2024 12:14 PM	15:00	7.10 pH	18.33 °C	686.12 µS/cm	0.14 mg/L	7.70 NTU	-3.8 mV	12.51 ft	200.00 ml/min
2/15/2024 12:19 PM	20:00	7.17 pH	18.28 °C	684.29 µS/cm	0.15 mg/L	5.64 NTU	-5.7 mV	12.51 ft	200.00 ml/min
2/15/2024 12:24 PM	25:00	7.21 pH	18.46 °C	677.07 µS/cm	0.09 mg/L	4.90 NTU	-7.0 mV	12.51 ft	200.00 ml/min
2/15/2024 12:29 PM	30:00	7.23 pH	18.42 °C	678.76 µS/cm	0.08 mg/L	4.68 NTU	-6.6 mV	12.51 ft	200.00 ml/min

Samples

Sample ID:	Description:
HAM-PT-09	Grab.

Low-Flow Test Report:

Test Date / Time: 2/15/2024 10:12:45 AM
Project: Plant Hammond
Operator Name: Anthony Szwast

Location Name: PT-10 **Well Diameter: 2 in** **Casing Type: PVC** **Screen Length: 10 ft** **Top of Screen: 20.45 ft** **Total Depth: 30.45 ft** **Initial Depth to Water: 12.41 ft**	**Pump Type: Peristaltic** **Tubing Type: Polyethylene** **Pump Intake From TOC: 25.45 ft** **Estimated Total Volume Pumped: 10 liter** **Flow Cell Volume: 90 ml** **Final Flow Rate: 200 ml/min** **Final Draw Down: 0.08 ft**	**Instrument Used: Aqua TROLL 400** **Serial Number: 843285**

Test Notes:
Five bottles: Full App. III and IV and Major Ions (no RADs).
Fe = 0.0 mg/L

Weather Conditions:
Sunny, 50 degrees F.

Low-Flow Readings:

Date Time	Elapsed Time	pH	Temperature	Specific Conductivity	RDO Concentration	Turbidity	ORP	Depth to Water	Flow
		+/- 0.1	+/- 0.5	+/- 5 %	+/- 0.2	+/- 5	+/- 10	+/- 0.3	
2/15/2024 10:12 AM	00:00	6.58 pH	17.88 °C	731.95 µS/cm	0.18 mg/L	5.79 NTU	25.0 mV	12.46 ft	200.00 ml/min
2/15/2024 10:27 AM	14:48	6.64 pH	18.17 °C	725.98 µS/cm	0.10 mg/L	7.24 NTU	1.8 mV	12.47 ft	200.00 ml/min
2/15/2024 10:32 AM	19:48	6.64 pH	18.16 °C	734.60 µS/cm	0.09 mg/L	6.76 NTU	5.8 mV	12.48 ft	200.00 ml/min
2/15/2024 10:37 AM	24:48	6.66 pH	18.37 °C	732.18 µS/cm	0.08 mg/L	4.51 NTU	-1.0 mV	12.48 ft	200.00 ml/min
2/15/2024 10:42 AM	29:48	6.67 pH	18.20 °C	735.17 µS/cm	0.08 mg/L	4.78 NTU	-2.9 mV	12.48 ft	200.00 ml/min
2/15/2024 10:47 AM	34:48	6.70 pH	18.30 °C	736.99 µS/cm	0.07 mg/L	3.64 NTU	-6.4 mV	12.48 ft	200.00 ml/min
2/15/2024 10:52 AM	39:48	6.69 pH	18.28 °C	732.78 µS/cm	0.06 mg/L	3.24 NTU	-5.1 mV	12.49 ft	200.00 ml/min
2/15/2024 10:57 AM	44:48	6.68 pH	18.42 °C	731.35 µS/cm	0.06 mg/L	2.66 NTU	-3.5 mV	12.49 ft	200.00 ml/min

Samples

Sample ID:	Description:
HAM-PT-10	Grab.
HAM-AP1-FD-01	Grab.

Created using VuSitu from In-Situ, Inc.

CALIBRATION REPORTS

Field Instrumentation Calibration Form

Site Name: Plant Hammond

Date: 2/15/2024

Calibrated By: Thomas Hessler

Field Conditions: Clear, 40°

Instrument	Manufactuer/ Model	Serial Number
Water Quality Meter	Hach	88 353C
Turbidity Meter		

Calibration Standard Information				
Parameter	Standard	Lot #	Date of Expiration	Brand
Specific Conductance (µS/cm)	4,490	24C00044	5/24	Insitu
pH (SU)	4.00	24C00044	5/24	
pH (SU)	7.00	22790139	4/24	
pH (SU)	10.00	22110130	4/24	
D.O. (%)	N/A			
ORP (mV)	228.0	24C002258	6/24	

Calibration					
Time Start 0730			Time Finish 0800		
Parameter	Standard	Calibration Value	Calibration Solution Temperature (°C)	Acceptance Criteria	Reference
Specific Conductance (µS/cm)	4,490	1490	8.14	± 10% of standard	EPA 2023
pH (SU)	4.00	4.00	8.76	± 0.1	GWMP
pH (SU)	7.00	7.00	8.81	± 0.1	GWMP
pH (SU)	10.00	10.00	10.13	± 0.1	GWMP
D.O. (%)	N/A	100	10.24	± 10%	NA
ORP (mV)	228.0	228	10.40	± 10	EPA 2023

	Standard	Calibration Value	Acceptance Criteria	Reference
Turbidity (NTU)	20	20.4	± 10% of standard	EPA 2023
	~~100 200~~	~~90.4~~ 100		
	800	791		

Calibration Check					
Time Start 1345			Time Finish 1400		
Parameter	Standard	Calibration Value	Calibration Solution Temperature (°C)	Acceptance Criteria	Reference
Specific Conductance (µS/cm)	4,490	4500	18.30	± 10% of standard	EPA 2023
pH (SU)	4.00	4.000	18.75	± 0.1	GWMP
pH (SU)	7.00	7.00	15.04	± 0.1	GWMP
pH (SU)	10.00	10.00	15.13	± 0.1	GWMP

	Standard	Calibration Value	Acceptance Criteria	Reference
Turbidity (NTU)	20	19.8	± 10% of standard	EPA 2023
	100	96.1		
	800	785		

Notes: Recal Conductivity and pH

Site Name: Plant Hammond

Calibrated By: A. Szwedsy

Field Instrumentation Calibration Form

Date: 2-15-2024

Field Conditions: Sunny, 40°F

Instrument	Manufactuer/ Model	Serial Number
Water Quality Meter	In-situ/AT400	843285
Turbidity Meter	HACH/2100Q	14080C034447

Calibration Standard Information				
Parameter	Standard	Lot #	Date of Expiration	Brand
Specific Conductance (µS/cm)	4,490	24000044	05/2024	AIR
pH (SU)	4.00	24000044	05/2024	AIR
pH (SU)	7.00	22290139	04/2024	AIR
pH (SU)	10.00	22110130	04/2024	AIR
D.O. (%)	N/A	—	—	—
ORP (mV)	228.0	24002258	08/2024	AIR

Calibration					
Time Start 820		Time Finish 950			
Parameter	Standard	Calibration Value	Calibration Solution Temperature (°C)	Acceptance Criteria	Reference
Specific Conductance (µS/cm)	4,490	4620.7	4.60	± 10% of standard	EPA 2023
pH (SU)	4.00	4.06	4.64	± 0.1	GWMP
pH (SU)	7.00	7.17	5.44	± 0.1	GWMP
pH (SU)	10.00	10.34	6.38	± 0.1	GWMP
D.O. (%)	N/A	91.63	2-15-2024 ~~4.39~~ 13.13	± 10%	NA
ORP (mV)	228.0	253.1	11.46	± 10	EPA 2023

	Standard	Calibration Value	Acceptance Criteria	Reference
Turbidity (NTU)	20.	20.0	± 10% of standard	EPA 2023
	100	103		
	800	821		
	10.0	9.48		

Calibration Check					
Time Start 1340		Time Finish 1350			
Parameter	Standard	Calibration Value	Calibration Solution Temperature (°C)	Acceptance Criteria	Reference
Specific Conductance (µS/cm)	4,490	4260.9	16.81	± 10% of standard	EPA 2023
pH (SU)	4.00	4.08	17.17	± 0.1	GWMP
pH (SU)	7.00	7.09	18.29	± 0.1	GWMP
pH (SU)	10.00	9.98	21.75	± 0.1	GWMP

	Standard	Calibration Value	Acceptance Criteria	Reference
Turbidity (NTU)	20.0	19.6	± 10% of standard	EPA 2023
	100	100		
	800	5.54		
	10.0	9.86		

Notes:

DO sensor took multiple tries to calibrate

1340 Calibration check, within range

March 2024

LABORATORY ANALYTICAL RESULTS

Pace Analytical Services, LLC
9800 Kincey Ave. Suite 100
Huntersville, NC 28078
(704)875-9092

May 08, 2024

Kristen Jurinko
Southern Company
241 Ralph McGill Blvd NE
Bin 10160
Atlanta, GA 30308

RE: Project: Hammond AP-1
Pace Project No.: 92719165

Dear Kristen Jurinko:

Enclosed are the analytical results for sample(s) received by the laboratory on March 14, 2024. The results relate only to the samples included in this report. Results reported herein conform to the applicable TNI/NELAC Standards and the laboratory's Quality Manual, where applicable, unless otherwise noted in the body of the report.

The test results provided in this final report were generated by each of the following laboratories within the Pace Network:

- Pace Analytical Services - Asheville
- Pace Analytical Services - Peachtree Corners, GA

Revision 1: Arsenic RDL limit was updated to report 0.005 mg/L.

If you have any questions concerning this report, please feel free to contact me.

Sincerely,

Bonnie Vang
bonnie.vang@pacelabs.com
704-977-0968
Project Manager

Enclosures

cc: Kip Gray, Geosyntec
Christine Hug, Geosyntec Consultants, Inc.
Thomas Kessler, Geosyntec Consultants
Whitney Law, Geosyntec Consultants
Laura Midkiff, Southern Company
Caroline Nelson, Geosyntec Consultants, Inc
Anthony Szwast, Geosyntec Consultants

This report shall not be reproduced, except in full,
without the written consent of Pace Analytical Services, LLC.

Pace Analytical Services, LLC
9800 Kincey Ave. Suite 100
Huntersville, NC 28078
(704)875-9092

CERTIFICATIONS

Project: Hammond AP-1
Pace Project No.: 92719165

Pace Analytical Services Asheville
2225 Riverside Drive, Asheville, NC 28804
Florida/NELAP Certification #: E87648
North Carolina Drinking Water Certification #: 37712
North Carolina Wastewater Certification #: 40
South Carolina Laboratory ID: 99030
South Carolina Certification #: 99030001
Virginia/VELAP Certification #: 460222

Pace Analytical Services Peachtree Corners
110 Technology Pkwy, Peachtree Corners, GA 30092
Florida DOH Certification #: E87315
Georgia DW Inorganics Certification #: 812
North Carolina Certification #: 381
South Carolina Certification #: 98011001
Virginia Certification #: 460204

REPORT OF LABORATORY ANALYSIS

This report shall not be reproduced, except in full,
without the written consent of Pace Analytical Services, LLC.

Pace Analytical Services, LLC
9800 Kincey Ave. Suite 100
Huntersville, NC 28078
(704)875-9092

SAMPLE SUMMARY

Project: Hammond AP-1
Pace Project No.: 92719165

Lab ID	Sample ID	Matrix	Date Collected	Date Received
92719165001	**HAM-PT-07**	Water	03/13/24 10:27	03/14/24 16:19
92719165002	**HAM-PT-08**	Water	03/13/24 12:40	03/14/24 16:19
92719165003	**HAM-PT-09**	Water	03/13/24 10:45	03/14/24 16:19
92719165004	**HAM-PT-10**	Water	03/13/24 12:18	03/14/24 16:19
92719165005	**HAM-AP1-EB-01**	Water	03/13/24 13:32	03/14/24 16:19
92719165006	**HAM-AP1-FB-01**	Water	03/13/24 13:17	03/14/24 16:19
92719165007	**HAM-AP1-FD-01**	Water	03/13/24 00:00	03/14/24 16:19

This report shall not be reproduced, except in full,
without the written consent of Pace Analytical Services, LLC.

Pace Analytical Services, LLC
9800 Kincey Ave. Suite 100
Huntersville, NC 28078
(704)875-9092

SAMPLE ANALYTE COUNT

Project: Hammond AP-1
Pace Project No.: 92719165

Lab ID	Sample ID	Method	Analysts	Analytes Reported
92719165001	**HAM-PT-07**	EPA 6010D	DRB	6
		EPA 6020B	MT1	13
		EPA 7470A	VB	1
		SM 2320B-2011	SMS	3
		SM 2540C-2015	JAY	1
		SM 4500-S2D-2011	JP1	1
		EPA 300.0 Rev 2.1 1993	JCM	3
92719165002	**HAM-PT-08**	EPA 6010D	DRB	6
		EPA 6020B	MT1	13
		EPA 7470A	VB	1
		SM 2320B-2011	SMS	3
		SM 2540C-2015	JAY	1
		SM 4500-S2D-2011	JP1	1
		EPA 300.0 Rev 2.1 1993	JCM	3
92719165003	**HAM-PT-09**	EPA 6010D	DRB	6
		EPA 6020B	MT1	13
		EPA 7470A	VB	1
		SM 2320B-2011	SMS	3
		SM 2540C-2015	JAY	1
		SM 4500-S2D-2011	JP1	1
		EPA 300.0 Rev 2.1 1993	JCM	3
92719165004	**HAM-PT-10**	EPA 6010D	DRB	6
		EPA 6020B	MT1	13
		EPA 7470A	VB	1
		SM 2320B-2011	SMS	3
		SM 2540C-2015	JAY	1
		SM 4500-S2D-2011	JP1	1
		EPA 300.0 Rev 2.1 1993	JCM	3
92719165005	**HAM-AP1-EB-01**	EPA 6010D	DRB	6
		EPA 6020B	MT1	13
		EPA 7470A	VB	1
		SM 2320B-2011	SMS	3
		SM 2540C-2015	JAY	1
		SM 4500-S2D-2011	JP1	1
		EPA 300.0 Rev 2.1 1993	JCM	3
92719165006	**HAM-AP1-FB-01**	EPA 6010D	DRB	6
		EPA 6020B	MT1	13

REPORT OF LABORATORY ANALYSIS

This report shall not be reproduced, except in full,
without the written consent of Pace Analytical Services, LLC.

Pace Analytical Services, LLC
9800 Kincey Ave. Suite 100
Huntersville, NC 28078
(704)875-9092

SAMPLE ANALYTE COUNT

Project: Hammond AP-1
Pace Project No.: 92719165

Lab ID	Sample ID	Method	Analysts	Analytes Reported
		EPA 7470A	VB	1
		SM 2320B-2011	SMS	3
		SM 2540C-2015	JAY	1
		SM 4500-S2D-2011	JP1	1
		EPA 300.0 Rev 2.1 1993	JCM	3
92719165007	**HAM-AP1-FD-01**	EPA 6010D	DRB	6
		EPA 6020B	MT1	13
		EPA 7470A	VB	1
		SM 2320B-2011	SMS	3
		SM 2540C-2015	JAY	1
		SM 4500-S2D-2011	JP1	1
		EPA 300.0 Rev 2.1 1993	CDC	3

PASI-A = Pace Analytical Services - Asheville
PASI-GA = Pace Analytical Services - Peachtree Corners, GA

This report shall not be reproduced, except in full,
without the written consent of Pace Analytical Services, LLC.

Pace Analytical Services, LLC
9800 Kincey Ave. Suite 100
Huntersville, NC 28078
(704)875-9092

SUMMARY OF DETECTION

Project: Hammond AP-1
Pace Project No.: 92719165

Lab Sample ID / Method	Client Sample ID / Parameters	Result	Units	Report Limit	Analyzed	Qualifiers
92719165001	**HAM-PT-07**					
EPA 6010D	Iron	25.3	mg/L	0.040	03/22/24 16:08	
EPA 6010D	Manganese	5.7	mg/L	0.040	03/22/24 16:08	
EPA 6010D	Potassium	6.3	mg/L	0.50	03/22/24 16:08	
EPA 6010D	Sodium	6.9	mg/L	1.0	03/22/24 16:08	
EPA 6010D	Calcium	203	mg/L	1.0	03/22/24 16:08	
EPA 6010D	Magnesium	24.9	mg/L	0.050	03/22/24 16:08	
EPA 6020B	Antimony	0.00078J	mg/L	0.0030	03/18/24 15:29	B
EPA 6020B	Arsenic	0.36	mg/L	0.0050	03/18/24 15:29	
EPA 6020B	Barium	0.068	mg/L	0.0050	03/18/24 15:29	
EPA 6020B	Beryllium	0.00011J	mg/L	0.00050	03/18/24 15:29	
EPA 6020B	Boron	0.79	mg/L	0.040	03/18/24 15:29	
EPA 6020B	Cobalt	0.12	mg/L	0.0050	03/18/24 15:29	
EPA 6020B	Lithium	0.071	mg/L	0.030	03/18/24 15:29	
EPA 6020B	Molybdenum	0.013	mg/L	0.010	03/18/24 15:29	
SM 2320B-2011	Alkalinity,Bicarbonate (CaCO3)	98.7	mg/L	5.0	03/19/24 20:45	
SM 2320B-2011	Alkalinity, Total as CaCO3	98.7	mg/L	5.0	03/19/24 20:45	
SM 2540C-2015	Total Dissolved Solids	932	mg/L	50.0	03/17/24 14:17	
EPA 300.0 Rev 2.1 1993	Chloride	13.6	mg/L	1.0	03/16/24 16:43	
EPA 300.0 Rev 2.1 1993	Fluoride	0.35	mg/L	0.10	03/16/24 16:43	
EPA 300.0 Rev 2.1 1993	Sulfate	488	mg/L	10.0	03/17/24 04:22	
92719165002	**HAM-PT-08**					
EPA 6010D	Iron	6.5	mg/L	0.040	03/22/24 16:10	
EPA 6010D	Manganese	2.2	mg/L	0.040	03/22/24 16:10	
EPA 6010D	Potassium	5.1	mg/L	0.50	03/22/24 16:10	
EPA 6010D	Sodium	6.7	mg/L	1.0	03/22/24 16:10	
EPA 6010D	Calcium	86.6	mg/L	1.0	03/22/24 16:10	
EPA 6010D	Magnesium	11.2	mg/L	0.050	03/22/24 16:10	
EPA 6020B	Antimony	0.0011J	mg/L	0.0030	03/18/24 15:44	B
EPA 6020B	Arsenic	0.16	mg/L	0.0050	03/18/24 15:44	
EPA 6020B	Barium	0.047	mg/L	0.0050	03/18/24 15:44	
EPA 6020B	Beryllium	0.00012J	mg/L	0.00050	03/18/24 15:44	
EPA 6020B	Boron	0.79	mg/L	0.040	03/18/24 15:44	
EPA 6020B	Cobalt	0.034	mg/L	0.0050	03/18/24 15:44	
EPA 6020B	Lithium	0.0092J	mg/L	0.030	03/18/24 15:44	
EPA 6020B	Molybdenum	0.017	mg/L	0.010	03/18/24 15:44	
SM 2320B-2011	Alkalinity,Bicarbonate (CaCO3)	83.0	mg/L	5.0	03/19/24 20:54	
SM 2320B-2011	Alkalinity, Total as CaCO3	83.0	mg/L	5.0	03/19/24 20:54	
SM 2540C-2015	Total Dissolved Solids	409	mg/L	25.0	03/17/24 14:17	
EPA 300.0 Rev 2.1 1993	Chloride	16.3	mg/L	1.0	03/16/24 16:58	
EPA 300.0 Rev 2.1 1993	Fluoride	0.16	mg/L	0.10	03/16/24 16:58	
EPA 300.0 Rev 2.1 1993	Sulfate	175	mg/L	4.0	03/17/24 04:36	
92719165003	**HAM-PT-09**					
EPA 6010D	Iron	0.28	mg/L	0.040	03/22/24 16:12	
EPA 6010D	Manganese	0.20	mg/L	0.040	03/22/24 16:12	
EPA 6010D	Potassium	6.7	mg/L	0.50	03/22/24 16:12	
EPA 6010D	Sodium	11.6	mg/L	1.0	03/22/24 16:12	

REPORT OF LABORATORY ANALYSIS

This report shall not be reproduced, except in full,
without the written consent of Pace Analytical Services, LLC.

Pace Analytical Services, LLC
9800 Kincey Ave. Suite 100
Huntersville, NC 28078
(704)875-9092

SUMMARY OF DETECTION

Project: Hammond AP-1
Pace Project No.: 92719165

Lab Sample ID / Method	Client Sample ID / Parameters	Result	Units	Report Limit	Analyzed	Qualifiers
92719165003	**HAM-PT-09**					
EPA 6010D	Calcium	82.7	mg/L	1.0	03/22/24 16:12	
EPA 6010D	Magnesium	33.6	mg/L	0.050	03/22/24 16:12	
EPA 6020B	Arsenic	0.0011J	mg/L	0.0050	03/18/24 15:48	
EPA 6020B	Barium	0.064	mg/L	0.0050	03/18/24 15:48	
EPA 6020B	Boron	1.8	mg/L	0.040	03/18/24 15:48	
EPA 6020B	Cadmium	0.00024J	mg/L	0.00050	03/18/24 15:48	
EPA 6020B	Cobalt	0.00085J	mg/L	0.0050	03/18/24 15:48	
EPA 6020B	Molybdenum	0.26	mg/L	0.010	03/18/24 15:48	
SM 2320B-2011	Alkalinity,Bicarbonate (CaCO3)	148	mg/L	5.0	03/19/24 21:03	
SM 2320B-2011	Alkalinity, Total as CaCO3	148	mg/L	5.0	03/19/24 21:03	
SM 2540C-2015	Total Dissolved Solids	460	mg/L	25.0	03/17/24 14:17	
EPA 300.0 Rev 2.1 1993	Chloride	57.2	mg/L	1.0	03/16/24 17:12	
EPA 300.0 Rev 2.1 1993	Fluoride	0.40	mg/L	0.10	03/16/24 17:12	
EPA 300.0 Rev 2.1 1993	Sulfate	139	mg/L	3.0	03/17/24 04:51	
92719165004	**HAM-PT-10**					
EPA 6010D	Iron	0.61	mg/L	0.040	03/22/24 16:18	
EPA 6010D	Manganese	0.64	mg/L	0.040	03/22/24 16:18	
EPA 6010D	Potassium	6.6	mg/L	0.50	03/22/24 16:18	M1
EPA 6010D	Sodium	8.7	mg/L	1.0	03/22/24 16:18	M1
EPA 6010D	Calcium	114	mg/L	1.0	03/22/24 16:18	M1
EPA 6010D	Magnesium	14.4	mg/L	0.050	03/22/24 16:18	M1
EPA 6020B	Arsenic	0.0011J	mg/L	0.0050	03/18/24 15:51	
EPA 6020B	Barium	0.061	mg/L	0.0050	03/18/24 15:51	
EPA 6020B	Boron	1.6	mg/L	0.040	03/18/24 15:51	
EPA 6020B	Cobalt	0.0014J	mg/L	0.0050	03/18/24 15:51	
EPA 6020B	Molybdenum	0.074	mg/L	0.010	03/18/24 15:51	
SM 2320B-2011	Alkalinity,Bicarbonate (CaCO3)	135	mg/L	5.0	03/19/24 21:14	
SM 2320B-2011	Alkalinity, Total as CaCO3	135	mg/L	5.0	03/19/24 21:14	
SM 2540C-2015	Total Dissolved Solids	507	mg/L	25.0	03/17/24 14:18	
EPA 300.0 Rev 2.1 1993	Chloride	93.5	mg/L	1.0	03/16/24 17:26	
EPA 300.0 Rev 2.1 1993	Fluoride	0.20	mg/L	0.10	03/16/24 17:26	
EPA 300.0 Rev 2.1 1993	Sulfate	37.6	mg/L	1.0	03/16/24 17:26	
92719165006	**HAM-AP1-FB-01**					
EPA 6010D	Iron	0.035J	mg/L	0.040	03/22/24 16:35	
92719165007	**HAM-AP1-FD-01**					
EPA 6010D	Iron	0.39	mg/L	0.040	03/22/24 16:38	
EPA 6010D	Manganese	0.18	mg/L	0.040	03/22/24 16:38	
EPA 6010D	Potassium	6.1	mg/L	0.50	03/22/24 16:38	
EPA 6010D	Sodium	10.5	mg/L	1.0	03/22/24 16:38	
EPA 6010D	Calcium	76.4	mg/L	1.0	03/22/24 16:38	
EPA 6010D	Magnesium	33.1	mg/L	0.050	03/22/24 16:38	
EPA 6020B	Arsenic	0.0022J	mg/L	0.0050	03/18/24 16:27	
EPA 6020B	Barium	0.062	mg/L	0.0050	03/18/24 16:27	
EPA 6020B	Boron	1.8	mg/L	0.040	03/18/24 16:27	
EPA 6020B	Cadmium	0.00024J	mg/L	0.00050	03/18/24 16:27	
EPA 6020B	Cobalt	0.00085J	mg/L	0.0050	03/18/24 16:27	

REPORT OF LABORATORY ANALYSIS

This report shall not be reproduced, except in full,
without the written consent of Pace Analytical Services, LLC.

Pace Analytical Services, LLC
9800 Kincey Ave. Suite 100
Huntersville, NC 28078
(704)875-9092

SUMMARY OF DETECTION

Project: Hammond AP-1
Pace Project No.: 92719165

Lab Sample ID / Method	Client Sample ID / Parameters	Result	Units	Report Limit	Analyzed	Qualifiers
92719165007	**HAM-AP1-FD-01**					
EPA 6020B	Molybdenum	0.28	mg/L	0.010	03/18/24 16:27	
SM 2320B-2011	Alkalinity,Bicarbonate (CaCO3)	153	mg/L	5.0	03/20/24 19:54	
SM 2320B-2011	Alkalinity, Total as CaCO3	153	mg/L	5.0	03/20/24 19:54	
SM 2540C-2015	Total Dissolved Solids	489	mg/L	25.0	03/17/24 14:18	
EPA 300.0 Rev 2.1 1993	Chloride	51.4	mg/L	1.0	03/19/24 10:30	
EPA 300.0 Rev 2.1 1993	Fluoride	0.38	mg/L	0.10	03/19/24 10:30	
EPA 300.0 Rev 2.1 1993	Sulfate	133	mg/L	3.0	03/19/24 10:59	

REPORT OF LABORATORY ANALYSIS

This report shall not be reproduced, except in full,
without the written consent of Pace Analytical Services, LLC.

Pace Analytical Services, LLC
9800 Kincey Ave. Suite 100
Huntersville, NC 28078
(704)875-9092

ANALYTICAL RESULTS

Project: Hammond AP-1
Pace Project No.: 92719165

Sample: HAM-PT-07 **Lab ID: 92719165001** Collected: 03/13/24 10:27 Received: 03/14/24 16:19 Matrix: Water

Parameters	Results	Units	Report Limit	MDL	DF	Prepared	Analyzed	CAS No.	Qual
6010D ATL ICP	Analytical Method: EPA 6010D Preparation Method: EPA 3010A Pace Analytical Services - Peachtree Corners, GA								
Iron	**25.3**	mg/L	0.040	0.025	1	03/16/24 10:10	03/22/24 16:08	7439-89-6	
Manganese	**5.7**	mg/L	0.040	0.011	1	03/16/24 10:10	03/22/24 16:08	7439-96-5	
Potassium	**6.3**	mg/L	0.50	0.15	1	03/16/24 10:10	03/22/24 16:08	7440-09-7	
Sodium	**6.9**	mg/L	1.0	0.58	1	03/16/24 10:10	03/22/24 16:08	7440-23-5	
Calcium	**203**	mg/L	1.0	0.12	1	03/16/24 10:10	03/22/24 16:08	7440-70-2	
Magnesium	**24.9**	mg/L	0.050	0.012	1	03/16/24 10:10	03/22/24 16:08	7439-95-4	
6020 MET ICPMS	Analytical Method: EPA 6020B Preparation Method: EPA 3005A Pace Analytical Services - Peachtree Corners, GA								
Antimony	**0.00078J**	mg/L	0.0030	0.00054	1	03/16/24 10:05	03/18/24 15:29	7440-36-0	B
Arsenic	**0.36**	mg/L	0.0050	0.00084	1	03/16/24 10:05	03/18/24 15:29	7440-38-2	
Barium	**0.068**	mg/L	0.0050	0.00047	1	03/16/24 10:05	03/18/24 15:29	7440-39-3	
Beryllium	**0.00011J**	mg/L	0.00050	0.000094	1	03/16/24 10:05	03/18/24 15:29	7440-41-7	
Boron	**0.79**	mg/L	0.040	0.012	1	03/16/24 10:05	03/18/24 15:29	7440-42-8	
Cadmium	ND	mg/L	0.00050	0.00010	1	03/16/24 10:05	03/18/24 15:29	7440-43-9	
Chromium	ND	mg/L	0.0050	0.0019	1	03/16/24 10:05	03/18/24 15:29	7440-47-3	
Cobalt	**0.12**	mg/L	0.0050	0.00032	1	03/16/24 10:05	03/18/24 15:29	7440-48-4	
Lead	ND	mg/L	0.0010	0.00016	1	03/16/24 10:05	03/18/24 15:29	7439-92-1	
Lithium	**0.071**	mg/L	0.030	0.0016	1	03/16/24 10:05	03/18/24 15:29	7439-93-2	
Molybdenum	**0.013**	mg/L	0.010	0.00062	1	03/16/24 10:05	03/18/24 15:29	7439-98-7	
Selenium	ND	mg/L	0.0050	0.00096	1	03/16/24 10:05	03/18/24 15:29	7782-49-2	
Thallium	ND	mg/L	0.0010	0.00038	1	03/16/24 10:05	03/18/24 15:29	7440-28-0	
7470 Mercury	Analytical Method: EPA 7470A Preparation Method: EPA 7470A Pace Analytical Services - Peachtree Corners, GA								
Mercury	ND	mg/L	0.00020	0.00013	1	03/25/24 10:30	03/25/24 14:33	7439-97-6	
2320B Alkalinity	Analytical Method: SM 2320B-2011 Pace Analytical Services - Asheville								
Alkalinity,Bicarbonate (CaCO3)	**98.7**	mg/L	5.0	5.0	1		03/19/24 20:45		
Alkalinity,Carbonate (CaCO3)	ND	mg/L	5.0	5.0	1		03/19/24 20:45		
Alkalinity, Total as CaCO3	**98.7**	mg/L	5.0	5.0	1		03/19/24 20:45		
2540C Total Dissolved Solids	Analytical Method: SM 2540C-2015 Pace Analytical Services - Asheville								
Total Dissolved Solids	**932**	mg/L	50.0	50.0	1		03/17/24 14:17		
4500S2D Sulfide Water	Analytical Method: SM 4500-S2D-2011 Pace Analytical Services - Asheville								
Sulfide	ND	mg/L	0.10	0.022	1		03/19/24 04:46	18496-25-8	
300.0 IC Anions 28 Days	Analytical Method: EPA 300.0 Rev 2.1 1993 Pace Analytical Services - Asheville								
Chloride	**13.6**	mg/L	1.0	0.60	1		03/16/24 16:43	16887-00-6	

REPORT OF LABORATORY ANALYSIS

This report shall not be reproduced, except in full,
without the written consent of Pace Analytical Services, LLC.

Pace Analytical Services, LLC
9800 Kincey Ave. Suite 100
Huntersville, NC 28078
(704)875-9092

ANALYTICAL RESULTS

Project: Hammond AP-1
Pace Project No.: 92719165

Sample: HAM-PT-07 **Lab ID: 92719165001** Collected: 03/13/24 10:27 Received: 03/14/24 16:19 Matrix: Water

Parameters	Results	Units	Report Limit	MDL	DF	Prepared	Analyzed	CAS No.	Qual
300.0 IC Anions 28 Days	Analytical Method: EPA 300.0 Rev 2.1 1993 Pace Analytical Services - Asheville								
Fluoride	**0.35**	mg/L	0.10	0.050	1		03/16/24 16:43	16984-48-8	
Sulfate	**488**	mg/L	10.0	5.0	10		03/17/24 04:22	14808-79-8	

REPORT OF LABORATORY ANALYSIS

This report shall not be reproduced, except in full,
without the written consent of Pace Analytical Services, LLC.

Pace Analytical Services, LLC
9800 Kincey Ave. Suite 100
Huntersville, NC 28078
(704)875-9092

ANALYTICAL RESULTS

Project: Hammond AP-1
Pace Project No.: 92719165

Sample: HAM-PT-08 **Lab ID: 92719165002** Collected: 03/13/24 12:40 Received: 03/14/24 16:19 Matrix: Water

Parameters	Results	Units	Report Limit	MDL	DF	Prepared	Analyzed	CAS No.	Qual
6010D ATL ICP	Analytical Method: EPA 6010D Preparation Method: EPA 3010A Pace Analytical Services - Peachtree Corners, GA								
Iron	**6.5**	mg/L	0.040	0.025	1	03/16/24 10:10	03/22/24 16:10	7439-89-6	
Manganese	**2.2**	mg/L	0.040	0.011	1	03/16/24 10:10	03/22/24 16:10	7439-96-5	
Potassium	**5.1**	mg/L	0.50	0.15	1	03/16/24 10:10	03/22/24 16:10	7440-09-7	
Sodium	**6.7**	mg/L	1.0	0.58	1	03/16/24 10:10	03/22/24 16:10	7440-23-5	
Calcium	**86.6**	mg/L	1.0	0.12	1	03/16/24 10:10	03/22/24 16:10	7440-70-2	
Magnesium	**11.2**	mg/L	0.050	0.012	1	03/16/24 10:10	03/22/24 16:10	7439-95-4	
6020 MET ICPMS	Analytical Method: EPA 6020B Preparation Method: EPA 3005A Pace Analytical Services - Peachtree Corners, GA								
Antimony	**0.0011J**	mg/L	0.0030	0.00054	1	03/16/24 10:05	03/18/24 15:44	7440-36-0	B
Arsenic	**0.16**	mg/L	0.0050	0.00084	1	03/16/24 10:05	03/18/24 15:44	7440-38-2	
Barium	**0.047**	mg/L	0.0050	0.00047	1	03/16/24 10:05	03/18/24 15:44	7440-39-3	
Beryllium	**0.00012J**	mg/L	0.00050	0.000094	1	03/16/24 10:05	03/18/24 15:44	7440-41-7	
Boron	**0.79**	mg/L	0.040	0.012	1	03/16/24 10:05	03/18/24 15:44	7440-42-8	
Cadmium	ND	mg/L	0.00050	0.00010	1	03/16/24 10:05	03/18/24 15:44	7440-43-9	
Chromium	ND	mg/L	0.0050	0.0019	1	03/16/24 10:05	03/18/24 15:44	7440-47-3	
Cobalt	**0.034**	mg/L	0.0050	0.00032	1	03/16/24 10:05	03/18/24 15:44	7440-48-4	
Lead	ND	mg/L	0.0010	0.00016	1	03/16/24 10:05	03/18/24 15:44	7439-92-1	
Lithium	**0.0092J**	mg/L	0.030	0.0016	1	03/16/24 10:05	03/18/24 15:44	7439-93-2	
Molybdenum	**0.017**	mg/L	0.010	0.00062	1	03/16/24 10:05	03/18/24 15:44	7439-98-7	
Selenium	ND	mg/L	0.0050	0.00096	1	03/16/24 10:05	03/18/24 15:44	7782-49-2	
Thallium	ND	mg/L	0.0010	0.00038	1	03/16/24 10:05	03/18/24 15:44	7440-28-0	
7470 Mercury	Analytical Method: EPA 7470A Preparation Method: EPA 7470A Pace Analytical Services - Peachtree Corners, GA								
Mercury	ND	mg/L	0.00020	0.00013	1	03/25/24 10:30	03/25/24 14:45	7439-97-6	
2320B Alkalinity	Analytical Method: SM 2320B-2011 Pace Analytical Services - Asheville								
Alkalinity,Bicarbonate (CaCO3)	**83.0**	mg/L	5.0	5.0	1		03/19/24 20:54		
Alkalinity,Carbonate (CaCO3)	ND	mg/L	5.0	5.0	1		03/19/24 20:54		
Alkalinity, Total as CaCO3	**83.0**	mg/L	5.0	5.0	1		03/19/24 20:54		
2540C Total Dissolved Solids	Analytical Method: SM 2540C-2015 Pace Analytical Services - Asheville								
Total Dissolved Solids	**409**	mg/L	25.0	25.0	1		03/17/24 14:17		
4500S2D Sulfide Water	Analytical Method: SM 4500-S2D-2011 Pace Analytical Services - Asheville								
Sulfide	ND	mg/L	0.10	0.022	1		03/19/24 04:47	18496-25-8	
300.0 IC Anions 28 Days	Analytical Method: EPA 300.0 Rev 2.1 1993 Pace Analytical Services - Asheville								
Chloride	**16.3**	mg/L	1.0	0.60	1		03/16/24 16:58	16887-00-6	

REPORT OF LABORATORY ANALYSIS

This report shall not be reproduced, except in full,
without the written consent of Pace Analytical Services, LLC.

Pace Analytical Services, LLC
9800 Kincey Ave. Suite 100
Huntersville, NC 28078
(704)875-9092

ANALYTICAL RESULTS

Project: Hammond AP-1
Pace Project No.: 92719165

Sample: HAM-PT-08 **Lab ID: 92719165002** Collected: 03/13/24 12:40 Received: 03/14/24 16:19 Matrix: Water

Parameters	Results	Units	Report Limit	MDL	DF	Prepared	Analyzed	CAS No.	Qual
300.0 IC Anions 28 Days	Analytical Method: EPA 300.0 Rev 2.1 1993 Pace Analytical Services - Asheville								
Fluoride	**0.16**	mg/L	0.10	0.050	1		03/16/24 16:58	16984-48-8	
Sulfate	**175**	mg/L	4.0	2.0	4		03/17/24 04:36	14808-79-8	

REPORT OF LABORATORY ANALYSIS

This report shall not be reproduced, except in full,
without the written consent of Pace Analytical Services, LLC.

Pace Analytical Services, LLC
9800 Kincey Ave. Suite 100
Huntersville, NC 28078
(704)875-9092

ANALYTICAL RESULTS

Project: Hammond AP-1
Pace Project No.: 92719165

Sample: HAM-PT-09 **Lab ID: 92719165003** Collected: 03/13/24 10:45 Received: 03/14/24 16:19 Matrix: Water

Parameters	Results	Units	Report Limit	MDL	DF	Prepared	Analyzed	CAS No.	Qual
6010D ATL ICP	Analytical Method: EPA 6010D Preparation Method: EPA 3010A Pace Analytical Services - Peachtree Corners, GA								
Iron	**0.28**	mg/L	0.040	0.025	1	03/16/24 10:10	03/22/24 16:12	7439-89-6	
Manganese	**0.20**	mg/L	0.040	0.011	1	03/16/24 10:10	03/22/24 16:12	7439-96-5	
Potassium	**6.7**	mg/L	0.50	0.15	1	03/16/24 10:10	03/22/24 16:12	7440-09-7	
Sodium	**11.6**	mg/L	1.0	0.58	1	03/16/24 10:10	03/22/24 16:12	7440-23-5	
Calcium	**82.7**	mg/L	1.0	0.12	1	03/16/24 10:10	03/22/24 16:12	7440-70-2	
Magnesium	**33.6**	mg/L	0.050	0.012	1	03/16/24 10:10	03/22/24 16:12	7439-95-4	
6020 MET ICPMS	Analytical Method: EPA 6020B Preparation Method: EPA 3005A Pace Analytical Services - Peachtree Corners, GA								
Antimony	ND	mg/L	0.0030	0.00054	1	03/16/24 10:05	03/18/24 15:48	7440-36-0	
Arsenic	**0.0011J**	mg/L	0.0050	0.00084	1	03/16/24 10:05	03/18/24 15:48	7440-38-2	
Barium	**0.064**	mg/L	0.0050	0.00047	1	03/16/24 10:05	03/18/24 15:48	7440-39-3	
Beryllium	ND	mg/L	0.00050	0.000094	1	03/16/24 10:05	03/18/24 15:48	7440-41-7	
Boron	**1.8**	mg/L	0.040	0.012	1	03/16/24 10:05	03/18/24 15:48	7440-42-8	
Cadmium	**0.00024J**	mg/L	0.00050	0.00010	1	03/16/24 10:05	03/18/24 15:48	7440-43-9	
Chromium	ND	mg/L	0.0050	0.0019	1	03/16/24 10:05	03/18/24 15:48	7440-47-3	
Cobalt	**0.00085J**	mg/L	0.0050	0.00032	1	03/16/24 10:05	03/18/24 15:48	7440-48-4	
Lead	ND	mg/L	0.0010	0.00016	1	03/16/24 10:05	03/18/24 15:48	7439-92-1	
Lithium	ND	mg/L	0.030	0.0016	1	03/16/24 10:05	03/18/24 15:48	7439-93-2	
Molybdenum	**0.26**	mg/L	0.010	0.00062	1	03/16/24 10:05	03/18/24 15:48	7439-98-7	
Selenium	ND	mg/L	0.0050	0.00096	1	03/16/24 10:05	03/18/24 15:48	7782-49-2	
Thallium	ND	mg/L	0.0010	0.00038	1	03/16/24 10:05	03/18/24 15:48	7440-28-0	
7470 Mercury	Analytical Method: EPA 7470A Preparation Method: EPA 7470A Pace Analytical Services - Peachtree Corners, GA								
Mercury	ND	mg/L	0.00020	0.00013	1	03/25/24 10:30	03/25/24 14:47	7439-97-6	
2320B Alkalinity	Analytical Method: SM 2320B-2011 Pace Analytical Services - Asheville								
Alkalinity,Bicarbonate (CaCO3)	**148**	mg/L	5.0	5.0	1		03/19/24 21:03		
Alkalinity,Carbonate (CaCO3)	ND	mg/L	5.0	5.0	1		03/19/24 21:03		
Alkalinity, Total as CaCO3	**148**	mg/L	5.0	5.0	1		03/19/24 21:03		
2540C Total Dissolved Solids	Analytical Method: SM 2540C-2015 Pace Analytical Services - Asheville								
Total Dissolved Solids	**460**	mg/L	25.0	25.0	1		03/17/24 14:17		
4500S2D Sulfide Water	Analytical Method: SM 4500-S2D-2011 Pace Analytical Services - Asheville								
Sulfide	ND	mg/L	0.10	0.022	1		03/19/24 04:47	18496-25-8	
300.0 IC Anions 28 Days	Analytical Method: EPA 300.0 Rev 2.1 1993 Pace Analytical Services - Asheville								
Chloride	**57.2**	mg/L	1.0	0.60	1		03/16/24 17:12	16887-00-6	

REPORT OF LABORATORY ANALYSIS

This report shall not be reproduced, except in full,
without the written consent of Pace Analytical Services, LLC.

Pace Analytical Services, LLC
9800 Kincey Ave. Suite 100
Huntersville, NC 28078
(704)875-9092

ANALYTICAL RESULTS

Project: Hammond AP-1
Pace Project No.: 92719165

Sample: HAM-PT-09 **Lab ID: 92719165003** Collected: 03/13/24 10:45 Received: 03/14/24 16:19 Matrix: Water

Parameters	Results	Units	Report Limit	MDL	DF	Prepared	Analyzed	CAS No.	Qual
300.0 IC Anions 28 Days	Analytical Method: EPA 300.0 Rev 2.1 1993 Pace Analytical Services - Asheville								
Fluoride	**0.40**	mg/L	0.10	0.050	1		03/16/24 17:12	16984-48-8	
Sulfate	**139**	mg/L	3.0	1.5	3		03/17/24 04:51	14808-79-8	

REPORT OF LABORATORY ANALYSIS

This report shall not be reproduced, except in full,
without the written consent of Pace Analytical Services, LLC.

Pace Analytical Services, LLC
9800 Kincey Ave. Suite 100
Huntersville, NC 28078
(704)875-9092

ANALYTICAL RESULTS

Project: Hammond AP-1
Pace Project No.: 92719165

Sample: HAM-PT-10 **Lab ID: 92719165004** Collected: 03/13/24 12:18 Received: 03/14/24 16:19 Matrix: Water

Parameters	Results	Units	Report Limit	MDL	DF	Prepared	Analyzed	CAS No.	Qual
6010D ATL ICP	Analytical Method: EPA 6010D Preparation Method: EPA 3010A Pace Analytical Services - Peachtree Corners, GA								
Iron	**0.61**	mg/L	0.040	0.025	1	03/16/24 10:10	03/22/24 16:18	7439-89-6	
Manganese	**0.64**	mg/L	0.040	0.011	1	03/16/24 10:10	03/22/24 16:18	7439-96-5	
Potassium	**6.6**	mg/L	0.50	0.15	1	03/16/24 10:10	03/22/24 16:18	7440-09-7	M1
Sodium	**8.7**	mg/L	1.0	0.58	1	03/16/24 10:10	03/22/24 16:18	7440-23-5	M1
Calcium	**114**	mg/L	1.0	0.12	1	03/16/24 10:10	03/22/24 16:18	7440-70-2	M1
Magnesium	**14.4**	mg/L	0.050	0.012	1	03/16/24 10:10	03/22/24 16:18	7439-95-4	M1
6020 MET ICPMS	Analytical Method: EPA 6020B Preparation Method: EPA 3005A Pace Analytical Services - Peachtree Corners, GA								
Antimony	ND	mg/L	0.0030	0.00054	1	03/16/24 10:05	03/18/24 15:51	7440-36-0	
Arsenic	**0.0011J**	mg/L	0.0050	0.00084	1	03/16/24 10:05	03/18/24 15:51	7440-38-2	
Barium	**0.061**	mg/L	0.0050	0.00047	1	03/16/24 10:05	03/18/24 15:51	7440-39-3	
Beryllium	ND	mg/L	0.00050	0.000094	1	03/16/24 10:05	03/18/24 15:51	7440-41-7	
Boron	**1.6**	mg/L	0.040	0.012	1	03/16/24 10:05	03/18/24 15:51	7440-42-8	
Cadmium	ND	mg/L	0.00050	0.00010	1	03/16/24 10:05	03/18/24 15:51	7440-43-9	
Chromium	ND	mg/L	0.0050	0.0019	1	03/16/24 10:05	03/18/24 15:51	7440-47-3	
Cobalt	**0.0014J**	mg/L	0.0050	0.00032	1	03/16/24 10:05	03/18/24 15:51	7440-48-4	
Lead	ND	mg/L	0.0010	0.00016	1	03/16/24 10:05	03/18/24 15:51	7439-92-1	
Lithium	ND	mg/L	0.030	0.0016	1	03/16/24 10:05	03/18/24 15:51	7439-93-2	
Molybdenum	**0.074**	mg/L	0.010	0.00062	1	03/16/24 10:05	03/18/24 15:51	7439-98-7	
Selenium	ND	mg/L	0.0050	0.00096	1	03/16/24 10:05	03/18/24 15:51	7782-49-2	
Thallium	ND	mg/L	0.0010	0.00038	1	03/16/24 10:05	03/18/24 15:51	7440-28-0	
7470 Mercury	Analytical Method: EPA 7470A Preparation Method: EPA 7470A Pace Analytical Services - Peachtree Corners, GA								
Mercury	ND	mg/L	0.00020	0.00013	1	03/25/24 10:30	03/25/24 14:50	7439-97-6	
2320B Alkalinity	Analytical Method: SM 2320B-2011 Pace Analytical Services - Asheville								
Alkalinity,Bicarbonate (CaCO3)	**135**	mg/L	5.0	5.0	1		03/19/24 21:14		
Alkalinity,Carbonate (CaCO3)	ND	mg/L	5.0	5.0	1		03/19/24 21:14		
Alkalinity, Total as CaCO3	**135**	mg/L	5.0	5.0	1		03/19/24 21:14		
2540C Total Dissolved Solids	Analytical Method: SM 2540C-2015 Pace Analytical Services - Asheville								
Total Dissolved Solids	**507**	mg/L	25.0	25.0	1		03/17/24 14:18		
4500S2D Sulfide Water	Analytical Method: SM 4500-S2D-2011 Pace Analytical Services - Asheville								
Sulfide	ND	mg/L	0.10	0.022	1		03/19/24 04:48	18496-25-8	
300.0 IC Anions 28 Days	Analytical Method: EPA 300.0 Rev 2.1 1993 Pace Analytical Services - Asheville								
Chloride	**93.5**	mg/L	1.0	0.60	1		03/16/24 17:26	16887-00-6	

REPORT OF LABORATORY ANALYSIS

This report shall not be reproduced, except in full,
without the written consent of Pace Analytical Services, LLC.

Pace Analytical Services, LLC
9800 Kincey Ave. Suite 100
Huntersville, NC 28078
(704)875-9092

ANALYTICAL RESULTS

Project: Hammond AP-1
Pace Project No.: 92719165

Sample: HAM-PT-10 **Lab ID: 92719165004** Collected: 03/13/24 12:18 Received: 03/14/24 16:19 Matrix: Water

Parameters	Results	Units	Report Limit	MDL	DF	Prepared	Analyzed	CAS No.	Qual
300.0 IC Anions 28 Days	Analytical Method: EPA 300.0 Rev 2.1 1993 Pace Analytical Services - Asheville								
Fluoride	**0.20**	mg/L	0.10	0.050	1		03/16/24 17:26	16984-48-8	
Sulfate	**37.6**	mg/L	1.0	0.50	1		03/16/24 17:26	14808-79-8	

REPORT OF LABORATORY ANALYSIS

This report shall not be reproduced, except in full,
without the written consent of Pace Analytical Services, LLC.

Pace Analytical Services, LLC
9800 Kincey Ave. Suite 100
Huntersville, NC 28078
(704)875-9092

ANALYTICAL RESULTS

Project: Hammond AP-1
Pace Project No.: 92719165

Sample: HAM-AP1-EB-01 **Lab ID: 92719165005** Collected: 03/13/24 13:32 Received: 03/14/24 16:19 Matrix: Water

Parameters	Results	Units	Report Limit	MDL	DF	Prepared	Analyzed	CAS No.	Qual
6010D ATL ICP	Analytical Method: EPA 6010D Preparation Method: EPA 3010A Pace Analytical Services - Peachtree Corners, GA								
Iron	ND	mg/L	0.040	0.025	1	03/16/24 10:10	03/22/24 16:33	7439-89-6	
Manganese	ND	mg/L	0.040	0.011	1	03/16/24 10:10	03/22/24 16:33	7439-96-5	
Potassium	ND	mg/L	0.50	0.15	1	03/16/24 10:10	03/22/24 16:33	7440-09-7	
Sodium	ND	mg/L	1.0	0.58	1	03/16/24 10:10	03/22/24 16:33	7440-23-5	
Calcium	ND	mg/L	1.0	0.12	1	03/16/24 10:10	03/22/24 16:33	7440-70-2	
Magnesium	ND	mg/L	0.050	0.012	1	03/16/24 10:10	03/22/24 16:33	7439-95-4	
6020 MET ICPMS	Analytical Method: EPA 6020B Preparation Method: EPA 3005A Pace Analytical Services - Peachtree Corners, GA								
Antimony	ND	mg/L	0.0030	0.00054	1	03/16/24 10:05	03/18/24 16:19	7440-36-0	
Arsenic	ND	mg/L	0.0050	0.00084	1	03/16/24 10:05	03/18/24 16:19	7440-38-2	
Barium	ND	mg/L	0.0050	0.00047	1	03/16/24 10:05	03/18/24 16:19	7440-39-3	
Beryllium	ND	mg/L	0.00050	0.000094	1	03/16/24 10:05	03/18/24 16:19	7440-41-7	
Boron	ND	mg/L	0.040	0.012	1	03/16/24 10:05	03/18/24 16:19	7440-42-8	
Cadmium	ND	mg/L	0.00050	0.00010	1	03/16/24 10:05	03/18/24 16:19	7440-43-9	
Chromium	ND	mg/L	0.0050	0.0019	1	03/16/24 10:05	03/18/24 16:19	7440-47-3	
Cobalt	ND	mg/L	0.0050	0.00032	1	03/16/24 10:05	03/18/24 16:19	7440-48-4	
Lead	ND	mg/L	0.0010	0.00016	1	03/16/24 10:05	03/18/24 16:19	7439-92-1	
Lithium	ND	mg/L	0.030	0.0016	1	03/16/24 10:05	03/18/24 16:19	7439-93-2	
Molybdenum	ND	mg/L	0.010	0.00062	1	03/16/24 10:05	03/18/24 16:19	7439-98-7	
Selenium	ND	mg/L	0.0050	0.00096	1	03/16/24 10:05	03/18/24 16:19	7782-49-2	
Thallium	ND	mg/L	0.0010	0.00038	1	03/16/24 10:05	03/18/24 16:19	7440-28-0	
7470 Mercury	Analytical Method: EPA 7470A Preparation Method: EPA 7470A Pace Analytical Services - Peachtree Corners, GA								
Mercury	ND	mg/L	0.00020	0.00013	1	03/25/24 10:30	03/25/24 14:58	7439-97-6	
2320B Alkalinity	Analytical Method: SM 2320B-2011 Pace Analytical Services - Asheville								
Alkalinity,Bicarbonate (CaCO3)	ND	mg/L	5.0	5.0	1		03/20/24 19:45		
Alkalinity,Carbonate (CaCO3)	ND	mg/L	5.0	5.0	1		03/20/24 19:45		
Alkalinity, Total as CaCO3	ND	mg/L	5.0	5.0	1		03/20/24 19:45		
2540C Total Dissolved Solids	Analytical Method: SM 2540C-2015 Pace Analytical Services - Asheville								
Total Dissolved Solids	ND	mg/L	25.0	25.0	1		03/17/24 14:18		
4500S2D Sulfide Water	Analytical Method: SM 4500-S2D-2011 Pace Analytical Services - Asheville								
Sulfide	ND	mg/L	0.10	0.022	1		03/19/24 04:48	18496-25-8	
300.0 IC Anions 28 Days	Analytical Method: EPA 300.0 Rev 2.1 1993 Pace Analytical Services - Asheville								
Chloride	ND	mg/L	1.0	0.60	1		03/16/24 11:09	16887-00-6	

REPORT OF LABORATORY ANALYSIS

This report shall not be reproduced, except in full,
without the written consent of Pace Analytical Services, LLC.

Pace Analytical Services, LLC
9800 Kincey Ave. Suite 100
Huntersville, NC 28078
(704)875-9092

ANALYTICAL RESULTS

Project: Hammond AP-1
Pace Project No.: 92719165

Sample: HAM-AP1-EB-01 **Lab ID: 92719165005** Collected: 03/13/24 13:32 Received: 03/14/24 16:19 Matrix: Water

Parameters	Results	Units	Report Limit	MDL	DF	Prepared	Analyzed	CAS No.	Qual
300.0 IC Anions 28 Days	Analytical Method: EPA 300.0 Rev 2.1 1993 Pace Analytical Services - Asheville								
Fluoride	ND	mg/L	0.10	0.050	1		03/16/24 11:09	16984-48-8	
Sulfate	ND	mg/L	1.0	0.50	1		03/16/24 11:09	14808-79-8	

REPORT OF LABORATORY ANALYSIS

This report shall not be reproduced, except in full,
without the written consent of Pace Analytical Services, LLC.

Pace Analytical Services, LLC
9800 Kincey Ave. Suite 100
Huntersville, NC 28078
(704)875-9092

ANALYTICAL RESULTS

Project: Hammond AP-1
Pace Project No.: 92719165

Sample: HAM-AP1-FB-01 **Lab ID: 92719165006** Collected: 03/13/24 13:17 Received: 03/14/24 16:19 Matrix: Water

Parameters	Results	Units	Report Limit	MDL	DF	Prepared	Analyzed	CAS No.	Qual
6010D ATL ICP	Analytical Method: EPA 6010D Preparation Method: EPA 3010A Pace Analytical Services - Peachtree Corners, GA								
Iron	**0.035J**	mg/L	0.040	0.025	1	03/16/24 10:10	03/22/24 16:35	7439-89-6	
Manganese	ND	mg/L	0.040	0.011	1	03/16/24 10:10	03/22/24 16:35	7439-96-5	
Potassium	ND	mg/L	0.50	0.15	1	03/16/24 10:10	03/22/24 16:35	7440-09-7	
Sodium	ND	mg/L	1.0	0.58	1	03/16/24 10:10	03/22/24 16:35	7440-23-5	
Calcium	ND	mg/L	1.0	0.12	1	03/16/24 10:10	03/22/24 16:35	7440-70-2	
Magnesium	ND	mg/L	0.050	0.012	1	03/16/24 10:10	03/22/24 16:35	7439-95-4	
6020 MET ICPMS	Analytical Method: EPA 6020B Preparation Method: EPA 3005A Pace Analytical Services - Peachtree Corners, GA								
Antimony	ND	mg/L	0.0030	0.00054	1	03/16/24 10:05	03/18/24 16:23	7440-36-0	
Arsenic	ND	mg/L	0.0050	0.00084	1	03/16/24 10:05	03/18/24 16:23	7440-38-2	
Barium	ND	mg/L	0.0050	0.00047	1	03/16/24 10:05	03/18/24 16:23	7440-39-3	
Beryllium	ND	mg/L	0.00050	0.000094	1	03/16/24 10:05	03/18/24 16:23	7440-41-7	
Boron	ND	mg/L	0.040	0.012	1	03/16/24 10:05	03/18/24 16:23	7440-42-8	
Cadmium	ND	mg/L	0.00050	0.00010	1	03/16/24 10:05	03/18/24 16:23	7440-43-9	
Chromium	ND	mg/L	0.0050	0.0019	1	03/16/24 10:05	03/18/24 16:23	7440-47-3	
Cobalt	ND	mg/L	0.0050	0.00032	1	03/16/24 10:05	03/18/24 16:23	7440-48-4	
Lead	ND	mg/L	0.0010	0.00016	1	03/16/24 10:05	03/18/24 16:23	7439-92-1	
Lithium	ND	mg/L	0.030	0.0016	1	03/16/24 10:05	03/18/24 16:23	7439-93-2	
Molybdenum	ND	mg/L	0.010	0.00062	1	03/16/24 10:05	03/18/24 16:23	7439-98-7	
Selenium	ND	mg/L	0.0050	0.00096	1	03/16/24 10:05	03/18/24 16:23	7782-49-2	
Thallium	ND	mg/L	0.0010	0.00038	1	03/16/24 10:05	03/18/24 16:23	7440-28-0	
7470 Mercury	Analytical Method: EPA 7470A Preparation Method: EPA 7470A Pace Analytical Services - Peachtree Corners, GA								
Mercury	ND	mg/L	0.00020	0.00013	1	03/25/24 10:30	03/25/24 15:01	7439-97-6	
2320B Alkalinity	Analytical Method: SM 2320B-2011 Pace Analytical Services - Asheville								
Alkalinity,Bicarbonate (CaCO3)	ND	mg/L	5.0	5.0	1		03/20/24 19:49		
Alkalinity,Carbonate (CaCO3)	ND	mg/L	5.0	5.0	1		03/20/24 19:49		
Alkalinity, Total as CaCO3	ND	mg/L	5.0	5.0	1		03/20/24 19:49		
2540C Total Dissolved Solids	Analytical Method: SM 2540C-2015 Pace Analytical Services - Asheville								
Total Dissolved Solids	ND	mg/L	25.0	25.0	1		03/17/24 14:18		
4500S2D Sulfide Water	Analytical Method: SM 4500-S2D-2011 Pace Analytical Services - Asheville								
Sulfide	ND	mg/L	0.10	0.022	1		03/19/24 04:58	18496-25-8	
300.0 IC Anions 28 Days	Analytical Method: EPA 300.0 Rev 2.1 1993 Pace Analytical Services - Asheville								
Chloride	ND	mg/L	1.0	0.60	1		03/16/24 11:24	16887-00-6	

REPORT OF LABORATORY ANALYSIS

This report shall not be reproduced, except in full,
without the written consent of Pace Analytical Services, LLC.

Pace Analytical Services, LLC
9800 Kincey Ave. Suite 100
Huntersville, NC 28078
(704)875-9092

ANALYTICAL RESULTS

Project: Hammond AP-1
Pace Project No.: 92719165

Sample: HAM-AP1-FB-01 **Lab ID: 92719165006** Collected: 03/13/24 13:17 Received: 03/14/24 16:19 Matrix: Water

Parameters	Results	Units	Report Limit	MDL	DF	Prepared	Analyzed	CAS No.	Qual
300.0 IC Anions 28 Days	Analytical Method: EPA 300.0 Rev 2.1 1993 Pace Analytical Services - Asheville								
Fluoride	ND	mg/L	0.10	0.050	1		03/16/24 11:24	16984-48-8	
Sulfate	ND	mg/L	1.0	0.50	1		03/16/24 11:24	14808-79-8	

REPORT OF LABORATORY ANALYSIS

This report shall not be reproduced, except in full,
without the written consent of Pace Analytical Services, LLC.

Pace Analytical Services, LLC
9800 Kincey Ave. Suite 100
Huntersville, NC 28078
(704)875-9092

ANALYTICAL RESULTS

Project: Hammond AP-1
Pace Project No.: 92719165

Sample: HAM-AP1-FD-01 **Lab ID: 92719165007** Collected: 03/13/24 00:00 Received: 03/14/24 16:19 Matrix: Water

Parameters	Results	Units	Report Limit	MDL	DF	Prepared	Analyzed	CAS No.	Qual
6010D ATL ICP	Analytical Method: EPA 6010D Preparation Method: EPA 3010A Pace Analytical Services - Peachtree Corners, GA								
Iron	**0.39**	mg/L	0.040	0.025	1	03/16/24 10:10	03/22/24 16:38	7439-89-6	
Manganese	**0.18**	mg/L	0.040	0.011	1	03/16/24 10:10	03/22/24 16:38	7439-96-5	
Potassium	**6.1**	mg/L	0.50	0.15	1	03/16/24 10:10	03/22/24 16:38	7440-09-7	
Sodium	**10.5**	mg/L	1.0	0.58	1	03/16/24 10:10	03/22/24 16:38	7440-23-5	
Calcium	**76.4**	mg/L	1.0	0.12	1	03/16/24 10:10	03/22/24 16:38	7440-70-2	
Magnesium	**33.1**	mg/L	0.050	0.012	1	03/16/24 10:10	03/22/24 16:38	7439-95-4	
6020 MET ICPMS	Analytical Method: EPA 6020B Preparation Method: EPA 3005A Pace Analytical Services - Peachtree Corners, GA								
Antimony	ND	mg/L	0.0030	0.00054	1	03/16/24 10:05	03/18/24 16:27	7440-36-0	
Arsenic	**0.0022J**	mg/L	0.0050	0.00084	1	03/16/24 10:05	03/18/24 16:27	7440-38-2	
Barium	**0.062**	mg/L	0.0050	0.00047	1	03/16/24 10:05	03/18/24 16:27	7440-39-3	
Beryllium	ND	mg/L	0.00050	0.000094	1	03/16/24 10:05	03/18/24 16:27	7440-41-7	
Boron	**1.8**	mg/L	0.040	0.012	1	03/16/24 10:05	03/18/24 16:27	7440-42-8	
Cadmium	**0.00024J**	mg/L	0.00050	0.00010	1	03/16/24 10:05	03/18/24 16:27	7440-43-9	
Chromium	ND	mg/L	0.0050	0.0019	1	03/16/24 10:05	03/18/24 16:27	7440-47-3	
Cobalt	**0.00085J**	mg/L	0.0050	0.00032	1	03/16/24 10:05	03/18/24 16:27	7440-48-4	
Lead	ND	mg/L	0.0010	0.00016	1	03/16/24 10:05	03/18/24 16:27	7439-92-1	
Lithium	ND	mg/L	0.030	0.0016	1	03/16/24 10:05	03/18/24 16:27	7439-93-2	
Molybdenum	**0.28**	mg/L	0.010	0.00062	1	03/16/24 10:05	03/18/24 16:27	7439-98-7	
Selenium	ND	mg/L	0.0050	0.00096	1	03/16/24 10:05	03/18/24 16:27	7782-49-2	
Thallium	ND	mg/L	0.0010	0.00038	1	03/16/24 10:05	03/18/24 16:27	7440-28-0	
7470 Mercury	Analytical Method: EPA 7470A Preparation Method: EPA 7470A Pace Analytical Services - Peachtree Corners, GA								
Mercury	ND	mg/L	0.00020	0.00013	1	03/25/24 10:30	03/25/24 15:03	7439-97-6	
2320B Alkalinity	Analytical Method: SM 2320B-2011 Pace Analytical Services - Asheville								
Alkalinity,Bicarbonate (CaCO3)	**153**	mg/L	5.0	5.0	1		03/20/24 19:54		
Alkalinity,Carbonate (CaCO3)	ND	mg/L	5.0	5.0	1		03/20/24 19:54		
Alkalinity, Total as CaCO3	**153**	mg/L	5.0	5.0	1		03/20/24 19:54		
2540C Total Dissolved Solids	Analytical Method: SM 2540C-2015 Pace Analytical Services - Asheville								
Total Dissolved Solids	**489**	mg/L	25.0	25.0	1		03/17/24 14:18		
4500S2D Sulfide Water	Analytical Method: SM 4500-S2D-2011 Pace Analytical Services - Asheville								
Sulfide	ND	mg/L	0.10	0.022	1		03/19/24 04:59	18496-25-8	
300.0 IC Anions 28 Days	Analytical Method: EPA 300.0 Rev 2.1 1993 Pace Analytical Services - Asheville								
Chloride	**51.4**	mg/L	1.0	0.60	1		03/19/24 10:30	16887-00-6	

REPORT OF LABORATORY ANALYSIS

This report shall not be reproduced, except in full,
without the written consent of Pace Analytical Services, LLC.

Pace Analytical Services, LLC
9800 Kincey Ave. Suite 100
Huntersville, NC 28078
(704)875-9092

ANALYTICAL RESULTS

Project: Hammond AP-1
Pace Project No.: 92719165

Sample: HAM-AP1-FD-01 **Lab ID: 92719165007** Collected: 03/13/24 00:00 Received: 03/14/24 16:19 Matrix: Water

Parameters	Results	Units	Report Limit	MDL	DF	Prepared	Analyzed	CAS No.	Qual
300.0 IC Anions 28 Days	Analytical Method: EPA 300.0 Rev 2.1 1993 Pace Analytical Services - Asheville								
Fluoride	**0.38**	mg/L	0.10	0.050	1		03/19/24 10:30	16984-48-8	
Sulfate	**133**	mg/L	3.0	1.5	3		03/19/24 10:59	14808-79-8	

REPORT OF LABORATORY ANALYSIS

This report shall not be reproduced, except in full,
without the written consent of Pace Analytical Services, LLC.

Pace Analytical Services, LLC
9800 Kincey Ave. Suite 100
Huntersville, NC 28078
(704)875-9092

QUALITY CONTROL DATA

Project: Hammond AP-1
Pace Project No.: 92719165

QC Batch: 839535
QC Batch Method: EPA 3010A
Analysis Method: EPA 6010D
Analysis Description: 6010D ATL
Laboratory: Pace Analytical Services - Peachtree Corners, GA
Associated Lab Samples: 92719165001, 92719165002, 92719165003, 92719165004, 92719165005, 92719165006, 92719165007

METHOD BLANK: 4336921 Matrix: Water
Associated Lab Samples: 92719165001, 92719165002, 92719165003, 92719165004, 92719165005, 92719165006, 92719165007

Parameter	Units	Blank Result	Reporting Limit	MDL	Analyzed	Qualifiers
Calcium	mg/L	ND	1.0	0.12	03/22/24 16:03	
Iron	mg/L	ND	0.040	0.025	03/22/24 16:03	
Magnesium	mg/L	ND	0.050	0.012	03/22/24 16:03	
Manganese	mg/L	ND	0.040	0.011	03/22/24 16:03	
Potassium	mg/L	ND	0.50	0.15	03/22/24 16:03	
Sodium	mg/L	ND	1.0	0.58	03/22/24 16:03	

LABORATORY CONTROL SAMPLE: 4336922

Parameter	Units	Spike Conc.	LCS Result	LCS % Rec	% Rec Limits	Qualifiers
Calcium	mg/L	1	0.99J	99	80-120	
Iron	mg/L	1	0.99	99	80-120	
Magnesium	mg/L	1	1.0	101	80-120	
Manganese	mg/L	1	0.95	95	80-120	
Potassium	mg/L	1	0.88	88	80-120	
Sodium	mg/L	1	1.0	101	80-120	

MATRIX SPIKE & MATRIX SPIKE DUPLICATE: 4336923 4336924

Parameter	Units	92719165004 Result	MS Spike Conc.	MSD Spike Conc.	MS Result	MSD Result	MS % Rec	MSD % Rec	% Rec Limits	RPD	Max RPD	Qual
Calcium	mg/L	114	1	1	123	118	908	404	75-125	4	20	M1
Iron	mg/L	0.61	1	1	1.7	1.6	108	102	75-125	4	20	
Magnesium	mg/L	14.4	1	1	16.4	15.7	200	126	75-125	5	20	M1
Manganese	mg/L	0.64	1	1	1.7	1.6	104	97	75-125	4	20	
Potassium	mg/L	6.6	1	1	7.9	7.4	128	86	75-125	5	20	M1
Sodium	mg/L	8.7	1	1	10.1	9.7	148	100	75-125	5	20	M1

Results presented on this page are in the units indicated by the "Units" column except where an alternate unit is presented to the right of the result.

REPORT OF LABORATORY ANALYSIS

This report shall not be reproduced, except in full,
without the written consent of Pace Analytical Services, LLC.

Pace Analytical Services, LLC
9800 Kincey Ave. Suite 100
Huntersville, NC 28078
(704)875-9092

QUALITY CONTROL DATA

Project: Hammond AP-1
Pace Project No.: 92719165

QC Batch: 839528
QC Batch Method: EPA 3005A
Analysis Method: EPA 6020B
Analysis Description: 6020 MET
Laboratory: Pace Analytical Services - Peachtree Corners, GA
Associated Lab Samples: 92719165001, 92719165002, 92719165003, 92719165004, 92719165005, 92719165006, 92719165007

METHOD BLANK: 4336898 Matrix: Water
Associated Lab Samples: 92719165001, 92719165002, 92719165003, 92719165004, 92719165005, 92719165006, 92719165007

Parameter	Units	Blank Result	Reporting Limit	MDL	Analyzed	Qualifiers
Antimony	mg/L	0.00056J	0.0030	0.00054	03/18/24 15:22	
Arsenic	mg/L	ND	0.0050	0.00084	03/18/24 15:22	
Barium	mg/L	ND	0.0050	0.00047	03/18/24 15:22	
Beryllium	mg/L	ND	0.00050	0.000094	03/18/24 15:22	
Boron	mg/L	ND	0.040	0.012	03/18/24 15:22	
Cadmium	mg/L	ND	0.00050	0.00010	03/18/24 15:22	
Chromium	mg/L	ND	0.0050	0.0019	03/18/24 15:22	
Cobalt	mg/L	ND	0.0050	0.00032	03/18/24 15:22	
Lead	mg/L	ND	0.0010	0.00016	03/18/24 15:22	
Lithium	mg/L	ND	0.030	0.0016	03/18/24 15:22	
Molybdenum	mg/L	ND	0.010	0.00062	03/18/24 15:22	
Selenium	mg/L	ND	0.0050	0.00096	03/18/24 15:22	
Thallium	mg/L	ND	0.0010	0.00038	03/18/24 15:22	

LABORATORY CONTROL SAMPLE: 4336899

Parameter	Units	Spike Conc.	LCS Result	LCS % Rec	% Rec Limits	Qualifiers
Antimony	mg/L	0.1	0.10	103	80-120	
Arsenic	mg/L	0.1	0.10	101	80-120	
Barium	mg/L	0.1	0.10	100	80-120	
Beryllium	mg/L	0.1	0.10	103	80-120	
Boron	mg/L	1	0.95	95	80-120	
Cadmium	mg/L	0.1	0.099	99	80-120	
Chromium	mg/L	0.1	0.096	96	80-120	
Cobalt	mg/L	0.1	0.096	96	80-120	
Lead	mg/L	0.1	0.10	102	80-120	
Lithium	mg/L	0.1	0.10	100	80-120	
Molybdenum	mg/L	0.1	0.098	98	80-120	
Selenium	mg/L	0.1	0.099	99	80-120	
Thallium	mg/L	0.1	0.10	101	80-120	

MATRIX SPIKE & MATRIX SPIKE DUPLICATE: 4336900 4336901

Parameter	Units	92719165001 Result	MS Spike Conc.	MSD Spike Conc.	MS Result	MSD Result	MS % Rec	MSD % Rec	% Rec Limits	RPD	Max RPD	Qual
Antimony	mg/L	0.00078J	0.1	0.1	0.11	0.11	105	107	75-125	2	20	
Arsenic	mg/L	0.36	0.1	0.1	0.44	0.46	77	97	75-125	4	20	

Results presented on this page are in the units indicated by the "Units" column except where an alternate unit is presented to the right of the result.

REPORT OF LABORATORY ANALYSIS

This report shall not be reproduced, except in full,
without the written consent of Pace Analytical Services, LLC.

Pace Analytical Services, LLC
9800 Kincey Ave. Suite 100
Huntersville, NC 28078
(704)875-9092

QUALITY CONTROL DATA

Project: Hammond AP-1
Pace Project No.: 92719165

MATRIX SPIKE & MATRIX SPIKE DUPLICATE: 4336900 4336901

Parameter	Units	92719165001 Result	MS Spike Conc.	MSD Spike Conc.	MS Result	MSD Result	MS % Rec	MSD % Rec	% Rec Limits	RPD	Max RPD	Qual
Barium	mg/L	0.068	0.1	0.1	0.16	0.16	91	93	75-125	1	20	
Beryllium	mg/L	0.00011J	0.1	0.1	0.090	0.089	90	89	75-125	1	20	
Boron	mg/L	0.79	1	1	1.6	1.7	86	87	75-125	1	20	
Cadmium	mg/L	ND	0.1	0.1	0.10	0.10	102	103	75-125	1	20	
Chromium	mg/L	ND	0.1	0.1	0.095	0.096	95	95	75-125	1	20	
Cobalt	mg/L	0.12	0.1	0.1	0.20	0.21	82	88	75-125	3	20	
Lead	mg/L	ND	0.1	0.1	0.095	0.095	95	95	75-125	1	20	
Lithium	mg/L	0.071	0.1	0.1	0.16	0.16	86	89	75-125	2	20	
Molybdenum	mg/L	0.013	0.1	0.1	0.11	0.11	99	99	75-125	0	20	
Selenium	mg/L	ND	0.1	0.1	0.10	0.10	102	104	75-125	2	20	
Thallium	mg/L	ND	0.1	0.1	0.096	0.096	96	96	75-125	0	20	

Results presented on this page are in the units indicated by the "Units" column except where an alternate unit is presented to the right of the result.

REPORT OF LABORATORY ANALYSIS

This report shall not be reproduced, except in full,
without the written consent of Pace Analytical Services, LLC.

Pace Analytical Services, LLC
9800 Kincey Ave. Suite 100
Huntersville, NC 28078
(704)875-9092

QUALITY CONTROL DATA

Project: Hammond AP-1
Pace Project No.: 92719165

QC Batch: 841220 | Analysis Method: EPA 7470A
QC Batch Method: EPA 7470A | Analysis Description: 7470 Mercury
Laboratory: Pace Analytical Services - Peachtree Corners, GA
Associated Lab Samples: 92719165001, 92719165002, 92719165003, 92719165004, 92719165005, 92719165006, 92719165007

METHOD BLANK: 4344835 Matrix: Water
Associated Lab Samples: 92719165001, 92719165002, 92719165003, 92719165004, 92719165005, 92719165006, 92719165007

Parameter	Units	Blank Result	Reporting Limit	MDL	Analyzed	Qualifiers
Mercury	mg/L	ND	0.00020	0.00013	03/25/24 14:28	

LABORATORY CONTROL SAMPLE: 4344836

Parameter	Units	Spike Conc.	LCS Result	LCS % Rec	% Rec Limits	Qualifiers
Mercury	mg/L	0.0025	0.0027	109	80-120	

MATRIX SPIKE & MATRIX SPIKE DUPLICATE: 4344837 4344838

Parameter	Units	92719165001 Result	MS Spike Conc.	MSD Spike Conc.	MS Result	MSD Result	MS % Rec	MSD % Rec	% Rec Limits	RPD	Max RPD	Qual
Mercury	mg/L	ND	0.0025	0.0025	0.0025	0.0027	99	107	75-125	7	20	

Results presented on this page are in the units indicated by the "Units" column except where an alternate unit is presented to the right of the result.

REPORT OF LABORATORY ANALYSIS

This report shall not be reproduced, except in full,
without the written consent of Pace Analytical Services, LLC.

Pace Analytical Services, LLC
9800 Kincey Ave. Suite 100
Huntersville, NC 28078
(704)875-9092

QUALITY CONTROL DATA

Project: Hammond AP-1
Pace Project No.: 92719165

QC Batch: 840093
QC Batch Method: SM 2320B-2011
Analysis Method: SM 2320B-2011
Analysis Description: 2320B Alkalinity
Laboratory: Pace Analytical Services - Asheville
Associated Lab Samples: 92719165001, 92719165002, 92719165003, 92719165004

METHOD BLANK: 4339105 Matrix: Water
Associated Lab Samples: 92719165001, 92719165002, 92719165003, 92719165004

Parameter	Units	Blank Result	Reporting Limit	MDL	Analyzed	Qualifiers
Alkalinity, Total as CaCO3	mg/L	ND	5.0	5.0	03/19/24 17:34	
Alkalinity,Bicarbonate (CaCO3)	mg/L	ND	5.0	5.0	03/19/24 17:34	
Alkalinity,Carbonate (CaCO3)	mg/L	ND	5.0	5.0	03/19/24 17:34	

LABORATORY CONTROL SAMPLE: 4339106

Parameter	Units	Spike Conc.	LCS Result	LCS % Rec	% Rec Limits	Qualifiers
Alkalinity, Total as CaCO3	mg/L	50	50.3	101	80-120	

LABORATORY CONTROL SAMPLE: 4339107

Parameter	Units	Spike Conc.	LCS Result	LCS % Rec	% Rec Limits	Qualifiers
Alkalinity, Total as CaCO3	mg/L	50	51.0	102	80-120	

MATRIX SPIKE & MATRIX SPIKE DUPLICATE: 4339108 4339109

Parameter	Units	92718779012 Result	MS Spike Conc.	MSD Spike Conc.	MS Result	MSD Result	MS % Rec	MSD % Rec	% Rec Limits	RPD	Max RPD	Qual
Alkalinity, Total as CaCO3	mg/L	154	50	50	211	220	114	131	80-120	4	25	M1

MATRIX SPIKE & MATRIX SPIKE DUPLICATE: 4339110 4339111

Parameter	Units	92718862001 Result	MS Spike Conc.	MSD Spike Conc.	MS Result	MSD Result	MS % Rec	MSD % Rec	% Rec Limits	RPD	Max RPD	Qual
Alkalinity, Total as CaCO3	mg/L	186	50	50	262	267	151	162	80-120	2	25	M1

Results presented on this page are in the units indicated by the "Units" column except where an alternate unit is presented to the right of the result.

REPORT OF LABORATORY ANALYSIS

This report shall not be reproduced, except in full,
without the written consent of Pace Analytical Services, LLC.

Pace Analytical Services, LLC
9800 Kincey Ave. Suite 100
Huntersville, NC 28078
(704)875-9092

QUALITY CONTROL DATA

Project: Hammond AP-1
Pace Project No.: 92719165

QC Batch: 840367
QC Batch Method: SM 2320B-2011
Analysis Method: SM 2320B-2011
Analysis Description: 2320B Alkalinity
Laboratory: Pace Analytical Services - Asheville
Associated Lab Samples: 92719165005, 92719165006, 92719165007

METHOD BLANK: 4340465 Matrix: Water
Associated Lab Samples: 92719165005, 92719165006, 92719165007

Parameter	Units	Blank Result	Reporting Limit	MDL	Analyzed	Qualifiers
Alkalinity, Total as CaCO3	mg/L	ND	5.0	5.0	03/20/24 17:52	
Alkalinity,Bicarbonate (CaCO3)	mg/L	ND	5.0	5.0	03/20/24 17:52	
Alkalinity,Carbonate (CaCO3)	mg/L	ND	5.0	5.0	03/20/24 17:52	

LABORATORY CONTROL SAMPLE: 4340466

Parameter	Units	Spike Conc.	LCS Result	LCS % Rec	% Rec Limits	Qualifiers
Alkalinity, Total as CaCO3	mg/L	50	50.1	100	80-120	

LABORATORY CONTROL SAMPLE: 4340467

Parameter	Units	Spike Conc.	LCS Result	LCS % Rec	% Rec Limits	Qualifiers
Alkalinity, Total as CaCO3	mg/L	50	52.6	105	80-120	

MATRIX SPIKE & MATRIX SPIKE DUPLICATE: 4340470 4340471

Parameter	Units	92719306009 Result	MS Spike Conc.	MSD Spike Conc.	MS Result	MSD Result	MS % Rec	MSD % Rec	% Rec Limits	RPD	Max RPD	Qual
Alkalinity, Total as CaCO3	mg/L	297	50	50	338	341	84	89	80-120	1	25	

MATRIX SPIKE & MATRIX SPIKE DUPLICATE: 4342108 4342109

Parameter	Units	92719157002 Result	MS Spike Conc.	MSD Spike Conc.	MS Result	MSD Result	MS % Rec	MSD % Rec	% Rec Limits	RPD	Max RPD	Qual
Alkalinity, Total as CaCO3	mg/L	98.5	50	50	150	147	102	97	80-120	2	25	

Results presented on this page are in the units indicated by the "Units" column except where an alternate unit is presented to the right of the result.

REPORT OF LABORATORY ANALYSIS

This report shall not be reproduced, except in full,
without the written consent of Pace Analytical Services, LLC.

Pace Analytical Services, LLC
9800 Kincey Ave. Suite 100
Huntersville, NC 28078
(704)875-9092

QUALITY CONTROL DATA

Project: Hammond AP-1
Pace Project No.: 92719165

QC Batch: 839645 | Analysis Method: SM 2540C-2015
QC Batch Method: SM 2540C-2015 | Analysis Description: 2540C Total Dissolved Solids
Laboratory: Pace Analytical Services - Asheville
Associated Lab Samples: 92719165001, 92719165002, 92719165003, 92719165004, 92719165005, 92719165006, 92719165007

METHOD BLANK: 4337248 Matrix: Water
Associated Lab Samples: 92719165001, 92719165002, 92719165003, 92719165004, 92719165005, 92719165006, 92719165007

Parameter	Units	Blank Result	Reporting Limit	MDL	Analyzed	Qualifiers
Total Dissolved Solids	mg/L	ND	25.0	25.0	03/17/24 14:16	

LABORATORY CONTROL SAMPLE: 4337249

Parameter	Units	Spike Conc.	LCS Result	LCS % Rec	% Rec Limits	Qualifiers
Total Dissolved Solids	mg/L	250	262	105	90-110	

SAMPLE DUPLICATE: 4337250

Parameter	Units	92718693006 Result	Dup Result	RPD	Max RPD	Qualifiers
Total Dissolved Solids	mg/L	4630	4390	5	25	

SAMPLE DUPLICATE: 4337251

Parameter	Units	92719165005 Result	Dup Result	RPD	Max RPD	Qualifiers
Total Dissolved Solids	mg/L	ND	ND		25	

Results presented on this page are in the units indicated by the "Units" column except where an alternate unit is presented to the right of the result.

REPORT OF LABORATORY ANALYSIS

This report shall not be reproduced, except in full,
without the written consent of Pace Analytical Services, LLC.

Pace Analytical Services, LLC
9800 Kincey Ave. Suite 100
Huntersville, NC 28078
(704)875-9092

QUALITY CONTROL DATA

Project: Hammond AP-1
Pace Project No.: 92719165

QC Batch: 839901 — Analysis Method: SM 4500-S2D-2011
QC Batch Method: SM 4500-S2D-2011 — Analysis Description: 4500S2D Sulfide Water
Laboratory: Pace Analytical Services - Asheville
Associated Lab Samples: 92719165001, 92719165002, 92719165003, 92719165004, 92719165005, 92719165006, 92719165007

METHOD BLANK: 4338238 — Matrix: Water
Associated Lab Samples: 92719165001, 92719165002, 92719165003, 92719165004, 92719165005, 92719165006, 92719165007

Parameter	Units	Blank Result	Reporting Limit	MDL	Analyzed	Qualifiers
Sulfide	mg/L	ND	0.10	0.022	03/19/24 04:44	

LABORATORY CONTROL SAMPLE: 4338239

Parameter	Units	Spike Conc.	LCS Result	LCS % Rec	% Rec Limits	Qualifiers
Sulfide	mg/L	0.5	0.52	104	80-120	

MATRIX SPIKE & MATRIX SPIKE DUPLICATE: 4338240 4338241

Parameter	Units	92719255021 Result	MS Spike Conc.	MSD Spike Conc.	MS Result	MSD Result	MS % Rec	MSD % Rec	% Rec Limits	RPD	Max RPD	Qual
Sulfide	mg/L	ND	0.5	0.5	0.48	0.50	97	100	80-120	3	10	

Results presented on this page are in the units indicated by the "Units" column except where an alternate unit is presented to the right of the result.

REPORT OF LABORATORY ANALYSIS

This report shall not be reproduced, except in full,
without the written consent of Pace Analytical Services, LLC.

Pace Analytical Services, LLC
9800 Kincey Ave. Suite 100
Huntersville, NC 28078
(704)875-9092

QUALITY CONTROL DATA

Project: Hammond AP-1
Pace Project No.: 92719165

QC Batch: 839522
QC Batch Method: EPA 300.0 Rev 2.1 1993
Analysis Method: EPA 300.0 Rev 2.1 1993
Analysis Description: 300.0 IC Anions
Laboratory: Pace Analytical Services - Asheville
Associated Lab Samples: 92719165001, 92719165002, 92719165003, 92719165004, 92719165005, 92719165006, 92719165007

METHOD BLANK: 4336880 Matrix: Water
Associated Lab Samples: 92719165001, 92719165002, 92719165003, 92719165004, 92719165005, 92719165006, 92719165007

Parameter	Units	Blank Result	Reporting Limit	MDL	Analyzed	Qualifiers
Chloride	mg/L	ND	1.0	0.60	03/16/24 10:41	
Fluoride	mg/L	ND	0.10	0.050	03/16/24 10:41	
Sulfate	mg/L	ND	1.0	0.50	03/16/24 10:41	

LABORATORY CONTROL SAMPLE: 4336881

Parameter	Units	Spike Conc.	LCS Result	LCS % Rec	% Rec Limits	Qualifiers
Chloride	mg/L	50	50.3	101	90-110	
Fluoride	mg/L	2.5	2.5	101	90-110	
Sulfate	mg/L	50	50.5	101	90-110	

MATRIX SPIKE & MATRIX SPIKE DUPLICATE: 4336884 4336885

Parameter	Units	92719214006 Result	MS Spike Conc.	MSD Spike Conc.	MS Result	MSD Result	MS % Rec	MSD % Rec	% Rec Limits	RPD	Max RPD	Qual
Chloride	mg/L	6.9	50	50	60.6	63.6	107	113	90-110	5	10	M1
Fluoride	mg/L	0.22	2.5	2.5	2.8	2.9	104	107	90-110	2	10	
Sulfate	mg/L	1630	50	50	1670	1650	85	56	90-110	1	10	M1

MATRIX SPIKE & MATRIX SPIKE DUPLICATE: 4336929 4336930

Parameter	Units	92719397001 Result	MS Spike Conc.	MSD Spike Conc.	MS Result	MSD Result	MS % Rec	MSD % Rec	% Rec Limits	RPD	Max RPD	Qual
Chloride	mg/L	2.5	50	50	52.6	55.8	100	107	90-110	6	10	
Fluoride	mg/L	0.59	2.5	2.5	3.0	3.2	98	104	90-110	5	10	
Sulfate	mg/L	5.3	50	50	56.0	59.2	101	108	90-110	6	10	

Results presented on this page are in the units indicated by the "Units" column except where an alternate unit is presented to the right of the result.

REPORT OF LABORATORY ANALYSIS

This report shall not be reproduced, except in full,
without the written consent of Pace Analytical Services, LLC.

Pace Analytical Services, LLC
9800 Kincey Ave. Suite 100
Huntersville, NC 28078
(704)875-9092

QUALIFIERS

Project: Hammond AP-1
Pace Project No.: 92719165

DEFINITIONS

DF - Dilution Factor, if reported, represents the factor applied to the reported data due to dilution of the sample aliquot.

ND - Not Detected at or above adjusted reporting limit.

TNTC - Too Numerous To Count

J - Estimated concentration above the adjusted method detection limit and below the adjusted reporting limit.

MDL - Adjusted Method Detection Limit.

PQL - Practical Quantitation Limit.

RL - Reporting Limit - The lowest concentration value that meets project requirements for quantitative data with known precision and bias for a specific analyte in a specific matrix.

S - Surrogate

1,2-Diphenylhydrazine decomposes to and cannot be separated from Azobenzene using Method 8270. The result for each analyte is a combined concentration.

Consistent with EPA guidelines, unrounded data are displayed and have been used to calculate % recovery and RPD values.

LCS(D) - Laboratory Control Sample (Duplicate)

MS(D) - Matrix Spike (Duplicate)

DUP - Sample Duplicate

RPD - Relative Percent Difference

NC - Not Calculable.

SG - Silica Gel - Clean-Up

U - Indicates the compound was analyzed for, but not detected.

Acid preservation may not be appropriate for 2 Chloroethylvinyl ether.

A separate vial preserved to a pH of 4-5 is recommended in SW846 Chapter 4 for the analysis of Acrolein and Acrylonitrile by EPA Method 8260.

N-Nitrosodiphenylamine decomposes and cannot be separated from Diphenylamine using Method 8270. The result reported for each analyte is a combined concentration.

Reported results are not rounded until the final step prior to reporting. Therefore, calculated parameters that are typically reported as "Total" may vary slightly from the sum of the reported component parameters.

Pace Analytical is TNI accredited. Contact your Pace PM for the current list of accredited analytes.

TNI - The NELAC Institute.

ANALYTE QUALIFIERS

B	Analyte was detected in the associated method blank.
M1	Matrix spike recovery exceeded QC limits. Batch accepted based on laboratory control sample (LCS) recovery.

This report shall not be reproduced, except in full,
without the written consent of Pace Analytical Services, LLC.

Pace Analytical Services, LLC
9800 Kincey Ave. Suite 100
Huntersville, NC 28078
(704)875-9092

QUALITY CONTROL DATA CROSS REFERENCE TABLE

Project: Hammond AP-1
Pace Project No.: 92719165

Lab ID	Sample ID	QC Batch Method	QC Batch	Analytical Method	Analytical Batch
92719165001	**HAM-PT-07**	EPA 3010A	839535	EPA 6010D	839576
92719165002	**HAM-PT-08**	EPA 3010A	839535	EPA 6010D	839576
92719165003	**HAM-PT-09**	EPA 3010A	839535	EPA 6010D	839576
92719165004	**HAM-PT-10**	EPA 3010A	839535	EPA 6010D	839576
92719165005	**HAM-AP1-EB-01**	EPA 3010A	839535	EPA 6010D	839576
92719165006	**HAM-AP1-FB-01**	EPA 3010A	839535	EPA 6010D	839576
92719165007	**HAM-AP1-FD-01**	EPA 3010A	839535	EPA 6010D	839576
92719165001	**HAM-PT-07**	EPA 3005A	839528	EPA 6020B	839598
92719165002	**HAM-PT-08**	EPA 3005A	839528	EPA 6020B	839598
92719165003	**HAM-PT-09**	EPA 3005A	839528	EPA 6020B	839598
92719165004	**HAM-PT-10**	EPA 3005A	839528	EPA 6020B	839598
92719165005	**HAM-AP1-EB-01**	EPA 3005A	839528	EPA 6020B	839598
92719165006	**HAM-AP1-FB-01**	EPA 3005A	839528	EPA 6020B	839598
92719165007	**HAM-AP1-FD-01**	EPA 3005A	839528	EPA 6020B	839598
92719165001	**HAM-PT-07**	EPA 7470A	841220	EPA 7470A	841542
92719165002	**HAM-PT-08**	EPA 7470A	841220	EPA 7470A	841542
92719165003	**HAM-PT-09**	EPA 7470A	841220	EPA 7470A	841542
92719165004	**HAM-PT-10**	EPA 7470A	841220	EPA 7470A	841542
92719165005	**HAM-AP1-EB-01**	EPA 7470A	841220	EPA 7470A	841542
92719165006	**HAM-AP1-FB-01**	EPA 7470A	841220	EPA 7470A	841542
92719165007	**HAM-AP1-FD-01**	EPA 7470A	841220	EPA 7470A	841542
92719165001	**HAM-PT-07**	SM 2320B-2011	840093		
92719165002	**HAM-PT-08**	SM 2320B-2011	840093		
92719165003	**HAM-PT-09**	SM 2320B-2011	840093		
92719165004	**HAM-PT-10**	SM 2320B-2011	840093		
92719165005	**HAM-AP1-EB-01**	SM 2320B-2011	840367		
92719165006	**HAM-AP1-FB-01**	SM 2320B-2011	840367		
92719165007	**HAM-AP1-FD-01**	SM 2320B-2011	840367		
92719165001	**HAM-PT-07**	SM 2540C-2015	839645		
92719165002	**HAM-PT-08**	SM 2540C-2015	839645		
92719165003	**HAM-PT-09**	SM 2540C-2015	839645		
92719165004	**HAM-PT-10**	SM 2540C-2015	839645		
92719165005	**HAM-AP1-EB-01**	SM 2540C-2015	839645		
92719165006	**HAM-AP1-FB-01**	SM 2540C-2015	839645		
92719165007	**HAM-AP1-FD-01**	SM 2540C-2015	839645		
92719165001	**HAM-PT-07**	SM 4500-S2D-2011	839901		
92719165002	**HAM-PT-08**	SM 4500-S2D-2011	839901		
92719165003	**HAM-PT-09**	SM 4500-S2D-2011	839901		
92719165004	**HAM-PT-10**	SM 4500-S2D-2011	839901		
92719165005	**HAM-AP1-EB-01**	SM 4500-S2D-2011	839901		
92719165006	**HAM-AP1-FB-01**	SM 4500-S2D-2011	839901		
92719165007	**HAM-AP1-FD-01**	SM 4500-S2D-2011	839901		
92719165001	**HAM-PT-07**	EPA 300.0 Rev 2.1 1993	839522		
92719165002	**HAM-PT-08**	EPA 300.0 Rev 2.1 1993	839522		
92719165003	**HAM-PT-09**	EPA 300.0 Rev 2.1 1993	839522		

REPORT OF LABORATORY ANALYSIS

This report shall not be reproduced, except in full,
without the written consent of Pace Analytical Services, LLC.

Pace Analytical Services, LLC
9800 Kincey Ave. Suite 100
Huntersville, NC 28078
(704)875-9092

QUALITY CONTROL DATA CROSS REFERENCE TABLE

Project: Hammond AP-1
Pace Project No.: 92719165

Lab ID	Sample ID	QC Batch Method	QC Batch	Analytical Method	Analytical Batch
92719165004	**HAM-PT-10**	EPA 300.0 Rev 2.1 1993	839522		
92719165005	**HAM-AP1-EB-01**	EPA 300.0 Rev 2.1 1993	839522		
92719165006	**HAM-AP1-FB-01**	EPA 300.0 Rev 2.1 1993	839522		
92719165007	**HAM-AP1-FD-01**	EPA 300.0 Rev 2.1 1993	839522		

This report shall not be reproduced, except in full,
without the written consent of Pace Analytical Services, LLC.

Pace	DC#_Title: ENV-FRM-HUN1-0083 v03_Sample Condition Upon Receipt
	Effective Date: 12/01/2023

Laboratory receiving samples:
Asheville ☐ Eden ☐ Greenwood ☐ Huntersville ☐ Raleigh ☐ Mechanicsville ☐ Atlanta ☑ Kernersville ☐

Sample Condition Upon Receipt

Client Name: GA Power

Project #:

WO# : 92719165

92719165

Courier: ☐ Commercial ☐ Fed Ex ☐ UPS ☐ USPS ☐ Client ☐ Pace ☐ Other:____

Custody Seal Present? ☐ Yes ☑ No **Seals Intact?** ☐ Yes ☐ No ☐ N/A

Date/Initials Person Examining Contents: 3/14 27 CM

Packing Material: ☐ Bubble Wrap ☐ Bubble Bags ☑ None ☐ Other

Biological Tissue Frozen? ☐ Yes ☐ No ☑ N/A

Thermometer: ☑ IR Gun ID: 083 **Type of Ice:** ☑ Wet ☐ Blue ☐ None

Cooler Temp: 0.9 **Correction Factor:** Add/Subtract (°C) 0.0

Cooler Temp Corrected (°C): 0.9

Temp should be above freezing to 6°C
☐ Samples out of temp criteria. Samples on ice, cooling process has begun

USDA Regulated Soil (☐ N/A, water sample)
Did samples originate in a quarantine zone within the United States: CA, NY, or SC (check maps)? ☐ Yes ☐ No

Did samples originate from a foreign source (internationally, including Hawaii and Puerto Rico)? ☐ Yes ☐ No

				Comments/Discrepancy:
Chain of Custody Present?	☑ Yes	☐ No	☐ N/A	1.
Samples Arrived within Hold Time?	☑ Yes	☐ No	☐ N/A	2.
Short Hold Time Analysis (<72 hr.)?	☐ Yes	☑ No	☐ N/A	3.
Rush Turn Around Time Requested?	☐ Yes	☑ No	☐ N/A	4.
Sufficient Volume?	☑ Yes	☐ No	☐ N/A	5.
Correct Containers Used?	☑ Yes	☐ No	☐ N/A	6.
-Pace Containers Used?	☑ Yes	☐ No	☐ N/A	
Containers Intact?	☑ Yes	☐ No	☐ N/A	7.
Dissolved analysis: Samples Field Filtered?	☐ Yes	☐ No	☑ N/A	8.
Sample Labels Match COC?	☑ Yes	☐ No	☐ N/A	9.
-Includes Date/Time/ID/Analysis Matrix: W				
Headspace in VOA Vials (>5-6mm)?	☐ Yes	☐ No	☑ N/A	10.
Trip Blank Present?	☐ Yes	☐ No	☑ N/A	11.
Trip Blank Custody Seals Present?	☐ Yes	☐ No	☑ N/A	

COMMENTS/SAMPLE DISCREPANCY

Field Data Required? ☐ Yes ☐ No

Lot ID of split containers:

CLIENT NOTIFICATION/RESOLUTION

Person contacted: _____ Date/Time: _____

Project Manager SCURF Review: _____ **Date:** _____

Project Manager SRF Review: _____ **Date:** _____

Qualtrax ID: 69614

Pace	DC#_Title: ENV-FRM-HUN1-0083 v03_Sample Condition Upon Receipt
	Effective Date: 12/01/2023

WO#: 92719165

PM: BV Due Date: 03/29/24

CLIENT: 92- GP-HAM

*Check mark top half of box if pH and/or dechlorination is verified and within the acceptance range for preservation samples.

Exceptions: VOA, Coliform, TOC, Oil and Grease, DRO/8015 (water) DOC, LLHg

Project #

**Bottom half of box is to list number of bottles

***Check all unpreserved Nitrates for chlorine

Item#	BP4U-125 mL Plastic Unpreserved (N/A) (Cl-)	BP3U-250 mL Plastic Unpreserved (N/A)	BP2U-500 mL Plastic Unpreserved (N/A)	BP1U-1 liter Plastic Unpreserved (N/A)	BP4S-125 mL Plastic H2SO4 (pH < 2) (Cl-)	BP3N-250 mL plastic HNO3 (pH < 2)	BP4Z-125 mL Plastic ZN Acetate & NaOH (>9)	BP4B-125 mL Plastic NaOH (pH > 12) (Cl-)	WGFU-Wide-mouthed Glass jar Unpreserved	AG1U-1 liter Amber Unpreserved (N/A) (Cl-)	AG1H-1 liter Amber HCl (pH < 2)	AG3U-250 mL Amber Unpreserved (N/A) (Cl-)	AG1S-1 liter Amber H2SO4 (pH < 2)	AG3S-250 mL Amber H2SO4 (pH < 2)	DG94-40 mL Amber NH4Cl (N/A)(Cl-)	DG9H-40 mL VOA HCl (N/A)	VG9T-40 mL VOA Na2S2O3 (N/A)	VG9U-40 mL VOA Unpreserved (N/A)	DG9V-40 mL VOA H3PO4 (N/A)	KP7U-50 mL Plastic Unpreserved (N/A)	V/GK (3 vials per kit)-VPH/Gas kit (N/A)	SP5T-125 mL Sterile Plastic (N/A – lab)	SP2T-250 mL Sterile Plastic (N/A – lab)		BP3R-250 mL Plastic (NH2)2SO4 (9.3-9.7)	AG0U-100 mL Amber Unpreserved (N/A) (Cl-)	VSGU-20 mL Scintillation vials (N/A)	DG9U-40 mL Amber Unpreserved vials (N/A)
1		2	1			1	1																						
2		2	1			1	1																						
3		2	1			1	1																						
4		2	1			1	1																						
5		2	1			1	1																						
6		2	1			1	1																						
7		2	1			1	1																						
8																													
9																													
10																													
11																													
12																													

pH Adjustment Log for Preserved Samples

Sample ID	Type of Preservative	pH upon receipt	Date preservation adjusted	Time preservation adjusted	Amount of Preservative added	Lot #

Note: Whenever there is a discrepancy affecting North Carolina compliance samples, a copy of this form will be sent to the North Carolina DENR Certification Office (i.e. Out of hold, incorrect preservative, out of temp, incorrect containers.

Qualtrax ID: 69614

Pace Analytical
www.pacelabs.com

CHAIN-OF-CUSTODY / Analytical Request Document

The Chain-of-Custody is a LEGAL DOCUMENT. All relevant fields must be completed accurately.

Page: 1 of 1

Section A Required Client Information:		Section B Required Project Information:		Section C Invoice Information:	
Company:	GA Power	Report To:	SCS Contacts	Attention:	Southern Co.
Address:	Atlanta, GA	Copy To:	Geosyntec Contacts	Company Name:	
				Address:	
Email To:	SCS Contacts	Purchase Order No.:	GPC82474-0001	Pace Quote Reference:	
Phone:	Fax:	Project Name:	Hammond AP-1	Pace Project Manager:	Bonnie Vang
Requested Due Date/TAT:	10 day	Project Number:		Pace Profile #:	10839

REGULATORY AGENCY

☐ NPDES ☐ GROUND WATER ☐ DRINKING WATER
☐ UST ☐ RCRA ☑ OTHER CCR

Site Location STATE: GA

Section D Required Client Information

Valid Matrix Codes

MATRIX	CODE
DRINKING WATER	DW
WATER	WT
WASTE WATER	WW
PRODUCT	P
SOIL/SOLID	SL
OIL	OL
WIPE	WP
AIR	AR
OTHER	OT
TISSUE	TS

SAMPLE ID (A-Z, 0-9 / ,-) Sample IDs MUST BE UNIQUE

Requested Analysis Filtered (Y/N)

ITEM #	SAMPLE ID	MATRIX CODE (see valid codes to left)	SAMPLE TYPE (G=GRAB C=COMP)	COLLECTED COMPOSITE DATE	COLLECTED COMPOSITE TIME	COLLECTED COMPOSITE DATE	COLLECTED COMPOSITE TIME	SAMPLE TEMP AT COLLECTION	# OF CONTAINERS	Preservatives: Unpreserved	H_2SO_4	HNO_3	HCl	NaOH	$Na_2S_2O_3$	Methanol	Other	Analysis Test (Y/N)	Chloride, Fluoride, Sulfate (N)	Full App. III and IV metals (N)	Major Ions (Profile 10839-2) (N)	TDS (N)	Residual Chlorine (Y/N)	Pace Project No./ Lab I.D.
1	HAM-PT-07	WG	G	3/13/2024	1027			18	5	3		1					1		X	X	X	X	N	
2	HAM-PT-08	WG	G	3/13/2024	1240			19	5	3		1					1		X	X	X	X	N	
3	HAM-PT-09	WG	G	3/13/2024	1045			17	5	3		1					1		X	X	X	X	N	
4	HAM-PT-10	WG	G	3/13/2024	1218			19	5	3		1					1		X	X	X	X	N	
5	HAM-AP1-EB-01	WQ	G	3/13/2024	1332			18	5	3		1					1		X	X	X	X	N	
6	HAM-AP1-FB-01	WQ	G	3/13/2024	1317			18	5	3		1					1		X	X	X	X	N	
7	HAM-AP1-FD-01	WG	G	3/13/2024	0000			18	5	3		1					1		X	X	X	X	N	
8																								
9																								
10																								
11																								
12																								

ZW

ZW

ADDITIONAL COMMENTS	RELINQUISHED BY / AFFILIATION	DATE	TIME	ACCEPTED BY / AFFILIATION	DATE	TIME	SAMPLE CONDITIONS
Task Code: HAM-CCR-CA-20240313	Zain Webb/Geosyntec	3/14/24	1401	[signature]	3/14/22	1401	
	[signature]	3/14/24	1619	[signature]	3/14/24	1619	

SAMPLER NAME AND SIGNATURE

PRINT Name of SAMPLER: Zain Webb, Elizabeth Russell / Geosyntec Consultants, Inc.

SIGNATURE of SAMPLER: Zain Webb, [signature] DATE Signed (MM/DD/YY): 3/14/2024

Temp in °C | Received on Ice (Y/N) | Custody Sealed Cooler (Y/N) | Samples Intact (Y/N)

*Important Note: By signing this form you are accepting Pace's NET 30 day payment terms and agreeing to late charges of 1.5% per month for any invoices not paid within 30 days.

F-ALL-Q-020rev.07, 15-Feb-2007

FIELD SAMPLING REPORTS

Low-Flow Test Report:

Test Date / Time: 3/13/2024 9:44:50 AM
Project: Plant Hammond
Operator Name: Elisabeth Russell

Location Name: PT-07 **Well Diameter: 2 in** **Casing Type: PVC** **Screen Length: 10 ft** **Top of Screen: 37.75 ft** **Total Depth: 47.75 ft** **Initial Depth to Water: 23.25 ft**	**Pump Type: Bladder** **Tubing Type: Polyethylene** **Pump Intake From TOC: 42.75 ft** **Estimated Total Volume Pumped: 9.4 liter** **Flow Cell Volume: 90 ml** **Final Flow Rate: 200 ml/min** **Final Draw Down: 0.1 ft**	**Instrument Used: Aqua TROLL 400** **Serial Number: 843593**

Test Notes:
Five bottles: Appendix III and IV + Major Ions (No RADs)
Fe > 10.0 mg/L

Weather Conditions:
Sunny, 60 degrees F.

Low-Flow Readings:

Date Time	Elapsed Time	pH	Temperature	Specific Conductivity	RDO Concentration	Turbidity	ORP	Depth to Water	Flow
		+/- 0.1	+/- 0.5	+/- 5 %	+/- 0.2	+/- 5	+/- 10	+/- 0.3	
3/13/2024 9:44 AM	00:00	6.65 pH	18.12 °C	937.44 µS/cm	1.36 mg/L	0.00 NTU	-83.9 mV	23.35 ft	200.00 ml/min
3/13/2024 9:46 AM	01:39	6.68 pH	18.12 °C	1,191.4 µS/cm	1.30 mg/L	0.00 NTU	-85.1 mV	23.35 ft	200.00 ml/min
3/13/2024 9:51 AM	06:39	6.71 pH	18.26 °C	1,191.6 µS/cm	1.39 mg/L	0.27 NTU	-89.3 mV	23.35 ft	200.00 ml/min
3/13/2024 9:56 AM	11:39	6.74 pH	18.32 °C	1,173.2 µS/cm	1.39 mg/L	0.00 NTU	-86.7 mV	23.35 ft	200.00 ml/min
3/13/2024 10:01 AM	16:39	6.76 pH	18.41 °C	1,180.7 µS/cm	1.46 mg/L	0.00 NTU	-92.9 mV	23.35 ft	200.00 ml/min
3/13/2024 10:06 AM	21:39	6.78 pH	18.49 °C	989.92 µS/cm	1.29 mg/L	0.00 NTU	-91.5 mV	23.35 ft	200.00 ml/min
3/13/2024 10:07 AM	22:46	6.82 pH	18.43 °C	994.29 µS/cm	1.22 mg/L	0.00 NTU	-94.7 mV	23.35 ft	200.00 ml/min
3/13/2024 10:12 AM	27:46	6.80 pH	18.43 °C	1,192.4 µS/cm	1.07 mg/L	0.00 NTU	-94.6 mV	23.35 ft	200.00 ml/min
3/13/2024 10:17 AM	32:46	6.80 pH	18.43 °C	1,217.1 µS/cm	1.21 mg/L	0.00 NTU	-93.6 mV	23.35 ft	200.00 ml/min
3/13/2024 10:22 AM	37:46	6.82 pH	18.39 °C	1,182.1 µS/cm	1.12 mg/L	0.00 NTU	-97.3 mV	23.35 ft	200.00 ml/min

Samples

Sample ID:	Description:

HAM-PT-07	Grab.

Created using VuSitu from In-Situ, Inc.

Low-Flow Test Report:

Test Date / Time: 3/13/2024 11:41:57 AM
Project: Plant Hammond
Operator Name: Elisabeth Russell

Location Name: PT-08 **Well Diameter: 2 in** **Casing Type: PVC** **Screen Length: 10 ft** **Top of Screen: 31.93 ft** **Total Depth: 41.93 ft** **Initial Depth to Water: 28.05 ft**	**Pump Type: Bladder** **Tubing Type: Polyethylene** **Pump Intake From TOC: 36.93 ft** **Estimated Total Volume Pumped: 14.5 liter** **Flow Cell Volume: 90 ml** **Final Flow Rate: 250 ml/min** **Final Draw Down: 0.06 ft**	**Instrument Used: Aqua TROLL 400** **Serial Number: 843593**

Test Notes:
Five bottles: Appendix III and IV + Major Ions (No RADs)
Fe > 10.0 mg/L

Weather Conditions:
Sunny, 60 degrees F.

Low-Flow Readings:

Date Time	Elapsed Time	pH	Temperature	Specific Conductivity	RDO Concentration	Turbidity	ORP	Depth to Water	Flow
		+/- 0.1	+/- 0.5	+/- 5 %	+/- 0.2	+/- 5	+/- 10	+/- 0.3	
3/13/2024 11:41 AM	00:00	6.22 pH	19.50 °C	515.75 µS/cm	1.23 mg/L	7.66 NTU	37.9 mV	28.05 ft	250.00 ml/min
3/13/2024 11:46 AM	05:00	6.22 pH	19.24 °C	214.64 µS/cm	1.11 mg/L	5.71 NTU	32.8 mV	28.07 ft	250.00 ml/min
3/13/2024 11:51 AM	10:00	6.25 pH	19.26 °C	459.36 µS/cm	1.10 mg/L	4.14 NTU	27.0 mV	28.09 ft	250.00 ml/min
3/13/2024 11:56 AM	15:00	6.29 pH	19.16 °C	571.44 µS/cm	0.99 mg/L	3.14 NTU	24.5 mV	28.09 ft	250.00 ml/min
3/13/2024 12:01 PM	20:00	6.29 pH	19.15 °C	620.65 µS/cm	1.13 mg/L	2.23 NTU	17.4 mV	28.10 ft	250.00 ml/min
3/13/2024 12:06 PM	24:26	6.29 pH	19.18 °C	570.25 µS/cm	0.93 mg/L	1.60 NTU	20.9 mV	28.10 ft	250.00 ml/min
3/13/2024 12:11 PM	29:26	6.30 pH	19.22 °C	577.55 µS/cm	1.01 mg/L	1.50 NTU	19.7 mV	28.10 ft	250.00 ml/min
3/13/2024 12:16 PM	34:26	6.30 pH	19.06 °C	575.95 µS/cm	0.94 mg/L	0.88 NTU	17.7 mV	28.11 ft	250.00 ml/min
3/13/2024 12:20 PM	38:08	6.31 pH	19.15 °C	533.78 µS/cm	1.13 mg/L	0.48 NTU	17.1 mV	28.11 ft	250.00 ml/min
3/13/2024 12:22 PM	40:05	6.31 pH	19.13 °C	577.39 µS/cm	0.98 mg/L	0.44 NTU	17.4 mV	28.11 ft	250.00 ml/min
3/13/2024 12:27 PM	45:05	6.30 pH	18.96 °C	557.67 µS/cm	0.90 mg/L	0.03 NTU	18.5 mV	28.11 ft	250.00 ml/min
3/13/2024 12:32 PM	50:05	6.31 pH	18.96 °C	581.66 µS/cm	0.95 mg/L	0.04 NTU	17.6 mV	28.11 ft	250.00 ml/min

Samples

Sample ID:	Description:
HAM-PT-08	Grab.

Low-Flow Test Report:

Test Date / Time: 3/13/2024 9:15:30 AM
Project: Plant Hammond
Operator Name: Zain Webb

Location Name: PT-09 **Well Diameter: 2 in** **Casing Type: PVC** **Screen Length: 10 ft** **Top of Screen: 20.47 ft** **Total Depth: 30.47 ft** **Initial Depth to Water: 13.07 ft**	**Pump Type: Peristaltic** **Tubing Type: Polyethylene** **Pump Intake From TOC: 25.47 ft** **Estimated Total Volume Pumped: 18 liter** **Flow Cell Volume: 90 ml** **Final Flow Rate: 200 ml/min** **Final Draw Down: -0.04 ft**	**Instrument Used: Aqua TROLL 400** **Serial Number: 883553**

Test Notes:
Five bottles: Appendix III and IV + Major Ions (No RADs)
Fe = 0.0 mg/L

Weather Conditions:
Clear, 40 degrees F.

Low-Flow Readings:

Date Time	Elapsed Time	pH	Temperature	Specific Conductivity	RDO Concentration	Turbidity	ORP	Depth to Water	Flow
		+/- 0.1	+/- 0.5	+/- 5 %	+/- 0.2	+/- 5	+/- 10	+/- 0.3	
3/13/2024 9:15 AM	00:00	7.20 pH	16.20 °C	732.29 µS/cm	0.34 mg/L	53.70 NTU	52.9 mV	13.03 ft	200.00 ml/min
3/13/2024 9:20 AM	05:00	7.20 pH	16.34 °C	728.39 µS/cm	0.87 mg/L	49.20 NTU	35.3 mV	13.03 ft	200.00 ml/min
3/13/2024 9:25 AM	10:00	7.23 pH	16.39 °C	732.57 µS/cm	0.35 mg/L	42.30 NTU	29.2 mV	13.03 ft	200.00 ml/min
3/13/2024 9:30 AM	15:00	7.30 pH	16.60 °C	732.83 µS/cm	0.62 mg/L	34.60 NTU	22.5 mV	13.03 ft	200.00 ml/min
3/13/2024 9:35 AM	20:00	7.30 pH	16.67 °C	732.29 µS/cm	0.35 mg/L	25.50 NTU	20.6 mV	13.03 ft	200.00 ml/min
3/13/2024 9:40 AM	25:00	7.24 pH	16.66 °C	742.68 µS/cm	0.54 mg/L	22.30 NTU	27.8 mV	13.03 ft	200.00 ml/min
3/13/2024 9:45 AM	30:00	5.35 pH	16.74 °C	1.08 µS/cm	9.52 mg/L	21.00 NTU	90.2 mV	13.03 ft	200.00 ml/min
3/13/2024 9:50 AM	35:00	7.23 pH	16.89 °C	735.55 µS/cm	0.36 mg/L	18.90 NTU	27.7 mV	13.03 ft	200.00 ml/min
3/13/2024 9:55 AM	40:00	7.26 pH	16.98 °C	731.33 µS/cm	0.15 mg/L	15.41 NTU	21.3 mV	13.03 ft	200.00 ml/min
3/13/2024 10:00 AM	45:00	7.25 pH	17.05 °C	728.81 µS/cm	0.12 mg/L	12.80 NTU	12.9 mV	13.03 ft	200.00 ml/min
3/13/2024 10:05 AM	50:00	7.26 pH	17.09 °C	728.89 µS/cm	0.10 mg/L	11.83 NTU	14.3 mV	13.03 ft	200.00 ml/min
3/13/2024 10:10 AM	55:00	7.22 pH	17.18 °C	720.76 µS/cm	0.14 mg/L	10.77 NTU	10.6 mV	13.03 ft	200.00 ml/min
3/13/2024 10:15 AM	01:00:00	7.21 pH	17.20 °C	717.94 µS/cm	0.75 mg/L	8.39 NTU	4.9 mV	13.03 ft	200.00 ml/min

3/13/2024 10:20 AM	01:05:00	7.24 pH	17.14 °C	724.95 µS/cm	0.62 mg/L	7.52 NTU	9.8 mV	13.03 ft	200.00 ml/min
3/13/2024 10:25 AM	01:10:00	7.22 pH	17.19 °C	730.73 µS/cm	0.49 mg/L	7.01 NTU	9.1 mV	13.03 ft	200.00 ml/min
3/13/2024 10:30 AM	01:15:00	7.21 pH	17.31 °C	724.81 µS/cm	0.35 mg/L	6.15 NTU	7.5 mV	13.03 ft	200.00 ml/min
3/13/2024 10:35 AM	01:20:00	7.20 pH	17.36 °C	721.40 µS/cm	0.42 mg/L	5.33 NTU	9.4 mV	13.03 ft	200.00 ml/min
3/13/2024 10:40 AM	01:25:00	7.19 pH	17.39 °C	731.33 µS/cm	0.25 mg/L	4.43 NTU	10.6 mV	13.03 ft	200.00 ml/min

Samples

Sample ID:	Description:
HAM-PT-09	Grab.
HAM-AP1-FD-01	Grab.

Created using VuSitu from In-Situ, Inc.

Low-Flow Test Report:

Test Date / Time: 3/13/2024 11:33:06 AM
Project: Plant Hammond
Operator Name: Zain Webb

Location Name: PT-10 **Well Diameter: 2 in** **Casing Type: PVC** **Screen Length: 10 ft** **Top of Screen: 20.45 ft** **Total Depth: 30.45 ft** **Initial Depth to Water: 13.02 ft**	**Pump Type: Peristaltic** **Tubing Type: Polyethylene** **Pump Intake From TOC: 25.45 ft** **Estimated Total Volume Pumped: 9 liter** **Flow Cell Volume: 90 ml** **Final Flow Rate: 200 ml/min** **Final Draw Down: 0.14 ft**	**Instrument Used: Aqua TROLL 400** **Serial Number: 883553**

Test Notes:
Five bottles: Appendix III and IV + Major Ions (No RADs)
Fe = 0.75 mg/L

Weather Conditions:
Clear, 60 degrees F.

Low-Flow Readings:

Date Time	Elapsed Time	pH	Temperature	Specific Conductivity	RDO Concentration	Turbidity	ORP	Depth to Water	Flow
		+/- 0.1	+/- 0.5	+/- 5 %	+/- 0.2	+/- 5	+/- 10	+/- 0.3	
3/13/2024 11:33 AM	00:00	6.77 pH	17.96 °C	707.95 µS/cm	0.64 mg/L	49.00 NTU	-8.8 mV	13.13 ft	200.00 ml/min
3/13/2024 11:38 AM	05:00	6.78 pH	17.85 °C	719.66 µS/cm	0.64 mg/L	43.60 NTU	-29.6 mV	13.13 ft	200.00 ml/min
3/13/2024 11:43 AM	10:00	6.79 pH	17.90 °C	731.11 µS/cm	0.53 mg/L	34.10 NTU	-34.2 mV	13.15 ft	200.00 ml/min
3/13/2024 11:48 AM	15:00	6.80 pH	18.03 °C	735.81 µS/cm	0.36 mg/L	18.60 NTU	-37.5 mV	13.15 ft	200.00 ml/min
3/13/2024 11:53 AM	20:00	6.80 pH	18.18 °C	735.57 µS/cm	0.10 mg/L	11.12 NTU	-15.8 mV	13.16 ft	200.00 ml/min
3/13/2024 11:58 AM	25:00	6.80 pH	18.18 °C	709.80 µS/cm	0.37 mg/L	8.26 NTU	-33.5 mV	13.16 ft	200.00 ml/min
3/13/2024 12:03 PM	30:00	6.79 pH	18.24 °C	727.73 µS/cm	0.14 mg/L	7.51 NTU	-37.5 mV	13.16 ft	200.00 ml/min
3/13/2024 12:08 PM	35:00	6.82 pH	18.48 °C	732.78 µS/cm	0.09 mg/L	5.53 NTU	-21.0 mV	13.16 ft	200.00 ml/min
3/13/2024 12:13 PM	40:00	6.84 pH	18.52 °C	739.98 µS/cm	0.07 mg/L	4.39 NTU	-22.6 mV	13.16 ft	200.00 ml/min

Samples

Sample ID:	Description:

HAM-PT-10	Grab.

CALIBRATION REPORTS

Site Name: Plant Hammond

Field Instrumentation Calibration Form

Date: 3-13-24

Calibrated By: Zain Weff

Field Conditions: Clear, 40°F

Instrument	Manufactuer/ Model	Serial Number
Water Quality Meter	YSI ProDSS	23B553
Turbidity Meter	LaMotte 2020we	1511-4111

Calibration Standard Information				
Parameter	**Standard**	**Lot #**	**Date of Expiration**	**Brand**
Specific Conductance (µS/cm)	4,490	24005593	12/2024	AIR
pH (SU)	4.00	24005593	12/2024	AIR
pH (SU)	7.00	24004517	12/2024	AIR
pH (SU)	10.00	24000085	12/2024	AIR
D.O. (%)	N/A			
ORP (mV)	228.0	24006903	12/2024	AIR

Calibration					
Time Start 0719		**Time Finish** 0758			
Parameter	**Standard**	**Calibration Value**	**Calibration Solution Temperature (°C)**	**Acceptance Criteria**	**Reference**
Specific Conductance (µS/cm)	4,490	4490	18.01	± 10% of standard	EPA 2023
pH (SU)	4.00	4.00	18.08	± 0.1	GWMP
pH (SU)	7.00	7.00	18.52	± 0.1	GWMP
pH (SU)	10.00	10.00	18.88	± 0.1	GWMP
D.O. (%)	N/A	100%	18.45	± 10%	NA
ORP (mV)	228.0	228.0	19.12	± 10	EPA 2023

	Standard	**Calibration Value**	**Acceptance Criteria**	**Reference**
Turbidity (NTU)	0	0	± 10% of standard	EPA 2023
	1	1		
	10	10		
	—	—		

Calibration Check					
Time Start —		**Time Finish** —			
Parameter	**Standard**	**Calibration Value**	**Calibration Solution Temperature (°C)**	**Acceptance Criteria**	**Reference**
Specific Conductance (µS/cm)	4,490	—	—	± 10% of standard	EPA 2023
pH (SU)	4.00	—	—	± 0.1	GWMP
pH (SU)	7.00	—	—	± 0.1	GWMP
pH (SU)	10.00	—	—	± 0.1	GWMP

	Standard	**Calibration Value**	**Acceptance Criteria**	**Reference**
Turbidity (NTU)	—	—	± 10% of standard	EPA 2023
	—	—		
	—	—		
	—	—		

Notes:

Site Name: Plant Hammond

Field Instrumentation Calibration Form

Date: 3/13/24

Calibrated By: Elisabeta Fussell

Field Conditions: ~~[illegible]~~ 60, clear

Instrument	Manufactuer/ Model	Serial Number
Water Quality Meter	In-Situ AquaTROLL 400	843593
Turbidity Meter	LaMotte 2020e	4139-2623

Calibration Standard Information				
Parameter	**Standard**	**Lot #**	**Date of Expiration**	**Brand**
Specific Conductance (µS/cm)	4,490	24005593	11/24	AIR
pH (SU)	4.00	24005593	11/24	AIR
pH (SU)	7.00	24005517	11/24	AIR
pH (SU)	10.00	24005185	11/24	AIR
D.O. (%)	N/A	—	—	—
ORP (mV)	228.0	24006903	12/24	AIR

Calibration					
Time Start 840		**Time Finish** 910			
Parameter	**Standard**	**Calibration Value**	**Calibration Solution Temperature (°C)**	**Acceptance Criteria**	**Reference**
Specific Conductance (µS/cm)	4,490	4490	16.8	± 10% of standard	EPA 2023
pH (SU)	4.00	4.0	16.25	± 0.1	GWMP
pH (SU)	7.00	7.0	17.00	± 0.1	GWMP
pH (SU)	10.00	10.0	17.32	± 0.1	GWMP
D.O. (%)	N/A	N/A	~~17.36~~ 17.18	± 10%	NA
ORP (mV)	228.0	228.0	17.36	± 10	EPA 2023

	Standard	**Calibration Value**	**Acceptance Criteria**	**Reference**
Turbidity (NTU)	0	0	± 10% of standard	EPA 2023
	1	1.0		
	10	10.1		
	—	—		

Calibration Check					
Time Start		**Time Finish**			
Parameter	**Standard**	**Calibration Value**	**Calibration Solution Temperature (°C)**	**Acceptance Criteria**	**Reference**
Specific Conductance (µS/cm)	4,490			± 10% of standard	EPA 2023
pH (SU)	4.00			± 0.1	GWMP
pH (SU)	7.00			± 0.1	GWMP
pH (SU)	10.00			± 0.1	GWMP

	Standard	**Calibration Value**	**Acceptance Criteria**	**Reference**
Turbidity (NTU)			± 10% of standard	EPA 2023

N/A

Notes:

May 2024

LABORATORY ANALYTICAL RESULTS

Pace Analytical Services, LLC
9800 Kincey Ave. Suite 100
Huntersville, NC 28078
(704)875-9092

May 10, 2024

Kristen Jurinko
Southern Company
241 Ralph McGill Blvd NE
Bin 10160
Atlanta, GA 30308

RE: Project: Hammond AP-1
Pace Project No.: 92728841

Dear Kristen Jurinko:

Enclosed are the analytical results for sample(s) received by the laboratory on May 03, 2024. The results relate only to the samples included in this report. Results reported herein conform to the applicable TNI/NELAC Standards and the laboratory's Quality Manual, where applicable, unless otherwise noted in the body of the report.

The test results provided in this final report were generated by each of the following laboratories within the Pace Network:

- Pace Analytical Services - Asheville
- Pace Analytical Services - Peachtree Corners, GA

If you have any questions concerning this report, please feel free to contact me.

Sincerely,

Tyriek Hooks for
Bonnie Vang
bonnie.vang@pacelabs.com
704-977-0968
Project Manager

Enclosures

cc: Kip Gray, Geosyntec
Christine Hug, Geosyntec Consultants, Inc.
Thomas Kessler, Geosyntec Consultants
Whitney Law, Geosyntec Consultants
Laura Midkiff, Southern Company
Caroline Nelson, Geosyntec Consultants, Inc
Anthony Szwast, Geosyntec Consultants

This report shall not be reproduced, except in full,
without the written consent of Pace Analytical Services, LLC.

Pace Analytical Services, LLC
9800 Kincey Ave. Suite 100
Huntersville, NC 28078
(704)875-9092

CERTIFICATIONS

Project: Hammond AP-1
Pace Project No.: 92728841

Pace Analytical Services Asheville
2225 Riverside Drive, Asheville, NC 28804
Florida/NELAP Certification #: E87648
North Carolina Drinking Water Certification #: 37712
North Carolina Wastewater Certification #: 40
South Carolina Laboratory ID: 99030
South Carolina Certification #: 99030001
Virginia/VELAP Certification #: 460222

Pace Analytical Services Peachtree Corners
110 Technology Pkwy, Peachtree Corners, GA 30092
Florida DOH Certification #: E87315
Georgia DW Inorganics Certification #: 812
North Carolina Certification #: 381
South Carolina Certification #: 98011001
Virginia Certification #: 460204

REPORT OF LABORATORY ANALYSIS

This report shall not be reproduced, except in full,
without the written consent of Pace Analytical Services, LLC.

Pace Analytical Services, LLC
9800 Kincey Ave. Suite 100
Huntersville, NC 28078
(704)875-9092

SAMPLE SUMMARY

Project: Hammond AP-1
Pace Project No.: 92728841

Lab ID	Sample ID	Matrix	Date Collected	Date Received
92728841001	**HAM-INW-04**	Water	05/02/24 14:18	05/03/24 13:20
92728841002	**HAM-INW-05**	Water	05/02/24 09:55	05/03/24 13:20
92728841003	**HAM-PT-08**	Water	05/02/24 12:35	05/03/24 13:20
92728841004	**HAM-PT-14**	Water	05/02/24 12:06	05/03/24 13:20
92728841005	**HAM-PT-15**	Water	05/02/24 15:40	05/03/24 13:20
92728841006	**HAM-AP1-EB-01**	Water	05/02/24 15:20	05/03/24 13:20
92728841007	**HAM-AP1-FB-01**	Water	05/02/24 15:15	05/03/24 13:20
92728841008	**HAM-AP1-FD-01**	Water	05/02/24 00:00	05/03/24 13:20

This report shall not be reproduced, except in full,
without the written consent of Pace Analytical Services, LLC.

Pace Analytical Services, LLC
9800 Kincey Ave. Suite 100
Huntersville, NC 28078
(704)875-9092

SAMPLE ANALYTE COUNT

Project: Hammond AP-1
Pace Project No.: 92728841

Lab ID	Sample ID	Method	Analysts	Analytes Reported
92728841001	**HAM-INW-04**	EPA 6010D	AJM	6
		EPA 6020B	CW1	13
		EPA 7470A	VB	1
		SM 2320B-2011	YEG	3
		SM 2540C-2015	CMW1	1
		SM 4500-S2D-2011	JP1	1
		EPA 300.0 Rev 2.1 1993	CDC	3
92728841002	**HAM-INW-05**	EPA 6010D	AJM	6
		EPA 6020B	CW1	13
		EPA 7470A	VB	1
		SM 2320B-2011	YEG	3
		SM 2540C-2015	CMW1	1
		SM 4500-S2D-2011	JP1	1
		EPA 300.0 Rev 2.1 1993	CDC	3
92728841003	**HAM-PT-08**	EPA 6010D	AJM	6
		EPA 6020B	CW1	13
		EPA 7470A	VB	1
		SM 2320B-2011	YEG	3
		SM 2540C-2015	CMW1	1
		SM 4500-S2D-2011	JP1	1
		EPA 300.0 Rev 2.1 1993	CDC	3
92728841004	**HAM-PT-14**	EPA 6010D	AJM	6
		EPA 6020B	CW1	13
		EPA 7470A	VB	1
		SM 2320B-2011	YEG	3
		SM 2540C-2015	CMW1	1
		SM 4500-S2D-2011	JP1	1
		EPA 300.0 Rev 2.1 1993	CDC	3
92728841005	**HAM-PT-15**	EPA 6010D	AJM, DRB	6
		EPA 6020B	CW1	13
		EPA 7470A	VB	1
		SM 2320B-2011	YEG	3
		SM 2540C-2015	CMW1	1
		SM 4500-S2D-2011	JP1	1
		EPA 300.0 Rev 2.1 1993	CDC	3
92728841006	**HAM-AP1-EB-01**	EPA 6010D	AJM	6
		EPA 6020B	CW1	13

REPORT OF LABORATORY ANALYSIS

This report shall not be reproduced, except in full,
without the written consent of Pace Analytical Services, LLC.

Pace Analytical Services, LLC
9800 Kincey Ave. Suite 100
Huntersville, NC 28078
(704)875-9092

SAMPLE ANALYTE COUNT

Project: Hammond AP-1
Pace Project No.: 92728841

Lab ID	Sample ID	Method	Analysts	Analytes Reported
		EPA 7470A	VB	1
		SM 2320B-2011	YEG	3
		SM 2540C-2015	CMW1	1
		SM 4500-S2D-2011	JP1	1
		EPA 300.0 Rev 2.1 1993	CDC	3
92728841007	**HAM-AP1-FB-01**	EPA 6010D	AJM	6
		EPA 6020B	CW1	13
		EPA 7470A	VB	1
		SM 2320B-2011	YEG	3
		SM 2540C-2015	CMW1	1
		SM 4500-S2D-2011	JP1	1
		EPA 300.0 Rev 2.1 1993	CDC	3
92728841008	**HAM-AP1-FD-01**	EPA 6010D	AJM	6
		EPA 6020B	CW1	13
		EPA 7470A	VB	1
		SM 2320B-2011	YEG	3
		SM 2540C-2015	CMW1	1
		SM 4500-S2D-2011	JP1	1
		EPA 300.0 Rev 2.1 1993	CDC	3

PASI-A = Pace Analytical Services - Asheville
PASI-GA = Pace Analytical Services - Peachtree Corners, GA

This report shall not be reproduced, except in full,
without the written consent of Pace Analytical Services, LLC.

Pace Analytical Services, LLC
9800 Kincey Ave. Suite 100
Huntersville, NC 28078
(704)875-9092

SUMMARY OF DETECTION

Project: Hammond AP-1
Pace Project No.: 92728841

Lab Sample ID / Method	Client Sample ID / Parameters	Result	Units	Report Limit	Analyzed	Qualifiers
92728841001	**HAM-INW-04**					
EPA 6010D	Iron	10.3	mg/L	0.040	05/06/24 22:08	
EPA 6010D	Manganese	4.2	mg/L	0.040	05/06/24 22:08	
EPA 6010D	Potassium	5.4	mg/L	0.50	05/06/24 22:08	
EPA 6010D	Sodium	6.9	mg/L	1.0	05/06/24 22:08	
EPA 6010D	Calcium	110	mg/L	1.0	05/06/24 22:08	
EPA 6010D	Magnesium	13.5	mg/L	0.050	05/06/24 22:08	
EPA 6020B	Arsenic	0.21	mg/L	0.0050	05/06/24 14:29	
EPA 6020B	Barium	0.042	mg/L	0.0050	05/06/24 14:29	
EPA 6020B	Boron	0.61	mg/L	0.040	05/06/24 14:29	
EPA 6020B	Cobalt	0.029	mg/L	0.0050	05/06/24 14:29	
EPA 6020B	Lithium	0.048	mg/L	0.030	05/06/24 14:29	
EPA 6020B	Molybdenum	0.016	mg/L	0.010	05/06/24 14:29	
EPA 6020B	Selenium	0.0016J	mg/L	0.0050	05/06/24 14:29	B
EPA 6020B	Thallium	0.00048J	mg/L	0.0010	05/06/24 14:29	
SM 2320B-2011	Alkalinity,Bicarbonate (CaCO3)	128	mg/L	5.0	05/07/24 16:02	
SM 2320B-2011	Alkalinity, Total as CaCO3	128	mg/L	5.0	05/07/24 16:02	
SM 2540C-2015	Total Dissolved Solids	482	mg/L	25.0	05/07/24 15:51	
EPA 300.0 Rev 2.1 1993	Chloride	8.0	mg/L	1.0	05/07/24 13:54	
EPA 300.0 Rev 2.1 1993	Fluoride	0.47	mg/L	0.10	05/07/24 13:54	M1
EPA 300.0 Rev 2.1 1993	Sulfate	180	mg/L	4.0	05/08/24 00:06	M1
92728841002	**HAM-INW-05**					
EPA 6010D	Iron	17.3	mg/L	0.040	05/06/24 22:13	M1
EPA 6010D	Manganese	3.6	mg/L	0.040	05/06/24 22:13	
EPA 6010D	Potassium	5.2	mg/L	0.50	05/06/24 22:13	M1
EPA 6010D	Sodium	6.5	mg/L	1.0	05/06/24 22:13	M1
EPA 6010D	Calcium	108	mg/L	1.0	05/06/24 22:13	M1
EPA 6010D	Magnesium	12.6	mg/L	0.050	05/06/24 22:13	M1
EPA 6020B	Antimony	0.00098J	mg/L	0.0030	05/06/24 14:44	
EPA 6020B	Arsenic	0.24	mg/L	0.0050	05/06/24 14:44	
EPA 6020B	Barium	0.032	mg/L	0.0050	05/06/24 14:44	
EPA 6020B	Beryllium	0.000099J	mg/L	0.00050	05/06/24 14:44	
EPA 6020B	Boron	0.54	mg/L	0.040	05/06/24 14:44	
EPA 6020B	Cobalt	0.028	mg/L	0.0050	05/06/24 14:44	
EPA 6020B	Lithium	0.060	mg/L	0.030	05/06/24 14:44	
EPA 6020B	Molybdenum	0.0094J	mg/L	0.010	05/06/24 14:44	
EPA 6020B	Selenium	0.0015J	mg/L	0.0050	05/06/24 14:44	B
SM 2320B-2011	Alkalinity,Bicarbonate (CaCO3)	109	mg/L	5.0	05/07/24 16:12	
SM 2320B-2011	Alkalinity, Total as CaCO3	109	mg/L	5.0	05/07/24 16:12	
SM 2540C-2015	Total Dissolved Solids	526	mg/L	25.0	05/07/24 15:51	
EPA 300.0 Rev 2.1 1993	Chloride	6.0	mg/L	1.0	05/07/24 14:38	
EPA 300.0 Rev 2.1 1993	Fluoride	0.59	mg/L	0.10	05/07/24 14:38	
EPA 300.0 Rev 2.1 1993	Sulfate	206	mg/L	5.0	05/08/24 01:37	
92728841003	**HAM-PT-08**					
EPA 6010D	Iron	8.5	mg/L	0.040	05/06/24 22:32	
EPA 6010D	Manganese	3.9	mg/L	0.040	05/06/24 22:32	
EPA 6010D	Potassium	5.3	mg/L	0.50	05/06/24 22:32	

REPORT OF LABORATORY ANALYSIS

This report shall not be reproduced, except in full,
without the written consent of Pace Analytical Services, LLC.

Pace Analytical Services, LLC
9800 Kincey Ave. Suite 100
Huntersville, NC 28078
(704)875-9092

SUMMARY OF DETECTION

Project: Hammond AP-1
Pace Project No.: 92728841

Lab Sample ID / Method	Client Sample ID / Parameters	Result	Units	Report Limit	Analyzed	Qualifiers
92728841003	**HAM-PT-08**					
EPA 6010D	Sodium	7.2	mg/L	1.0	05/06/24 22:32	
EPA 6010D	Calcium	98.2	mg/L	1.0	05/06/24 22:32	
EPA 6010D	Magnesium	12.0	mg/L	0.050	05/06/24 22:32	
EPA 6020B	Arsenic	0.26	mg/L	0.0050	05/06/24 14:48	
EPA 6020B	Barium	0.045	mg/L	0.0050	05/06/24 14:48	
EPA 6020B	Boron	0.83	mg/L	0.040	05/06/24 14:48	
EPA 6020B	Cobalt	0.054	mg/L	0.0050	05/06/24 14:48	
EPA 6020B	Lithium	0.016J	mg/L	0.030	05/06/24 14:48	
EPA 6020B	Molybdenum	0.017	mg/L	0.010	05/06/24 14:48	
EPA 6020B	Selenium	0.0012J	mg/L	0.0050	05/06/24 14:48	B
SM 2320B-2011	Alkalinity,Bicarbonate (CaCO3)	108	mg/L	5.0	05/07/24 16:29	
SM 2320B-2011	Alkalinity, Total as CaCO3	108	mg/L	5.0	05/07/24 16:29	
SM 2540C-2015	Total Dissolved Solids	477	mg/L	25.0	05/07/24 15:58	
EPA 300.0 Rev 2.1 1993	Chloride	15.4	mg/L	1.0	05/07/24 14:53	
EPA 300.0 Rev 2.1 1993	Fluoride	0.36	mg/L	0.10	05/07/24 14:53	
EPA 300.0 Rev 2.1 1993	Sulfate	176	mg/L	4.0	05/08/24 01:51	
92728841004	**HAM-PT-14**					
EPA 6010D	Iron	13.7	mg/L	0.040	05/06/24 22:37	
EPA 6010D	Manganese	3.1	mg/L	0.040	05/06/24 22:37	
EPA 6010D	Potassium	5.4	mg/L	0.50	05/06/24 22:37	
EPA 6010D	Sodium	6.7	mg/L	1.0	05/06/24 22:37	
EPA 6010D	Calcium	101	mg/L	1.0	05/06/24 22:37	
EPA 6010D	Magnesium	12.7	mg/L	0.050	05/06/24 22:37	
EPA 6020B	Arsenic	0.22	mg/L	0.0050	05/06/24 14:51	
EPA 6020B	Barium	0.037	mg/L	0.0050	05/06/24 14:51	
EPA 6020B	Boron	0.51	mg/L	0.040	05/06/24 14:51	
EPA 6020B	Cobalt	0.021	mg/L	0.0050	05/06/24 14:51	
EPA 6020B	Lithium	0.055	mg/L	0.030	05/06/24 14:51	
EPA 6020B	Molybdenum	0.011	mg/L	0.010	05/06/24 14:51	
EPA 6020B	Selenium	0.0014J	mg/L	0.0050	05/06/24 14:51	B
SM 2320B-2011	Alkalinity,Bicarbonate (CaCO3)	121	mg/L	5.0	05/07/24 16:38	
SM 2320B-2011	Alkalinity, Total as CaCO3	121	mg/L	5.0	05/07/24 16:38	
SM 2540C-2015	Total Dissolved Solids	462	mg/L	25.0	05/07/24 15:58	
EPA 300.0 Rev 2.1 1993	Chloride	7.9	mg/L	1.0	05/07/24 15:08	
EPA 300.0 Rev 2.1 1993	Fluoride	0.43	mg/L	0.10	05/07/24 15:08	
EPA 300.0 Rev 2.1 1993	Sulfate	169	mg/L	4.0	05/08/24 02:06	
92728841005	**HAM-PT-15**					
EPA 6010D	Manganese	5.6	mg/L	0.040	05/07/24 15:31	
EPA 6010D	Iron	9.7	mg/L	0.040	05/06/24 22:41	
EPA 6010D	Potassium	5.2	mg/L	0.50	05/06/24 22:41	
EPA 6010D	Sodium	6.8	mg/L	1.0	05/06/24 22:41	
EPA 6010D	Calcium	141	mg/L	1.0	05/06/24 22:41	
EPA 6010D	Magnesium	15.6	mg/L	0.050	05/06/24 22:41	
EPA 6020B	Arsenic	0.41	mg/L	0.0050	05/06/24 14:55	
EPA 6020B	Barium	0.044	mg/L	0.0050	05/06/24 14:55	
EPA 6020B	Boron	0.75	mg/L	0.040	05/06/24 14:55	

REPORT OF LABORATORY ANALYSIS

This report shall not be reproduced, except in full,
without the written consent of Pace Analytical Services, LLC.

Pace Analytical Services, LLC
9800 Kincey Ave. Suite 100
Huntersville, NC 28078
(704)875-9092

SUMMARY OF DETECTION

Project: Hammond AP-1
Pace Project No.: 92728841

Lab Sample ID / Method	Client Sample ID / Parameters	Result	Units	Report Limit	Analyzed	Qualifiers
92728841005	**HAM-PT-15**					
EPA 6020B	Cobalt	0.052	mg/L	0.0050	05/06/24 14:55	
EPA 6020B	Lithium	0.051	mg/L	0.030	05/06/24 14:55	
EPA 6020B	Molybdenum	0.017	mg/L	0.010	05/06/24 14:55	
SM 2320B-2011	Alkalinity,Bicarbonate (CaCO3)	124	mg/L	5.0	05/07/24 16:47	
SM 2320B-2011	Alkalinity, Total as CaCO3	124	mg/L	5.0	05/07/24 16:47	
SM 2540C-2015	Total Dissolved Solids	638	mg/L	25.0	05/07/24 15:58	
EPA 300.0 Rev 2.1 1993	Chloride	11.8	mg/L	1.0	05/07/24 15:53	
EPA 300.0 Rev 2.1 1993	Fluoride	0.55	mg/L	0.10	05/07/24 15:53	
EPA 300.0 Rev 2.1 1993	Sulfate	278	mg/L	7.0	05/08/24 02:21	
92728841008	**HAM-AP1-FD-01**					
EPA 6010D	Iron	13.6	mg/L	0.040	05/06/24 23:05	
EPA 6010D	Manganese	3.1	mg/L	0.040	05/06/24 23:05	
EPA 6010D	Potassium	5.4	mg/L	0.50	05/06/24 23:05	
EPA 6010D	Sodium	6.7	mg/L	1.0	05/06/24 23:05	
EPA 6010D	Calcium	99.4	mg/L	1.0	05/06/24 23:05	
EPA 6010D	Magnesium	12.6	mg/L	0.050	05/06/24 23:05	
EPA 6020B	Arsenic	0.20	mg/L	0.0050	05/06/24 15:15	
EPA 6020B	Barium	0.036	mg/L	0.0050	05/06/24 15:15	
EPA 6020B	Boron	0.47	mg/L	0.040	05/06/24 15:15	
EPA 6020B	Cobalt	0.020	mg/L	0.0050	05/06/24 15:15	
EPA 6020B	Lithium	0.052	mg/L	0.030	05/06/24 15:15	
EPA 6020B	Molybdenum	0.010	mg/L	0.010	05/06/24 15:15	
SM 2320B-2011	Alkalinity,Bicarbonate (CaCO3)	122	mg/L	5.0	05/07/24 17:38	
SM 2320B-2011	Alkalinity, Total as CaCO3	122	mg/L	5.0	05/07/24 17:38	
SM 2540C-2015	Total Dissolved Solids	442	mg/L	25.0	05/07/24 15:59	
EPA 300.0 Rev 2.1 1993	Chloride	7.9	mg/L	1.0	05/07/24 16:08	
EPA 300.0 Rev 2.1 1993	Fluoride	0.42	mg/L	0.10	05/07/24 16:08	
EPA 300.0 Rev 2.1 1993	Sulfate	167	mg/L	4.0	05/08/24 02:35	

REPORT OF LABORATORY ANALYSIS

This report shall not be reproduced, except in full,
without the written consent of Pace Analytical Services, LLC.

Pace Analytical Services, LLC
9800 Kincey Ave. Suite 100
Huntersville, NC 28078
(704)875-9092

ANALYTICAL RESULTS

Project: Hammond AP-1
Pace Project No.: 92728841

Sample: HAM-INW-04 **Lab ID: 92728841001** Collected: 05/02/24 14:18 Received: 05/03/24 13:20 Matrix: Water

Parameters	Results	Units	Report Limit	MDL	DF	Prepared	Analyzed	CAS No.	Qual
6010D ATL ICP	Analytical Method: EPA 6010D Preparation Method: EPA 3010A Pace Analytical Services - Peachtree Corners, GA								
Iron	**10.3**	mg/L	0.040	0.025	1	05/04/24 10:00	05/06/24 22:08	7439-89-6	
Manganese	**4.2**	mg/L	0.040	0.011	1	05/04/24 10:00	05/06/24 22:08	7439-96-5	
Potassium	**5.4**	mg/L	0.50	0.15	1	05/04/24 10:00	05/06/24 22:08	7440-09-7	
Sodium	**6.9**	mg/L	1.0	0.58	1	05/04/24 10:00	05/06/24 22:08	7440-23-5	
Calcium	**110**	mg/L	1.0	0.12	1	05/04/24 10:00	05/06/24 22:08	7440-70-2	
Magnesium	**13.5**	mg/L	0.050	0.012	1	05/04/24 10:00	05/06/24 22:08	7439-95-4	
6020 MET ICPMS	Analytical Method: EPA 6020B Preparation Method: EPA 3005A Pace Analytical Services - Peachtree Corners, GA								
Antimony	ND	mg/L	0.0030	0.00054	1	05/04/24 09:50	05/06/24 14:29	7440-36-0	
Arsenic	**0.21**	mg/L	0.0050	0.00084	1	05/04/24 09:50	05/06/24 14:29	7440-38-2	
Barium	**0.042**	mg/L	0.0050	0.00047	1	05/04/24 09:50	05/06/24 14:29	7440-39-3	
Beryllium	ND	mg/L	0.00050	0.000094	1	05/04/24 09:50	05/06/24 14:29	7440-41-7	
Boron	**0.61**	mg/L	0.040	0.012	1	05/04/24 09:50	05/06/24 14:29	7440-42-8	
Cadmium	ND	mg/L	0.00050	0.00010	1	05/04/24 09:50	05/06/24 14:29	7440-43-9	
Chromium	ND	mg/L	0.0050	0.0019	1	05/04/24 09:50	05/06/24 14:29	7440-47-3	
Cobalt	**0.029**	mg/L	0.0050	0.00032	1	05/04/24 09:50	05/06/24 14:29	7440-48-4	
Lead	ND	mg/L	0.0010	0.00016	1	05/04/24 09:50	05/06/24 14:29	7439-92-1	
Lithium	**0.048**	mg/L	0.030	0.0016	1	05/04/24 09:50	05/06/24 14:29	7439-93-2	
Molybdenum	**0.016**	mg/L	0.010	0.00062	1	05/04/24 09:50	05/06/24 14:29	7439-98-7	
Selenium	**0.0016J**	mg/L	0.0050	0.00096	1	05/04/24 09:50	05/06/24 14:29	7782-49-2	B
Thallium	**0.00048J**	mg/L	0.0010	0.00038	1	05/04/24 09:50	05/06/24 14:29	7440-28-0	
7470 Mercury	Analytical Method: EPA 7470A Preparation Method: EPA 7470A Pace Analytical Services - Peachtree Corners, GA								
Mercury	ND	mg/L	0.00020	0.00013	1	05/06/24 12:30	05/06/24 16:54	7439-97-6	
2320B Alkalinity	Analytical Method: SM 2320B-2011 Pace Analytical Services - Asheville								
Alkalinity,Bicarbonate (CaCO3)	**128**	mg/L	5.0	5.0	1		05/07/24 16:02		
Alkalinity,Carbonate (CaCO3)	ND	mg/L	5.0	5.0	1		05/07/24 16:02		
Alkalinity, Total as CaCO3	**128**	mg/L	5.0	5.0	1		05/07/24 16:02		
2540C Total Dissolved Solids	Analytical Method: SM 2540C-2015 Pace Analytical Services - Asheville								
Total Dissolved Solids	**482**	mg/L	25.0	25.0	1		05/07/24 15:51		
4500S2D Sulfide Water	Analytical Method: SM 4500-S2D-2011 Pace Analytical Services - Asheville								
Sulfide	ND	mg/L	0.10	0.022	1		05/09/24 04:42	18496-25-8	
300.0 IC Anions 28 Days	Analytical Method: EPA 300.0 Rev 2.1 1993 Pace Analytical Services - Asheville								
Chloride	**8.0**	mg/L	1.0	0.60	1		05/07/24 13:54	16887-00-6	

REPORT OF LABORATORY ANALYSIS

This report shall not be reproduced, except in full,
without the written consent of Pace Analytical Services, LLC.

Pace Analytical Services, LLC
9800 Kincey Ave. Suite 100
Huntersville, NC 28078
(704)875-9092

ANALYTICAL RESULTS

Project: Hammond AP-1
Pace Project No.: 92728841

Sample: HAM-INW-04 **Lab ID: 92728841001** Collected: 05/02/24 14:18 Received: 05/03/24 13:20 Matrix: Water

Parameters	Results	Units	Report Limit	MDL	DF	Prepared	Analyzed	CAS No.	Qual
300.0 IC Anions 28 Days	Analytical Method: EPA 300.0 Rev 2.1 1993 Pace Analytical Services - Asheville								
Fluoride	**0.47**	mg/L	0.10	0.050	1		05/07/24 13:54	16984-48-8	M1
Sulfate	**180**	mg/L	4.0	2.0	4		05/08/24 00:06	14808-79-8	M1

REPORT OF LABORATORY ANALYSIS

This report shall not be reproduced, except in full,
without the written consent of Pace Analytical Services, LLC.

Pace Analytical Services, LLC
9800 Kincey Ave. Suite 100
Huntersville, NC 28078
(704)875-9092

ANALYTICAL RESULTS

Project: Hammond AP-1
Pace Project No.: 92728841

Sample: HAM-INW-05 **Lab ID: 92728841002** Collected: 05/02/24 09:55 Received: 05/03/24 13:20 Matrix: Water

Parameters	Results	Units	Report Limit	MDL	DF	Prepared	Analyzed	CAS No.	Qual
6010D ATL ICP	Analytical Method: EPA 6010D Preparation Method: EPA 3010A Pace Analytical Services - Peachtree Corners, GA								
Iron	**17.3**	mg/L	0.040	0.025	1	05/04/24 10:00	05/06/24 22:13	7439-89-6	M1
Manganese	**3.6**	mg/L	0.040	0.011	1	05/04/24 10:00	05/06/24 22:13	7439-96-5	
Potassium	**5.2**	mg/L	0.50	0.15	1	05/04/24 10:00	05/06/24 22:13	7440-09-7	M1
Sodium	**6.5**	mg/L	1.0	0.58	1	05/04/24 10:00	05/06/24 22:13	7440-23-5	M1
Calcium	**108**	mg/L	1.0	0.12	1	05/04/24 10:00	05/06/24 22:13	7440-70-2	M1
Magnesium	**12.6**	mg/L	0.050	0.012	1	05/04/24 10:00	05/06/24 22:13	7439-95-4	M1
6020 MET ICPMS	Analytical Method: EPA 6020B Preparation Method: EPA 3005A Pace Analytical Services - Peachtree Corners, GA								
Antimony	**0.00098J**	mg/L	0.0030	0.00054	1	05/04/24 09:50	05/06/24 14:44	7440-36-0	
Arsenic	**0.24**	mg/L	0.0050	0.00084	1	05/04/24 09:50	05/06/24 14:44	7440-38-2	
Barium	**0.032**	mg/L	0.0050	0.00047	1	05/04/24 09:50	05/06/24 14:44	7440-39-3	
Beryllium	**0.000099J**	mg/L	0.00050	0.000094	1	05/04/24 09:50	05/06/24 14:44	7440-41-7	
Boron	**0.54**	mg/L	0.040	0.012	1	05/04/24 09:50	05/06/24 14:44	7440-42-8	
Cadmium	ND	mg/L	0.00050	0.00010	1	05/04/24 09:50	05/06/24 14:44	7440-43-9	
Chromium	ND	mg/L	0.0050	0.0019	1	05/04/24 09:50	05/06/24 14:44	7440-47-3	
Cobalt	**0.028**	mg/L	0.0050	0.00032	1	05/04/24 09:50	05/06/24 14:44	7440-48-4	
Lead	ND	mg/L	0.0010	0.00016	1	05/04/24 09:50	05/06/24 14:44	7439-92-1	
Lithium	**0.060**	mg/L	0.030	0.0016	1	05/04/24 09:50	05/06/24 14:44	7439-93-2	
Molybdenum	**0.0094J**	mg/L	0.010	0.00062	1	05/04/24 09:50	05/06/24 14:44	7439-98-7	
Selenium	**0.0015J**	mg/L	0.0050	0.00096	1	05/04/24 09:50	05/06/24 14:44	7782-49-2	B
Thallium	ND	mg/L	0.0010	0.00038	1	05/04/24 09:50	05/06/24 14:44	7440-28-0	
7470 Mercury	Analytical Method: EPA 7470A Preparation Method: EPA 7470A Pace Analytical Services - Peachtree Corners, GA								
Mercury	ND	mg/L	0.00020	0.00013	1	05/06/24 12:30	05/06/24 16:57	7439-97-6	
2320B Alkalinity	Analytical Method: SM 2320B-2011 Pace Analytical Services - Asheville								
Alkalinity,Bicarbonate (CaCO3)	**109**	mg/L	5.0	5.0	1		05/07/24 16:12		
Alkalinity,Carbonate (CaCO3)	ND	mg/L	5.0	5.0	1		05/07/24 16:12		
Alkalinity, Total as CaCO3	**109**	mg/L	5.0	5.0	1		05/07/24 16:12		
2540C Total Dissolved Solids	Analytical Method: SM 2540C-2015 Pace Analytical Services - Asheville								
Total Dissolved Solids	**526**	mg/L	25.0	25.0	1		05/07/24 15:51		
4500S2D Sulfide Water	Analytical Method: SM 4500-S2D-2011 Pace Analytical Services - Asheville								
Sulfide	ND	mg/L	0.10	0.022	1		05/09/24 04:42	18496-25-8	
300.0 IC Anions 28 Days	Analytical Method: EPA 300.0 Rev 2.1 1993 Pace Analytical Services - Asheville								
Chloride	**6.0**	mg/L	1.0	0.60	1		05/07/24 14:38	16887-00-6	

REPORT OF LABORATORY ANALYSIS

This report shall not be reproduced, except in full,
without the written consent of Pace Analytical Services, LLC.

Pace Analytical Services, LLC
9800 Kincey Ave. Suite 100
Huntersville, NC 28078
(704)875-9092

ANALYTICAL RESULTS

Project: Hammond AP-1
Pace Project No.: 92728841

Sample: HAM-INW-05 **Lab ID: 92728841002** Collected: 05/02/24 09:55 Received: 05/03/24 13:20 Matrix: Water

Parameters	Results	Units	Report Limit	MDL	DF	Prepared	Analyzed	CAS No.	Qual
300.0 IC Anions 28 Days	Analytical Method: EPA 300.0 Rev 2.1 1993 Pace Analytical Services - Asheville								
Fluoride	**0.59**	mg/L	0.10	0.050	1		05/07/24 14:38	16984-48-8	
Sulfate	**206**	mg/L	5.0	2.5	5		05/08/24 01:37	14808-79-8	

REPORT OF LABORATORY ANALYSIS

This report shall not be reproduced, except in full,
without the written consent of Pace Analytical Services, LLC.

Pace Analytical Services, LLC
9800 Kincey Ave. Suite 100
Huntersville, NC 28078
(704)875-9092

ANALYTICAL RESULTS

Project: Hammond AP-1
Pace Project No.: 92728841

Sample: HAM-PT-08 **Lab ID: 92728841003** Collected: 05/02/24 12:35 Received: 05/03/24 13:20 Matrix: Water

Parameters	Results	Units	Report Limit	MDL	DF	Prepared	Analyzed	CAS No.	Qual
6010D ATL ICP	Analytical Method: EPA 6010D Preparation Method: EPA 3010A Pace Analytical Services - Peachtree Corners, GA								
Iron	**8.5**	mg/L	0.040	0.025	1	05/04/24 10:00	05/06/24 22:32	7439-89-6	
Manganese	**3.9**	mg/L	0.040	0.011	1	05/04/24 10:00	05/06/24 22:32	7439-96-5	
Potassium	**5.3**	mg/L	0.50	0.15	1	05/04/24 10:00	05/06/24 22:32	7440-09-7	
Sodium	**7.2**	mg/L	1.0	0.58	1	05/04/24 10:00	05/06/24 22:32	7440-23-5	
Calcium	**98.2**	mg/L	1.0	0.12	1	05/04/24 10:00	05/06/24 22:32	7440-70-2	
Magnesium	**12.0**	mg/L	0.050	0.012	1	05/04/24 10:00	05/06/24 22:32	7439-95-4	
6020 MET ICPMS	Analytical Method: EPA 6020B Preparation Method: EPA 3005A Pace Analytical Services - Peachtree Corners, GA								
Antimony	ND	mg/L	0.0030	0.00054	1	05/04/24 09:50	05/06/24 14:48	7440-36-0	
Arsenic	**0.26**	mg/L	0.0050	0.00084	1	05/04/24 09:50	05/06/24 14:48	7440-38-2	
Barium	**0.045**	mg/L	0.0050	0.00047	1	05/04/24 09:50	05/06/24 14:48	7440-39-3	
Beryllium	ND	mg/L	0.00050	0.000094	1	05/04/24 09:50	05/06/24 14:48	7440-41-7	
Boron	**0.83**	mg/L	0.040	0.012	1	05/04/24 09:50	05/06/24 14:48	7440-42-8	
Cadmium	ND	mg/L	0.00050	0.00010	1	05/04/24 09:50	05/06/24 14:48	7440-43-9	
Chromium	ND	mg/L	0.0050	0.0019	1	05/04/24 09:50	05/06/24 14:48	7440-47-3	
Cobalt	**0.054**	mg/L	0.0050	0.00032	1	05/04/24 09:50	05/06/24 14:48	7440-48-4	
Lead	ND	mg/L	0.0010	0.00016	1	05/04/24 09:50	05/06/24 14:48	7439-92-1	
Lithium	**0.016J**	mg/L	0.030	0.0016	1	05/04/24 09:50	05/06/24 14:48	7439-93-2	
Molybdenum	**0.017**	mg/L	0.010	0.00062	1	05/04/24 09:50	05/06/24 14:48	7439-98-7	
Selenium	**0.0012J**	mg/L	0.0050	0.00096	1	05/04/24 09:50	05/06/24 14:48	7782-49-2	B
Thallium	ND	mg/L	0.0010	0.00038	1	05/04/24 09:50	05/06/24 14:48	7440-28-0	
7470 Mercury	Analytical Method: EPA 7470A Preparation Method: EPA 7470A Pace Analytical Services - Peachtree Corners, GA								
Mercury	ND	mg/L	0.00020	0.00013	1	05/06/24 12:30	05/06/24 16:59	7439-97-6	
2320B Alkalinity	Analytical Method: SM 2320B-2011 Pace Analytical Services - Asheville								
Alkalinity,Bicarbonate (CaCO3)	**108**	mg/L	5.0	5.0	1		05/07/24 16:29		
Alkalinity,Carbonate (CaCO3)	ND	mg/L	5.0	5.0	1		05/07/24 16:29		
Alkalinity, Total as CaCO3	**108**	mg/L	5.0	5.0	1		05/07/24 16:29		
2540C Total Dissolved Solids	Analytical Method: SM 2540C-2015 Pace Analytical Services - Asheville								
Total Dissolved Solids	**477**	mg/L	25.0	25.0	1		05/07/24 15:58		
4500S2D Sulfide Water	Analytical Method: SM 4500-S2D-2011 Pace Analytical Services - Asheville								
Sulfide	ND	mg/L	0.10	0.022	1		05/09/24 04:42	18496-25-8	
300.0 IC Anions 28 Days	Analytical Method: EPA 300.0 Rev 2.1 1993 Pace Analytical Services - Asheville								
Chloride	**15.4**	mg/L	1.0	0.60	1		05/07/24 14:53	16887-00-6	

REPORT OF LABORATORY ANALYSIS

This report shall not be reproduced, except in full,
without the written consent of Pace Analytical Services, LLC.

Pace Analytical Services, LLC
9800 Kincey Ave. Suite 100
Huntersville, NC 28078
(704)875-9092

ANALYTICAL RESULTS

Project: Hammond AP-1
Pace Project No.: 92728841

Sample: HAM-PT-08 **Lab ID: 92728841003** Collected: 05/02/24 12:35 Received: 05/03/24 13:20 Matrix: Water

Parameters	Results	Units	Report Limit	MDL	DF	Prepared	Analyzed	CAS No.	Qual
300.0 IC Anions 28 Days	Analytical Method: EPA 300.0 Rev 2.1 1993 Pace Analytical Services - Asheville								
Fluoride	**0.36**	mg/L	0.10	0.050	1		05/07/24 14:53	16984-48-8	
Sulfate	**176**	mg/L	4.0	2.0	4		05/08/24 01:51	14808-79-8	

REPORT OF LABORATORY ANALYSIS

This report shall not be reproduced, except in full,
without the written consent of Pace Analytical Services, LLC.

Pace Analytical Services, LLC
9800 Kincey Ave. Suite 100
Huntersville, NC 28078
(704)875-9092

ANALYTICAL RESULTS

Project: Hammond AP-1
Pace Project No.: 92728841

Sample: HAM-PT-14 **Lab ID: 92728841004** Collected: 05/02/24 12:06 Received: 05/03/24 13:20 Matrix: Water

Parameters	Results	Units	Report Limit	MDL	DF	Prepared	Analyzed	CAS No.	Qual
6010D ATL ICP	Analytical Method: EPA 6010D Preparation Method: EPA 3010A Pace Analytical Services - Peachtree Corners, GA								
Iron	**13.7**	mg/L	0.040	0.025	1	05/04/24 10:00	05/06/24 22:37	7439-89-6	
Manganese	**3.1**	mg/L	0.040	0.011	1	05/04/24 10:00	05/06/24 22:37	7439-96-5	
Potassium	**5.4**	mg/L	0.50	0.15	1	05/04/24 10:00	05/06/24 22:37	7440-09-7	
Sodium	**6.7**	mg/L	1.0	0.58	1	05/04/24 10:00	05/06/24 22:37	7440-23-5	
Calcium	**101**	mg/L	1.0	0.12	1	05/04/24 10:00	05/06/24 22:37	7440-70-2	
Magnesium	**12.7**	mg/L	0.050	0.012	1	05/04/24 10:00	05/06/24 22:37	7439-95-4	
6020 MET ICPMS	Analytical Method: EPA 6020B Preparation Method: EPA 3005A Pace Analytical Services - Peachtree Corners, GA								
Antimony	ND	mg/L	0.0030	0.00054	1	05/04/24 09:50	05/06/24 14:51	7440-36-0	
Arsenic	**0.22**	mg/L	0.0050	0.00084	1	05/04/24 09:50	05/06/24 14:51	7440-38-2	
Barium	**0.037**	mg/L	0.0050	0.00047	1	05/04/24 09:50	05/06/24 14:51	7440-39-3	
Beryllium	ND	mg/L	0.00050	0.000094	1	05/04/24 09:50	05/06/24 14:51	7440-41-7	
Boron	**0.51**	mg/L	0.040	0.012	1	05/04/24 09:50	05/06/24 14:51	7440-42-8	
Cadmium	ND	mg/L	0.00050	0.00010	1	05/04/24 09:50	05/06/24 14:51	7440-43-9	
Chromium	ND	mg/L	0.0050	0.0019	1	05/04/24 09:50	05/06/24 14:51	7440-47-3	
Cobalt	**0.021**	mg/L	0.0050	0.00032	1	05/04/24 09:50	05/06/24 14:51	7440-48-4	
Lead	ND	mg/L	0.0010	0.00016	1	05/04/24 09:50	05/06/24 14:51	7439-92-1	
Lithium	**0.055**	mg/L	0.030	0.0016	1	05/04/24 09:50	05/06/24 14:51	7439-93-2	
Molybdenum	**0.011**	mg/L	0.010	0.00062	1	05/04/24 09:50	05/06/24 14:51	7439-98-7	
Selenium	**0.0014J**	mg/L	0.0050	0.00096	1	05/04/24 09:50	05/06/24 14:51	7782-49-2	B
Thallium	ND	mg/L	0.0010	0.00038	1	05/04/24 09:50	05/06/24 14:51	7440-28-0	
7470 Mercury	Analytical Method: EPA 7470A Preparation Method: EPA 7470A Pace Analytical Services - Peachtree Corners, GA								
Mercury	ND	mg/L	0.00020	0.00013	1	05/06/24 12:30	05/06/24 17:15	7439-97-6	
2320B Alkalinity	Analytical Method: SM 2320B-2011 Pace Analytical Services - Asheville								
Alkalinity,Bicarbonate (CaCO3)	**121**	mg/L	5.0	5.0	1		05/07/24 16:38		
Alkalinity,Carbonate (CaCO3)	ND	mg/L	5.0	5.0	1		05/07/24 16:38		
Alkalinity, Total as CaCO3	**121**	mg/L	5.0	5.0	1		05/07/24 16:38		
2540C Total Dissolved Solids	Analytical Method: SM 2540C-2015 Pace Analytical Services - Asheville								
Total Dissolved Solids	**462**	mg/L	25.0	25.0	1		05/07/24 15:58		
4500S2D Sulfide Water	Analytical Method: SM 4500-S2D-2011 Pace Analytical Services - Asheville								
Sulfide	ND	mg/L	0.10	0.022	1		05/09/24 04:43	18496-25-8	
300.0 IC Anions 28 Days	Analytical Method: EPA 300.0 Rev 2.1 1993 Pace Analytical Services - Asheville								
Chloride	**7.9**	mg/L	1.0	0.60	1		05/07/24 15:08	16887-00-6	

REPORT OF LABORATORY ANALYSIS

This report shall not be reproduced, except in full,
without the written consent of Pace Analytical Services, LLC.

Pace Analytical Services, LLC
9800 Kincey Ave. Suite 100
Huntersville, NC 28078
(704)875-9092

ANALYTICAL RESULTS

Project: Hammond AP-1
Pace Project No.: 92728841

Sample: HAM-PT-14 **Lab ID: 92728841004** Collected: 05/02/24 12:06 Received: 05/03/24 13:20 Matrix: Water

Parameters	Results	Units	Report Limit	MDL	DF	Prepared	Analyzed	CAS No.	Qual
300.0 IC Anions 28 Days	Analytical Method: EPA 300.0 Rev 2.1 1993 Pace Analytical Services - Asheville								
Fluoride	**0.43**	mg/L	0.10	0.050	1		05/07/24 15:08	16984-48-8	
Sulfate	**169**	mg/L	4.0	2.0	4		05/08/24 02:06	14808-79-8	

REPORT OF LABORATORY ANALYSIS

This report shall not be reproduced, except in full,
without the written consent of Pace Analytical Services, LLC.

Pace Analytical Services, LLC
9800 Kincey Ave. Suite 100
Huntersville, NC 28078
(704)875-9092

ANALYTICAL RESULTS

Project: Hammond AP-1
Pace Project No.: 92728841

Sample: HAM-PT-15 **Lab ID: 92728841005** Collected: 05/02/24 15:40 Received: 05/03/24 13:20 Matrix: Water

Parameters	Results	Units	Report Limit	MDL	DF	Prepared	Analyzed	CAS No.	Qual
6010D ATL ICP	Analytical Method: EPA 6010D Preparation Method: EPA 3010A Pace Analytical Services - Peachtree Corners, GA								
Manganese	**5.6**	mg/L	0.040	0.011	1	05/04/24 10:00	05/07/24 15:31	7439-96-5	
Iron	**9.7**	mg/L	0.040	0.025	1	05/04/24 10:00	05/06/24 22:41	7439-89-6	
Potassium	**5.2**	mg/L	0.50	0.15	1	05/04/24 10:00	05/06/24 22:41	7440-09-7	
Sodium	**6.8**	mg/L	1.0	0.58	1	05/04/24 10:00	05/06/24 22:41	7440-23-5	
Calcium	**141**	mg/L	1.0	0.12	1	05/04/24 10:00	05/06/24 22:41	7440-70-2	
Magnesium	**15.6**	mg/L	0.050	0.012	1	05/04/24 10:00	05/06/24 22:41	7439-95-4	
6020 MET ICPMS	Analytical Method: EPA 6020B Preparation Method: EPA 3005A Pace Analytical Services - Peachtree Corners, GA								
Antimony	ND	mg/L	0.0030	0.00054	1	05/04/24 09:50	05/06/24 14:55	7440-36-0	
Arsenic	**0.41**	mg/L	0.0050	0.00084	1	05/04/24 09:50	05/06/24 14:55	7440-38-2	
Barium	**0.044**	mg/L	0.0050	0.00047	1	05/04/24 09:50	05/06/24 14:55	7440-39-3	
Beryllium	ND	mg/L	0.00050	0.000094	1	05/04/24 09:50	05/06/24 14:55	7440-41-7	
Boron	**0.75**	mg/L	0.040	0.012	1	05/04/24 09:50	05/06/24 14:55	7440-42-8	
Cadmium	ND	mg/L	0.00050	0.00010	1	05/04/24 09:50	05/06/24 14:55	7440-43-9	
Chromium	ND	mg/L	0.0050	0.0019	1	05/04/24 09:50	05/06/24 14:55	7440-47-3	
Cobalt	**0.052**	mg/L	0.0050	0.00032	1	05/04/24 09:50	05/06/24 14:55	7440-48-4	
Lead	ND	mg/L	0.0010	0.00016	1	05/04/24 09:50	05/06/24 14:55	7439-92-1	
Lithium	**0.051**	mg/L	0.030	0.0016	1	05/04/24 09:50	05/06/24 14:55	7439-93-2	
Molybdenum	**0.017**	mg/L	0.010	0.00062	1	05/04/24 09:50	05/06/24 14:55	7439-98-7	
Selenium	ND	mg/L	0.0050	0.00096	1	05/04/24 09:50	05/06/24 14:55	7782-49-2	
Thallium	ND	mg/L	0.0010	0.00038	1	05/04/24 09:50	05/06/24 14:55	7440-28-0	
7470 Mercury	Analytical Method: EPA 7470A Preparation Method: EPA 7470A Pace Analytical Services - Peachtree Corners, GA								
Mercury	ND	mg/L	0.00020	0.00013	1	05/06/24 12:30	05/06/24 17:18	7439-97-6	
2320B Alkalinity	Analytical Method: SM 2320B-2011 Pace Analytical Services - Asheville								
Alkalinity,Bicarbonate (CaCO3)	**124**	mg/L	5.0	5.0	1		05/07/24 16:47		
Alkalinity,Carbonate (CaCO3)	ND	mg/L	5.0	5.0	1		05/07/24 16:47		
Alkalinity, Total as CaCO3	**124**	mg/L	5.0	5.0	1		05/07/24 16:47		
2540C Total Dissolved Solids	Analytical Method: SM 2540C-2015 Pace Analytical Services - Asheville								
Total Dissolved Solids	**638**	mg/L	25.0	25.0	1		05/07/24 15:58		
4500S2D Sulfide Water	Analytical Method: SM 4500-S2D-2011 Pace Analytical Services - Asheville								
Sulfide	ND	mg/L	0.10	0.022	1		05/09/24 04:43	18496-25-8	
300.0 IC Anions 28 Days	Analytical Method: EPA 300.0 Rev 2.1 1993 Pace Analytical Services - Asheville								
Chloride	**11.8**	mg/L	1.0	0.60	1		05/07/24 15:53	16887-00-6	

REPORT OF LABORATORY ANALYSIS

This report shall not be reproduced, except in full,
without the written consent of Pace Analytical Services, LLC.

Pace Analytical Services, LLC
9800 Kincey Ave. Suite 100
Huntersville, NC 28078
(704)875-9092

ANALYTICAL RESULTS

Project: Hammond AP-1
Pace Project No.: 92728841

Sample: HAM-PT-15 **Lab ID: 92728841005** Collected: 05/02/24 15:40 Received: 05/03/24 13:20 Matrix: Water

Parameters	Results	Units	Report Limit	MDL	DF	Prepared	Analyzed	CAS No.	Qual
300.0 IC Anions 28 Days	Analytical Method: EPA 300.0 Rev 2.1 1993 Pace Analytical Services - Asheville								
Fluoride	**0.55**	mg/L	0.10	0.050	1		05/07/24 15:53	16984-48-8	
Sulfate	**278**	mg/L	7.0	3.5	7		05/08/24 02:21	14808-79-8	

REPORT OF LABORATORY ANALYSIS

This report shall not be reproduced, except in full,
without the written consent of Pace Analytical Services, LLC.

Pace Analytical Services, LLC
9800 Kincey Ave. Suite 100
Huntersville, NC 28078
(704)875-9092

ANALYTICAL RESULTS

Project: Hammond AP-1
Pace Project No.: 92728841

Sample: HAM-AP1-EB-01 **Lab ID: 92728841006** Collected: 05/02/24 15:20 Received: 05/03/24 13:20 Matrix: Water

Parameters	Results	Units	Report Limit	MDL	DF	Prepared	Analyzed	CAS No.	Qual
6010D ATL ICP	Analytical Method: EPA 6010D Preparation Method: EPA 3010A Pace Analytical Services - Peachtree Corners, GA								
Iron	ND	mg/L	0.040	0.025	1	05/04/24 10:00	05/06/24 22:56	7439-89-6	
Manganese	ND	mg/L	0.040	0.011	1	05/04/24 10:00	05/06/24 22:56	7439-96-5	
Potassium	ND	mg/L	0.50	0.15	1	05/04/24 10:00	05/06/24 22:56	7440-09-7	
Sodium	ND	mg/L	1.0	0.58	1	05/04/24 10:00	05/06/24 22:56	7440-23-5	
Calcium	ND	mg/L	1.0	0.12	1	05/04/24 10:00	05/06/24 22:56	7440-70-2	
Magnesium	ND	mg/L	0.050	0.012	1	05/04/24 10:00	05/06/24 22:56	7439-95-4	
6020 MET ICPMS	Analytical Method: EPA 6020B Preparation Method: EPA 3005A Pace Analytical Services - Peachtree Corners, GA								
Antimony	ND	mg/L	0.0030	0.00054	1	05/04/24 09:50	05/06/24 15:07	7440-36-0	
Arsenic	ND	mg/L	0.0050	0.00084	1	05/04/24 09:50	05/06/24 15:07	7440-38-2	
Barium	ND	mg/L	0.0050	0.00047	1	05/04/24 09:50	05/06/24 15:07	7440-39-3	
Beryllium	ND	mg/L	0.00050	0.000094	1	05/04/24 09:50	05/06/24 15:07	7440-41-7	
Boron	ND	mg/L	0.040	0.012	1	05/04/24 09:50	05/06/24 15:07	7440-42-8	
Cadmium	ND	mg/L	0.00050	0.00010	1	05/04/24 09:50	05/06/24 15:07	7440-43-9	
Chromium	ND	mg/L	0.0050	0.0019	1	05/04/24 09:50	05/06/24 15:07	7440-47-3	
Cobalt	ND	mg/L	0.0050	0.00032	1	05/04/24 09:50	05/06/24 15:07	7440-48-4	
Lead	ND	mg/L	0.0010	0.00016	1	05/04/24 09:50	05/06/24 15:07	7439-92-1	
Lithium	ND	mg/L	0.030	0.0016	1	05/04/24 09:50	05/06/24 15:07	7439-93-2	
Molybdenum	ND	mg/L	0.010	0.00062	1	05/04/24 09:50	05/06/24 15:07	7439-98-7	
Selenium	ND	mg/L	0.0050	0.00096	1	05/04/24 09:50	05/06/24 15:07	7782-49-2	
Thallium	ND	mg/L	0.0010	0.00038	1	05/04/24 09:50	05/06/24 15:07	7440-28-0	
7470 Mercury	Analytical Method: EPA 7470A Preparation Method: EPA 7470A Pace Analytical Services - Peachtree Corners, GA								
Mercury	ND	mg/L	0.00020	0.00013	1	05/06/24 12:30	05/06/24 17:20	7439-97-6	
2320B Alkalinity	Analytical Method: SM 2320B-2011 Pace Analytical Services - Asheville								
Alkalinity,Bicarbonate (CaCO3)	ND	mg/L	5.0	5.0	1		05/07/24 16:57		
Alkalinity,Carbonate (CaCO3)	ND	mg/L	5.0	5.0	1		05/07/24 16:57		
Alkalinity, Total as CaCO3	ND	mg/L	5.0	5.0	1		05/07/24 16:57		
2540C Total Dissolved Solids	Analytical Method: SM 2540C-2015 Pace Analytical Services - Asheville								
Total Dissolved Solids	ND	mg/L	25.0	25.0	1		05/07/24 15:59		
4500S2D Sulfide Water	Analytical Method: SM 4500-S2D-2011 Pace Analytical Services - Asheville								
Sulfide	ND	mg/L	0.10	0.022	1		05/09/24 04:43	18496-25-8	
300.0 IC Anions 28 Days	Analytical Method: EPA 300.0 Rev 2.1 1993 Pace Analytical Services - Asheville								
Chloride	ND	mg/L	1.0	0.60	1		05/07/24 13:24	16887-00-6	

REPORT OF LABORATORY ANALYSIS

This report shall not be reproduced, except in full,
without the written consent of Pace Analytical Services, LLC.

Pace Analytical Services, LLC
9800 Kincey Ave. Suite 100
Huntersville, NC 28078
(704)875-9092

ANALYTICAL RESULTS

Project: Hammond AP-1
Pace Project No.: 92728841

Sample: HAM-AP1-EB-01 **Lab ID: 92728841006** Collected: 05/02/24 15:20 Received: 05/03/24 13:20 Matrix: Water

Parameters	Results	Units	Report Limit	MDL	DF	Prepared	Analyzed	CAS No.	Qual
300.0 IC Anions 28 Days	Analytical Method: EPA 300.0 Rev 2.1 1993 Pace Analytical Services - Asheville								
Fluoride	ND	mg/L	0.10	0.050	1		05/07/24 13:24	16984-48-8	
Sulfate	ND	mg/L	1.0	0.50	1		05/07/24 13:24	14808-79-8	

REPORT OF LABORATORY ANALYSIS

This report shall not be reproduced, except in full,
without the written consent of Pace Analytical Services, LLC.

Pace Analytical Services, LLC
9800 Kincey Ave. Suite 100
Huntersville, NC 28078
(704)875-9092

ANALYTICAL RESULTS

Project: Hammond AP-1
Pace Project No.: 92728841

Sample: HAM-AP1-FB-01 **Lab ID: 92728841007** Collected: 05/02/24 15:15 Received: 05/03/24 13:20 Matrix: Water

Parameters	Results	Units	Report Limit	MDL	DF	Prepared	Analyzed	CAS No.	Qual
6010D ATL ICP	Analytical Method: EPA 6010D Preparation Method: EPA 3010A Pace Analytical Services - Peachtree Corners, GA								
Iron	ND	mg/L	0.040	0.025	1	05/04/24 10:00	05/06/24 23:01	7439-89-6	
Manganese	ND	mg/L	0.040	0.011	1	05/04/24 10:00	05/06/24 23:01	7439-96-5	
Potassium	ND	mg/L	0.50	0.15	1	05/04/24 10:00	05/06/24 23:01	7440-09-7	
Sodium	ND	mg/L	1.0	0.58	1	05/04/24 10:00	05/06/24 23:01	7440-23-5	
Calcium	ND	mg/L	1.0	0.12	1	05/04/24 10:00	05/06/24 23:01	7440-70-2	
Magnesium	ND	mg/L	0.050	0.012	1	05/04/24 10:00	05/06/24 23:01	7439-95-4	
6020 MET ICPMS	Analytical Method: EPA 6020B Preparation Method: EPA 3005A Pace Analytical Services - Peachtree Corners, GA								
Antimony	ND	mg/L	0.0030	0.00054	1	05/04/24 09:50	05/06/24 15:11	7440-36-0	
Arsenic	ND	mg/L	0.0050	0.00084	1	05/04/24 09:50	05/06/24 15:11	7440-38-2	
Barium	ND	mg/L	0.0050	0.00047	1	05/04/24 09:50	05/06/24 15:11	7440-39-3	
Beryllium	ND	mg/L	0.00050	0.000094	1	05/04/24 09:50	05/06/24 15:11	7440-41-7	
Boron	ND	mg/L	0.040	0.012	1	05/04/24 09:50	05/06/24 15:11	7440-42-8	
Cadmium	ND	mg/L	0.00050	0.00010	1	05/04/24 09:50	05/06/24 15:11	7440-43-9	
Chromium	ND	mg/L	0.0050	0.0019	1	05/04/24 09:50	05/06/24 15:11	7440-47-3	
Cobalt	ND	mg/L	0.0050	0.00032	1	05/04/24 09:50	05/06/24 15:11	7440-48-4	
Lead	ND	mg/L	0.0010	0.00016	1	05/04/24 09:50	05/06/24 15:11	7439-92-1	
Lithium	ND	mg/L	0.030	0.0016	1	05/04/24 09:50	05/06/24 15:11	7439-93-2	
Molybdenum	ND	mg/L	0.010	0.00062	1	05/04/24 09:50	05/06/24 15:11	7439-98-7	
Selenium	ND	mg/L	0.0050	0.00096	1	05/04/24 09:50	05/06/24 15:11	7782-49-2	
Thallium	ND	mg/L	0.0010	0.00038	1	05/04/24 09:50	05/06/24 15:11	7440-28-0	
7470 Mercury	Analytical Method: EPA 7470A Preparation Method: EPA 7470A Pace Analytical Services - Peachtree Corners, GA								
Mercury	ND	mg/L	0.00020	0.00013	1	05/06/24 12:30	05/06/24 17:23	7439-97-6	
2320B Alkalinity	Analytical Method: SM 2320B-2011 Pace Analytical Services - Asheville								
Alkalinity,Bicarbonate (CaCO3)	ND	mg/L	5.0	5.0	1		05/07/24 17:00		
Alkalinity,Carbonate (CaCO3)	ND	mg/L	5.0	5.0	1		05/07/24 17:00		
Alkalinity, Total as CaCO3	ND	mg/L	5.0	5.0	1		05/07/24 17:00		
2540C Total Dissolved Solids	Analytical Method: SM 2540C-2015 Pace Analytical Services - Asheville								
Total Dissolved Solids	ND	mg/L	25.0	25.0	1		05/07/24 15:59		
4500S2D Sulfide Water	Analytical Method: SM 4500-S2D-2011 Pace Analytical Services - Asheville								
Sulfide	ND	mg/L	0.10	0.022	1		05/09/24 04:44	18496-25-8	
300.0 IC Anions 28 Days	Analytical Method: EPA 300.0 Rev 2.1 1993 Pace Analytical Services - Asheville								
Chloride	ND	mg/L	1.0	0.60	1		05/07/24 13:39	16887-00-6	

REPORT OF LABORATORY ANALYSIS

This report shall not be reproduced, except in full,
without the written consent of Pace Analytical Services, LLC.

Pace Analytical Services, LLC
9800 Kincey Ave. Suite 100
Huntersville, NC 28078
(704)875-9092

ANALYTICAL RESULTS

Project: Hammond AP-1
Pace Project No.: 92728841

Sample: HAM-AP1-FB-01 **Lab ID: 92728841007** Collected: 05/02/24 15:15 Received: 05/03/24 13:20 Matrix: Water

Parameters	Results	Units	Report Limit	MDL	DF	Prepared	Analyzed	CAS No.	Qual
300.0 IC Anions 28 Days	Analytical Method: EPA 300.0 Rev 2.1 1993 Pace Analytical Services - Asheville								
Fluoride	ND	mg/L	0.10	0.050	1		05/07/24 13:39	16984-48-8	
Sulfate	ND	mg/L	1.0	0.50	1		05/07/24 13:39	14808-79-8	

REPORT OF LABORATORY ANALYSIS

This report shall not be reproduced, except in full,
without the written consent of Pace Analytical Services, LLC.

Pace Analytical Services, LLC
9800 Kincey Ave. Suite 100
Huntersville, NC 28078
(704)875-9092

ANALYTICAL RESULTS

Project: Hammond AP-1
Pace Project No.: 92728841

Sample: HAM-AP1-FD-01 **Lab ID: 92728841008** Collected: 05/02/24 00:00 Received: 05/03/24 13:20 Matrix: Water

Parameters	Results	Units	Report Limit	MDL	DF	Prepared	Analyzed	CAS No.	Qual
6010D ATL ICP	Analytical Method: EPA 6010D Preparation Method: EPA 3010A Pace Analytical Services - Peachtree Corners, GA								
Iron	**13.6**	mg/L	0.040	0.025	1	05/04/24 10:00	05/06/24 23:05	7439-89-6	
Manganese	**3.1**	mg/L	0.040	0.011	1	05/04/24 10:00	05/06/24 23:05	7439-96-5	
Potassium	**5.4**	mg/L	0.50	0.15	1	05/04/24 10:00	05/06/24 23:05	7440-09-7	
Sodium	**6.7**	mg/L	1.0	0.58	1	05/04/24 10:00	05/06/24 23:05	7440-23-5	
Calcium	**99.4**	mg/L	1.0	0.12	1	05/04/24 10:00	05/06/24 23:05	7440-70-2	
Magnesium	**12.6**	mg/L	0.050	0.012	1	05/04/24 10:00	05/06/24 23:05	7439-95-4	
6020 MET ICPMS	Analytical Method: EPA 6020B Preparation Method: EPA 3005A Pace Analytical Services - Peachtree Corners, GA								
Antimony	ND	mg/L	0.0030	0.00054	1	05/04/24 09:50	05/06/24 15:15	7440-36-0	
Arsenic	**0.20**	mg/L	0.0050	0.00084	1	05/04/24 09:50	05/06/24 15:15	7440-38-2	
Barium	**0.036**	mg/L	0.0050	0.00047	1	05/04/24 09:50	05/06/24 15:15	7440-39-3	
Beryllium	ND	mg/L	0.00050	0.000094	1	05/04/24 09:50	05/06/24 15:15	7440-41-7	
Boron	**0.47**	mg/L	0.040	0.012	1	05/04/24 09:50	05/06/24 15:15	7440-42-8	
Cadmium	ND	mg/L	0.00050	0.00010	1	05/04/24 09:50	05/06/24 15:15	7440-43-9	
Chromium	ND	mg/L	0.0050	0.0019	1	05/04/24 09:50	05/06/24 15:15	7440-47-3	
Cobalt	**0.020**	mg/L	0.0050	0.00032	1	05/04/24 09:50	05/06/24 15:15	7440-48-4	
Lead	ND	mg/L	0.0010	0.00016	1	05/04/24 09:50	05/06/24 15:15	7439-92-1	
Lithium	**0.052**	mg/L	0.030	0.0016	1	05/04/24 09:50	05/06/24 15:15	7439-93-2	
Molybdenum	**0.010**	mg/L	0.010	0.00062	1	05/04/24 09:50	05/06/24 15:15	7439-98-7	
Selenium	ND	mg/L	0.0050	0.00096	1	05/04/24 09:50	05/06/24 15:15	7782-49-2	
Thallium	ND	mg/L	0.0010	0.00038	1	05/04/24 09:50	05/06/24 15:15	7440-28-0	
7470 Mercury	Analytical Method: EPA 7470A Preparation Method: EPA 7470A Pace Analytical Services - Peachtree Corners, GA								
Mercury	ND	mg/L	0.00020	0.00013	1	05/06/24 12:30	05/06/24 17:26	7439-97-6	
2320B Alkalinity	Analytical Method: SM 2320B-2011 Pace Analytical Services - Asheville								
Alkalinity,Bicarbonate (CaCO3)	**122**	mg/L	5.0	5.0	1		05/07/24 17:38		
Alkalinity,Carbonate (CaCO3)	ND	mg/L	5.0	5.0	1		05/07/24 17:38		
Alkalinity, Total as CaCO3	**122**	mg/L	5.0	5.0	1		05/07/24 17:38		
2540C Total Dissolved Solids	Analytical Method: SM 2540C-2015 Pace Analytical Services - Asheville								
Total Dissolved Solids	**442**	mg/L	25.0	25.0	1		05/07/24 15:59		
4500S2D Sulfide Water	Analytical Method: SM 4500-S2D-2011 Pace Analytical Services - Asheville								
Sulfide	ND	mg/L	0.10	0.022	1		05/09/24 04:45	18496-25-8	
300.0 IC Anions 28 Days	Analytical Method: EPA 300.0 Rev 2.1 1993 Pace Analytical Services - Asheville								
Chloride	**7.9**	mg/L	1.0	0.60	1		05/07/24 16:08	16887-00-6	

REPORT OF LABORATORY ANALYSIS

This report shall not be reproduced, except in full,
without the written consent of Pace Analytical Services, LLC.

Pace Analytical Services, LLC
9800 Kincey Ave. Suite 100
Huntersville, NC 28078
(704)875-9092

ANALYTICAL RESULTS

Project: Hammond AP-1
Pace Project No.: 92728841

Sample: HAM-AP1-FD-01 **Lab ID: 92728841008** Collected: 05/02/24 00:00 Received: 05/03/24 13:20 Matrix: Water

Parameters	Results	Units	Report Limit	MDL	DF	Prepared	Analyzed	CAS No.	Qual
300.0 IC Anions 28 Days	Analytical Method: EPA 300.0 Rev 2.1 1993 Pace Analytical Services - Asheville								
Fluoride	**0.42**	mg/L	0.10	0.050	1		05/07/24 16:08	16984-48-8	
Sulfate	**167**	mg/L	4.0	2.0	4		05/08/24 02:35	14808-79-8	

REPORT OF LABORATORY ANALYSIS

This report shall not be reproduced, except in full,
without the written consent of Pace Analytical Services, LLC.

Pace Analytical Services, LLC
9800 Kincey Ave. Suite 100
Huntersville, NC 28078
(704)875-9092

QUALITY CONTROL DATA

Project: Hammond AP-1
Pace Project No.: 92728841

QC Batch: 852144
QC Batch Method: EPA 3010A
Analysis Method: EPA 6010D
Analysis Description: 6010D ATL
Laboratory: Pace Analytical Services - Peachtree Corners, GA
Associated Lab Samples: 92728841001, 92728841002, 92728841003, 92728841004, 92728841005, 92728841006, 92728841007, 92728841008

METHOD BLANK: 4398182 Matrix: Water
Associated Lab Samples: 92728841001, 92728841002, 92728841003, 92728841004, 92728841005, 92728841006, 92728841007, 92728841008

Parameter	Units	Blank Result	Reporting Limit	MDL	Analyzed	Qualifiers
Calcium	mg/L	ND	1.0	0.12	05/06/24 21:58	
Iron	mg/L	ND	0.040	0.025	05/06/24 21:58	
Magnesium	mg/L	ND	0.050	0.012	05/06/24 21:58	
Manganese	mg/L	ND	0.040	0.011	05/06/24 21:58	
Potassium	mg/L	ND	0.50	0.15	05/06/24 21:58	
Sodium	mg/L	ND	1.0	0.58	05/06/24 21:58	

LABORATORY CONTROL SAMPLE: 4398183

Parameter	Units	Spike Conc.	LCS Result	LCS % Rec	% Rec Limits	Qualifiers
Calcium	mg/L	1	1.0	105	80-120	
Iron	mg/L	1	1.0	104	80-120	
Magnesium	mg/L	1	1.0	105	80-120	
Manganese	mg/L	1	1.0	103	80-120	
Potassium	mg/L	1	1.2	115	80-120	
Sodium	mg/L	1	1.1	114	80-120	

MATRIX SPIKE & MATRIX SPIKE DUPLICATE: 4398184 4398185

Parameter	Units	92728841002 Result	MS Spike Conc.	MSD Spike Conc.	MS Result	MSD Result	MS % Rec	MSD % Rec	% Rec Limits	RPD	Max RPD	Qual
Calcium	mg/L	108	1	1	118	115	975	695	75-125	2	20	M1
Iron	mg/L	17.3	1	1	19.5	19.1	217	174	75-125	2	20	M1
Magnesium	mg/L	12.6	1	1	14.5	14.2	189	162	75-125	2	20	M1
Manganese	mg/L	3.6	1	1	4.8	4.7	123	111	75-125	2	20	
Potassium	mg/L	5.2	1	1	6.7	6.6	152	138	75-125	2	20	M1
Sodium	mg/L	6.5	1	1	8.1	7.9	154	135	75-125	2	20	M1

Results presented on this page are in the units indicated by the "Units" column except where an alternate unit is presented to the right of the result.

REPORT OF LABORATORY ANALYSIS

This report shall not be reproduced, except in full,
without the written consent of Pace Analytical Services, LLC.

Pace Analytical Services, LLC
9800 Kincey Ave. Suite 100
Huntersville, NC 28078
(704)875-9092

QUALITY CONTROL DATA

Project: Hammond AP-1
Pace Project No.: 92728841

QC Batch: 852143
QC Batch Method: EPA 3005A
Analysis Method: EPA 6020B
Analysis Description: 6020 MET
Laboratory: Pace Analytical Services - Peachtree Corners, GA
Associated Lab Samples: 92728841001, 92728841002, 92728841003, 92728841004, 92728841005, 92728841006, 92728841007, 92728841008

METHOD BLANK: 4398178 Matrix: Water
Associated Lab Samples: 92728841001, 92728841002, 92728841003, 92728841004, 92728841005, 92728841006, 92728841007, 92728841008

Parameter	Units	Blank Result	Reporting Limit	MDL	Analyzed	Qualifiers
Antimony	mg/L	ND	0.0030	0.00054	05/06/24 14:22	
Arsenic	mg/L	0.0039J	0.0050	0.00084	05/06/24 14:22	
Barium	mg/L	ND	0.0050	0.00047	05/06/24 14:22	
Beryllium	mg/L	ND	0.00050	0.000094	05/06/24 14:22	
Boron	mg/L	ND	0.040	0.012	05/06/24 14:22	
Cadmium	mg/L	ND	0.00050	0.00010	05/06/24 14:22	
Chromium	mg/L	ND	0.0050	0.0019	05/06/24 14:22	
Cobalt	mg/L	ND	0.0050	0.00032	05/06/24 14:22	
Lead	mg/L	ND	0.0010	0.00016	05/06/24 14:22	
Lithium	mg/L	ND	0.030	0.0016	05/06/24 14:22	
Molybdenum	mg/L	ND	0.010	0.00062	05/06/24 14:22	
Selenium	mg/L	0.0021J	0.0050	0.00096	05/06/24 14:22	
Thallium	mg/L	ND	0.0010	0.00038	05/06/24 14:22	

LABORATORY CONTROL SAMPLE: 4398179

Parameter	Units	Spike Conc.	LCS Result	LCS % Rec	% Rec Limits	Qualifiers
Antimony	mg/L	0.1	0.097	97	80-120	
Arsenic	mg/L	0.1	0.10	102	80-120	
Barium	mg/L	0.1	0.093	93	80-120	
Beryllium	mg/L	0.1	0.099	99	80-120	
Boron	mg/L	1	1.0	100	80-120	
Cadmium	mg/L	0.1	0.094	94	80-120	
Chromium	mg/L	0.1	0.096	96	80-120	
Cobalt	mg/L	0.1	0.093	93	80-120	
Lead	mg/L	0.1	0.098	98	80-120	
Lithium	mg/L	0.1	0.10	102	80-120	
Molybdenum	mg/L	0.1	0.095	95	80-120	
Selenium	mg/L	0.1	0.10	101	80-120	
Thallium	mg/L	0.1	0.097	97	80-120	

MATRIX SPIKE & MATRIX SPIKE DUPLICATE: 4398180 4398181

Parameter	Units	92728841001 Result	MS Spike Conc.	MSD Spike Conc.	MS Result	MSD Result	MS % Rec	MSD % Rec	% Rec Limits	RPD	Max RPD	Qual
Antimony	mg/L	ND	0.1	0.1	0.10	0.10	102	101	75-125	1	20	

Results presented on this page are in the units indicated by the "Units" column except where an alternate unit is presented to the right of the result.

REPORT OF LABORATORY ANALYSIS

This report shall not be reproduced, except in full,
without the written consent of Pace Analytical Services, LLC.

Pace Analytical Services, LLC
9800 Kincey Ave. Suite 100
Huntersville, NC 28078
(704)875-9092

QUALITY CONTROL DATA

Project: Hammond AP-1
Pace Project No.: 92728841

MATRIX SPIKE & MATRIX SPIKE DUPLICATE: 4398180 4398181

Parameter	Units	92728841001 Result	MS Spike Conc.	MSD Spike Conc.	MS Result	MSD Result	MS % Rec	MSD % Rec	% Rec Limits	RPD	Max RPD	Qual
Arsenic	mg/L	0.21	0.1	0.1	0.31	0.32	93	104	75-125	3	20	
Barium	mg/L	0.042	0.1	0.1	0.14	0.13	94	92	75-125	1	20	
Beryllium	mg/L	ND	0.1	0.1	0.093	0.093	93	93	75-125	0	20	
Boron	mg/L	0.61	1	1	1.6	1.6	95	100	75-125	3	20	
Cadmium	mg/L	ND	0.1	0.1	0.094	0.095	94	95	75-125	1	20	
Chromium	mg/L	ND	0.1	0.1	0.092	0.094	92	94	75-125	2	20	
Cobalt	mg/L	0.029	0.1	0.1	0.12	0.12	90	91	75-125	1	20	
Lead	mg/L	ND	0.1	0.1	0.097	0.10	97	100	75-125	2	20	
Lithium	mg/L	0.048	0.1	0.1	0.14	0.14	97	96	75-125	0	20	
Molybdenum	mg/L	0.016	0.1	0.1	0.11	0.11	98	97	75-125	1	20	
Selenium	mg/L	0.0016J	0.1	0.1	0.10	0.10	99	102	75-125	3	20	
Thallium	mg/L	0.00048J	0.1	0.1	0.098	0.098	97	98	75-125	1	20	

Results presented on this page are in the units indicated by the "Units" column except where an alternate unit is presented to the right of the result.

REPORT OF LABORATORY ANALYSIS

This report shall not be reproduced, except in full,
without the written consent of Pace Analytical Services, LLC.

Pace Analytical Services, LLC
9800 Kincey Ave. Suite 100
Huntersville, NC 28078
(704)875-9092

QUALITY CONTROL DATA

Project: Hammond AP-1
Pace Project No.: 92728841

QC Batch: 852339 | Analysis Method: EPA 7470A
QC Batch Method: EPA 7470A | Analysis Description: 7470 Mercury
Laboratory: Pace Analytical Services - Peachtree Corners, GA
Associated Lab Samples: 92728841001, 92728841002, 92728841003, 92728841004, 92728841005, 92728841006, 92728841007, 92728841008

METHOD BLANK: 4398727 Matrix: Water
Associated Lab Samples: 92728841001, 92728841002, 92728841003, 92728841004, 92728841005, 92728841006, 92728841007, 92728841008

Parameter	Units	Blank Result	Reporting Limit	MDL	Analyzed	Qualifiers
Mercury	mg/L	ND	0.00020	0.00013	05/06/24 16:49	

LABORATORY CONTROL SAMPLE: 4398728

Parameter	Units	Spike Conc.	LCS Result	LCS % Rec	% Rec Limits	Qualifiers
Mercury	mg/L	0.0025	0.0025	101	80-120	

MATRIX SPIKE & MATRIX SPIKE DUPLICATE: 4398729 4398730

Parameter	Units	92728841003 Result	MS Spike Conc.	MSD Spike Conc.	MS Result	MSD Result	MS % Rec	MSD % Rec	% Rec Limits	RPD	Max RPD	Qual
Mercury	mg/L	ND	0.0025	0.0025	0.0024	0.0024	97	97	75-125	0	20	

Results presented on this page are in the units indicated by the "Units" column except where an alternate unit is presented to the right of the result.

REPORT OF LABORATORY ANALYSIS

This report shall not be reproduced, except in full,
without the written consent of Pace Analytical Services, LLC.

Pace Analytical Services, LLC
9800 Kincey Ave. Suite 100
Huntersville, NC 28078
(704)875-9092

QUALITY CONTROL DATA

Project: Hammond AP-1
Pace Project No.: 92728841

QC Batch: 852662 | Analysis Method: SM 2320B-2011
QC Batch Method: SM 2320B-2011 | Analysis Description: 2320B Alkalinity
Laboratory: Pace Analytical Services - Asheville
Associated Lab Samples: 92728841001, 92728841002, 92728841003, 92728841004, 92728841005, 92728841006, 92728841007

METHOD BLANK: 4400154 Matrix: Water
Associated Lab Samples: 92728841001, 92728841002, 92728841003, 92728841004, 92728841005, 92728841006, 92728841007

Parameter	Units	Blank Result	Reporting Limit	MDL	Analyzed	Qualifiers
Alkalinity, Total as CaCO3	mg/L	ND	5.0	5.0	05/07/24 14:10	
Alkalinity,Bicarbonate (CaCO3)	mg/L	ND	5.0	5.0	05/07/24 14:10	
Alkalinity,Carbonate (CaCO3)	mg/L	ND	5.0	5.0	05/07/24 14:10	

LABORATORY CONTROL SAMPLE: 4400155

Parameter	Units	Spike Conc.	LCS Result	LCS % Rec	% Rec Limits	Qualifiers
Alkalinity, Total as CaCO3	mg/L	50	51.8	104	80-120	

LABORATORY CONTROL SAMPLE: 4400156

Parameter	Units	Spike Conc.	LCS Result	LCS % Rec	% Rec Limits	Qualifiers
Alkalinity, Total as CaCO3	mg/L	50	52.3	105	80-120	

MATRIX SPIKE & MATRIX SPIKE DUPLICATE: 4400157 4400158

Parameter	Units	92727753001 Result	MS Spike Conc.	MSD Spike Conc.	MS Result	MSD Result	MS % Rec	MSD % Rec	% Rec Limits	RPD	Max RPD	Qual
Alkalinity, Total as CaCO3	mg/L	7.4	50	50	58.7	58.5	103	102	80-120	0	25	

MATRIX SPIKE & MATRIX SPIKE DUPLICATE: 4400159 4400160

Parameter	Units	92727753002 Result	MS Spike Conc.	MSD Spike Conc.	MS Result	MSD Result	MS % Rec	MSD % Rec	% Rec Limits	RPD	Max RPD	Qual
Alkalinity, Total as CaCO3	mg/L	ND	50	50	52.8	52.6	103	103	80-120	0	25	

Results presented on this page are in the units indicated by the "Units" column except where an alternate unit is presented to the right of the result.

REPORT OF LABORATORY ANALYSIS

This report shall not be reproduced, except in full,
without the written consent of Pace Analytical Services, LLC.

Pace Analytical Services, LLC
9800 Kincey Ave. Suite 100
Huntersville, NC 28078
(704)875-9092

QUALITY CONTROL DATA

Project: Hammond AP-1
Pace Project No.: 92728841

QC Batch: 852668
QC Batch Method: SM 2320B-2011
Analysis Method: SM 2320B-2011
Analysis Description: 2320B Alkalinity
Laboratory: Pace Analytical Services - Asheville
Associated Lab Samples: 92728841008

METHOD BLANK: 4400185 Matrix: Water
Associated Lab Samples: 92728841008

Parameter	Units	Blank Result	Reporting Limit	MDL	Analyzed	Qualifiers
Alkalinity, Total as CaCO3	mg/L	ND	5.0	5.0	05/07/24 17:22	
Alkalinity,Bicarbonate (CaCO3)	mg/L	ND	5.0	5.0	05/07/24 17:22	
Alkalinity,Carbonate (CaCO3)	mg/L	ND	5.0	5.0	05/07/24 17:22	

LABORATORY CONTROL SAMPLE: 4400186

Parameter	Units	Spike Conc.	LCS Result	LCS % Rec	% Rec Limits	Qualifiers
Alkalinity, Total as CaCO3	mg/L	50	50.4	101	80-120	

LABORATORY CONTROL SAMPLE: 4400187

Parameter	Units	Spike Conc.	LCS Result	LCS % Rec	% Rec Limits	Qualifiers
Alkalinity, Total as CaCO3	mg/L	50	51.3	103	80-120	

MATRIX SPIKE & MATRIX SPIKE DUPLICATE: 4400188 4400189

Parameter	Units	92727828002 Result	MS Spike Conc.	MSD Spike Conc.	MS Result	MSD Result	MS % Rec	MSD % Rec	% Rec Limits	RPD	Max RPD	Qual
Alkalinity, Total as CaCO3	mg/L	270	50	50	318	305	96	71	80-120	4	25	M1

MATRIX SPIKE & MATRIX SPIKE DUPLICATE: 4400190 4400191

Parameter	Units	92727828003 Result	MS Spike Conc.	MSD Spike Conc.	MS Result	MSD Result	MS % Rec	MSD % Rec	% Rec Limits	RPD	Max RPD	Qual
Alkalinity, Total as CaCO3	mg/L	284	50	50	335	326	103	84	80-120	3	25	

Results presented on this page are in the units indicated by the "Units" column except where an alternate unit is presented to the right of the result.

REPORT OF LABORATORY ANALYSIS

This report shall not be reproduced, except in full,
without the written consent of Pace Analytical Services, LLC.

Pace Analytical Services, LLC
9800 Kincey Ave. Suite 100
Huntersville, NC 28078
(704)875-9092

QUALITY CONTROL DATA

Project: Hammond AP-1
Pace Project No.: 92728841

QC Batch: 852725
QC Batch Method: SM 2540C-2015
Analysis Method: SM 2540C-2015
Analysis Description: 2540C Total Dissolved Solids
Laboratory: Pace Analytical Services - Asheville
Associated Lab Samples: 92728841001, 92728841002

METHOD BLANK: 4400519 Matrix: Water
Associated Lab Samples: 92728841001, 92728841002

Parameter	Units	Blank Result	Reporting Limit	MDL	Analyzed	Qualifiers
Total Dissolved Solids	mg/L	ND	25.0	25.0	05/07/24 15:47	

LABORATORY CONTROL SAMPLE: 4400520

Parameter	Units	Spike Conc.	LCS Result	LCS % Rec	% Rec Limits	Qualifiers
Total Dissolved Solids	mg/L	250	254	102	90-110	

SAMPLE DUPLICATE: 4400521

Parameter	Units	92728666001 Result	Dup Result	RPD	Max RPD	Qualifiers
Total Dissolved Solids	mg/L	84.0	89.0	6	25	

SAMPLE DUPLICATE: 4400522

Parameter	Units	92728671010 Result	Dup Result	RPD	Max RPD	Qualifiers
Total Dissolved Solids	mg/L	109	107	2	25	

Results presented on this page are in the units indicated by the "Units" column except where an alternate unit is presented to the right of the result.

REPORT OF LABORATORY ANALYSIS

This report shall not be reproduced, except in full,
without the written consent of Pace Analytical Services, LLC.

Pace Analytical Services, LLC
9800 Kincey Ave. Suite 100
Huntersville, NC 28078
(704)875-9092

QUALITY CONTROL DATA

Project: Hammond AP-1
Pace Project No.: 92728841

QC Batch: 852726 | Analysis Method: SM 2540C-2015
QC Batch Method: SM 2540C-2015 | Analysis Description: 2540C Total Dissolved Solids
Laboratory: Pace Analytical Services - Asheville
Associated Lab Samples: 92728841003, 92728841004, 92728841005, 92728841006, 92728841007, 92728841008

METHOD BLANK: 4400526 Matrix: Water
Associated Lab Samples: 92728841003, 92728841004, 92728841005, 92728841006, 92728841007, 92728841008

Parameter	Units	Blank Result	Reporting Limit	MDL	Analyzed	Qualifiers
Total Dissolved Solids	mg/L	ND	25.0	25.0	05/07/24 15:58	

LABORATORY CONTROL SAMPLE: 4400527

Parameter	Units	Spike Conc.	LCS Result	LCS % Rec	% Rec Limits	Qualifiers
Total Dissolved Solids	mg/L	250	256	102	90-110	

SAMPLE DUPLICATE: 4400528

Parameter	Units	92728841003 Result	Dup Result	RPD	Max RPD	Qualifiers
Total Dissolved Solids	mg/L	477	460	4	25	

SAMPLE DUPLICATE: 4400529

Parameter	Units	92728786001 Result	Dup Result	RPD	Max RPD	Qualifiers
Total Dissolved Solids	mg/L	1370	1360	0	25	

Results presented on this page are in the units indicated by the "Units" column except where an alternate unit is presented to the right of the result.

REPORT OF LABORATORY ANALYSIS

This report shall not be reproduced, except in full,
without the written consent of Pace Analytical Services, LLC.

Pace Analytical Services, LLC
9800 Kincey Ave. Suite 100
Huntersville, NC 28078
(704)875-9092

QUALITY CONTROL DATA

Project: Hammond AP-1
Pace Project No.: 92728841

QC Batch: 853221
QC Batch Method: SM 4500-S2D-2011
Analysis Method: SM 4500-S2D-2011
Analysis Description: 4500S2D Sulfide Water
Laboratory: Pace Analytical Services - Asheville
Associated Lab Samples: 92728841001, 92728841002, 92728841003, 92728841004, 92728841005, 92728841006, 92728841007, 92728841008

METHOD BLANK: 4403056 Matrix: Water
Associated Lab Samples: 92728841001, 92728841002, 92728841003, 92728841004, 92728841005, 92728841006, 92728841007, 92728841008

Parameter	Units	Blank Result	Reporting Limit	MDL	Analyzed	Qualifiers
Sulfide	mg/L	ND	0.10	0.022	05/09/24 04:40	

LABORATORY CONTROL SAMPLE: 4403057

Parameter	Units	Spike Conc.	LCS Result	LCS % Rec	% Rec Limits	Qualifiers
Sulfide	mg/L	0.5	0.54	109	80-120	

MATRIX SPIKE & MATRIX SPIKE DUPLICATE: 4403058 4403059

Parameter	Units	92728841007 Result	MS Spike Conc.	MSD Spike Conc.	MS Result	MSD Result	MS % Rec	MSD % Rec	% Rec Limits	RPD	Max RPD	Qual
Sulfide	mg/L	ND	0.5	0.5	0.55	0.56	109	113	80-120	3	10	

MATRIX SPIKE & MATRIX SPIKE DUPLICATE: 4403060 4403061

Parameter	Units	92728860002 Result	MS Spike Conc.	MSD Spike Conc.	MS Result	MSD Result	MS % Rec	MSD % Rec	% Rec Limits	RPD	Max RPD	Qual
Sulfide	mg/L	ND	0.5	0.5	0.46	0.52	92	104	80-120	12	10	R1

Results presented on this page are in the units indicated by the "Units" column except where an alternate unit is presented to the right of the result.

REPORT OF LABORATORY ANALYSIS

This report shall not be reproduced, except in full,
without the written consent of Pace Analytical Services, LLC.

Pace Analytical Services, LLC
9800 Kincey Ave. Suite 100
Huntersville, NC 28078
(704)875-9092

QUALITY CONTROL DATA

Project: Hammond AP-1
Pace Project No.: 92728841

QC Batch: 852564
QC Batch Method: EPA 300.0 Rev 2.1 1993
Analysis Method: EPA 300.0 Rev 2.1 1993
Analysis Description: 300.0 IC Anions
Laboratory: Pace Analytical Services - Asheville
Associated Lab Samples: 92728841001, 92728841002, 92728841003, 92728841004, 92728841005, 92728841006, 92728841007, 92728841008

METHOD BLANK: 4399708 Matrix: Water
Associated Lab Samples: 92728841001, 92728841002, 92728841003, 92728841004, 92728841005, 92728841006, 92728841007, 92728841008

Parameter	Units	Blank Result	Reporting Limit	MDL	Analyzed	Qualifiers
Chloride	mg/L	ND	1.0	0.60	05/07/24 12:54	
Fluoride	mg/L	ND	0.10	0.050	05/07/24 12:54	
Sulfate	mg/L	ND	1.0	0.50	05/07/24 12:54	

LABORATORY CONTROL SAMPLE: 4399709

Parameter	Units	Spike Conc.	LCS Result	LCS % Rec	% Rec Limits	Qualifiers
Chloride	mg/L	50	48.7	97	90-110	
Fluoride	mg/L	2.5	2.5	101	90-110	
Sulfate	mg/L	50	47.6	95	90-110	

MATRIX SPIKE & MATRIX SPIKE DUPLICATE: 4399710 4399711

Parameter	Units	92728841001 Result	MS Spike Conc.	MSD Spike Conc.	MS Result	MSD Result	MS % Rec	MSD % Rec	% Rec Limits	RPD	Max RPD	Qual
Chloride	mg/L	8.0	50	50	58.4	58.9	101	102	90-110	1	10	
Fluoride	mg/L	0.47	2.5	2.5	4.1	4.1	146	145	90-110	0	10	M1
Sulfate	mg/L	180	50	50	231	223	101	86	90-110	3	10	M1

MATRIX SPIKE & MATRIX SPIKE DUPLICATE: 4399712 4399713

Parameter	Units	92728877001 Result	MS Spike Conc.	MSD Spike Conc.	MS Result	MSD Result	MS % Rec	MSD % Rec	% Rec Limits	RPD	Max RPD	Qual
Chloride	mg/L	1.5	50	50	58.2	53.1	113	103	90-110	9	10	M1
Fluoride	mg/L	0.47	2.5	2.5	4.1	3.7	145	129	90-110	10	10	M1
Sulfate	mg/L	37.7	50	50	84.1	86.7	93	98	90-110	3	10	

Results presented on this page are in the units indicated by the "Units" column except where an alternate unit is presented to the right of the result.

REPORT OF LABORATORY ANALYSIS

This report shall not be reproduced, except in full,
without the written consent of Pace Analytical Services, LLC.

Pace Analytical Services, LLC
9800 Kincey Ave. Suite 100
Huntersville, NC 28078
(704)875-9092

QUALIFIERS

Project: Hammond AP-1
Pace Project No.: 92728841

DEFINITIONS

DF - Dilution Factor, if reported, represents the factor applied to the reported data due to dilution of the sample aliquot.

ND - Not Detected at or above adjusted reporting limit.

TNTC - Too Numerous To Count

J - Estimated concentration above the adjusted method detection limit and below the adjusted reporting limit.

MDL - Adjusted Method Detection Limit.

PQL - Practical Quantitation Limit.

RL - Reporting Limit - The lowest concentration value that meets project requirements for quantitative data with known precision and bias for a specific analyte in a specific matrix.

S - Surrogate

1,2-Diphenylhydrazine decomposes to and cannot be separated from Azobenzene using Method 8270. The result for each analyte is a combined concentration.

Consistent with EPA guidelines, unrounded data are displayed and have been used to calculate % recovery and RPD values.

LCS(D) - Laboratory Control Sample (Duplicate)

MS(D) - Matrix Spike (Duplicate)

DUP - Sample Duplicate

RPD - Relative Percent Difference

NC - Not Calculable.

SG - Silica Gel - Clean-Up

U - Indicates the compound was analyzed for, but not detected.

Acid preservation may not be appropriate for 2 Chloroethylvinyl ether.

A separate vial preserved to a pH of 4-5 is recommended in SW846 Chapter 4 for the analysis of Acrolein and Acrylonitrile by EPA Method 8260.

N-Nitrosodiphenylamine decomposes and cannot be separated from Diphenylamine using Method 8270. The result reported for each analyte is a combined concentration.

Reported results are not rounded until the final step prior to reporting. Therefore, calculated parameters that are typically reported as "Total" may vary slightly from the sum of the reported component parameters.

Pace Analytical is TNI accredited. Contact your Pace PM for the current list of accredited analytes.

TNI - The NELAC Institute.

ANALYTE QUALIFIERS

B	Analyte was detected in the associated method blank.
M1	Matrix spike recovery exceeded QC limits. Batch accepted based on laboratory control sample (LCS) recovery.
R1	RPD value was outside control limits.

This report shall not be reproduced, except in full,
without the written consent of Pace Analytical Services, LLC.

Pace Analytical Services, LLC
9800 Kincey Ave. Suite 100
Huntersville, NC 28078
(704)875-9092

QUALITY CONTROL DATA CROSS REFERENCE TABLE

Project: Hammond AP-1
Pace Project No.: 92728841

Lab ID	Sample ID	QC Batch Method	QC Batch	Analytical Method	Analytical Batch
92728841001	**HAM-INW-04**	EPA 3010A	852144	EPA 6010D	852161
92728841002	**HAM-INW-05**	EPA 3010A	852144	EPA 6010D	852161
92728841003	**HAM-PT-08**	EPA 3010A	852144	EPA 6010D	852161
92728841004	**HAM-PT-14**	EPA 3010A	852144	EPA 6010D	852161
92728841005	**HAM-PT-15**	EPA 3010A	852144	EPA 6010D	852161
92728841006	**HAM-AP1-EB-01**	EPA 3010A	852144	EPA 6010D	852161
92728841007	**HAM-AP1-FB-01**	EPA 3010A	852144	EPA 6010D	852161
92728841008	**HAM-AP1-FD-01**	EPA 3010A	852144	EPA 6010D	852161
92728841001	**HAM-INW-04**	EPA 3005A	852143	EPA 6020B	852177
92728841002	**HAM-INW-05**	EPA 3005A	852143	EPA 6020B	852177
92728841003	**HAM-PT-08**	EPA 3005A	852143	EPA 6020B	852177
92728841004	**HAM-PT-14**	EPA 3005A	852143	EPA 6020B	852177
92728841005	**HAM-PT-15**	EPA 3005A	852143	EPA 6020B	852177
92728841006	**HAM-AP1-EB-01**	EPA 3005A	852143	EPA 6020B	852177
92728841007	**HAM-AP1-FB-01**	EPA 3005A	852143	EPA 6020B	852177
92728841008	**HAM-AP1-FD-01**	EPA 3005A	852143	EPA 6020B	852177
92728841001	**HAM-INW-04**	EPA 7470A	852339	EPA 7470A	852477
92728841002	**HAM-INW-05**	EPA 7470A	852339	EPA 7470A	852477
92728841003	**HAM-PT-08**	EPA 7470A	852339	EPA 7470A	852477
92728841004	**HAM-PT-14**	EPA 7470A	852339	EPA 7470A	852477
92728841005	**HAM-PT-15**	EPA 7470A	852339	EPA 7470A	852477
92728841006	**HAM-AP1-EB-01**	EPA 7470A	852339	EPA 7470A	852477
92728841007	**HAM-AP1-FB-01**	EPA 7470A	852339	EPA 7470A	852477
92728841008	**HAM-AP1-FD-01**	EPA 7470A	852339	EPA 7470A	852477
92728841001	**HAM-INW-04**	SM 2320B-2011	852662		
92728841002	**HAM-INW-05**	SM 2320B-2011	852662		
92728841003	**HAM-PT-08**	SM 2320B-2011	852662		
92728841004	**HAM-PT-14**	SM 2320B-2011	852662		
92728841005	**HAM-PT-15**	SM 2320B-2011	852662		
92728841006	**HAM-AP1-EB-01**	SM 2320B-2011	852662		
92728841007	**HAM-AP1-FB-01**	SM 2320B-2011	852662		
92728841008	**HAM-AP1-FD-01**	SM 2320B-2011	852668		
92728841001	**HAM-INW-04**	SM 2540C-2015	852725		
92728841002	**HAM-INW-05**	SM 2540C-2015	852725		
92728841003	**HAM-PT-08**	SM 2540C-2015	852726		
92728841004	**HAM-PT-14**	SM 2540C-2015	852726		
92728841005	**HAM-PT-15**	SM 2540C-2015	852726		
92728841006	**HAM-AP1-EB-01**	SM 2540C-2015	852726		
92728841007	**HAM-AP1-FB-01**	SM 2540C-2015	852726		
92728841008	**HAM-AP1-FD-01**	SM 2540C-2015	852726		
92728841001	**HAM-INW-04**	SM 4500-S2D-2011	853221		
92728841002	**HAM-INW-05**	SM 4500-S2D-2011	853221		
92728841003	**HAM-PT-08**	SM 4500-S2D-2011	853221		
92728841004	**HAM-PT-14**	SM 4500-S2D-2011	853221		
92728841005	**HAM-PT-15**	SM 4500-S2D-2011	853221		

REPORT OF LABORATORY ANALYSIS

This report shall not be reproduced, except in full,
without the written consent of Pace Analytical Services, LLC.

Pace Analytical Services, LLC
9800 Kincey Ave. Suite 100
Huntersville, NC 28078
(704)875-9092

QUALITY CONTROL DATA CROSS REFERENCE TABLE

Project: Hammond AP-1
Pace Project No.: 92728841

Lab ID	Sample ID	QC Batch Method	QC Batch	Analytical Method	Analytical Batch
92728841006	**HAM-AP1-EB-01**	SM 4500-S2D-2011	853221		
92728841007	**HAM-AP1-FB-01**	SM 4500-S2D-2011	853221		
92728841008	**HAM-AP1-FD-01**	SM 4500-S2D-2011	853221		
92728841001	**HAM-INW-04**	EPA 300.0 Rev 2.1 1993	852564		
92728841002	**HAM-INW-05**	EPA 300.0 Rev 2.1 1993	852564		
92728841003	**HAM-PT-08**	EPA 300.0 Rev 2.1 1993	852564		
92728841004	**HAM-PT-14**	EPA 300.0 Rev 2.1 1993	852564		
92728841005	**HAM-PT-15**	EPA 300.0 Rev 2.1 1993	852564		
92728841006	**HAM-AP1-EB-01**	EPA 300.0 Rev 2.1 1993	852564		
92728841007	**HAM-AP1-FB-01**	EPA 300.0 Rev 2.1 1993	852564		
92728841008	**HAM-AP1-FD-01**	EPA 300.0 Rev 2.1 1993	852564		

This report shall not be reproduced, except in full,
without the written consent of Pace Analytical Services, LLC.

DC#_Title: ENV-FRM-HUN1-0083 v03_Sample Condition Upon Receipt

Effective Date: 12/01/2023

Laboratory receiving samples:
Asheville ☐ Eden ☐ Greenwood ☐ Huntersville ☐ Raleigh ☐ Mechanicsville ☐ Atlanta ☑ Kernersville ☐

Sample Condition Upon Receipt

Client Name: Ga Power

Project

WO# : 92728841

92728841

Courier: ☐ Commercial ☐ Fed Ex ☐ UPS ☐ USPS ☐ Client ☑ Pace ☐ Other:____

Custody Seal Present? ☑ Yes ☐ No Seals Intact? ☑ Yes ☐ No ☐ N/A

Date/Initials Person Examining Contents: 5/13/24 SLC

Packing Material: ☑ Bubble Wrap ☐ Bubble Bags ☐ None ☐ Other

Biological Tissue Frozen? ☐ Yes ☐ No ☑ N/A

Thermometer: ☑ IR Gun ID: 230

Type of Ice: ☑ Wet ☐ Blue ☐ None

Cooler Temp: 2.3 Correction Factor: Add/Subtract (°C) 0.0

Temp should be above freezing to 6°C
☐ Samples out of temp criteria. Samples on ice, cooling process has begun

Cooler Temp Corrected (°C): 2.3

USDA Regulated Soil (☐ N/A, water sample)
Did samples originate in a quarantine zone within the United States: CA, NY, or SC (check maps)? ☐ Yes ☐ No

Did samples originate from a foreign source (internationally, including Hawaii and Puerto Rico)? ☐ Yes ☐ No

				Comments/Discrepancy:
Chain of Custody Present?	☑ Yes	☐ No	☐ N/A	1.
Samples Arrived within Hold Time?	☑ Yes	☐ No	☐ N/A	2.
Short Hold Time Analysis (<72 hr.)?	☐ Yes	☑ No	☐ N/A	3.
Rush Turn Around Time Requested?	☐ Yes	☑ No	☐ N/A	4.
Sufficient Volume?	☑ Yes	☐ No	☐ N/A	5.
Correct Containers Used?	☑ Yes	☐ No	☐ N/A	6.
-Pace Containers Used?	☑ Yes	☐ No	☐ N/A	
Containers Intact?	☑ Yes	☐ No	☐ N/A	7.
Dissolved analysis: Samples Field Filtered?	☐ Yes	☐ No	☑ N/A	8.
Sample Labels Match COC?	☐ Yes	☑ No	☐ N/A	9.
-Includes Date/Time/ID/Analysis Matrix: W				
Headspace in VOA Vials (>5-6mm)?	☐ Yes	☐ No	☑ N/A	10.
Trip Blank Present?	☐ Yes	☐ No	☑ N/A	11.
Trip Blank Custody Seals Present?	☐ Yes	☐ No	☑ N/A	

5/13/24 SLC

Field Data Required? ☐ Yes ☐ No

COMMENTS/SAMPLE DISCREPANCY

Client crossed out 2 samplelines but still placed on seal them. Also HAM-API-FD-01 is not present but HAM-API-FD-02 is.

Lot ID of split containers:

CLIENT NOTIFICATION/RESOLUTION

Person contacted: _____ Date/Time: _____

Project Manager SCURF Review: _____ Date: _____

Project Manager SRF Review: _____ Date: _____

Qualtrax ID: 69614

WO#: 92728841

PM: BV Due Date: 05/10/24

CLIENT: 92- GP-HAM

*Check mark top half of box if pH and/or dechlorination is verified and within the acceptance range for preservation samples. Project #

Exceptions: VOA, Coliform, TOC, Oil and Grease, DRO/8015 (water) DOC, LLHg

**Bottom half of box is to list number of bottles

***Check all unpreserved Nitrates for chlorine

Item#	BP4U-125 mL Plastic Unpreserved (N/A) (Cl-)	BP3U-250 mL Plastic Unpreserved (N/A)	BP2U-500 mL Plastic Unpreserved (N/A)	BP1U-1 liter Plastic Unpreserved (N/A)	BP4S-125 mL Plastic H2SO4 (pH < 2) (Cl-)	BP3N-250 mL plastic HNO3 (pH < 2)	BP4Z-125 mL Plastic ZN Acetate & NaOH (>9)	BP4B-125 mL Plastic NaOH (pH > 12) (Cl-)	WGFU-Wide-mouthed Glass jar Unpreserved	AG1U-1 liter Amber Unpreserved (N/A) (Cl-)	AG1H-1 liter Amber HCl (pH < 2)	AG3U-250 mL Amber Unpreserved (N/A) (Cl-)	AG1S-1 liter Amber H2SO4 (pH < 2)	AG3S-250 mL Amber H2SO4 (pH < 2)	DG94-40 mL Amber NH4Cl (N/A)(Cl-)	DG9H-40 mL VOA HCl (N/A)	VG9T-40 mL VOA Na2S2O3 (N/A)	VG9U-40 mL VOA Unpreserved (N/A)	DG9V-40 mL VOA H3PO4 (N/A)	KP7U-50 mL Plastic Unpreserved (N/A)	V/GK (3 vials per kit)-VPH/Gas kit (N/A)	SP5T-125 mL Sterile Plastic (N/A – lab)	SP2T-250 mL Sterile Plastic (N/A – lab)		BP3R-250 mL Plastic (NH2)2SO4 (9.3-9.7)	AG0U-100 mL Amber Unpreserved (N/A) (Cl-)	VSGU-20 mL Scintillation vials (N/A)	DG9U-40 mL Amber Unpreserved vials (N/A)
1		2																											
2		2																											
3		2																											
4		2																											
5		2																											
6		2																											
7		2																											
8		2																											
9		2																											
10		2																											
11																													
12																													

pH Adjustment Log for Preserved Samples

Sample ID	Type of Preservative	pH upon receipt	Date preservation adjusted	Time preservation adjusted	Amount of Preservative added	Lot #

Note: Whenever there is a discrepancy affecting North Carolina compliance samples, a copy of this form will be sent to the North Carolina DENR Certification Office (i.e. Out of hold, incorrect preservative, out of temp, incorrect containers.

Pace Analytical

CHAIN-OF-CUSTODY / Analytical Request Document

The Chain-of-Custody is a LEGAL DOCUMENT. All relevant fields must be completed accurately.

Page: 1 of 1

Section A Required Client Information:		Section B Required Project Information:		Section C Invoice Information:	
Company:	GA Power	Report To:	SCS Contacts	Attention:	Southern Co.
Address:	Atlanta, GA	Copy To:	Geosyntec Contacts	Company Name:	
				Address:	
Email To:	SCS Contacts	Purchase Order No.:	GPC82474-C001	Pace Quote Reference:	
Phone:	Fax:	Project Name:	Hammond AP-1	Pace Project Manager:	Bonnie Vang
Requested Due Date/TAT:	5 day	Project Number:		Pace Profile #:	10839

REGULATORY AGENCY

☐ NPDES ☐ GROUND WATER ☐ DRINKING WATER

☐ UST ☐ RCRA ☑ OTHER CCR

Site Location STATE: GA

Section D Required Client Information

SAMPLE ID
(A-Z, 0-9 / ,-)
Sample IDs MUST BE UNIQUE

Valid Matrix Codes

MATRIX	CODE
DRINKING WATER	DW
WATER	WT
WASTE WATER	WW
PRODUCT	P
SOIL/SOLID	SL
OIL	OL
WIPE	WP
AIR	AR
OTHER	OT
TISSUE	TS

ITEM #	SAMPLE ID	MATRIX CODE (see valid codes to left)	SAMPLE TYPE (G=GRAB C=COMP)	COLLECTED COMPOSITE DATE	COLLECTED COMPOSITE TIME	COLLECTED COMPOSITE DATE	COLLECTED COMPOSITE TIME	SAMPLE TEMP AT COLLECTION	# OF CONTAINERS	Preservatives: Unpreserved	H_2SO_4	HNO_3	HCl	NaOH	$Na_2S_2O_3$	Methanol	Other	Analysis Test Y/N	Chloride, Fluoride, Sulfate	Full App. III and IV metals	Major Ions (Profile 10839-2)	TDS	Residual Chlorine (Y/N)	Pace Project No./ Lab I.D.
																		Requested Analysis Filtered (Y/N)	N	N	N	N		
1	HAM-INW-04	WG	G	5/2/2024	1416			21	5	3		1					1		X	X	X	X	N	
2	HAM-INW-05	WG	G	5/2/2024	0955			18	5	3		1					1		X	X	X	X	N	
3	~~HAM-PT-07~~ (DP 5-3-2024)	~~WG~~	~~G~~	~~5/1/2024~~	~~1745~~	ER	5/2/2024	~~20~~	~~5~~	~~3~~		~~1~~					~~1~~		~~X~~	~~X~~	~~X~~	~~X~~	~~N~~	
4	HAM-PT-08	WG	G	5/2/2024	1235			22	5	3		1					1		X	X	X	X	N	
5	~~HAM-PT-13~~ (DP 5-3-2024)	~~WG~~	~~G~~	~~5/1/2024~~	~~1737~~			~~19~~	~~5~~	~~3~~		~~1~~					~~1~~		~~X~~	~~X~~	~~X~~	~~X~~	~~N~~	
6	HAM-PT-14	WG	G	5/2/2024	1205			19	5	3		1					1		X	X	X	X	N	
7	HAM-PT-15	WG	G	5/2/2024	1540			22	5	3		1					1		X	X	X	X	N	
8	HAM-AP1-EB-01	WQ	G	5/2/2024	1520			20	5	3		1					1		X	X	X	X	N	
9	HAM-AP1-FB-01	WQ	G	5/2/2024	1515			20	5	3		1					1		X	X	X	X	N	
10	HAM-AP1-FD-01	WG	G	5/2/2024	0000			20	5	3		1					1		X	X	X	X	N	
11																								
12						ER	5/2/2024																	

ADDITIONAL COMMENTS	RELINQUISHED BY / AFFILIATION	DATE	TIME	ACCEPTED BY / AFFILIATION	DATE	TIME	SAMPLE CONDITIONS
Task Code: HAM-CCR-CA-20240502	Elisabeth Russell / Geosyntec	5/2/2024	1900	Anthony Gwatt / Geosyntec	5/2/2024	1900	
	Anthony Gwatt / Geosyntec	5/3/2024	1320	Ryan Williams / Pace	5/3/2024	1320	
	Ryan Williams / Pace	5/3/2024	1450		5/3	1450	

SAMPLER NAME AND SIGNATURE

PRINT Name of SAMPLER: Elisabeth Russell, Zain Webb / Geosyntec Consultants, Inc.

SIGNATURE of SAMPLER: Elisabeth Russell, Zain Webb DATE Signed (MM/DD/YY): 05/02/2024

Temp in °C	Received on Ice (Y/N)	Custody Sealed Cooler (Y/N)	Samples Intact (Y/N)

*Important Note: By signing this form you are accepting Pace's NET 30 day payment terms and agreeing to late charges of 1.5% per month for any invoices not paid within 30 days.

F-ALL-Q-020rev.07, 15-Feb-2007

Pace Analytical Services, LLC
9800 Kincey Ave. Suite 100
Huntersville, NC 28078
(704)875-9092

May 20, 2024

Kristen Jurinko
Southern Company
241 Ralph McGill Blvd NE
Bin 10160
Atlanta, GA 30308

RE: Project: Hammond AP-1
Pace Project No.: 92730250

Dear Kristen Jurinko:

Enclosed are the analytical results for sample(s) received by the laboratory on May 10, 2024. The results relate only to the samples included in this report. Results reported herein conform to the applicable TNI/NELAC Standards and the laboratory's Quality Manual, where applicable, unless otherwise noted in the body of the report.

The test results provided in this final report were generated by each of the following laboratories within the Pace Network:

- Pace Analytical Services - Asheville
- Pace Analytical Services - Peachtree Corners, GA

If you have any questions concerning this report, please feel free to contact me.

Sincerely,

Bonnie Vang

Bonnie Vang
bonnie.vang@pacelabs.com
704-977-0968
Project Manager

Enclosures

cc: Kip Gray, Geosyntec
Christine Hug, Geosyntec Consultants, Inc.
Thomas Kessler, Geosyntec Consultants
Whitney Law, Geosyntec Consultants
Laura Midkiff, Southern Company
Caroline Nelson, Geosyntec Consultants, Inc
Anthony Szwast, Geosyntec Consultants

This report shall not be reproduced, except in full,
without the written consent of Pace Analytical Services, LLC.

Pace Analytical Services, LLC
9800 Kincey Ave. Suite 100
Huntersville, NC 28078
(704)875-9092

CERTIFICATIONS

Project: Hammond AP-1
Pace Project No.: 92730250

Pace Analytical Services Asheville
2225 Riverside Drive, Asheville, NC 28804
Florida/NELAP Certification #: E87648
North Carolina Drinking Water Certification #: 37712
North Carolina Wastewater Certification #: 40
South Carolina Laboratory ID: 99030
South Carolina Certification #: 99030001
Virginia/VELAP Certification #: 460222

Pace Analytical Services Peachtree Corners
110 Technology Pkwy, Peachtree Corners, GA 30092
Florida DOH Certification #: E87315
Georgia DW Inorganics Certification #: 812
North Carolina Certification #: 381
South Carolina Certification #: 98011001
Virginia Certification #: 460204

REPORT OF LABORATORY ANALYSIS

This report shall not be reproduced, except in full,
without the written consent of Pace Analytical Services, LLC.

Pace Analytical Services, LLC
9800 Kincey Ave. Suite 100
Huntersville, NC 28078
(704)875-9092

SAMPLE SUMMARY

Project: Hammond AP-1
Pace Project No.: 92730250

Lab ID	Sample ID	Matrix	Date Collected	Date Received
92730250001	**HAM-PT-07**	Water	05/09/24 14:58	05/10/24 13:40
92730250002	**HAM-PT-13**	Water	05/09/24 16:45	05/10/24 13:40

This report shall not be reproduced, except in full,
without the written consent of Pace Analytical Services, LLC.

Pace Analytical Services, LLC
9800 Kincey Ave. Suite 100
Huntersville, NC 28078
(704)875-9092

SAMPLE ANALYTE COUNT

Project: Hammond AP-1
Pace Project No.: 92730250

Lab ID	Sample ID	Method	Analysts	Analytes Reported
92730250001	**HAM-PT-07**	EPA 6010D	DRB	6
		EPA 6020B	MT1	13
		EPA 7470A	VB	1
		SM 2540C-2015	DL1	1
		SM 2320B-2011	SMS	3
		SM 4500-S2D-2011	JP1	1
		EPA 300.0 Rev 2.1 1993	JCM	3
92730250002	**HAM-PT-13**	EPA 6010D	DRB	6
		EPA 6020B	MT1	13
		EPA 7470A	VB	1
		SM 2540C-2015	DL1	1
		SM 2320B-2011	SMS	3
		SM 4500-S2D-2011	JP1	1
		EPA 300.0 Rev 2.1 1993	JCM	3

PASI-A = Pace Analytical Services - Asheville
PASI-GA = Pace Analytical Services - Peachtree Corners, GA

REPORT OF LABORATORY ANALYSIS

This report shall not be reproduced, except in full,
without the written consent of Pace Analytical Services, LLC.

Pace Analytical Services, LLC
9800 Kincey Ave. Suite 100
Huntersville, NC 28078
(704)875-9092

SUMMARY OF DETECTION

Project: Hammond AP-1
Pace Project No.: 92730250

Lab Sample ID / Method	Client Sample ID / Parameters	Result	Units	Report Limit	Analyzed	Qualifiers
92730250001	**HAM-PT-07**					
EPA 6010D	Sodium	6.8	mg/L	1.0	05/15/24 22:05	
EPA 6010D	Iron	16.9	mg/L	0.040	05/14/24 17:10	
EPA 6010D	Manganese	3.2	mg/L	0.040	05/14/24 17:10	
EPA 6010D	Potassium	5.6	mg/L	0.50	05/14/24 17:10	
EPA 6010D	Calcium	98.0	mg/L	1.0	05/14/24 17:10	
EPA 6010D	Magnesium	12.5	mg/L	0.050	05/14/24 17:10	
EPA 6020B	Antimony	0.00059J	mg/L	0.0030	05/15/24 14:25	
EPA 6020B	Arsenic	0.30	mg/L	0.0050	05/15/24 14:25	
EPA 6020B	Barium	0.037	mg/L	0.0050	05/15/24 14:25	
EPA 6020B	Beryllium	0.00010J	mg/L	0.00050	05/15/24 14:25	
EPA 6020B	Boron	0.55	mg/L	0.040	05/15/24 14:25	
EPA 6020B	Cobalt	0.041	mg/L	0.0050	05/15/24 14:25	
EPA 6020B	Lithium	0.064	mg/L	0.030	05/15/24 14:25	
EPA 6020B	Molybdenum	0.010	mg/L	0.010	05/15/24 14:25	
SM 2540C-2015	Total Dissolved Solids	463	mg/L	25.0	05/14/24 12:37	
SM 2320B-2011	Alkalinity,Bicarbonate (CaCO3)	117	mg/L	5.0	05/17/24 19:33	
SM 2320B-2011	Alkalinity, Total as CaCO3	117	mg/L	5.0	05/17/24 19:33	
EPA 300.0 Rev 2.1 1993	Chloride	9.2	mg/L	1.0	05/14/24 00:00	
EPA 300.0 Rev 2.1 1993	Fluoride	0.33	mg/L	0.10	05/14/24 00:00	
EPA 300.0 Rev 2.1 1993	Sulfate	177	mg/L	4.0	05/14/24 03:34	
92730250002	**HAM-PT-13**					
EPA 6010D	Iron	15.5	mg/L	0.040	05/14/24 17:13	
EPA 6010D	Manganese	3.5	mg/L	0.040	05/14/24 17:13	
EPA 6010D	Potassium	5.0	mg/L	0.50	05/14/24 17:13	
EPA 6010D	Calcium	94.4	mg/L	1.0	05/14/24 17:13	
EPA 6010D	Magnesium	11.4	mg/L	0.050	05/14/24 17:13	
EPA 6010D	Sodium	6.9	mg/L	1.0	05/15/24 22:10	
EPA 6020B	Arsenic	0.30	mg/L	0.0050	05/15/24 14:29	
EPA 6020B	Barium	0.036	mg/L	0.0050	05/15/24 14:29	
EPA 6020B	Boron	0.54	mg/L	0.040	05/15/24 14:29	
EPA 6020B	Cobalt	0.026	mg/L	0.0050	05/15/24 14:29	
EPA 6020B	Lithium	0.061	mg/L	0.030	05/15/24 14:29	
EPA 6020B	Molybdenum	0.0095J	mg/L	0.010	05/15/24 14:29	
SM 2540C-2015	Total Dissolved Solids	472	mg/L	25.0	05/14/24 12:37	
SM 2320B-2011	Alkalinity,Bicarbonate (CaCO3)	106	mg/L	5.0	05/17/24 19:42	
SM 2320B-2011	Alkalinity, Total as CaCO3	106	mg/L	5.0	05/17/24 19:42	
EPA 300.0 Rev 2.1 1993	Chloride	9.0	mg/L	1.0	05/14/24 00:14	
EPA 300.0 Rev 2.1 1993	Fluoride	0.35	mg/L	0.10	05/14/24 00:14	
EPA 300.0 Rev 2.1 1993	Sulfate	195	mg/L	4.0	05/14/24 03:48	

REPORT OF LABORATORY ANALYSIS

This report shall not be reproduced, except in full,
without the written consent of Pace Analytical Services, LLC.

Pace Analytical Services, LLC
9800 Kincey Ave. Suite 100
Huntersville, NC 28078
(704)875-9092

ANALYTICAL RESULTS

Project: Hammond AP-1
Pace Project No.: 92730250

Sample: HAM-PT-07 **Lab ID: 92730250001** Collected: 05/09/24 14:58 Received: 05/10/24 13:40 Matrix: Water

Parameters	Results	Units	Report Limit	MDL	DF	Prepared	Analyzed	CAS No.	Qual
6010D ATL ICP	Analytical Method: EPA 6010D Preparation Method: EPA 3010A Pace Analytical Services - Peachtree Corners, GA								
Sodium	**6.8**	mg/L	1.0	0.58	1	05/10/24 17:49	05/15/24 22:05	7440-23-5	
Iron	**16.9**	mg/L	0.040	0.025	1	05/10/24 17:49	05/14/24 17:10	7439-89-6	
Manganese	**3.2**	mg/L	0.040	0.011	1	05/10/24 17:49	05/14/24 17:10	7439-96-5	
Potassium	**5.6**	mg/L	0.50	0.15	1	05/10/24 17:49	05/14/24 17:10	7440-09-7	
Calcium	**98.0**	mg/L	1.0	0.12	1	05/10/24 17:49	05/14/24 17:10	7440-70-2	
Magnesium	**12.5**	mg/L	0.050	0.012	1	05/10/24 17:49	05/14/24 17:10	7439-95-4	
6020 MET ICPMS	Analytical Method: EPA 6020B Preparation Method: EPA 3005A Pace Analytical Services - Peachtree Corners, GA								
Antimony	**0.00059J**	mg/L	0.0030	0.00054	1	05/11/24 13:00	05/15/24 14:25	7440-36-0	
Arsenic	**0.30**	mg/L	0.0050	0.00084	1	05/11/24 13:00	05/15/24 14:25	7440-38-2	
Barium	**0.037**	mg/L	0.0050	0.00047	1	05/11/24 13:00	05/15/24 14:25	7440-39-3	
Beryllium	**0.00010J**	mg/L	0.00050	0.000094	1	05/11/24 13:00	05/15/24 14:25	7440-41-7	
Boron	**0.55**	mg/L	0.040	0.012	1	05/11/24 13:00	05/15/24 14:25	7440-42-8	
Cadmium	ND	mg/L	0.00050	0.00010	1	05/11/24 13:00	05/15/24 14:25	7440-43-9	
Chromium	ND	mg/L	0.0050	0.0019	1	05/11/24 13:00	05/15/24 14:25	7440-47-3	
Cobalt	**0.041**	mg/L	0.0050	0.00032	1	05/11/24 13:00	05/15/24 14:25	7440-48-4	
Lead	ND	mg/L	0.0010	0.00016	1	05/11/24 13:00	05/15/24 14:25	7439-92-1	
Lithium	**0.064**	mg/L	0.030	0.0016	1	05/11/24 13:00	05/15/24 14:25	7439-93-2	
Molybdenum	**0.010**	mg/L	0.010	0.00062	1	05/11/24 13:00	05/15/24 14:25	7439-98-7	
Selenium	ND	mg/L	0.0050	0.00096	1	05/11/24 13:00	05/15/24 14:25	7782-49-2	
Thallium	ND	mg/L	0.0010	0.00038	1	05/11/24 13:00	05/15/24 14:25	7440-28-0	
7470 Mercury	Analytical Method: EPA 7470A Preparation Method: EPA 7470A Pace Analytical Services - Peachtree Corners, GA								
Mercury	ND	mg/L	0.00020	0.00013	1	05/16/24 17:00	05/17/24 09:15	7439-97-6	
2540C Total Dissolved Solids	Analytical Method: SM 2540C-2015 Pace Analytical Services - Peachtree Corners, GA								
Total Dissolved Solids	**463**	mg/L	25.0	25.0	1		05/14/24 12:37		
2320B Alkalinity	Analytical Method: SM 2320B-2011 Pace Analytical Services - Asheville								
Alkalinity,Bicarbonate (CaCO3)	**117**	mg/L	5.0	5.0	1		05/17/24 19:33		
Alkalinity,Carbonate (CaCO3)	ND	mg/L	5.0	5.0	1		05/17/24 19:33		
Alkalinity, Total as CaCO3	**117**	mg/L	5.0	5.0	1		05/17/24 19:33		
4500S2D Sulfide Water	Analytical Method: SM 4500-S2D-2011 Pace Analytical Services - Asheville								
Sulfide	ND	mg/L	0.10	0.022	1		05/11/24 02:08	18496-25-8	
300.0 IC Anions 28 Days	Analytical Method: EPA 300.0 Rev 2.1 1993 Pace Analytical Services - Asheville								
Chloride	**9.2**	mg/L	1.0	0.60	1		05/14/24 00:00	16887-00-6	

REPORT OF LABORATORY ANALYSIS

This report shall not be reproduced, except in full,
without the written consent of Pace Analytical Services, LLC.

Pace Analytical Services, LLC
9800 Kincey Ave. Suite 100
Huntersville, NC 28078
(704)875-9092

ANALYTICAL RESULTS

Project: Hammond AP-1
Pace Project No.: 92730250

Sample: HAM-PT-07 **Lab ID: 92730250001** Collected: 05/09/24 14:58 Received: 05/10/24 13:40 Matrix: Water

Parameters	Results	Units	Report Limit	MDL	DF	Prepared	Analyzed	CAS No.	Qual
300.0 IC Anions 28 Days	Analytical Method: EPA 300.0 Rev 2.1 1993 Pace Analytical Services - Asheville								
Fluoride	**0.33**	mg/L	0.10	0.050	1		05/14/24 00:00	16984-48-8	
Sulfate	**177**	mg/L	4.0	2.0	4		05/14/24 03:34	14808-79-8	

REPORT OF LABORATORY ANALYSIS

This report shall not be reproduced, except in full,
without the written consent of Pace Analytical Services, LLC.

Pace Analytical Services, LLC
9800 Kincey Ave. Suite 100
Huntersville, NC 28078
(704)875-9092

ANALYTICAL RESULTS

Project: Hammond AP-1
Pace Project No.: 92730250

Sample: HAM-PT-13 **Lab ID: 92730250002** Collected: 05/09/24 16:45 Received: 05/10/24 13:40 Matrix: Water

Parameters	Results	Units	Report Limit	MDL	DF	Prepared	Analyzed	CAS No.	Qual
6010D ATL ICP	Analytical Method: EPA 6010D Preparation Method: EPA 3010A Pace Analytical Services - Peachtree Corners, GA								
Iron	**15.5**	mg/L	0.040	0.025	1	05/10/24 17:49	05/14/24 17:13	7439-89-6	
Manganese	**3.5**	mg/L	0.040	0.011	1	05/10/24 17:49	05/14/24 17:13	7439-96-5	
Potassium	**5.0**	mg/L	0.50	0.15	1	05/10/24 17:49	05/14/24 17:13	7440-09-7	
Calcium	**94.4**	mg/L	1.0	0.12	1	05/10/24 17:49	05/14/24 17:13	7440-70-2	
Magnesium	**11.4**	mg/L	0.050	0.012	1	05/10/24 17:49	05/14/24 17:13	7439-95-4	
Sodium	**6.9**	mg/L	1.0	0.58	1	05/10/24 17:49	05/15/24 22:10	7440-23-5	
6020 MET ICPMS	Analytical Method: EPA 6020B Preparation Method: EPA 3005A Pace Analytical Services - Peachtree Corners, GA								
Antimony	ND	mg/L	0.0030	0.00054	1	05/11/24 13:00	05/15/24 14:29	7440-36-0	
Arsenic	**0.30**	mg/L	0.0050	0.00084	1	05/11/24 13:00	05/15/24 14:29	7440-38-2	
Barium	**0.036**	mg/L	0.0050	0.00047	1	05/11/24 13:00	05/15/24 14:29	7440-39-3	
Beryllium	ND	mg/L	0.00050	0.000094	1	05/11/24 13:00	05/15/24 14:29	7440-41-7	
Boron	**0.54**	mg/L	0.040	0.012	1	05/11/24 13:00	05/15/24 14:29	7440-42-8	
Cadmium	ND	mg/L	0.00050	0.00010	1	05/11/24 13:00	05/15/24 14:29	7440-43-9	
Chromium	ND	mg/L	0.0050	0.0019	1	05/11/24 13:00	05/15/24 14:29	7440-47-3	
Cobalt	**0.026**	mg/L	0.0050	0.00032	1	05/11/24 13:00	05/15/24 14:29	7440-48-4	
Lead	ND	mg/L	0.0010	0.00016	1	05/11/24 13:00	05/15/24 14:29	7439-92-1	
Lithium	**0.061**	mg/L	0.030	0.0016	1	05/11/24 13:00	05/15/24 14:29	7439-93-2	
Molybdenum	**0.0095J**	mg/L	0.010	0.00062	1	05/11/24 13:00	05/15/24 14:29	7439-98-7	
Selenium	ND	mg/L	0.0050	0.00096	1	05/11/24 13:00	05/15/24 14:29	7782-49-2	
Thallium	ND	mg/L	0.0010	0.00038	1	05/11/24 13:00	05/15/24 14:29	7440-28-0	
7470 Mercury	Analytical Method: EPA 7470A Preparation Method: EPA 7470A Pace Analytical Services - Peachtree Corners, GA								
Mercury	ND	mg/L	0.00020	0.00013	1	05/16/24 17:00	05/17/24 09:17	7439-97-6	
2540C Total Dissolved Solids	Analytical Method: SM 2540C-2015 Pace Analytical Services - Peachtree Corners, GA								
Total Dissolved Solids	**472**	mg/L	25.0	25.0	1		05/14/24 12:37		
2320B Alkalinity	Analytical Method: SM 2320B-2011 Pace Analytical Services - Asheville								
Alkalinity,Bicarbonate (CaCO3)	**106**	mg/L	5.0	5.0	1		05/17/24 19:42		
Alkalinity,Carbonate (CaCO3)	ND	mg/L	5.0	5.0	1		05/17/24 19:42		
Alkalinity, Total as CaCO3	**106**	mg/L	5.0	5.0	1		05/17/24 19:42		
4500S2D Sulfide Water	Analytical Method: SM 4500-S2D-2011 Pace Analytical Services - Asheville								
Sulfide	ND	mg/L	0.10	0.022	1		05/11/24 02:10	18496-25-8	
300.0 IC Anions 28 Days	Analytical Method: EPA 300.0 Rev 2.1 1993 Pace Analytical Services - Asheville								
Chloride	**9.0**	mg/L	1.0	0.60	1		05/14/24 00:14	16887-00-6	

REPORT OF LABORATORY ANALYSIS

This report shall not be reproduced, except in full,
without the written consent of Pace Analytical Services, LLC.

Pace Analytical Services, LLC
9800 Kincey Ave. Suite 100
Huntersville, NC 28078
(704)875-9092

ANALYTICAL RESULTS

Project: Hammond AP-1
Pace Project No.: 92730250

Sample: HAM-PT-13 **Lab ID: 92730250002** Collected: 05/09/24 16:45 Received: 05/10/24 13:40 Matrix: Water

Parameters	Results	Units	Report Limit	MDL	DF	Prepared	Analyzed	CAS No.	Qual
300.0 IC Anions 28 Days	Analytical Method: EPA 300.0 Rev 2.1 1993 Pace Analytical Services - Asheville								
Fluoride	**0.35**	mg/L	0.10	0.050	1		05/14/24 00:14	16984-48-8	
Sulfate	**195**	mg/L	4.0	2.0	4		05/14/24 03:48	14808-79-8	

REPORT OF LABORATORY ANALYSIS

This report shall not be reproduced, except in full,
without the written consent of Pace Analytical Services, LLC.

Pace Analytical Services, LLC
9800 Kincey Ave. Suite 100
Huntersville, NC 28078
(704)875-9092

QUALITY CONTROL DATA

Project: Hammond AP-1
Pace Project No.: 92730250

QC Batch: 853813
QC Batch Method: EPA 3010A
Analysis Method: EPA 6010D
Analysis Description: 6010D ATL
Laboratory: Pace Analytical Services - Peachtree Corners, GA
Associated Lab Samples: 92730250001, 92730250002

METHOD BLANK: 4406154 Matrix: Water
Associated Lab Samples: 92730250001, 92730250002

Parameter	Units	Blank Result	Reporting Limit	MDL	Analyzed	Qualifiers
Calcium	mg/L	ND	1.0	0.12	05/14/24 14:43	
Iron	mg/L	ND	0.040	0.025	05/14/24 14:43	
Magnesium	mg/L	ND	0.050	0.012	05/14/24 14:43	
Manganese	mg/L	ND	0.040	0.011	05/14/24 14:43	
Potassium	mg/L	ND	0.50	0.15	05/15/24 21:55	
Sodium	mg/L	ND	1.0	0.58	05/15/24 21:55	

LABORATORY CONTROL SAMPLE: 4406155

Parameter	Units	Spike Conc.	LCS Result	LCS % Rec	% Rec Limits	Qualifiers
Calcium	mg/L	1	0.95J	95	80-120	
Iron	mg/L	1	0.97	97	80-120	
Magnesium	mg/L	1	0.98	98	80-120	
Manganese	mg/L	1	0.96	96	80-120	
Potassium	mg/L	1	0.89	89	80-120	
Sodium	mg/L	1	0.94J	94	80-120	

MATRIX SPIKE & MATRIX SPIKE DUPLICATE: 4406156 4406157

Parameter	Units	92729900005 Result	MS Spike Conc.	MSD Spike Conc.	MS Result	MSD Result	MS % Rec	MSD % Rec	% Rec Limits	RPD	Max RPD	Qual
Calcium	mg/L	ND	1	1	1.3J	1.3J	94	98	75-125		20	
Iron	mg/L	ND	1	1	0.96	0.98	96	98	75-125	2	20	
Magnesium	mg/L	ND	1	1	1.0	1.0	95	98	75-125	2	20	
Manganese	mg/L	ND	1	1	1.1	1.1	101	99	75-125	2	20	
Potassium	mg/L	3370 ug/L	1	1	3.6	5.6	19	224	75-125	45	20	M1,R1
Sodium	mg/L	3680000 ug/L	1	1	3540	3590	-13800	-8670	75-125	1	20	M1

Results presented on this page are in the units indicated by the "Units" column except where an alternate unit is presented to the right of the result.

REPORT OF LABORATORY ANALYSIS

This report shall not be reproduced, except in full,
without the written consent of Pace Analytical Services, LLC.

Pace Analytical Services, LLC
9800 Kincey Ave. Suite 100
Huntersville, NC 28078
(704)875-9092

QUALITY CONTROL DATA

Project: Hammond AP-1
Pace Project No.: 92730250

QC Batch: 853920
QC Batch Method: EPA 3005A
Analysis Method: EPA 6020B
Analysis Description: 6020 MET
Laboratory: Pace Analytical Services - Peachtree Corners, GA
Associated Lab Samples: 92730250001, 92730250002

METHOD BLANK: 4406560 Matrix: Water
Associated Lab Samples: 92730250001, 92730250002

Parameter	Units	Blank Result	Reporting Limit	MDL	Analyzed	Qualifiers
Antimony	mg/L	ND	0.0030	0.00054	05/15/24 13:55	
Arsenic	mg/L	ND	0.0050	0.00084	05/15/24 13:55	
Barium	mg/L	ND	0.0050	0.00047	05/15/24 13:55	
Beryllium	mg/L	ND	0.00050	0.000094	05/15/24 13:55	
Boron	mg/L	ND	0.040	0.012	05/15/24 13:55	
Cadmium	mg/L	ND	0.00050	0.00010	05/15/24 13:55	
Chromium	mg/L	ND	0.0050	0.0019	05/15/24 13:55	
Cobalt	mg/L	ND	0.0050	0.00032	05/15/24 13:55	
Lead	mg/L	ND	0.0010	0.00016	05/15/24 13:55	
Lithium	mg/L	ND	0.030	0.0016	05/15/24 13:55	
Molybdenum	mg/L	ND	0.010	0.00062	05/15/24 13:55	
Selenium	mg/L	ND	0.0050	0.00096	05/15/24 13:55	
Thallium	mg/L	ND	0.0010	0.00038	05/15/24 13:55	

LABORATORY CONTROL SAMPLE: 4406561

Parameter	Units	Spike Conc.	LCS Result	LCS % Rec	% Rec Limits	Qualifiers
Antimony	mg/L	0.1	0.11	106	80-120	
Arsenic	mg/L	0.1	0.10	103	80-120	
Barium	mg/L	0.1	0.10	102	80-120	
Beryllium	mg/L	0.1	0.11	109	80-120	
Boron	mg/L	1	1.1	105	80-120	
Cadmium	mg/L	0.1	0.10	103	80-120	
Chromium	mg/L	0.1	0.10	103	80-120	
Cobalt	mg/L	0.1	0.10	102	80-120	
Lead	mg/L	0.1	0.10	105	80-120	
Lithium	mg/L	0.1	0.11	110	80-120	
Molybdenum	mg/L	0.1	0.11	106	80-120	
Selenium	mg/L	0.1	0.10	104	80-120	
Thallium	mg/L	0.1	0.10	101	80-120	

MATRIX SPIKE & MATRIX SPIKE DUPLICATE: 4406562 4406563

Parameter	Units	92730292001 Result	MS Spike Conc.	MSD Spike Conc.	MS Result	MSD Result	MS % Rec	MSD % Rec	% Rec Limits	RPD	Max RPD	Qual
Antimony	mg/L	0.78J ug/L	0.1	0.1	0.11	0.11	107	105	75-125	2	20	
Arsenic	mg/L	1.9J ug/L	0.1	0.1	0.11	0.11	107	104	75-125	3	20	

Results presented on this page are in the units indicated by the "Units" column except where an alternate unit is presented to the right of the result.

REPORT OF LABORATORY ANALYSIS

This report shall not be reproduced, except in full,
without the written consent of Pace Analytical Services, LLC.

Pace Analytical Services, LLC
9800 Kincey Ave. Suite 100
Huntersville, NC 28078
(704)875-9092

QUALITY CONTROL DATA

Project: Hammond AP-1
Pace Project No.: 92730250

MATRIX SPIKE & MATRIX SPIKE DUPLICATE: 4406562 4406563

Parameter	Units	92730292001 Result	MS Spike Conc.	MSD Spike Conc.	MS Result	MSD Result	MS % Rec	MSD % Rec	% Rec Limits	RPD	Max RPD	Qual
Barium	mg/L	82.1J ug/L	0.1	0.1	0.19	0.19	108	103	75-125	2	20	
Beryllium	mg/L	ND	0.1	0.1	0.10	0.10	103	102	75-125	1	20	
Boron	mg/L	19.1J ug/L	1	1	1.0	1.0	101	99	75-125	1	20	
Cadmium	mg/L	ND	0.1	0.1	0.10	0.10	104	103	75-125	1	20	
Chromium	mg/L	4.3J ug/L	0.1	0.1	0.11	0.11	106	104	75-125	2	20	
Cobalt	mg/L	ND	0.1	0.1	0.10	0.10	103	103	75-125	0	20	
Lead	mg/L	0.19J ug/L	0.1	0.1	0.10	0.10	103	102	75-125	1	20	
Lithium	mg/L	ND	0.1	0.1	0.10	0.10	103	101	75-125	2	20	
Molybdenum	mg/L	ND	0.1	0.1	0.11	0.11	107	107	75-125	0	20	
Selenium	mg/L	ND	0.1	0.1	0.11	0.10	106	103	75-125	3	20	
Thallium	mg/L	ND	0.1	0.1	0.10	0.099	101	99	75-125	2	20	

Results presented on this page are in the units indicated by the "Units" column except where an alternate unit is presented to the right of the result.

REPORT OF LABORATORY ANALYSIS

This report shall not be reproduced, except in full,
without the written consent of Pace Analytical Services, LLC.

Pace Analytical Services, LLC
9800 Kincey Ave. Suite 100
Huntersville, NC 28078
(704)875-9092

QUALITY CONTROL DATA

Project: Hammond AP-1
Pace Project No.: 92730250

QC Batch: 855047
QC Batch Method: EPA 7470A
Analysis Method: EPA 7470A
Analysis Description: 7470 Mercury
Laboratory: Pace Analytical Services - Peachtree Corners, GA
Associated Lab Samples: 92730250001, 92730250002

METHOD BLANK: 4411728 Matrix: Water
Associated Lab Samples: 92730250001, 92730250002

Parameter	Units	Blank Result	Reporting Limit	MDL	Analyzed	Qualifiers
Mercury	mg/L	ND	0.00020	0.00013	05/17/24 08:16	

LABORATORY CONTROL SAMPLE: 4411729

Parameter	Units	Spike Conc.	LCS Result	LCS % Rec	% Rec Limits	Qualifiers
Mercury	mg/L	0.0025	0.0023	92	80-120	

MATRIX SPIKE & MATRIX SPIKE DUPLICATE: 4411730 4411731

Parameter	Units	92729900001 Result	MS Spike Conc.	MSD Spike Conc.	MS Result	MSD Result	MS % Rec	MSD % Rec	% Rec Limits	RPD	Max RPD	Qual
Mercury	mg/L	ND	0.0025	0.0025	0.0022	0.0023	88	92	75-125	4	20	

Results presented on this page are in the units indicated by the "Units" column except where an alternate unit is presented to the right of the result.

REPORT OF LABORATORY ANALYSIS

This report shall not be reproduced, except in full,
without the written consent of Pace Analytical Services, LLC.

Pace Analytical Services, LLC
9800 Kincey Ave. Suite 100
Huntersville, NC 28078
(704)875-9092

QUALITY CONTROL DATA

Project: Hammond AP-1
Pace Project No.: 92730250

QC Batch: 854348
QC Batch Method: SM 2540C-2015
Analysis Method: SM 2540C-2015
Analysis Description: 2540C Total Dissolved Solids
Laboratory: Pace Analytical Services - Peachtree Corners, GA
Associated Lab Samples: 92730250001, 92730250002

METHOD BLANK: 4408261 Matrix: Water
Associated Lab Samples: 92730250001, 92730250002

Parameter	Units	Blank Result	Reporting Limit	MDL	Analyzed	Qualifiers
Total Dissolved Solids	mg/L	ND	25.0	25.0	05/14/24 12:36	

LABORATORY CONTROL SAMPLE: 4408262

Parameter	Units	Spike Conc.	LCS Result	LCS % Rec	% Rec Limits	Qualifiers
Total Dissolved Solids	mg/L	400	399	100	80-120	

SAMPLE DUPLICATE: 4408263

Parameter	Units	92730149001 Result	Dup Result	RPD	Max RPD	Qualifiers
Total Dissolved Solids	mg/L	125	125	0	10	

Results presented on this page are in the units indicated by the "Units" column except where an alternate unit is presented to the right of the result.

REPORT OF LABORATORY ANALYSIS

This report shall not be reproduced, except in full,
without the written consent of Pace Analytical Services, LLC.

Pace Analytical Services, LLC
9800 Kincey Ave. Suite 100
Huntersville, NC 28078
(704)875-9092

QUALITY CONTROL DATA

Project: Hammond AP-1
Pace Project No.: 92730250

QC Batch: 855114
QC Batch Method: SM 2320B-2011
Analysis Method: SM 2320B-2011
Analysis Description: 2320B Alkalinity
Laboratory: Pace Analytical Services - Asheville
Associated Lab Samples: 92730250001, 92730250002

METHOD BLANK: 4412185 Matrix: Water
Associated Lab Samples: 92730250001, 92730250002

Parameter	Units	Blank Result	Reporting Limit	MDL	Analyzed	Qualifiers
Alkalinity, Total as CaCO3	mg/L	ND	5.0	5.0	05/17/24 16:58	
Alkalinity,Bicarbonate (CaCO3)	mg/L	ND	5.0	5.0	05/17/24 16:58	
Alkalinity,Carbonate (CaCO3)	mg/L	ND	5.0	5.0	05/17/24 16:58	

LABORATORY CONTROL SAMPLE: 4412186

Parameter	Units	Spike Conc.	LCS Result	LCS % Rec	% Rec Limits	Qualifiers
Alkalinity, Total as CaCO3	mg/L	50	50.3	101	80-120	

LABORATORY CONTROL SAMPLE: 4412187

Parameter	Units	Spike Conc.	LCS Result	LCS % Rec	% Rec Limits	Qualifiers
Alkalinity, Total as CaCO3	mg/L	50	49.5	99	80-120	

MATRIX SPIKE & MATRIX SPIKE DUPLICATE: 4412190 4412191

Parameter	Units	92731061002 Result	MS Spike Conc.	MSD Spike Conc.	MS Result	MSD Result	MS % Rec	MSD % Rec	% Rec Limits	RPD	Max RPD	Qual
Alkalinity, Total as CaCO3	mg/L	71.7	50	50	124	122	104	101	80-120	1	25	

MATRIX SPIKE & MATRIX SPIKE DUPLICATE: 4414712 4414713

Parameter	Units	92729999001 Result	MS Spike Conc.	MSD Spike Conc.	MS Result	MSD Result	MS % Rec	MSD % Rec	% Rec Limits	RPD	Max RPD	Qual
Alkalinity, Total as CaCO3	mg/L	52.3	50	50	88.4	86.8	72	69	80-120	2	25	M1

Results presented on this page are in the units indicated by the "Units" column except where an alternate unit is presented to the right of the result.

REPORT OF LABORATORY ANALYSIS

This report shall not be reproduced, except in full,
without the written consent of Pace Analytical Services, LLC.

Pace Analytical Services, LLC
9800 Kincey Ave. Suite 100
Huntersville, NC 28078
(704)875-9092

QUALITY CONTROL DATA

Project: Hammond AP-1
Pace Project No.: 92730250

QC Batch: 853854
QC Batch Method: SM 4500-S2D-2011
Analysis Method: SM 4500-S2D-2011
Analysis Description: 4500S2D Sulfide Water
Laboratory: Pace Analytical Services - Asheville
Associated Lab Samples: 92730250001, 92730250002

METHOD BLANK: 4406359 Matrix: Water
Associated Lab Samples: 92730250001, 92730250002

Parameter	Units	Blank Result	Reporting Limit	MDL	Analyzed	Qualifiers
Sulfide	mg/L	ND	0.10	0.022	05/11/24 01:56	

LABORATORY CONTROL SAMPLE: 4406360

Parameter	Units	Spike Conc.	LCS Result	LCS % Rec	% Rec Limits	Qualifiers
Sulfide	mg/L	0.5	0.49	98	80-120	

MATRIX SPIKE & MATRIX SPIKE DUPLICATE: 4406361 4406362

Parameter	Units	92729816001 Result	MS Spike Conc.	MSD Spike Conc.	MS Result	MSD Result	MS % Rec	MSD % Rec	% Rec Limits	RPD	Max RPD	Qual
Sulfide	mg/L	ND	0.5	0.5	0.57	0.58	106	109	80-120	3	10	

MATRIX SPIKE & MATRIX SPIKE DUPLICATE: 4406363 4406364

Parameter	Units	92729816003 Result	MS Spike Conc.	MSD Spike Conc.	MS Result	MSD Result	MS % Rec	MSD % Rec	% Rec Limits	RPD	Max RPD	Qual
Sulfide	mg/L	ND	0.5	0.5	0.54	0.54	106	107	80-120	1	10	

Results presented on this page are in the units indicated by the "Units" column except where an alternate unit is presented to the right of the result.

REPORT OF LABORATORY ANALYSIS

This report shall not be reproduced, except in full,
without the written consent of Pace Analytical Services, LLC.

Pace Analytical Services, LLC
9800 Kincey Ave. Suite 100
Huntersville, NC 28078
(704)875-9092

QUALITY CONTROL DATA

Project: Hammond AP-1
Pace Project No.: 92730250

QC Batch: 854169
QC Batch Method: EPA 300.0 Rev 2.1 1993
Analysis Method: EPA 300.0 Rev 2.1 1993
Analysis Description: 300.0 IC Anions
Laboratory: Pace Analytical Services - Asheville
Associated Lab Samples: 92730250001, 92730250002

METHOD BLANK: 4407338 Matrix: Water
Associated Lab Samples: 92730250001, 92730250002

Parameter	Units	Blank Result	Reporting Limit	MDL	Analyzed	Qualifiers
Chloride	mg/L	ND	1.0	0.60	05/13/24 18:31	
Fluoride	mg/L	ND	0.10	0.050	05/13/24 18:31	
Sulfate	mg/L	ND	1.0	0.50	05/13/24 18:31	

LABORATORY CONTROL SAMPLE: 4407339

Parameter	Units	Spike Conc.	LCS Result	LCS % Rec	% Rec Limits	Qualifiers
Chloride	mg/L	50	49.5	99	90-110	
Fluoride	mg/L	2.5	2.4	95	90-110	
Sulfate	mg/L	50	49.6	99	90-110	

MATRIX SPIKE & MATRIX SPIKE DUPLICATE: 4407340 4407341

Parameter	Units	92730282001 Result	MS Spike Conc.	MSD Spike Conc.	MS Result	MSD Result	MS % Rec	MSD % Rec	% Rec Limits	RPD	Max RPD	Qual
Chloride	mg/L	907	50	50	942	940	71	66	90-110	0	10	M1
Fluoride	mg/L	ND	2.5	2.5	ND	ND	0	0	90-110		10	D3,M1
Sulfate	mg/L	171	50	50	211	211	81	81	90-110	0	10	M1

Results presented on this page are in the units indicated by the "Units" column except where an alternate unit is presented to the right of the result.

REPORT OF LABORATORY ANALYSIS

This report shall not be reproduced, except in full,
without the written consent of Pace Analytical Services, LLC.

Pace Analytical Services, LLC
9800 Kincey Ave. Suite 100
Huntersville, NC 28078
(704)875-9092

QUALIFIERS

Project: Hammond AP-1
Pace Project No.: 92730250

DEFINITIONS

DF - Dilution Factor, if reported, represents the factor applied to the reported data due to dilution of the sample aliquot.

ND - Not Detected at or above adjusted reporting limit.

TNTC - Too Numerous To Count

J - Estimated concentration above the adjusted method detection limit and below the adjusted reporting limit.

MDL - Adjusted Method Detection Limit.

PQL - Practical Quantitation Limit.

RL - Reporting Limit - The lowest concentration value that meets project requirements for quantitative data with known precision and bias for a specific analyte in a specific matrix.

S - Surrogate

1,2-Diphenylhydrazine decomposes to and cannot be separated from Azobenzene using Method 8270. The result for each analyte is a combined concentration.

Consistent with EPA guidelines, unrounded data are displayed and have been used to calculate % recovery and RPD values.

LCS(D) - Laboratory Control Sample (Duplicate)

MS(D) - Matrix Spike (Duplicate)

DUP - Sample Duplicate

RPD - Relative Percent Difference

NC - Not Calculable.

SG - Silica Gel - Clean-Up

U - Indicates the compound was analyzed for, but not detected.

Acid preservation may not be appropriate for 2 Chloroethylvinyl ether.

A separate vial preserved to a pH of 4-5 is recommended in SW846 Chapter 4 for the analysis of Acrolein and Acrylonitrile by EPA Method 8260.

N-Nitrosodiphenylamine decomposes and cannot be separated from Diphenylamine using Method 8270. The result reported for each analyte is a combined concentration.

Reported results are not rounded until the final step prior to reporting. Therefore, calculated parameters that are typically reported as "Total" may vary slightly from the sum of the reported component parameters.

Pace Analytical is TNI accredited. Contact your Pace PM for the current list of accredited analytes.

TNI - The NELAC Institute.

ANALYTE QUALIFIERS

D3	Sample was diluted due to the presence of high levels of non-target analytes or other matrix interference.
M1	Matrix spike recovery exceeded QC limits. Batch accepted based on laboratory control sample (LCS) recovery.
R1	RPD value was outside control limits.

This report shall not be reproduced, except in full,
without the written consent of Pace Analytical Services, LLC.

Pace Analytical Services, LLC
9800 Kincey Ave. Suite 100
Huntersville, NC 28078
(704)875-9092

QUALITY CONTROL DATA CROSS REFERENCE TABLE

Project: Hammond AP-1
Pace Project No.: 92730250

Lab ID	Sample ID	QC Batch Method	QC Batch	Analytical Method	Analytical Batch
92730250001	**HAM-PT-07**	EPA 3010A	853813	EPA 6010D	853829
92730250002	**HAM-PT-13**	EPA 3010A	853813	EPA 6010D	853829
92730250001	**HAM-PT-07**	EPA 3005A	853920	EPA 6020B	853946
92730250002	**HAM-PT-13**	EPA 3005A	853920	EPA 6020B	853946
92730250001	**HAM-PT-07**	EPA 7470A	855047	EPA 7470A	855155
92730250002	**HAM-PT-13**	EPA 7470A	855047	EPA 7470A	855155
92730250001	**HAM-PT-07**	SM 2540C-2015	854348		
92730250002	**HAM-PT-13**	SM 2540C-2015	854348		
92730250001	**HAM-PT-07**	SM 2320B-2011	855114		
92730250002	**HAM-PT-13**	SM 2320B-2011	855114		
92730250001	**HAM-PT-07**	SM 4500-S2D-2011	853854		
92730250002	**HAM-PT-13**	SM 4500-S2D-2011	853854		
92730250001	**HAM-PT-07**	EPA 300.0 Rev 2.1 1993	854169		
92730250002	**HAM-PT-13**	EPA 300.0 Rev 2.1 1993	854169		

This report shall not be reproduced, except in full,
without the written consent of Pace Analytical Services, LLC.

DC#_Title: ENV-FRM-HUN1-0083 v03_Sample Condition Upon Receipt

Effective Date: 12/01/2023

Laboratory receiving samples:
Asheville ☐ Eden ☐ Greenwood ☐ Huntersville ☐ Raleigh ☐ Mechanicsville ☐ Atlanta ☑ Kernersville ☐

Sample Condition Upon Receipt

Client Name: Georgia Power

Project #:

WO#: 92730250

Courier: ☐ Commercial ☑ Fed Ex ☐ UPS ☐ USPS ☑ Pace ☐ Other:____ ☐ Client

Custody Seal Present? ☐ Yes ☑ No Seals Intact? ☐ Yes ☐ No ☑ N/A

Date/Initials Person Examining Contents: 5/10/24 CH

Packing Material: ☐ Bubble Wrap ☐ Bubble Bags ☑ None ☐ Other

Biological Tissue Frozen? ☐ Yes ☐ No ☑ N/A

Thermometer: ☑ IR Gun ID: 083

Type of Ice: ☑ Wet ☐ Blue ☐ None

Cooler Temp: 2.1 Correction Factor: Add/Subtract (°C) -0.1

Temp should be above freezing to 6°C
☐ Samples out of temp criteria. Samples on ice, cooling process has begun

Cooler Temp Corrected (°C): 2.2

USDA Regulated Soil (☐ N/A, water sample)
Did samples originate in a quarantine zone within the United States: CA, NY, or SC (check maps)? ☐ Yes ☐ No

Did samples originate from a foreign source (internationally, including Hawaii and Puerto Rico)? ☐ Yes ☐ No

				Comments/Discrepancy:
Chain of Custody Present?	☑ Yes	☐ No	☐ N/A	1.
Samples Arrived within Hold Time?	☑ Yes	☐ No	☐ N/A	2.
Short Hold Time Analysis (<72 hr.)?	☐ Yes	☑ No	☐ N/A	3.
Rush Turn Around Time Requested?	☐ Yes	☑ No	☐ N/A	4.
Sufficient Volume?	☑ Yes	☐ No	☐ N/A	5.
Correct Containers Used?	☑ Yes	☐ No	☐ N/A	6.
-Pace Containers Used?	☑ Yes	☐ No	☐ N/A	
Containers Intact?	☑ Yes	☐ No	☐ N/A	7.
Dissolved analysis: Samples Field Filtered?	☐ Yes	☐ No	☑ N/A	8.
Sample Labels Match COC?	☑ Yes	☐ No	☐ N/A	9.
-Includes Date/Time/ID/Analysis Matrix: WT				
Headspace in VOA Vials (>5-6mm)?	☐ Yes	☐ No	☑ N/A	10.
Trip Blank Present?	☐ Yes	☐ No	☑ N/A	11.
Trip Blank Custody Seals Present?	☐ Yes	☐ No	☑ N/A	

COMMENTS/SAMPLE DISCREPANCY

Field Data Required? ☐ Yes ☐ No

Lot ID of split containers:

CLIENT NOTIFICATION/RESOLUTION

Person contacted: Date/Time:

Project Manager SCURF Review: Date:

Project Manager SRF Review: Date:

WO#: 92730250

PM: BV Due Date: 05/24/24

CLIENT: 92- GP-HAM

*Check mark top half of box if pH and/or dechlorination is verified and within the acceptance range for preservation samples.

Project #

Exceptions: VOA, Coliform, TOC, Oil and Grease, DRO/8015 (water) DOC, LLHg

**Bottom half of box is to list number of bottles

***Check all unpreserved Nitrates for chlorine

Item#	BP4U-125 mL Plastic Unpreserved (N/A) (Cl-)	BP3U-250 mL Plastic Unpreserved (N/A)	BP2U-500 mL Plastic Unpreserved (N/A)	BP1U-1 liter Plastic Unpreserved (N/A)	BP4S-125 mL Plastic H2SO4 (pH < 2) (Cl-)	BP3N-250 mL plastic HNO3 (pH < 2)	BP4Z-125 mL Plastic ZN Acetate & NaOH (>9)	BP4B-125 mL Plastic NaOH (pH > 12) (Cl-)	WGFU-Wide-mouthed Glass jar Unpreserved	AG1U-1 liter Amber Unpreserved (N/A) (Cl-)	AG1H-1 liter Amber HCl (pH < 2)	AG3U-250 mL Amber Unpreserved (N/A) (Cl-)	AG1S-1 liter Amber H2SO4 (pH < 2)	AG3S-250 mL Amber H2SO4 (pH < 2)	DG94-40 mL Amber NH4Cl (N/A)(Cl-)	DG9H-40 mL VOA HCl (N/A)	VG9T-40 mL VOA Na2S2O3 (N/A)	VG9U-40 mL VOA Unpreserved (N/A)	DG9V-40 mL VOA H3PO4 (N/A)	KP7U-50 mL Plastic Unpreserved (N/A)	V/GK (3 vials per kit)-VPH/Gas kit (N/A)	SP5T-125 mL Sterile Plastic (N/A – lab)	SP2T-250 mL Sterile Plastic (N/A – lab)		BP3R-250 mL Plastic (NH2)2SO4 (9.3-9.7)	AG0U-100 mL Amber Unpreserved (N/A) (Cl-)	VSGU-20 mL Scintillation vials (N/A)	DG9U-40 mL Amber Unpreserved vials (N/A)
1		2	1			1	1																						
2		2	1			1	1																						
3																													
4																													
5																													
6																													
7																													
8																													
9																													
10																													
11																													
12																													

pH Adjustment Log for Preserved Samples

Sample ID	Type of Preservative	pH upon receipt	Date preservation adjusted	Time preservation adjusted	Amount of Preservative added	Lot #

Note: Whenever there is a discrepancy affecting North Carolina compliance samples, a copy of this form will be sent to the North Carolina DENR Certification Office (i.e. Out of hold, incorrect preservative, out of temp, incorrect containers.

Pace Analytical
www.pacelabs.com

CHAIN-OF-CUSTODY / Analytical Request Document

The Chain-of-Custody is a LEGAL DOCUMENT. All relevant fields must be completed accurately.

Page: 1 of 1

Section A Required Client Information:	Section B Required Project Information:	Section C Invoice Information:
Company: GA Power	Report To: SCS Contacts	Attention: Southern Co.
Address: Atlanta, GA	Copy To: Geosyntec Contacts	Company Name:
		Address:
Email To: SCS Contacts	Purchase Order No.: GPC82474-0001	Pace Quote Reference:
Phone: Fax:	Project Name: Hammond AP-1	Pace Project Manager: Bonnie Vang
Requested Due Date/TAT: 5 day	Project Number:	Pace Profile #: 10839

REGULATORY AGENCY

☐ NPDES ☐ GROUND WATER ☐ DRINKING WATER

☐ UST ☐ RCRA ☑ OTHER ~~CCR~~

Site Location STATE: GA

Section D Required Client Information

SAMPLE ID (A-Z, 0-9 / ,-) Sample IDs MUST BE UNIQUE

Valid Matrix Codes

MATRIX	CODE
DRINKING WATER	DW
WATER	WT
WASTE WATER	WW
PRODUCT	P
SOIL/SOLID	SL
OIL	OL
WIPE	WP
AIR	AR
OTHER	OT
TISSUE	TS

ITEM #	SAMPLE ID	MATRIX CODE (see valid codes to left)	SAMPLE TYPE (G=GRAB C=COMP)	COLLECTED COMPOSITE START DATE	COLLECTED COMPOSITE START TIME	COLLECTED COMPOSITE END DATE	COLLECTED COMPOSITE END TIME	SAMPLE TEMP AT COLLECTION	# OF CONTAINERS	Preservatives: Unpreserved	H_2SO_4	HNO_3	HCl	NaOH	$Na_2S_2O_3$	Methanol	Other	Analysis Test Y/N	Chloride, Fluoride, Sulfate	Full App. III and IV metals	Major Ions (Profile 10839-2)	TDS	Residual Chlorine (Y/N)	Pace Project No./ Lab I.D.
																		Requested Analysis Filtered (Y/N)	N	N	N	N		
1	HAM-PT-07	WG	G	5/9/2024	1458			21	5	3		1					1		X	X	X	X	N	
2	HAM-PT-13	WG	G	5/9/2024	1645			21	5	3		1					1		X	X	X	X	N	
3																								
4						AS	5/9/2024																	
5																								
6						AS	5/9/2024																	
7																								
8																								
9																								
10																								
11																								
12																								

ADDITIONAL COMMENTS	RELINQUISHED BY / AFFILIATION	DATE	TIME	ACCEPTED BY / AFFILIATION	DATE	TIME	SAMPLE CONDITIONS
Task Code: HAM-CCR-CA-20240509	Anthony Szwast / Geosyntec	1340	5/10/24	Ryan Williams / Pace	5/10/24	1340	
	Ryan Williams / Pace	5/10/24	1552	Charles Hess	5/10/24	1552	

SAMPLER NAME AND SIGNATURE

PRINT Name of SAMPLER: Anthony Szwast / Geosyntec Consultants, Inc.

SIGNATURE of SAMPLER: Anthony Szwast DATE Signed (MM/DD/YY): 05/09/24

Temp in °C	Received on Ice (Y/N)	Custody Sealed Cooler (Y/N)	Samples Intact (Y/N)

*Important Note: By signing this form you are accepting Pace's NET 30 day payment terms and agreeing to late charges of 1.5% per month for any invoices not paid within 30 days.

F-ALL-Q-020rev.07, 15-Feb-2007

Pace Analytical Services, LLC
9800 Kincey Ave. Suite 100
Huntersville, NC 28078
(704)875-9092

July 24, 2024

Kristen Jurinko
Southern Company
241 Ralph McGill Blvd NE
Bin 10160
Atlanta, GA 30308

RE: Project: Hammond AP-1
Pace Project No.: 92731696

Dear Kristen Jurinko:

Enclosed are the analytical results for sample(s) received by the laboratory on May 17, 2024. The results relate only to the samples included in this report. Results reported herein conform to the applicable TNI/NELAC Standards and the laboratory's Quality Manual, where applicable, unless otherwise noted in the body of the report.

The test results provided in this final report were generated by each of the following laboratories within the Pace Network:

- Pace Analytical Services - Asheville
- Pace Analytical Services - Peachtree Corners, GA

Revision 1: Client requested that the lab re-check anions for HAM-AP1-FB-01 (Lab ID 92731696003) and HAM-AP1-FD-01 (lab ID 92731696005). The lab did a re-run for both samples and the results did not confirm the original. A revised report was issued.

Revision 2: Per clients request, sample ID HAM-INW-03 is changed to HAM-AS-01.

If you have any questions concerning this report, please feel free to contact me.

Sincerely,

Bonnie Vang

Bonnie Vang
bonnie.vang@pacelabs.com
704-977-0968
Project Manager

Enclosures

cc: Kip Gray, Geosyntec
Christine Hug, Geosyntec Consultants, Inc.
Thomas Kessler, Geosyntec Consultants
Whitney Law, Geosyntec Consultants
Laura Midkiff, Southern Company
Caroline Nelson, Geosyntec Consultants, Inc

REPORT OF LABORATORY ANALYSIS

This report shall not be reproduced, except in full,
without the written consent of Pace Analytical Services, LLC.

Pace Analytical Services, LLC
9800 Kincey Ave. Suite 100
Huntersville, NC 28078
(704)875-9092

cc: Jamie Newsome, Geosyntec Consultants
Zain Webb, Geosyntec Consultants

This report shall not be reproduced, except in full,
without the written consent of Pace Analytical Services, LLC.

Pace Analytical Services, LLC
9800 Kincey Ave. Suite 100
Huntersville, NC 28078
(704)875-9092

CERTIFICATIONS

Project: Hammond AP-1
Pace Project No.: 92731696

Pace Analytical Services Asheville
2225 Riverside Drive, Asheville, NC 28804
Florida/NELAP Certification #: E87648
North Carolina Drinking Water Certification #: 37712
North Carolina Wastewater Certification #: 40
South Carolina Laboratory ID: 99030
South Carolina Certification #: 99030001
Virginia/VELAP Certification #: 460222

Pace Analytical Services Peachtree Corners
110 Technology Pkwy, Peachtree Corners, GA 30092
Florida DOH Certification #: E87315
Georgia DW Inorganics Certification #: 812
North Carolina Certification #: 381
South Carolina Certification #: 98011001
Virginia Certification #: 460204

REPORT OF LABORATORY ANALYSIS

This report shall not be reproduced, except in full,
without the written consent of Pace Analytical Services, LLC.

Pace Analytical Services, LLC
9800 Kincey Ave. Suite 100
Huntersville, NC 28078
(704)875-9092

SAMPLE SUMMARY

Project: Hammond AP-1
Pace Project No.: 92731696

Lab ID	Sample ID	Matrix	Date Collected	Date Received
92731696001	**HAM-AP1-EB-01**	Water	05/15/24 16:02	05/17/24 12:55
92731696002	**HAM-AP1-EB-02**	Water	05/15/24 16:20	05/17/24 12:55
92731696003	**HAM-AP1-FB-01**	Water	05/15/24 15:56	05/17/24 12:55
92731696004	**HAM-AP1-FB-02**	Water	05/15/24 17:19	05/17/24 12:55
92731696005	**HAM-AP1-FD-01**	Water	05/15/24 00:00	05/17/24 12:55
92731696006	**HAM-AP1-FD-02**	Water	05/15/24 00:00	05/17/24 12:55
92731696007	**HAM-AS-01**	Water	05/14/24 14:08	05/17/24 12:55
92731696008	**HAM-INW-04**	Water	05/15/24 14:20	05/17/24 12:55
92731696009	**HAM-INW-05**	Water	05/15/24 11:18	05/17/24 12:55
92731696010	**HAM-PT-07**	Water	05/16/24 12:16	05/17/24 12:55
92731696011	**HAM-PT-08**	Water	05/16/24 10:37	05/17/24 12:55
92731696012	**HAM-PT-09**	Water	05/14/24 10:40	05/17/24 12:55
92731696013	**HAM-PT-10**	Water	05/15/24 11:52	05/17/24 12:55
92731696014	**HAM-PT-11**	Water	05/14/24 15:20	05/17/24 12:55
92731696015	**HAM-PT-12**	Water	05/14/24 12:05	05/17/24 12:55
92731696016	**HAM-PT-13**	Water	05/15/24 18:45	05/17/24 12:55
92731696017	**HAM-PT-14**	Water	05/15/24 18:27	05/17/24 12:55
92731696018	**HAM-PT-15**	Water	05/15/24 16:10	05/17/24 12:55

This report shall not be reproduced, except in full,
without the written consent of Pace Analytical Services, LLC.

Pace Analytical Services, LLC
9800 Kincey Ave. Suite 100
Huntersville, NC 28078
(704)875-9092

SAMPLE ANALYTE COUNT

Project: Hammond AP-1
Pace Project No.: 92731696

Lab ID	Sample ID	Method	Analysts	Analytes Reported
92731696001	**HAM-AP1-EB-01**	EPA 6010D	AJM	6
		EPA 6020B	CW1	13
		EPA 7470A	VB	1
		SM 2540C-2015	DL1	1
		SM 2320B-2011	SMS	3
		SM 4500-S2D-2011	JP1	1
		EPA 300.0 Rev 2.1 1993	CDC	3
92731696002	**HAM-AP1-EB-02**	EPA 6010D	AJM	6
		EPA 6020B	CW1	13
		EPA 7470A	VB	1
		SM 2540C-2015	DL1	1
		SM 2320B-2011	SMS	3
		SM 4500-S2D-2011	JP1	1
		EPA 300.0 Rev 2.1 1993	CDC	3
92731696003	**HAM-AP1-FB-01**	EPA 6010D	AJM	6
		EPA 6020B	CW1	13
		EPA 7470A	VB	1
		SM 2540C-2015	DL1	1
		SM 2320B-2011	SMS	3
		SM 4500-S2D-2011	JP1	1
		EPA 300.0 Rev 2.1 1993	CDC	3
92731696004	**HAM-AP1-FB-02**	EPA 6010D	AJM	6
		EPA 6020B	CW1	13
		EPA 7470A	VB	1
		SM 2540C-2015	DL1	1
		SM 2320B-2011	SMS	3
		SM 4500-S2D-2011	JP1	1
		EPA 300.0 Rev 2.1 1993	CDC	3
92731696005	**HAM-AP1-FD-01**	EPA 6010D	AJM	6
		EPA 6020B	CW1	13
		EPA 7470A	VB	1
		SM 2540C-2015	DL1	1
		SM 2320B-2011	SMS	3
		SM 4500-S2D-2011	JP1	1
		EPA 300.0 Rev 2.1 1993	CDC	3
92731696006	**HAM-AP1-FD-02**	EPA 6010D	AJM	6
		EPA 6020B	CW1	13

REPORT OF LABORATORY ANALYSIS

This report shall not be reproduced, except in full,
without the written consent of Pace Analytical Services, LLC.

Pace Analytical Services, LLC
9800 Kincey Ave. Suite 100
Huntersville, NC 28078
(704)875-9092

SAMPLE ANALYTE COUNT

Project: Hammond AP-1
Pace Project No.: 92731696

Lab ID	Sample ID	Method	Analysts	Analytes Reported
		EPA 7470A	VB	1
		SM 2540C-2015	DL1	1
		SM 2320B-2011	SMS	3
		SM 4500-S2D-2011	JP1	1
		EPA 300.0 Rev 2.1 1993	CDC	3
92731696007	**HAM-AS-01**	EPA 6010D	AJM, DRB	6
		EPA 6020B	CW1	13
		EPA 7470A	VB	1
		SM 2540C-2015	DL1	1
		SM 2320B-2011	SMS	3
		SM 4500-S2D-2011	MDW	1
		EPA 300.0 Rev 2.1 1993	CDC	3
92731696008	**HAM-INW-04**	EPA 6010D	AJM	6
		EPA 6020B	CW1	13
		EPA 7470A	VB	1
		SM 2540C-2015	DL1	1
		SM 2320B-2011	SMS	3
		SM 4500-S2D-2011	JP1	1
		EPA 300.0 Rev 2.1 1993	CDC	3
92731696009	**HAM-INW-05**	EPA 6010D	AJM	6
		EPA 6020B	CW1	13
		EPA 7470A	VB	1
		SM 2540C-2015	DL1	1
		SM 2320B-2011	SMS	3
		SM 4500-S2D-2011	JP1	1
		EPA 300.0 Rev 2.1 1993	CDC	3
92731696010	**HAM-PT-07**	EPA 6010D	AJM	6
		EPA 6020B	CW1	13
		EPA 7470A	VB	1
		SM 2540C-2015	DL1	1
		SM 2320B-2011	SMS	3
		SM 4500-S2D-2011	JP1	1
		EPA 300.0 Rev 2.1 1993	CDC	3
92731696011	**HAM-PT-08**	EPA 6010D	AJM	6
		EPA 6020B	CW1	13
		EPA 7470A	VB	1
		SM 2540C-2015	DL1	1

REPORT OF LABORATORY ANALYSIS

This report shall not be reproduced, except in full,
without the written consent of Pace Analytical Services, LLC.

Pace Analytical Services, LLC
9800 Kincey Ave. Suite 100
Huntersville, NC 28078
(704)875-9092

SAMPLE ANALYTE COUNT

Project: Hammond AP-1
Pace Project No.: 92731696

Lab ID	Sample ID	Method	Analysts	Analytes Reported
		SM 2320B-2011	SMS	3
		SM 4500-S2D-2011	JP1	1
		EPA 300.0 Rev 2.1 1993	CDC	3
92731696012	**HAM-PT-09**	EPA 6010D	AJM	6
		EPA 6020B	CW1	13
		EPA 7470A	VB	1
		SM 2540C-2015	DL1	1
		SM 2320B-2011	SMS	3
		SM 4500-S2D-2011	MDW	1
		EPA 300.0 Rev 2.1 1993	CDC	3
92731696013	**HAM-PT-10**	EPA 6010D	AJM	6
		EPA 6020B	CW1	13
		EPA 7470A	VB	1
		SM 2540C-2015	DL1	1
		SM 2320B-2011	SMS	3
		SM 4500-S2D-2011	JP1	1
		EPA 300.0 Rev 2.1 1993	CDC	3
92731696014	**HAM-PT-11**	EPA 6010D	AJM	6
		EPA 6020B	CW1	13
		EPA 7470A	VB	1
		SM 2540C-2015	DL1	1
		SM 2320B-2011	SMS	3
		SM 4500-S2D-2011	MDW	1
		EPA 300.0 Rev 2.1 1993	CDC	3
92731696015	**HAM-PT-12**	EPA 6010D	AJM	6
		EPA 6020B	CW1	13
		EPA 7470A	VB	1
		SM 2540C-2015	DL1	1
		SM 2320B-2011	SMS	3
		SM 4500-S2D-2011	MDW	1
		EPA 300.0 Rev 2.1 1993	CDC	3
92731696016	**HAM-PT-13**	EPA 6010D	AJM	6
		EPA 6020B	CW1	13
		EPA 7470A	VB	1
		SM 2540C-2015	DL1	1
		SM 2320B-2011	SMS	3
		SM 4500-S2D-2011	JP1	1

REPORT OF LABORATORY ANALYSIS

This report shall not be reproduced, except in full,
without the written consent of Pace Analytical Services, LLC.

Pace Analytical Services, LLC
9800 Kincey Ave. Suite 100
Huntersville, NC 28078
(704)875-9092

SAMPLE ANALYTE COUNT

Project: Hammond AP-1
Pace Project No.: 92731696

Lab ID	Sample ID	Method	Analysts	Analytes Reported
		EPA 300.0 Rev 2.1 1993	CDC	3
92731696017	**HAM-PT-14**	EPA 6010D	AJM	6
		EPA 6020B	CW1	13
		EPA 7470A	VB	1
		SM 2540C-2015	DL1	1
		SM 2320B-2011	SMS	3
		SM 4500-S2D-2011	JP1	1
		EPA 300.0 Rev 2.1 1993	CDC	3
92731696018	**HAM-PT-15**	EPA 6010D	AJM, DRB	6
		EPA 6020B	CW1	13
		EPA 7470A	VB	1
		SM 2540C-2015	DL1	1
		SM 2320B-2011	SMS	3
		SM 4500-S2D-2011	JP1	1
		EPA 300.0 Rev 2.1 1993	CDC	3

PASI-A = Pace Analytical Services - Asheville
PASI-GA = Pace Analytical Services - Peachtree Corners, GA

REPORT OF LABORATORY ANALYSIS

This report shall not be reproduced, except in full,
without the written consent of Pace Analytical Services, LLC.

Pace Analytical Services, LLC
9800 Kincey Ave. Suite 100
Huntersville, NC 28078
(704)875-9092

SUMMARY OF DETECTION

Project: Hammond AP-1
Pace Project No.: 92731696

Lab Sample ID / Method	Client Sample ID / Parameters	Result	Units	Report Limit	Analyzed	Qualifiers
92731696002	**HAM-AP1-EB-02**					
EPA 6020B	Antimony	0.0013J	mg/L	0.0030	05/22/24 15:20	
92731696005	**HAM-AP1-FD-01**					
EPA 6010D	Iron	0.20	mg/L	0.040	05/23/24 01:21	
EPA 6010D	Manganese	0.70	mg/L	0.040	05/23/24 01:21	
EPA 6010D	Potassium	6.5	mg/L	0.50	05/23/24 01:21	
EPA 6010D	Sodium	8.9	mg/L	1.0	05/23/24 01:21	
EPA 6010D	Calcium	103	mg/L	1.0	05/23/24 01:21	
EPA 6010D	Magnesium	13.8	mg/L	0.050	05/23/24 01:21	
EPA 6020B	Barium	0.053	mg/L	0.0050	05/22/24 15:31	
EPA 6020B	Boron	1.5	mg/L	0.040	05/22/24 15:31	
EPA 6020B	Cobalt	0.0016J	mg/L	0.0050	05/22/24 15:31	
EPA 6020B	Molybdenum	0.090	mg/L	0.010	05/22/24 15:31	
EPA 6020B	Selenium	0.0011J	mg/L	0.0050	05/22/24 15:31	
SM 2540C-2015	Total Dissolved Solids	528	mg/L	25.0	05/20/24 12:18	
SM 2320B-2011	Alkalinity,Bicarbonate (CaCO3)	131	mg/L	5.0	05/21/24 18:48	
SM 2320B-2011	Alkalinity, Total as CaCO3	131	mg/L	5.0	05/21/24 18:48	
EPA 300.0 Rev 2.1 1993	Chloride	49.1	mg/L	1.0	06/12/24 13:41	
EPA 300.0 Rev 2.1 1993	Fluoride	0.19	mg/L	0.10	06/12/24 13:41	
EPA 300.0 Rev 2.1 1993	Sulfate	149	mg/L	3.0	06/12/24 14:39	
92731696006	**HAM-AP1-FD-02**					
EPA 6010D	Iron	7.9	mg/L	0.040	05/23/24 01:24	
EPA 6010D	Manganese	4.6	mg/L	0.040	05/23/24 01:24	
EPA 6010D	Potassium	4.8	mg/L	0.50	05/23/24 01:24	
EPA 6010D	Sodium	6.9	mg/L	1.0	05/23/24 01:24	
EPA 6010D	Calcium	103	mg/L	1.0	05/23/24 01:24	
EPA 6010D	Magnesium	12.8	mg/L	0.050	05/23/24 01:24	
EPA 6020B	Arsenic	0.19	mg/L	0.0050	05/22/24 15:45	
EPA 6020B	Barium	0.042	mg/L	0.0050	05/22/24 15:45	
EPA 6020B	Boron	0.59	mg/L	0.040	05/22/24 15:45	
EPA 6020B	Cobalt	0.031	mg/L	0.0050	05/22/24 15:45	
EPA 6020B	Lithium	0.044	mg/L	0.030	05/22/24 15:45	
EPA 6020B	Molybdenum	0.014	mg/L	0.010	05/22/24 15:45	
SM 2540C-2015	Total Dissolved Solids	491	mg/L	25.0	05/20/24 12:18	
SM 2320B-2011	Alkalinity,Bicarbonate (CaCO3)	138	mg/L	5.0	05/21/24 19:06	
SM 2320B-2011	Alkalinity, Total as CaCO3	138	mg/L	5.0	05/21/24 19:06	
EPA 300.0 Rev 2.1 1993	Chloride	10.1	mg/L	1.0	05/20/24 10:17	
EPA 300.0 Rev 2.1 1993	Fluoride	0.26	mg/L	0.10	05/20/24 10:17	
EPA 300.0 Rev 2.1 1993	Sulfate	189	mg/L	4.0	05/20/24 20:43	
92731696007	**HAM-AS-01**					
EPA 6010D	Sodium	12.4	mg/L	1.0	05/24/24 11:34	
EPA 6010D	Iron	0.11	mg/L	0.040	05/23/24 02:19	
EPA 6010D	Manganese	0.45	mg/L	0.040	05/23/24 02:19	
EPA 6010D	Potassium	13.8	mg/L	0.50	05/23/24 02:19	
EPA 6010D	Calcium	127	mg/L	1.0	05/23/24 02:19	
EPA 6010D	Magnesium	17.1	mg/L	0.050	05/23/24 02:19	
EPA 6020B	Barium	0.075	mg/L	0.0050	05/22/24 16:41	

This report shall not be reproduced, except in full,
without the written consent of Pace Analytical Services, LLC.

Pace Analytical Services, LLC
9800 Kincey Ave. Suite 100
Huntersville, NC 28078
(704)875-9092

SUMMARY OF DETECTION

Project: Hammond AP-1
Pace Project No.: 92731696

Lab Sample ID / Method	Client Sample ID / Parameters	Result	Units	Report Limit	Analyzed	Qualifiers
92731696007	**HAM-AS-01**					
EPA 6020B	Boron	1.5	mg/L	0.040	05/22/24 16:41	
EPA 6020B	Cobalt	0.00070J	mg/L	0.0050	05/22/24 16:41	
EPA 6020B	Lithium	0.0050J	mg/L	0.030	05/22/24 16:41	
EPA 6020B	Molybdenum	0.082	mg/L	0.010	05/22/24 16:41	
SM 2540C-2015	Total Dissolved Solids	564	mg/L	25.0	05/20/24 12:16	
SM 2320B-2011	Alkalinity,Bicarbonate (CaCO3)	175	mg/L	5.0	05/21/24 16:31	
SM 2320B-2011	Alkalinity, Total as CaCO3	175	mg/L	5.0	05/21/24 16:31	M1
EPA 300.0 Rev 2.1 1993	Chloride	56.9	mg/L	1.0	05/21/24 00:39	M1
EPA 300.0 Rev 2.1 1993	Fluoride	0.20	mg/L	0.10	05/21/24 00:39	
EPA 300.0 Rev 2.1 1993	Sulfate	178	mg/L	4.0	05/21/24 08:01	
92731696008	**HAM-INW-04**					
EPA 6010D	Iron	8.4	mg/L	0.040	05/23/24 01:35	
EPA 6010D	Manganese	4.4	mg/L	0.040	05/23/24 01:35	
EPA 6010D	Potassium	4.8	mg/L	0.50	05/23/24 01:35	
EPA 6010D	Sodium	7.0	mg/L	1.0	05/23/24 01:35	
EPA 6010D	Calcium	107	mg/L	1.0	05/23/24 01:35	
EPA 6010D	Magnesium	13.1	mg/L	0.050	05/23/24 01:35	
EPA 6020B	Arsenic	0.19	mg/L	0.0050	05/22/24 15:49	
EPA 6020B	Barium	0.043	mg/L	0.0050	05/22/24 15:49	
EPA 6020B	Boron	0.59	mg/L	0.040	05/22/24 15:49	
EPA 6020B	Cobalt	0.031	mg/L	0.0050	05/22/24 15:49	
EPA 6020B	Lithium	0.043	mg/L	0.030	05/22/24 15:49	
EPA 6020B	Molybdenum	0.015	mg/L	0.010	05/22/24 15:49	
SM 2540C-2015	Total Dissolved Solids	483	mg/L	25.0	05/20/24 12:19	
SM 2320B-2011	Alkalinity,Bicarbonate (CaCO3)	133	mg/L	5.0	05/21/24 19:16	
SM 2320B-2011	Alkalinity, Total as CaCO3	133	mg/L	5.0	05/21/24 19:16	
EPA 300.0 Rev 2.1 1993	Chloride	9.9	mg/L	1.0	05/21/24 01:48	
EPA 300.0 Rev 2.1 1993	Fluoride	0.28	mg/L	0.10	05/21/24 01:48	
EPA 300.0 Rev 2.1 1993	Sulfate	187	mg/L	4.0	05/21/24 08:42	
92731696009	**HAM-INW-05**					
EPA 6010D	Iron	16.9	mg/L	0.040	05/23/24 01:38	
EPA 6010D	Manganese	3.3	mg/L	0.040	05/23/24 01:38	
EPA 6010D	Potassium	4.7	mg/L	0.50	05/23/24 01:38	
EPA 6010D	Sodium	6.7	mg/L	1.0	05/23/24 01:38	
EPA 6010D	Calcium	101	mg/L	1.0	05/23/24 01:38	
EPA 6010D	Magnesium	11.8	mg/L	0.050	05/23/24 01:38	
EPA 6020B	Arsenic	0.23	mg/L	0.0050	05/22/24 15:53	
EPA 6020B	Barium	0.033	mg/L	0.0050	05/22/24 15:53	
EPA 6020B	Beryllium	0.00012J	mg/L	0.00050	05/22/24 15:53	
EPA 6020B	Boron	0.51	mg/L	0.040	05/22/24 15:53	
EPA 6020B	Cobalt	0.026	mg/L	0.0050	05/22/24 15:53	
EPA 6020B	Lithium	0.057	mg/L	0.030	05/22/24 15:53	
EPA 6020B	Molybdenum	0.0096J	mg/L	0.010	05/22/24 15:53	
SM 2540C-2015	Total Dissolved Solids	456	mg/L	25.0	05/20/24 12:20	
SM 2320B-2011	Alkalinity,Bicarbonate (CaCO3)	123	mg/L	5.0	05/21/24 19:25	
SM 2320B-2011	Alkalinity, Total as CaCO3	123	mg/L	5.0	05/21/24 19:25	

REPORT OF LABORATORY ANALYSIS

This report shall not be reproduced, except in full,
without the written consent of Pace Analytical Services, LLC.

Pace Analytical Services, LLC
9800 Kincey Ave. Suite 100
Huntersville, NC 28078
(704)875-9092

SUMMARY OF DETECTION

Project: Hammond AP-1
Pace Project No.: 92731696

Lab Sample ID / Method	Client Sample ID / Parameters	Result	Units	Report Limit	Analyzed	Qualifiers
92731696009	**HAM-INW-05**					
EPA 300.0 Rev 2.1 1993	Chloride	6.9	mg/L	1.0	05/21/24 02:02	
EPA 300.0 Rev 2.1 1993	Fluoride	0.37	mg/L	0.10	05/21/24 02:02	
EPA 300.0 Rev 2.1 1993	Sulfate	181	mg/L	4.0	05/21/24 08:56	
92731696010	**HAM-PT-07**					
EPA 6010D	Iron	15.7	mg/L	0.040	05/23/24 01:41	
EPA 6010D	Manganese	3.4	mg/L	0.040	05/23/24 01:41	
EPA 6010D	Potassium	4.9	mg/L	0.50	05/23/24 01:41	
EPA 6010D	Sodium	7.0	mg/L	1.0	05/23/24 01:41	
EPA 6010D	Calcium	96.0	mg/L	1.0	05/23/24 01:41	
EPA 6010D	Magnesium	12.1	mg/L	0.050	05/23/24 01:41	
EPA 6020B	Arsenic	0.27	mg/L	0.0050	05/22/24 15:56	
EPA 6020B	Barium	0.034	mg/L	0.0050	05/22/24 15:56	
EPA 6020B	Boron	0.50	mg/L	0.040	05/22/24 15:56	
EPA 6020B	Cobalt	0.052	mg/L	0.0050	05/22/24 15:56	
EPA 6020B	Lithium	0.056	mg/L	0.030	05/22/24 15:56	
EPA 6020B	Molybdenum	0.0093J	mg/L	0.010	05/22/24 15:56	
SM 2540C-2015	Total Dissolved Solids	450	mg/L	25.0	05/20/24 12:22	
SM 2320B-2011	Alkalinity,Bicarbonate (CaCO3)	116	mg/L	5.0	05/28/24 17:56	
SM 2320B-2011	Alkalinity, Total as CaCO3	116	mg/L	5.0	05/28/24 17:56	
EPA 300.0 Rev 2.1 1993	Chloride	10	mg/L	1.0	05/21/24 02:16	
EPA 300.0 Rev 2.1 1993	Fluoride	0.31	mg/L	0.10	05/21/24 02:16	
EPA 300.0 Rev 2.1 1993	Sulfate	171	mg/L	4.0	05/21/24 09:10	
92731696011	**HAM-PT-08**					
EPA 6010D	Iron	8.0	mg/L	0.040	05/23/24 01:45	
EPA 6010D	Manganese	3.3	mg/L	0.040	05/23/24 01:45	
EPA 6010D	Potassium	4.8	mg/L	0.50	05/23/24 01:45	
EPA 6010D	Sodium	7.2	mg/L	1.0	05/23/24 01:45	
EPA 6010D	Calcium	89.4	mg/L	1.0	05/23/24 01:45	
EPA 6010D	Magnesium	11.5	mg/L	0.050	05/23/24 01:45	
EPA 6020B	Arsenic	0.23	mg/L	0.0050	05/22/24 16:00	
EPA 6020B	Barium	0.041	mg/L	0.0050	05/22/24 16:00	
EPA 6020B	Boron	0.73	mg/L	0.040	05/22/24 16:00	
EPA 6020B	Cobalt	0.046	mg/L	0.0050	05/22/24 16:00	
EPA 6020B	Lead	0.0079	mg/L	0.0010	05/22/24 16:00	
EPA 6020B	Lithium	0.010J	mg/L	0.030	05/22/24 16:00	
EPA 6020B	Molybdenum	0.017	mg/L	0.010	05/22/24 16:00	
SM 2540C-2015	Total Dissolved Solids	410	mg/L	25.0	05/20/24 12:22	
SM 2320B-2011	Alkalinity,Bicarbonate (CaCO3)	104	mg/L	5.0	05/28/24 18:06	
SM 2320B-2011	Alkalinity, Total as CaCO3	104	mg/L	5.0	05/28/24 18:06	
EPA 300.0 Rev 2.1 1993	Chloride	16.7	mg/L	1.0	05/21/24 20:59	
EPA 300.0 Rev 2.1 1993	Fluoride	0.19	mg/L	0.10	05/21/24 20:59	
EPA 300.0 Rev 2.1 1993	Sulfate	159	mg/L	4.0	05/22/24 07:35	
92731696012	**HAM-PT-09**					
EPA 6010D	Iron	0.42	mg/L	0.040	05/23/24 01:48	
EPA 6010D	Manganese	0.19	mg/L	0.040	05/23/24 01:48	
EPA 6010D	Potassium	6.1	mg/L	0.50	05/23/24 01:48	

REPORT OF LABORATORY ANALYSIS

This report shall not be reproduced, except in full,
without the written consent of Pace Analytical Services, LLC.

Pace Analytical Services, LLC
9800 Kincey Ave. Suite 100
Huntersville, NC 28078
(704)875-9092

SUMMARY OF DETECTION

Project: Hammond AP-1
Pace Project No.: 92731696

Lab Sample ID / Method	Client Sample ID / Parameters	Result	Units	Report Limit	Analyzed	Qualifiers
92731696012	**HAM-PT-09**					
EPA 6010D	Sodium	9.3	mg/L	1.0	05/23/24 01:48	
EPA 6010D	Calcium	82.8	mg/L	1.0	05/23/24 01:48	
EPA 6010D	Magnesium	23.7	mg/L	0.050	05/23/24 01:48	
EPA 6020B	Barium	0.058	mg/L	0.0050	05/22/24 16:04	
EPA 6020B	Boron	1.4	mg/L	0.040	05/22/24 16:04	
EPA 6020B	Cadmium	0.00015J	mg/L	0.00050	05/22/24 16:04	
EPA 6020B	Cobalt	0.0012J	mg/L	0.0050	05/22/24 16:04	
EPA 6020B	Lead	0.00017J	mg/L	0.0010	05/22/24 16:04	
EPA 6020B	Molybdenum	0.27	mg/L	0.010	05/22/24 16:04	
SM 2540C-2015	Total Dissolved Solids	436	mg/L	25.0	05/20/24 12:17	
SM 2320B-2011	Alkalinity,Bicarbonate (CaCO3)	139	mg/L	5.0	05/21/24 17:10	
SM 2320B-2011	Alkalinity, Total as CaCO3	139	mg/L	5.0	05/21/24 17:10	M1
EPA 300.0 Rev 2.1 1993	Chloride	44.4	mg/L	1.0	05/21/24 02:29	
EPA 300.0 Rev 2.1 1993	Fluoride	0.37	mg/L	0.10	05/21/24 02:29	
EPA 300.0 Rev 2.1 1993	Sulfate	130	mg/L	3.0	05/21/24 10:07	M1
92731696013	**HAM-PT-10**					
EPA 6010D	Iron	0.24	mg/L	0.040	05/23/24 01:51	
EPA 6010D	Manganese	0.74	mg/L	0.040	05/23/24 01:51	
EPA 6010D	Potassium	6.7	mg/L	0.50	05/23/24 01:51	
EPA 6010D	Sodium	9.2	mg/L	1.0	05/23/24 01:51	
EPA 6010D	Calcium	108	mg/L	1.0	05/23/24 01:51	
EPA 6010D	Magnesium	14.3	mg/L	0.050	05/23/24 01:51	
EPA 6020B	Barium	0.054	mg/L	0.0050	05/22/24 16:07	
EPA 6020B	Boron	1.5	mg/L	0.040	05/22/24 16:07	
EPA 6020B	Cobalt	0.0016J	mg/L	0.0050	05/22/24 16:07	
EPA 6020B	Molybdenum	0.092	mg/L	0.010	05/22/24 16:07	
SM 2540C-2015	Total Dissolved Solids	503	mg/L	25.0	05/20/24 12:20	
SM 2320B-2011	Alkalinity,Bicarbonate (CaCO3)	132	mg/L	5.0	05/21/24 19:35	
SM 2320B-2011	Alkalinity, Total as CaCO3	132	mg/L	5.0	05/21/24 19:35	
EPA 300.0 Rev 2.1 1993	Chloride	50.1	mg/L	1.0	05/21/24 03:11	
EPA 300.0 Rev 2.1 1993	Fluoride	0.22	mg/L	0.10	05/21/24 03:11	
EPA 300.0 Rev 2.1 1993	Sulfate	146	mg/L	3.0	05/21/24 10:48	
92731696014	**HAM-PT-11**					
EPA 6010D	Manganese	0.28	mg/L	0.040	05/23/24 01:55	
EPA 6010D	Potassium	6.0	mg/L	0.50	05/23/24 01:55	
EPA 6010D	Sodium	8.8	mg/L	1.0	05/23/24 01:55	
EPA 6010D	Calcium	90.9	mg/L	1.0	05/23/24 01:55	
EPA 6010D	Magnesium	16.2	mg/L	0.050	05/23/24 01:55	
EPA 6020B	Barium	0.057	mg/L	0.0050	05/22/24 16:11	
EPA 6020B	Boron	1.6	mg/L	0.040	05/22/24 16:11	
EPA 6020B	Cadmium	0.00013J	mg/L	0.00050	05/22/24 16:11	
EPA 6020B	Cobalt	0.0016J	mg/L	0.0050	05/22/24 16:11	
EPA 6020B	Molybdenum	0.24	mg/L	0.010	05/22/24 16:11	
SM 2540C-2015	Total Dissolved Solids	441	mg/L	25.0	05/20/24 12:17	
SM 2320B-2011	Alkalinity,Bicarbonate (CaCO3)	125	mg/L	5.0	05/21/24 17:33	
SM 2320B-2011	Alkalinity, Total as CaCO3	125	mg/L	5.0	05/21/24 17:33	

REPORT OF LABORATORY ANALYSIS

This report shall not be reproduced, except in full,
without the written consent of Pace Analytical Services, LLC.

Pace Analytical Services, LLC
9800 Kincey Ave. Suite 100
Huntersville, NC 28078
(704)875-9092

SUMMARY OF DETECTION

Project: Hammond AP-1
Pace Project No.: 92731696

Lab Sample ID / Method	Client Sample ID / Parameters	Result	Units	Report Limit	Analyzed	Qualifiers
92731696014	**HAM-PT-11**					
EPA 300.0 Rev 2.1 1993	Chloride	41.4	mg/L	1.0	05/21/24 03:25	
EPA 300.0 Rev 2.1 1993	Fluoride	0.34	mg/L	0.10	05/21/24 03:25	
EPA 300.0 Rev 2.1 1993	Sulfate	122	mg/L	3.0	05/21/24 11:03	
92731696015	**HAM-PT-12**					
EPA 6010D	Iron	0.33	mg/L	0.040	05/23/24 01:59	
EPA 6010D	Manganese	1.0	mg/L	0.040	05/23/24 01:59	
EPA 6010D	Potassium	6.8	mg/L	0.50	05/23/24 01:59	
EPA 6010D	Sodium	11.8	mg/L	1.0	05/23/24 01:59	
EPA 6010D	Calcium	99.7	mg/L	1.0	05/23/24 01:59	
EPA 6010D	Magnesium	16.6	mg/L	0.050	05/23/24 01:59	
EPA 6020B	Barium	0.069	mg/L	0.0050	05/22/24 16:15	
EPA 6020B	Boron	1.6	mg/L	0.040	05/22/24 16:15	
EPA 6020B	Cadmium	0.00014J	mg/L	0.00050	05/22/24 16:15	
EPA 6020B	Cobalt	0.0044J	mg/L	0.0050	05/22/24 16:15	
EPA 6020B	Lead	0.00017J	mg/L	0.0010	05/22/24 16:15	
EPA 6020B	Molybdenum	0.085	mg/L	0.010	05/22/24 16:15	
SM 2540C-2015	Total Dissolved Solids	523	mg/L	25.0	05/20/24 12:17	
SM 2320B-2011	Alkalinity,Bicarbonate (CaCO3)	129	mg/L	5.0	05/21/24 17:51	
SM 2320B-2011	Alkalinity, Total as CaCO3	129	mg/L	5.0	05/21/24 17:51	
EPA 300.0 Rev 2.1 1993	Chloride	50.3	mg/L	1.0	05/21/24 03:38	
EPA 300.0 Rev 2.1 1993	Fluoride	0.20	mg/L	0.10	05/21/24 03:38	
EPA 300.0 Rev 2.1 1993	Sulfate	125	mg/L	3.0	05/21/24 11:17	
92731696016	**HAM-PT-13**					
EPA 6010D	Iron	15.0	mg/L	0.040	05/23/24 02:02	
EPA 6010D	Manganese	3.6	mg/L	0.040	05/23/24 02:02	
EPA 6010D	Potassium	5.0	mg/L	0.50	05/23/24 02:02	
EPA 6010D	Sodium	7.8	mg/L	1.0	05/23/24 02:02	
EPA 6010D	Calcium	99.2	mg/L	1.0	05/23/24 02:02	
EPA 6010D	Magnesium	12.0	mg/L	0.050	05/23/24 02:02	
EPA 6020B	Arsenic	0.29	mg/L	0.0050	05/22/24 16:19	
EPA 6020B	Barium	0.033	mg/L	0.0050	05/22/24 16:19	
EPA 6020B	Boron	0.52	mg/L	0.040	05/22/24 16:19	
EPA 6020B	Cobalt	0.024	mg/L	0.0050	05/22/24 16:19	
EPA 6020B	Lithium	0.058	mg/L	0.030	05/22/24 16:19	
EPA 6020B	Molybdenum	0.0087J	mg/L	0.010	05/22/24 16:19	
SM 2540C-2015	Total Dissolved Solids	459	mg/L	25.0	05/20/24 12:21	
SM 2320B-2011	Alkalinity,Bicarbonate (CaCO3)	111	mg/L	5.0	05/21/24 19:44	
SM 2320B-2011	Alkalinity, Total as CaCO3	111	mg/L	5.0	05/21/24 19:44	
EPA 300.0 Rev 2.1 1993	Chloride	9.5	mg/L	1.0	05/21/24 04:20	
EPA 300.0 Rev 2.1 1993	Fluoride	0.34	mg/L	0.10	05/21/24 04:20	
EPA 300.0 Rev 2.1 1993	Sulfate	190	mg/L	4.0	05/21/24 11:31	
92731696017	**HAM-PT-14**					
EPA 6010D	Iron	14.9	mg/L	0.040	05/23/24 02:05	
EPA 6010D	Manganese	3.1	mg/L	0.040	05/23/24 02:05	
EPA 6010D	Potassium	5.0	mg/L	0.50	05/23/24 02:05	
EPA 6010D	Sodium	6.7	mg/L	1.0	05/23/24 02:05	

REPORT OF LABORATORY ANALYSIS

This report shall not be reproduced, except in full,
without the written consent of Pace Analytical Services, LLC.

Pace Analytical Services, LLC
9800 Kincey Ave. Suite 100
Huntersville, NC 28078
(704)875-9092

SUMMARY OF DETECTION

Project: Hammond AP-1
Pace Project No.: 92731696

Lab Sample ID / Method	Client Sample ID / Parameters	Result	Units	Report Limit	Analyzed	Qualifiers
92731696017	**HAM-PT-14**					
EPA 6010D	Calcium	97.4	mg/L	1.0	05/23/24 02:05	
EPA 6010D	Magnesium	12.7	mg/L	0.050	05/23/24 02:05	
EPA 6020B	Arsenic	0.21	mg/L	0.0050	05/22/24 16:33	
EPA 6020B	Barium	0.038	mg/L	0.0050	05/22/24 16:33	
EPA 6020B	Beryllium	0.00016J	mg/L	0.00050	05/22/24 16:33	
EPA 6020B	Boron	0.51	mg/L	0.040	05/22/24 16:33	
EPA 6020B	Cobalt	0.020	mg/L	0.0050	05/22/24 16:33	
EPA 6020B	Lead	0.00046J	mg/L	0.0010	05/22/24 16:33	
EPA 6020B	Lithium	0.051	mg/L	0.030	05/22/24 16:33	
EPA 6020B	Molybdenum	0.011	mg/L	0.010	05/22/24 16:33	
SM 2540C-2015	Total Dissolved Solids	461	mg/L	25.0	05/20/24 12:21	
SM 2320B-2011	Alkalinity,Bicarbonate (CaCO3)	121	mg/L	5.0	05/21/24 19:53	
SM 2320B-2011	Alkalinity, Total as CaCO3	121	mg/L	5.0	05/21/24 19:53	
EPA 300.0 Rev 2.1 1993	Chloride	10.5	mg/L	1.0	05/21/24 04:34	
EPA 300.0 Rev 2.1 1993	Fluoride	0.26	mg/L	0.10	05/21/24 04:34	
EPA 300.0 Rev 2.1 1993	Sulfate	175	mg/L	4.0	05/21/24 11:44	
92731696018	**HAM-PT-15**					
EPA 6010D	Sodium	8.1	mg/L	1.0	05/24/24 11:31	
EPA 6010D	Iron	9.2	mg/L	0.040	05/23/24 02:16	
EPA 6010D	Manganese	5.7	mg/L	0.040	05/23/24 02:16	
EPA 6010D	Potassium	5.3	mg/L	0.50	05/23/24 02:16	
EPA 6010D	Calcium	141	mg/L	1.0	05/23/24 02:16	
EPA 6010D	Magnesium	16.1	mg/L	0.050	05/23/24 02:16	
EPA 6020B	Arsenic	0.39	mg/L	0.0050	05/22/24 16:37	
EPA 6020B	Barium	0.043	mg/L	0.0050	05/22/24 16:37	
EPA 6020B	Boron	0.76	mg/L	0.040	05/22/24 16:37	
EPA 6020B	Cobalt	0.059	mg/L	0.0050	05/22/24 16:37	
EPA 6020B	Lithium	0.047	mg/L	0.030	05/22/24 16:37	
EPA 6020B	Molybdenum	0.021	mg/L	0.010	05/22/24 16:37	
SM 2540C-2015	Total Dissolved Solids	639	mg/L	25.0	05/20/24 12:22	
SM 2320B-2011	Alkalinity,Bicarbonate (CaCO3)	134	mg/L	5.0	05/21/24 20:02	
SM 2320B-2011	Alkalinity, Total as CaCO3	134	mg/L	5.0	05/21/24 20:02	
EPA 300.0 Rev 2.1 1993	Chloride	12.6	mg/L	1.0	05/21/24 04:48	
EPA 300.0 Rev 2.1 1993	Fluoride	0.35	mg/L	0.10	05/21/24 04:48	
EPA 300.0 Rev 2.1 1993	Sulfate	271	mg/L	6.0	05/21/24 11:58	

This report shall not be reproduced, except in full,
without the written consent of Pace Analytical Services, LLC.

Pace Analytical Services, LLC
9800 Kincey Ave. Suite 100
Huntersville, NC 28078
(704)875-9092

ANALYTICAL RESULTS

Project: Hammond AP-1
Pace Project No.: 92731696

Sample: HAM-AP1-EB-01 **Lab ID: 92731696001** Collected: 05/15/24 16:02 Received: 05/17/24 12:55 Matrix: Water

Parameters	Results	Units	Report Limit	MDL	DF	Prepared	Analyzed	CAS No.	Qual
6010D ATL ICP	Analytical Method: EPA 6010D Preparation Method: EPA 3010A Pace Analytical Services - Peachtree Corners, GA								
Iron	ND	mg/L	0.040	0.025	1	05/18/24 14:09	05/23/24 00:56	7439-89-6	
Manganese	ND	mg/L	0.040	0.011	1	05/18/24 14:09	05/23/24 00:56	7439-96-5	
Potassium	ND	mg/L	0.50	0.15	1	05/18/24 14:09	05/23/24 00:56	7440-09-7	
Sodium	ND	mg/L	1.0	0.58	1	05/18/24 14:09	05/23/24 00:56	7440-23-5	
Calcium	ND	mg/L	1.0	0.12	1	05/18/24 14:09	05/23/24 00:56	7440-70-2	
Magnesium	ND	mg/L	0.050	0.012	1	05/18/24 14:09	05/23/24 00:56	7439-95-4	
6020 MET ICPMS	Analytical Method: EPA 6020B Preparation Method: EPA 3005A Pace Analytical Services - Peachtree Corners, GA								
Antimony	ND	mg/L	0.0030	0.00054	1	05/18/24 14:00	05/22/24 15:05	7440-36-0	
Arsenic	ND	mg/L	0.0050	0.00084	1	05/18/24 14:00	05/22/24 15:05	7440-38-2	
Barium	ND	mg/L	0.0050	0.00047	1	05/18/24 14:00	05/22/24 15:05	7440-39-3	
Beryllium	ND	mg/L	0.00050	0.000094	1	05/18/24 14:00	05/22/24 15:05	7440-41-7	
Boron	ND	mg/L	0.040	0.012	1	05/18/24 14:00	05/22/24 15:05	7440-42-8	
Cadmium	ND	mg/L	0.00050	0.00010	1	05/18/24 14:00	05/22/24 15:05	7440-43-9	
Chromium	ND	mg/L	0.0050	0.0019	1	05/18/24 14:00	05/22/24 15:05	7440-47-3	
Cobalt	ND	mg/L	0.0050	0.00032	1	05/18/24 14:00	05/22/24 15:05	7440-48-4	
Lead	ND	mg/L	0.0010	0.00016	1	05/18/24 14:00	05/22/24 15:05	7439-92-1	
Lithium	ND	mg/L	0.030	0.0016	1	05/18/24 14:00	05/22/24 15:05	7439-93-2	
Molybdenum	ND	mg/L	0.010	0.00062	1	05/18/24 14:00	05/22/24 15:05	7439-98-7	
Selenium	ND	mg/L	0.0050	0.00096	1	05/18/24 14:00	05/22/24 15:05	7782-49-2	
Thallium	ND	mg/L	0.0010	0.00038	1	05/18/24 14:00	05/22/24 15:05	7440-28-0	
7470 Mercury	Analytical Method: EPA 7470A Preparation Method: EPA 7470A Pace Analytical Services - Peachtree Corners, GA								
Mercury	ND	mg/L	0.00020	0.00013	1	05/24/24 08:30	05/24/24 12:35	7439-97-6	
2540C Total Dissolved Solids	Analytical Method: SM 2540C-2015 Pace Analytical Services - Peachtree Corners, GA								
Total Dissolved Solids	ND	mg/L	25.0	25.0	1		05/20/24 12:17		
2320B Alkalinity	Analytical Method: SM 2320B-2011 Pace Analytical Services - Asheville								
Alkalinity,Bicarbonate (CaCO3)	ND	mg/L	5.0	5.0	1		05/21/24 18:33		
Alkalinity,Carbonate (CaCO3)	ND	mg/L	5.0	5.0	1		05/21/24 18:33		
Alkalinity, Total as CaCO3	ND	mg/L	5.0	5.0	1		05/21/24 18:33		
4500S2D Sulfide Water	Analytical Method: SM 4500-S2D-2011 Pace Analytical Services - Asheville								
Sulfide	ND	mg/L	0.10	0.022	1		05/22/24 05:09	18496-25-8	
300.0 IC Anions 28 Days	Analytical Method: EPA 300.0 Rev 2.1 1993 Pace Analytical Services - Asheville								
Chloride	ND	mg/L	1.0	0.60	1		05/20/24 01:22	16887-00-6	

REPORT OF LABORATORY ANALYSIS

This report shall not be reproduced, except in full,
without the written consent of Pace Analytical Services, LLC.

Pace Analytical Services, LLC
9800 Kincey Ave. Suite 100
Huntersville, NC 28078
(704)875-9092

ANALYTICAL RESULTS

Project: Hammond AP-1
Pace Project No.: 92731696

Sample: HAM-AP1-EB-01 **Lab ID: 92731696001** Collected: 05/15/24 16:02 Received: 05/17/24 12:55 Matrix: Water

Parameters	Results	Units	Report Limit	MDL	DF	Prepared	Analyzed	CAS No.	Qual
300.0 IC Anions 28 Days	Analytical Method: EPA 300.0 Rev 2.1 1993 Pace Analytical Services - Asheville								
Fluoride	ND	mg/L	0.10	0.050	1		05/20/24 01:22	16984-48-8	
Sulfate	ND	mg/L	1.0	0.50	1		05/20/24 01:22	14808-79-8	

REPORT OF LABORATORY ANALYSIS

This report shall not be reproduced, except in full,
without the written consent of Pace Analytical Services, LLC.

Pace Analytical Services, LLC
9800 Kincey Ave. Suite 100
Huntersville, NC 28078
(704)875-9092

ANALYTICAL RESULTS

Project: Hammond AP-1
Pace Project No.: 92731696

Sample: HAM-AP1-EB-02 **Lab ID: 92731696002** Collected: 05/15/24 16:20 Received: 05/17/24 12:55 Matrix: Water

Parameters	Results	Units	Report Limit	MDL	DF	Prepared	Analyzed	CAS No.	Qual
6010D ATL ICP	Analytical Method: EPA 6010D Preparation Method: EPA 3010A Pace Analytical Services - Peachtree Corners, GA								
Iron	ND	mg/L	0.040	0.025	1	05/18/24 14:09	05/23/24 01:09	7439-89-6	
Manganese	ND	mg/L	0.040	0.011	1	05/18/24 14:09	05/23/24 01:09	7439-96-5	
Potassium	ND	mg/L	0.50	0.15	1	05/18/24 14:09	05/23/24 01:09	7440-09-7	
Sodium	ND	mg/L	1.0	0.58	1	05/18/24 14:09	05/23/24 01:09	7440-23-5	
Calcium	ND	mg/L	1.0	0.12	1	05/18/24 14:09	05/23/24 01:09	7440-70-2	
Magnesium	ND	mg/L	0.050	0.012	1	05/18/24 14:09	05/23/24 01:09	7439-95-4	
6020 MET ICPMS	Analytical Method: EPA 6020B Preparation Method: EPA 3005A Pace Analytical Services - Peachtree Corners, GA								
Antimony	**0.0013J**	mg/L	0.0030	0.00054	1	05/18/24 14:00	05/22/24 15:20	7440-36-0	
Arsenic	ND	mg/L	0.0050	0.00084	1	05/18/24 14:00	05/22/24 15:20	7440-38-2	
Barium	ND	mg/L	0.0050	0.00047	1	05/18/24 14:00	05/22/24 15:20	7440-39-3	
Beryllium	ND	mg/L	0.00050	0.000094	1	05/18/24 14:00	05/22/24 15:20	7440-41-7	
Boron	ND	mg/L	0.040	0.012	1	05/18/24 14:00	05/22/24 15:20	7440-42-8	
Cadmium	ND	mg/L	0.00050	0.00010	1	05/18/24 14:00	05/22/24 15:20	7440-43-9	
Chromium	ND	mg/L	0.0050	0.0019	1	05/18/24 14:00	05/22/24 15:20	7440-47-3	
Cobalt	ND	mg/L	0.0050	0.00032	1	05/18/24 14:00	05/22/24 15:20	7440-48-4	
Lead	ND	mg/L	0.0010	0.00016	1	05/18/24 14:00	05/22/24 15:20	7439-92-1	
Lithium	ND	mg/L	0.030	0.0016	1	05/18/24 14:00	05/22/24 15:20	7439-93-2	
Molybdenum	ND	mg/L	0.010	0.00062	1	05/18/24 14:00	05/22/24 15:20	7439-98-7	
Selenium	ND	mg/L	0.0050	0.00096	1	05/18/24 14:00	05/22/24 15:20	7782-49-2	
Thallium	ND	mg/L	0.0010	0.00038	1	05/18/24 14:00	05/22/24 15:20	7440-28-0	
7470 Mercury	Analytical Method: EPA 7470A Preparation Method: EPA 7470A Pace Analytical Services - Peachtree Corners, GA								
Mercury	ND	mg/L	0.00020	0.00013	1	05/24/24 08:30	05/24/24 12:38	7439-97-6	
2540C Total Dissolved Solids	Analytical Method: SM 2540C-2015 Pace Analytical Services - Peachtree Corners, GA								
Total Dissolved Solids	ND	mg/L	25.0	25.0	1		05/20/24 12:18		
2320B Alkalinity	Analytical Method: SM 2320B-2011 Pace Analytical Services - Asheville								
Alkalinity,Bicarbonate (CaCO3)	ND	mg/L	5.0	5.0	1		05/21/24 18:37		
Alkalinity,Carbonate (CaCO3)	ND	mg/L	5.0	5.0	1		05/21/24 18:37		
Alkalinity, Total as CaCO3	ND	mg/L	5.0	5.0	1		05/21/24 18:37		
4500S2D Sulfide Water	Analytical Method: SM 4500-S2D-2011 Pace Analytical Services - Asheville								
Sulfide	ND	mg/L	0.10	0.022	1		05/22/24 05:19	18496-25-8	
300.0 IC Anions 28 Days	Analytical Method: EPA 300.0 Rev 2.1 1993 Pace Analytical Services - Asheville								
Chloride	ND	mg/L	1.0	0.60	1		05/20/24 01:37	16887-00-6	

REPORT OF LABORATORY ANALYSIS

This report shall not be reproduced, except in full,
without the written consent of Pace Analytical Services, LLC.

Pace Analytical Services, LLC
9800 Kincey Ave. Suite 100
Huntersville, NC 28078
(704)875-9092

ANALYTICAL RESULTS

Project: Hammond AP-1
Pace Project No.: 92731696

Sample: HAM-AP1-EB-02 **Lab ID: 92731696002** Collected: 05/15/24 16:20 Received: 05/17/24 12:55 Matrix: Water

Parameters	Results	Units	Report Limit	MDL	DF	Prepared	Analyzed	CAS No.	Qual
300.0 IC Anions 28 Days	Analytical Method: EPA 300.0 Rev 2.1 1993 Pace Analytical Services - Asheville								
Fluoride	ND	mg/L	0.10	0.050	1		05/20/24 01:37	16984-48-8	
Sulfate	ND	mg/L	1.0	0.50	1		05/20/24 01:37	14808-79-8	

REPORT OF LABORATORY ANALYSIS

This report shall not be reproduced, except in full,
without the written consent of Pace Analytical Services, LLC.

Pace Analytical Services, LLC
9800 Kincey Ave. Suite 100
Huntersville, NC 28078
(704)875-9092

ANALYTICAL RESULTS

Project: Hammond AP-1
Pace Project No.: 92731696

Sample: HAM-AP1-FB-01 **Lab ID: 92731696003** Collected: 05/15/24 15:56 Received: 05/17/24 12:55 Matrix: Water

Parameters	Results	Units	Report Limit	MDL	DF	Prepared	Analyzed	CAS No.	Qual
6010D ATL ICP	Analytical Method: EPA 6010D Preparation Method: EPA 3010A Pace Analytical Services - Peachtree Corners, GA								
Iron	ND	mg/L	0.040	0.025	1	05/18/24 14:09	05/23/24 01:13	7439-89-6	
Manganese	ND	mg/L	0.040	0.011	1	05/18/24 14:09	05/23/24 01:13	7439-96-5	
Potassium	ND	mg/L	0.50	0.15	1	05/18/24 14:09	05/23/24 01:13	7440-09-7	
Sodium	ND	mg/L	1.0	0.58	1	05/18/24 14:09	05/23/24 01:13	7440-23-5	
Calcium	ND	mg/L	1.0	0.12	1	05/18/24 14:09	05/23/24 01:13	7440-70-2	
Magnesium	ND	mg/L	0.050	0.012	1	05/18/24 14:09	05/23/24 01:13	7439-95-4	
6020 MET ICPMS	Analytical Method: EPA 6020B Preparation Method: EPA 3005A Pace Analytical Services - Peachtree Corners, GA								
Antimony	ND	mg/L	0.0030	0.00054	1	05/18/24 14:00	05/22/24 15:24	7440-36-0	
Arsenic	ND	mg/L	0.0050	0.00084	1	05/18/24 14:00	05/22/24 15:24	7440-38-2	
Barium	ND	mg/L	0.0050	0.00047	1	05/18/24 14:00	05/22/24 15:24	7440-39-3	
Beryllium	ND	mg/L	0.00050	0.000094	1	05/18/24 14:00	05/22/24 15:24	7440-41-7	
Boron	ND	mg/L	0.040	0.012	1	05/18/24 14:00	05/22/24 15:24	7440-42-8	
Cadmium	ND	mg/L	0.00050	0.00010	1	05/18/24 14:00	05/22/24 15:24	7440-43-9	
Chromium	ND	mg/L	0.0050	0.0019	1	05/18/24 14:00	05/22/24 15:24	7440-47-3	
Cobalt	ND	mg/L	0.0050	0.00032	1	05/18/24 14:00	05/22/24 15:24	7440-48-4	
Lead	ND	mg/L	0.0010	0.00016	1	05/18/24 14:00	05/22/24 15:24	7439-92-1	
Lithium	ND	mg/L	0.030	0.0016	1	05/18/24 14:00	05/22/24 15:24	7439-93-2	
Molybdenum	ND	mg/L	0.010	0.00062	1	05/18/24 14:00	05/22/24 15:24	7439-98-7	
Selenium	ND	mg/L	0.0050	0.00096	1	05/18/24 14:00	05/22/24 15:24	7782-49-2	
Thallium	ND	mg/L	0.0010	0.00038	1	05/18/24 14:00	05/22/24 15:24	7440-28-0	
7470 Mercury	Analytical Method: EPA 7470A Preparation Method: EPA 7470A Pace Analytical Services - Peachtree Corners, GA								
Mercury	ND	mg/L	0.00020	0.00013	1	05/24/24 08:30	05/24/24 12:48	7439-97-6	
2540C Total Dissolved Solids	Analytical Method: SM 2540C-2015 Pace Analytical Services - Peachtree Corners, GA								
Total Dissolved Solids	ND	mg/L	25.0	25.0	1		05/20/24 12:18		
2320B Alkalinity	Analytical Method: SM 2320B-2011 Pace Analytical Services - Asheville								
Alkalinity,Bicarbonate (CaCO3)	ND	mg/L	5.0	5.0	1		05/21/24 18:41		
Alkalinity,Carbonate (CaCO3)	ND	mg/L	5.0	5.0	1		05/21/24 18:41		
Alkalinity, Total as CaCO3	ND	mg/L	5.0	5.0	1		05/21/24 18:41		
4500S2D Sulfide Water	Analytical Method: SM 4500-S2D-2011 Pace Analytical Services - Asheville								
Sulfide	ND	mg/L	0.10	0.022	1		05/22/24 05:10	18496-25-8	
300.0 IC Anions 28 Days	Analytical Method: EPA 300.0 Rev 2.1 1993 Pace Analytical Services - Asheville								
Chloride	ND	mg/L	1.0	0.60	1		06/12/24 13:26	16887-00-6	

REPORT OF LABORATORY ANALYSIS

This report shall not be reproduced, except in full,
without the written consent of Pace Analytical Services, LLC.

Pace Analytical Services, LLC
9800 Kincey Ave. Suite 100
Huntersville, NC 28078
(704)875-9092

ANALYTICAL RESULTS

Project: Hammond AP-1
Pace Project No.: 92731696

Sample: HAM-AP1-FB-01 **Lab ID: 92731696003** Collected: 05/15/24 15:56 Received: 05/17/24 12:55 Matrix: Water

Parameters	Results	Units	Report Limit	MDL	DF	Prepared	Analyzed	CAS No.	Qual
300.0 IC Anions 28 Days	Analytical Method: EPA 300.0 Rev 2.1 1993 Pace Analytical Services - Asheville								
Fluoride	ND	mg/L	0.10	0.050	1		06/12/24 13:26	16984-48-8	
Sulfate	ND	mg/L	1.0	0.50	1		06/12/24 13:26	14808-79-8	

REPORT OF LABORATORY ANALYSIS

This report shall not be reproduced, except in full,
without the written consent of Pace Analytical Services, LLC.

Pace Analytical Services, LLC
9800 Kincey Ave. Suite 100
Huntersville, NC 28078
(704)875-9092

ANALYTICAL RESULTS

Project: Hammond AP-1
Pace Project No.: 92731696

Sample: HAM-AP1-FB-02 **Lab ID: 92731696004** Collected: 05/15/24 17:19 Received: 05/17/24 12:55 Matrix: Water

Parameters	Results	Units	Report Limit	MDL	DF	Prepared	Analyzed	CAS No.	Qual
6010D ATL ICP	Analytical Method: EPA 6010D Preparation Method: EPA 3010A Pace Analytical Services - Peachtree Corners, GA								
Iron	ND	mg/L	0.040	0.025	1	05/18/24 14:09	05/23/24 01:17	7439-89-6	
Manganese	ND	mg/L	0.040	0.011	1	05/18/24 14:09	05/23/24 01:17	7439-96-5	
Potassium	ND	mg/L	0.50	0.15	1	05/18/24 14:09	05/23/24 01:17	7440-09-7	
Sodium	ND	mg/L	1.0	0.58	1	05/18/24 14:09	05/23/24 01:17	7440-23-5	
Calcium	ND	mg/L	1.0	0.12	1	05/18/24 14:09	05/23/24 01:17	7440-70-2	
Magnesium	ND	mg/L	0.050	0.012	1	05/18/24 14:09	05/23/24 01:17	7439-95-4	
6020 MET ICPMS	Analytical Method: EPA 6020B Preparation Method: EPA 3005A Pace Analytical Services - Peachtree Corners, GA								
Antimony	ND	mg/L	0.0030	0.00054	1	05/18/24 14:00	05/22/24 15:28	7440-36-0	
Arsenic	ND	mg/L	0.0050	0.00084	1	05/18/24 14:00	05/22/24 15:28	7440-38-2	
Barium	ND	mg/L	0.0050	0.00047	1	05/18/24 14:00	05/22/24 15:28	7440-39-3	
Beryllium	ND	mg/L	0.00050	0.000094	1	05/18/24 14:00	05/22/24 15:28	7440-41-7	
Boron	ND	mg/L	0.040	0.012	1	05/18/24 14:00	05/22/24 15:28	7440-42-8	
Cadmium	ND	mg/L	0.00050	0.00010	1	05/18/24 14:00	05/22/24 15:28	7440-43-9	
Chromium	ND	mg/L	0.0050	0.0019	1	05/18/24 14:00	05/22/24 15:28	7440-47-3	
Cobalt	ND	mg/L	0.0050	0.00032	1	05/18/24 14:00	05/22/24 15:28	7440-48-4	
Lead	ND	mg/L	0.0010	0.00016	1	05/18/24 14:00	05/22/24 15:28	7439-92-1	
Lithium	ND	mg/L	0.030	0.0016	1	05/18/24 14:00	05/22/24 15:28	7439-93-2	
Molybdenum	ND	mg/L	0.010	0.00062	1	05/18/24 14:00	05/22/24 15:28	7439-98-7	
Selenium	ND	mg/L	0.0050	0.00096	1	05/18/24 14:00	05/22/24 15:28	7782-49-2	
Thallium	ND	mg/L	0.0010	0.00038	1	05/18/24 14:00	05/22/24 15:28	7440-28-0	
7470 Mercury	Analytical Method: EPA 7470A Preparation Method: EPA 7470A Pace Analytical Services - Peachtree Corners, GA								
Mercury	ND	mg/L	0.00020	0.00013	1	05/24/24 08:30	05/24/24 12:56	7439-97-6	
2540C Total Dissolved Solids	Analytical Method: SM 2540C-2015 Pace Analytical Services - Peachtree Corners, GA								
Total Dissolved Solids	ND	mg/L	25.0	25.0	1		05/20/24 12:18		
2320B Alkalinity	Analytical Method: SM 2320B-2011 Pace Analytical Services - Asheville								
Alkalinity,Bicarbonate (CaCO3)	ND	mg/L	5.0	5.0	1		05/21/24 18:44		
Alkalinity,Carbonate (CaCO3)	ND	mg/L	5.0	5.0	1		05/21/24 18:44		
Alkalinity, Total as CaCO3	ND	mg/L	5.0	5.0	1		05/21/24 18:44		
4500S2D Sulfide Water	Analytical Method: SM 4500-S2D-2011 Pace Analytical Services - Asheville								
Sulfide	ND	mg/L	0.10	0.022	1		05/22/24 05:11	18496-25-8	
300.0 IC Anions 28 Days	Analytical Method: EPA 300.0 Rev 2.1 1993 Pace Analytical Services - Asheville								
Chloride	ND	mg/L	1.0	0.60	1		05/20/24 02:56	16887-00-6	

REPORT OF LABORATORY ANALYSIS

This report shall not be reproduced, except in full,
without the written consent of Pace Analytical Services, LLC.

Pace Analytical Services, LLC
9800 Kincey Ave. Suite 100
Huntersville, NC 28078
(704)875-9092

ANALYTICAL RESULTS

Project: Hammond AP-1
Pace Project No.: 92731696

Sample: HAM-AP1-FB-02 **Lab ID: 92731696004** Collected: 05/15/24 17:19 Received: 05/17/24 12:55 Matrix: Water

Parameters	Results	Units	Report Limit	MDL	DF	Prepared	Analyzed	CAS No.	Qual
300.0 IC Anions 28 Days	Analytical Method: EPA 300.0 Rev 2.1 1993 Pace Analytical Services - Asheville								
Fluoride	ND	mg/L	0.10	0.050	1		05/20/24 02:56	16984-48-8	
Sulfate	ND	mg/L	1.0	0.50	1		05/20/24 02:56	14808-79-8	

REPORT OF LABORATORY ANALYSIS

This report shall not be reproduced, except in full,
without the written consent of Pace Analytical Services, LLC.

Pace Analytical Services, LLC
9800 Kincey Ave. Suite 100
Huntersville, NC 28078
(704)875-9092

ANALYTICAL RESULTS

Project: Hammond AP-1
Pace Project No.: 92731696

Sample: HAM-AP1-FD-01 **Lab ID: 92731696005** Collected: 05/15/24 00:00 Received: 05/17/24 12:55 Matrix: Water

Parameters	Results	Units	Report Limit	MDL	DF	Prepared	Analyzed	CAS No.	Qual
6010D ATL ICP	Analytical Method: EPA 6010D Preparation Method: EPA 3010A Pace Analytical Services - Peachtree Corners, GA								
Iron	**0.20**	mg/L	0.040	0.025	1	05/18/24 14:09	05/23/24 01:21	7439-89-6	
Manganese	**0.70**	mg/L	0.040	0.011	1	05/18/24 14:09	05/23/24 01:21	7439-96-5	
Potassium	**6.5**	mg/L	0.50	0.15	1	05/18/24 14:09	05/23/24 01:21	7440-09-7	
Sodium	**8.9**	mg/L	1.0	0.58	1	05/18/24 14:09	05/23/24 01:21	7440-23-5	
Calcium	**103**	mg/L	1.0	0.12	1	05/18/24 14:09	05/23/24 01:21	7440-70-2	
Magnesium	**13.8**	mg/L	0.050	0.012	1	05/18/24 14:09	05/23/24 01:21	7439-95-4	
6020 MET ICPMS	Analytical Method: EPA 6020B Preparation Method: EPA 3005A Pace Analytical Services - Peachtree Corners, GA								
Antimony	ND	mg/L	0.0030	0.00054	1	05/18/24 14:00	05/22/24 15:31	7440-36-0	
Arsenic	ND	mg/L	0.0050	0.00084	1	05/18/24 14:00	05/22/24 15:31	7440-38-2	
Barium	**0.053**	mg/L	0.0050	0.00047	1	05/18/24 14:00	05/22/24 15:31	7440-39-3	
Beryllium	ND	mg/L	0.00050	0.000094	1	05/18/24 14:00	05/22/24 15:31	7440-41-7	
Boron	**1.5**	mg/L	0.040	0.012	1	05/18/24 14:00	05/22/24 15:31	7440-42-8	
Cadmium	ND	mg/L	0.00050	0.00010	1	05/18/24 14:00	05/22/24 15:31	7440-43-9	
Chromium	ND	mg/L	0.0050	0.0019	1	05/18/24 14:00	05/22/24 15:31	7440-47-3	
Cobalt	**0.0016J**	mg/L	0.0050	0.00032	1	05/18/24 14:00	05/22/24 15:31	7440-48-4	
Lead	ND	mg/L	0.0010	0.00016	1	05/18/24 14:00	05/22/24 15:31	7439-92-1	
Lithium	ND	mg/L	0.030	0.0016	1	05/18/24 14:00	05/22/24 15:31	7439-93-2	
Molybdenum	**0.090**	mg/L	0.010	0.00062	1	05/18/24 14:00	05/22/24 15:31	7439-98-7	
Selenium	**0.0011J**	mg/L	0.0050	0.00096	1	05/18/24 14:00	05/22/24 15:31	7782-49-2	
Thallium	ND	mg/L	0.0010	0.00038	1	05/18/24 14:00	05/22/24 15:31	7440-28-0	
7470 Mercury	Analytical Method: EPA 7470A Preparation Method: EPA 7470A Pace Analytical Services - Peachtree Corners, GA								
Mercury	ND	mg/L	0.00020	0.00013	1	05/24/24 08:30	05/24/24 12:59	7439-97-6	
2540C Total Dissolved Solids	Analytical Method: SM 2540C-2015 Pace Analytical Services - Peachtree Corners, GA								
Total Dissolved Solids	**528**	mg/L	25.0	25.0	1		05/20/24 12:18		
2320B Alkalinity	Analytical Method: SM 2320B-2011 Pace Analytical Services - Asheville								
Alkalinity,Bicarbonate (CaCO3)	**131**	mg/L	5.0	5.0	1		05/21/24 18:48		
Alkalinity,Carbonate (CaCO3)	ND	mg/L	5.0	5.0	1		05/21/24 18:48		
Alkalinity, Total as CaCO3	**131**	mg/L	5.0	5.0	1		05/21/24 18:48		
4500S2D Sulfide Water	Analytical Method: SM 4500-S2D-2011 Pace Analytical Services - Asheville								
Sulfide	ND	mg/L	0.10	0.022	1		05/22/24 05:12	18496-25-8	
300.0 IC Anions 28 Days	Analytical Method: EPA 300.0 Rev 2.1 1993 Pace Analytical Services - Asheville								
Chloride	**49.1**	mg/L	1.0	0.60	1		06/12/24 13:41	16887-00-6	

REPORT OF LABORATORY ANALYSIS

This report shall not be reproduced, except in full,
without the written consent of Pace Analytical Services, LLC.

Pace Analytical Services, LLC
9800 Kincey Ave. Suite 100
Huntersville, NC 28078
(704)875-9092

ANALYTICAL RESULTS

Project: Hammond AP-1
Pace Project No.: 92731696

Sample: HAM-AP1-FD-01 **Lab ID: 92731696005** Collected: 05/15/24 00:00 Received: 05/17/24 12:55 Matrix: Water

Parameters	Results	Units	Report Limit	MDL	DF	Prepared	Analyzed	CAS No.	Qual
300.0 IC Anions 28 Days	Analytical Method: EPA 300.0 Rev 2.1 1993 Pace Analytical Services - Asheville								
Fluoride	**0.19**	mg/L	0.10	0.050	1		06/12/24 13:41	16984-48-8	
Sulfate	**149**	mg/L	3.0	1.5	3		06/12/24 14:39	14808-79-8	

REPORT OF LABORATORY ANALYSIS

This report shall not be reproduced, except in full,
without the written consent of Pace Analytical Services, LLC.

Pace Analytical Services, LLC
9800 Kincey Ave. Suite 100
Huntersville, NC 28078
(704)875-9092

ANALYTICAL RESULTS

Project: Hammond AP-1
Pace Project No.: 92731696

Sample: HAM-AP1-FD-02 **Lab ID: 92731696006** Collected: 05/15/24 00:00 Received: 05/17/24 12:55 Matrix: Water

Parameters	Results	Units	Report Limit	MDL	DF	Prepared	Analyzed	CAS No.	Qual
6010D ATL ICP	Analytical Method: EPA 6010D Preparation Method: EPA 3010A Pace Analytical Services - Peachtree Corners, GA								
Iron	**7.9**	mg/L	0.040	0.025	1	05/18/24 14:09	05/23/24 01:24	7439-89-6	
Manganese	**4.6**	mg/L	0.040	0.011	1	05/18/24 14:09	05/23/24 01:24	7439-96-5	
Potassium	**4.8**	mg/L	0.50	0.15	1	05/18/24 14:09	05/23/24 01:24	7440-09-7	
Sodium	**6.9**	mg/L	1.0	0.58	1	05/18/24 14:09	05/23/24 01:24	7440-23-5	
Calcium	**103**	mg/L	1.0	0.12	1	05/18/24 14:09	05/23/24 01:24	7440-70-2	
Magnesium	**12.8**	mg/L	0.050	0.012	1	05/18/24 14:09	05/23/24 01:24	7439-95-4	
6020 MET ICPMS	Analytical Method: EPA 6020B Preparation Method: EPA 3005A Pace Analytical Services - Peachtree Corners, GA								
Antimony	ND	mg/L	0.0030	0.00054	1	05/18/24 14:00	05/22/24 15:45	7440-36-0	
Arsenic	**0.19**	mg/L	0.0050	0.00084	1	05/18/24 14:00	05/22/24 15:45	7440-38-2	
Barium	**0.042**	mg/L	0.0050	0.00047	1	05/18/24 14:00	05/22/24 15:45	7440-39-3	
Beryllium	ND	mg/L	0.00050	0.000094	1	05/18/24 14:00	05/22/24 15:45	7440-41-7	
Boron	**0.59**	mg/L	0.040	0.012	1	05/18/24 14:00	05/22/24 15:45	7440-42-8	
Cadmium	ND	mg/L	0.00050	0.00010	1	05/18/24 14:00	05/22/24 15:45	7440-43-9	
Chromium	ND	mg/L	0.0050	0.0019	1	05/18/24 14:00	05/22/24 15:45	7440-47-3	
Cobalt	**0.031**	mg/L	0.0050	0.00032	1	05/18/24 14:00	05/22/24 15:45	7440-48-4	
Lead	ND	mg/L	0.0010	0.00016	1	05/18/24 14:00	05/22/24 15:45	7439-92-1	
Lithium	**0.044**	mg/L	0.030	0.0016	1	05/18/24 14:00	05/22/24 15:45	7439-93-2	
Molybdenum	**0.014**	mg/L	0.010	0.00062	1	05/18/24 14:00	05/22/24 15:45	7439-98-7	
Selenium	ND	mg/L	0.0050	0.00096	1	05/18/24 14:00	05/22/24 15:45	7782-49-2	
Thallium	ND	mg/L	0.0010	0.00038	1	05/18/24 14:00	05/22/24 15:45	7440-28-0	
7470 Mercury	Analytical Method: EPA 7470A Preparation Method: EPA 7470A Pace Analytical Services - Peachtree Corners, GA								
Mercury	ND	mg/L	0.00020	0.00013	1	05/24/24 08:30	05/24/24 13:01	7439-97-6	
2540C Total Dissolved Solids	Analytical Method: SM 2540C-2015 Pace Analytical Services - Peachtree Corners, GA								
Total Dissolved Solids	**491**	mg/L	25.0	25.0	1		05/20/24 12:18		
2320B Alkalinity	Analytical Method: SM 2320B-2011 Pace Analytical Services - Asheville								
Alkalinity,Bicarbonate (CaCO3)	**138**	mg/L	5.0	5.0	1		05/21/24 19:06		
Alkalinity,Carbonate (CaCO3)	ND	mg/L	5.0	5.0	1		05/21/24 19:06		
Alkalinity, Total as CaCO3	**138**	mg/L	5.0	5.0	1		05/21/24 19:06		
4500S2D Sulfide Water	Analytical Method: SM 4500-S2D-2011 Pace Analytical Services - Asheville								
Sulfide	ND	mg/L	0.10	0.022	1		05/22/24 05:12	18496-25-8	
300.0 IC Anions 28 Days	Analytical Method: EPA 300.0 Rev 2.1 1993 Pace Analytical Services - Asheville								
Chloride	**10.1**	mg/L	1.0	0.60	1		05/20/24 10:17	16887-00-6	

REPORT OF LABORATORY ANALYSIS

This report shall not be reproduced, except in full,
without the written consent of Pace Analytical Services, LLC.

Pace Analytical Services, LLC
9800 Kincey Ave. Suite 100
Huntersville, NC 28078
(704)875-9092

ANALYTICAL RESULTS

Project: Hammond AP-1
Pace Project No.: 92731696

Sample: HAM-AP1-FD-02 **Lab ID: 92731696006** Collected: 05/15/24 00:00 Received: 05/17/24 12:55 Matrix: Water

Parameters	Results	Units	Report Limit	MDL	DF	Prepared	Analyzed	CAS No.	Qual
300.0 IC Anions 28 Days	Analytical Method: EPA 300.0 Rev 2.1 1993 Pace Analytical Services - Asheville								
Fluoride	**0.26**	mg/L	0.10	0.050	1		05/20/24 10:17	16984-48-8	
Sulfate	**189**	mg/L	4.0	2.0	4		05/20/24 20:43	14808-79-8	

REPORT OF LABORATORY ANALYSIS

This report shall not be reproduced, except in full,
without the written consent of Pace Analytical Services, LLC.

Pace Analytical Services, LLC
9800 Kincey Ave. Suite 100
Huntersville, NC 28078
(704)875-9092

ANALYTICAL RESULTS

Project: Hammond AP-1
Pace Project No.: 92731696

Sample: HAM-AS-01 **Lab ID: 92731696007** Collected: 05/14/24 14:08 Received: 05/17/24 12:55 Matrix: Water

Parameters	Results	Units	Report Limit	MDL	DF	Prepared	Analyzed	CAS No.	Qual
6010D ATL ICP	Analytical Method: EPA 6010D Preparation Method: EPA 3010A Pace Analytical Services - Peachtree Corners, GA								
Sodium	**12.4**	mg/L	1.0	0.58	1	05/18/24 14:09	05/24/24 11:34	7440-23-5	
Iron	**0.11**	mg/L	0.040	0.025	1	05/18/24 14:09	05/23/24 02:19	7439-89-6	
Manganese	**0.45**	mg/L	0.040	0.011	1	05/18/24 14:09	05/23/24 02:19	7439-96-5	
Potassium	**13.8**	mg/L	0.50	0.15	1	05/18/24 14:09	05/23/24 02:19	7440-09-7	
Calcium	**127**	mg/L	1.0	0.12	1	05/18/24 14:09	05/23/24 02:19	7440-70-2	
Magnesium	**17.1**	mg/L	0.050	0.012	1	05/18/24 14:09	05/23/24 02:19	7439-95-4	
6020 MET ICPMS	Analytical Method: EPA 6020B Preparation Method: EPA 3005A Pace Analytical Services - Peachtree Corners, GA								
Antimony	ND	mg/L	0.0030	0.00054	1	05/18/24 14:00	05/22/24 16:41	7440-36-0	
Arsenic	ND	mg/L	0.0050	0.00084	1	05/18/24 14:00	05/22/24 16:41	7440-38-2	
Barium	**0.075**	mg/L	0.0050	0.00047	1	05/18/24 14:00	05/22/24 16:41	7440-39-3	
Beryllium	ND	mg/L	0.00050	0.000094	1	05/18/24 14:00	05/22/24 16:41	7440-41-7	
Boron	**1.5**	mg/L	0.040	0.012	1	05/18/24 14:00	05/22/24 16:41	7440-42-8	
Cadmium	ND	mg/L	0.00050	0.00010	1	05/18/24 14:00	05/22/24 16:41	7440-43-9	
Chromium	ND	mg/L	0.0050	0.0019	1	05/18/24 14:00	05/22/24 16:41	7440-47-3	
Cobalt	**0.00070J**	mg/L	0.0050	0.00032	1	05/18/24 14:00	05/22/24 16:41	7440-48-4	
Lead	ND	mg/L	0.0010	0.00016	1	05/18/24 14:00	05/22/24 16:41	7439-92-1	
Lithium	**0.0050J**	mg/L	0.030	0.0016	1	05/18/24 14:00	05/22/24 16:41	7439-93-2	
Molybdenum	**0.082**	mg/L	0.010	0.00062	1	05/18/24 14:00	05/22/24 16:41	7439-98-7	
Selenium	ND	mg/L	0.0050	0.00096	1	05/18/24 14:00	05/22/24 16:41	7782-49-2	
Thallium	ND	mg/L	0.0010	0.00038	1	05/18/24 14:00	05/22/24 16:41	7440-28-0	
7470 Mercury	Analytical Method: EPA 7470A Preparation Method: EPA 7470A Pace Analytical Services - Peachtree Corners, GA								
Mercury	ND	mg/L	0.00020	0.00013	1	05/24/24 08:30	05/24/24 13:04	7439-97-6	
2540C Total Dissolved Solids	Analytical Method: SM 2540C-2015 Pace Analytical Services - Peachtree Corners, GA								
Total Dissolved Solids	**564**	mg/L	25.0	25.0	1		05/20/24 12:16		
2320B Alkalinity	Analytical Method: SM 2320B-2011 Pace Analytical Services - Asheville								
Alkalinity,Bicarbonate (CaCO3)	**175**	mg/L	5.0	5.0	1		05/21/24 16:31		
Alkalinity,Carbonate (CaCO3)	ND	mg/L	5.0	5.0	1		05/21/24 16:31		
Alkalinity, Total as CaCO3	**175**	mg/L	5.0	5.0	1		05/21/24 16:31		M1
4500S2D Sulfide Water	Analytical Method: SM 4500-S2D-2011 Pace Analytical Services - Asheville								
Sulfide	ND	mg/L	0.10	0.022	1		05/20/24 23:45	18496-25-8	
300.0 IC Anions 28 Days	Analytical Method: EPA 300.0 Rev 2.1 1993 Pace Analytical Services - Asheville								
Chloride	**56.9**	mg/L	1.0	0.60	1		05/21/24 00:39	16887-00-6	M1

REPORT OF LABORATORY ANALYSIS

This report shall not be reproduced, except in full,
without the written consent of Pace Analytical Services, LLC.

Pace Analytical Services, LLC
9800 Kincey Ave. Suite 100
Huntersville, NC 28078
(704)875-9092

ANALYTICAL RESULTS

Project: Hammond AP-1
Pace Project No.: 92731696

Sample: HAM-AS-01 **Lab ID: 92731696007** Collected: 05/14/24 14:08 Received: 05/17/24 12:55 Matrix: Water

Parameters	Results	Units	Report Limit	MDL	DF	Prepared	Analyzed	CAS No.	Qual
300.0 IC Anions 28 Days	Analytical Method: EPA 300.0 Rev 2.1 1993 Pace Analytical Services - Asheville								
Fluoride	**0.20**	mg/L	0.10	0.050	1		05/21/24 00:39	16984-48-8	
Sulfate	**178**	mg/L	4.0	2.0	4		05/21/24 08:01	14808-79-8	

REPORT OF LABORATORY ANALYSIS

This report shall not be reproduced, except in full,
without the written consent of Pace Analytical Services, LLC.

Pace Analytical Services, LLC
9800 Kincey Ave. Suite 100
Huntersville, NC 28078
(704)875-9092

ANALYTICAL RESULTS

Project: Hammond AP-1
Pace Project No.: 92731696

Sample: HAM-INW-04 **Lab ID: 92731696008** Collected: 05/15/24 14:20 Received: 05/17/24 12:55 Matrix: Water

Parameters	Results	Units	Report Limit	MDL	DF	Prepared	Analyzed	CAS No.	Qual
6010D ATL ICP	Analytical Method: EPA 6010D Preparation Method: EPA 3010A Pace Analytical Services - Peachtree Corners, GA								
Iron	**8.4**	mg/L	0.040	0.025	1	05/18/24 14:09	05/23/24 01:35	7439-89-6	
Manganese	**4.4**	mg/L	0.040	0.011	1	05/18/24 14:09	05/23/24 01:35	7439-96-5	
Potassium	**4.8**	mg/L	0.50	0.15	1	05/18/24 14:09	05/23/24 01:35	7440-09-7	
Sodium	**7.0**	mg/L	1.0	0.58	1	05/18/24 14:09	05/23/24 01:35	7440-23-5	
Calcium	**107**	mg/L	1.0	0.12	1	05/18/24 14:09	05/23/24 01:35	7440-70-2	
Magnesium	**13.1**	mg/L	0.050	0.012	1	05/18/24 14:09	05/23/24 01:35	7439-95-4	
6020 MET ICPMS	Analytical Method: EPA 6020B Preparation Method: EPA 3005A Pace Analytical Services - Peachtree Corners, GA								
Antimony	ND	mg/L	0.0030	0.00054	1	05/18/24 14:00	05/22/24 15:49	7440-36-0	
Arsenic	**0.19**	mg/L	0.0050	0.00084	1	05/18/24 14:00	05/22/24 15:49	7440-38-2	
Barium	**0.043**	mg/L	0.0050	0.00047	1	05/18/24 14:00	05/22/24 15:49	7440-39-3	
Beryllium	ND	mg/L	0.00050	0.000094	1	05/18/24 14:00	05/22/24 15:49	7440-41-7	
Boron	**0.59**	mg/L	0.040	0.012	1	05/18/24 14:00	05/22/24 15:49	7440-42-8	
Cadmium	ND	mg/L	0.00050	0.00010	1	05/18/24 14:00	05/22/24 15:49	7440-43-9	
Chromium	ND	mg/L	0.0050	0.0019	1	05/18/24 14:00	05/22/24 15:49	7440-47-3	
Cobalt	**0.031**	mg/L	0.0050	0.00032	1	05/18/24 14:00	05/22/24 15:49	7440-48-4	
Lead	ND	mg/L	0.0010	0.00016	1	05/18/24 14:00	05/22/24 15:49	7439-92-1	
Lithium	**0.043**	mg/L	0.030	0.0016	1	05/18/24 14:00	05/22/24 15:49	7439-93-2	
Molybdenum	**0.015**	mg/L	0.010	0.00062	1	05/18/24 14:00	05/22/24 15:49	7439-98-7	
Selenium	ND	mg/L	0.0050	0.00096	1	05/18/24 14:00	05/22/24 15:49	7782-49-2	
Thallium	ND	mg/L	0.0010	0.00038	1	05/18/24 14:00	05/22/24 15:49	7440-28-0	
7470 Mercury	Analytical Method: EPA 7470A Preparation Method: EPA 7470A Pace Analytical Services - Peachtree Corners, GA								
Mercury	ND	mg/L	0.00020	0.00013	1	05/24/24 08:30	05/24/24 13:07	7439-97-6	
2540C Total Dissolved Solids	Analytical Method: SM 2540C-2015 Pace Analytical Services - Peachtree Corners, GA								
Total Dissolved Solids	**483**	mg/L	25.0	25.0	1		05/20/24 12:19		
2320B Alkalinity	Analytical Method: SM 2320B-2011 Pace Analytical Services - Asheville								
Alkalinity,Bicarbonate (CaCO3)	**133**	mg/L	5.0	5.0	1		05/21/24 19:16		
Alkalinity,Carbonate (CaCO3)	ND	mg/L	5.0	5.0	1		05/21/24 19:16		
Alkalinity, Total as CaCO3	**133**	mg/L	5.0	5.0	1		05/21/24 19:16		
4500S2D Sulfide Water	Analytical Method: SM 4500-S2D-2011 Pace Analytical Services - Asheville								
Sulfide	ND	mg/L	0.10	0.022	1		05/22/24 05:13	18496-25-8	
300.0 IC Anions 28 Days	Analytical Method: EPA 300.0 Rev 2.1 1993 Pace Analytical Services - Asheville								
Chloride	**9.9**	mg/L	1.0	0.60	1		05/21/24 01:48	16887-00-6	

REPORT OF LABORATORY ANALYSIS

This report shall not be reproduced, except in full,
without the written consent of Pace Analytical Services, LLC.

Pace Analytical Services, LLC
9800 Kincey Ave. Suite 100
Huntersville, NC 28078
(704)875-9092

ANALYTICAL RESULTS

Project: Hammond AP-1
Pace Project No.: 92731696

Sample: HAM-INW-04 **Lab ID: 92731696008** Collected: 05/15/24 14:20 Received: 05/17/24 12:55 Matrix: Water

Parameters	Results	Units	Report Limit	MDL	DF	Prepared	Analyzed	CAS No.	Qual
300.0 IC Anions 28 Days	Analytical Method: EPA 300.0 Rev 2.1 1993 Pace Analytical Services - Asheville								
Fluoride	**0.28**	mg/L	0.10	0.050	1		05/21/24 01:48	16984-48-8	
Sulfate	**187**	mg/L	4.0	2.0	4		05/21/24 08:42	14808-79-8	

REPORT OF LABORATORY ANALYSIS

This report shall not be reproduced, except in full,
without the written consent of Pace Analytical Services, LLC.

Pace Analytical Services, LLC
9800 Kincey Ave. Suite 100
Huntersville, NC 28078
(704)875-9092

ANALYTICAL RESULTS

Project: Hammond AP-1
Pace Project No.: 92731696

Sample: HAM-INW-05 **Lab ID: 92731696009** Collected: 05/15/24 11:18 Received: 05/17/24 12:55 Matrix: Water

Parameters	Results	Units	Report Limit	MDL	DF	Prepared	Analyzed	CAS No.	Qual
6010D ATL ICP	Analytical Method: EPA 6010D Preparation Method: EPA 3010A Pace Analytical Services - Peachtree Corners, GA								
Iron	**16.9**	mg/L	0.040	0.025	1	05/18/24 14:09	05/23/24 01:38	7439-89-6	
Manganese	**3.3**	mg/L	0.040	0.011	1	05/18/24 14:09	05/23/24 01:38	7439-96-5	
Potassium	**4.7**	mg/L	0.50	0.15	1	05/18/24 14:09	05/23/24 01:38	7440-09-7	
Sodium	**6.7**	mg/L	1.0	0.58	1	05/18/24 14:09	05/23/24 01:38	7440-23-5	
Calcium	**101**	mg/L	1.0	0.12	1	05/18/24 14:09	05/23/24 01:38	7440-70-2	
Magnesium	**11.8**	mg/L	0.050	0.012	1	05/18/24 14:09	05/23/24 01:38	7439-95-4	
6020 MET ICPMS	Analytical Method: EPA 6020B Preparation Method: EPA 3005A Pace Analytical Services - Peachtree Corners, GA								
Antimony	ND	mg/L	0.0030	0.00054	1	05/18/24 14:00	05/22/24 15:53	7440-36-0	
Arsenic	**0.23**	mg/L	0.0050	0.00084	1	05/18/24 14:00	05/22/24 15:53	7440-38-2	
Barium	**0.033**	mg/L	0.0050	0.00047	1	05/18/24 14:00	05/22/24 15:53	7440-39-3	
Beryllium	**0.00012J**	mg/L	0.00050	0.000094	1	05/18/24 14:00	05/22/24 15:53	7440-41-7	
Boron	**0.51**	mg/L	0.040	0.012	1	05/18/24 14:00	05/22/24 15:53	7440-42-8	
Cadmium	ND	mg/L	0.00050	0.00010	1	05/18/24 14:00	05/22/24 15:53	7440-43-9	
Chromium	ND	mg/L	0.0050	0.0019	1	05/18/24 14:00	05/22/24 15:53	7440-47-3	
Cobalt	**0.026**	mg/L	0.0050	0.00032	1	05/18/24 14:00	05/22/24 15:53	7440-48-4	
Lead	ND	mg/L	0.0010	0.00016	1	05/18/24 14:00	05/22/24 15:53	7439-92-1	
Lithium	**0.057**	mg/L	0.030	0.0016	1	05/18/24 14:00	05/22/24 15:53	7439-93-2	
Molybdenum	**0.0096J**	mg/L	0.010	0.00062	1	05/18/24 14:00	05/22/24 15:53	7439-98-7	
Selenium	ND	mg/L	0.0050	0.00096	1	05/18/24 14:00	05/22/24 15:53	7782-49-2	
Thallium	ND	mg/L	0.0010	0.00038	1	05/18/24 14:00	05/22/24 15:53	7440-28-0	
7470 Mercury	Analytical Method: EPA 7470A Preparation Method: EPA 7470A Pace Analytical Services - Peachtree Corners, GA								
Mercury	ND	mg/L	0.00020	0.00013	1	05/24/24 08:30	05/24/24 13:09	7439-97-6	
2540C Total Dissolved Solids	Analytical Method: SM 2540C-2015 Pace Analytical Services - Peachtree Corners, GA								
Total Dissolved Solids	**456**	mg/L	25.0	25.0	1		05/20/24 12:20		
2320B Alkalinity	Analytical Method: SM 2320B-2011 Pace Analytical Services - Asheville								
Alkalinity,Bicarbonate (CaCO3)	**123**	mg/L	5.0	5.0	1		05/21/24 19:25		
Alkalinity,Carbonate (CaCO3)	ND	mg/L	5.0	5.0	1		05/21/24 19:25		
Alkalinity, Total as CaCO3	**123**	mg/L	5.0	5.0	1		05/21/24 19:25		
4500S2D Sulfide Water	Analytical Method: SM 4500-S2D-2011 Pace Analytical Services - Asheville								
Sulfide	ND	mg/L	0.10	0.022	1		05/22/24 05:13	18496-25-8	
300.0 IC Anions 28 Days	Analytical Method: EPA 300.0 Rev 2.1 1993 Pace Analytical Services - Asheville								
Chloride	**6.9**	mg/L	1.0	0.60	1		05/21/24 02:02	16887-00-6	

REPORT OF LABORATORY ANALYSIS

This report shall not be reproduced, except in full,
without the written consent of Pace Analytical Services, LLC.

Pace Analytical Services, LLC
9800 Kincey Ave. Suite 100
Huntersville, NC 28078
(704)875-9092

ANALYTICAL RESULTS

Project: Hammond AP-1
Pace Project No.: 92731696

Sample: HAM-INW-05 **Lab ID: 92731696009** Collected: 05/15/24 11:18 Received: 05/17/24 12:55 Matrix: Water

Parameters	Results	Units	Report Limit	MDL	DF	Prepared	Analyzed	CAS No.	Qual
300.0 IC Anions 28 Days	Analytical Method: EPA 300.0 Rev 2.1 1993 Pace Analytical Services - Asheville								
Fluoride	**0.37**	mg/L	0.10	0.050	1		05/21/24 02:02	16984-48-8	
Sulfate	**181**	mg/L	4.0	2.0	4		05/21/24 08:56	14808-79-8	

REPORT OF LABORATORY ANALYSIS

This report shall not be reproduced, except in full,
without the written consent of Pace Analytical Services, LLC.

Pace Analytical Services, LLC
9800 Kincey Ave. Suite 100
Huntersville, NC 28078
(704)875-9092

ANALYTICAL RESULTS

Project: Hammond AP-1
Pace Project No.: 92731696

Sample: HAM-PT-07 **Lab ID: 92731696010** Collected: 05/16/24 12:16 Received: 05/17/24 12:55 Matrix: Water

Parameters	Results	Units	Report Limit	MDL	DF	Prepared	Analyzed	CAS No.	Qual
6010D ATL ICP	Analytical Method: EPA 6010D Preparation Method: EPA 3010A Pace Analytical Services - Peachtree Corners, GA								
Iron	**15.7**	mg/L	0.040	0.025	1	05/18/24 14:09	05/23/24 01:41	7439-89-6	
Manganese	**3.4**	mg/L	0.040	0.011	1	05/18/24 14:09	05/23/24 01:41	7439-96-5	
Potassium	**4.9**	mg/L	0.50	0.15	1	05/18/24 14:09	05/23/24 01:41	7440-09-7	
Sodium	**7.0**	mg/L	1.0	0.58	1	05/18/24 14:09	05/23/24 01:41	7440-23-5	
Calcium	**96.0**	mg/L	1.0	0.12	1	05/18/24 14:09	05/23/24 01:41	7440-70-2	
Magnesium	**12.1**	mg/L	0.050	0.012	1	05/18/24 14:09	05/23/24 01:41	7439-95-4	
6020 MET ICPMS	Analytical Method: EPA 6020B Preparation Method: EPA 3005A Pace Analytical Services - Peachtree Corners, GA								
Antimony	ND	mg/L	0.0030	0.00054	1	05/18/24 14:00	05/22/24 15:56	7440-36-0	
Arsenic	**0.27**	mg/L	0.0050	0.00084	1	05/18/24 14:00	05/22/24 15:56	7440-38-2	
Barium	**0.034**	mg/L	0.0050	0.00047	1	05/18/24 14:00	05/22/24 15:56	7440-39-3	
Beryllium	ND	mg/L	0.00050	0.000094	1	05/18/24 14:00	05/22/24 15:56	7440-41-7	
Boron	**0.50**	mg/L	0.040	0.012	1	05/18/24 14:00	05/22/24 15:56	7440-42-8	
Cadmium	ND	mg/L	0.00050	0.00010	1	05/18/24 14:00	05/22/24 15:56	7440-43-9	
Chromium	ND	mg/L	0.0050	0.0019	1	05/18/24 14:00	05/22/24 15:56	7440-47-3	
Cobalt	**0.052**	mg/L	0.0050	0.00032	1	05/18/24 14:00	05/22/24 15:56	7440-48-4	
Lead	ND	mg/L	0.0010	0.00016	1	05/18/24 14:00	05/22/24 15:56	7439-92-1	
Lithium	**0.056**	mg/L	0.030	0.0016	1	05/18/24 14:00	05/22/24 15:56	7439-93-2	
Molybdenum	**0.0093J**	mg/L	0.010	0.00062	1	05/18/24 14:00	05/22/24 15:56	7439-98-7	
Selenium	ND	mg/L	0.0050	0.00096	1	05/18/24 14:00	05/22/24 15:56	7782-49-2	
Thallium	ND	mg/L	0.0010	0.00038	1	05/18/24 14:00	05/22/24 15:56	7440-28-0	
7470 Mercury	Analytical Method: EPA 7470A Preparation Method: EPA 7470A Pace Analytical Services - Peachtree Corners, GA								
Mercury	ND	mg/L	0.00020	0.00013	1	05/24/24 08:30	05/24/24 13:12	7439-97-6	
2540C Total Dissolved Solids	Analytical Method: SM 2540C-2015 Pace Analytical Services - Peachtree Corners, GA								
Total Dissolved Solids	**450**	mg/L	25.0	25.0	1		05/20/24 12:22		
2320B Alkalinity	Analytical Method: SM 2320B-2011 Pace Analytical Services - Asheville								
Alkalinity,Bicarbonate (CaCO3)	**116**	mg/L	5.0	5.0	1		05/28/24 17:56		
Alkalinity,Carbonate (CaCO3)	ND	mg/L	5.0	5.0	1		05/28/24 17:56		
Alkalinity, Total as CaCO3	**116**	mg/L	5.0	5.0	1		05/28/24 17:56		
4500S2D Sulfide Water	Analytical Method: SM 4500-S2D-2011 Pace Analytical Services - Asheville								
Sulfide	ND	mg/L	0.10	0.022	1		05/22/24 05:16	18496-25-8	
300.0 IC Anions 28 Days	Analytical Method: EPA 300.0 Rev 2.1 1993 Pace Analytical Services - Asheville								
Chloride	**10**	mg/L	1.0	0.60	1		05/21/24 02:16	16887-00-6	

REPORT OF LABORATORY ANALYSIS

This report shall not be reproduced, except in full,
without the written consent of Pace Analytical Services, LLC.

Pace Analytical Services, LLC
9800 Kincey Ave. Suite 100
Huntersville, NC 28078
(704)875-9092

ANALYTICAL RESULTS

Project: Hammond AP-1
Pace Project No.: 92731696

Sample: HAM-PT-07 **Lab ID: 92731696010** Collected: 05/16/24 12:16 Received: 05/17/24 12:55 Matrix: Water

Parameters	Results	Units	Report Limit	MDL	DF	Prepared	Analyzed	CAS No.	Qual
300.0 IC Anions 28 Days	Analytical Method: EPA 300.0 Rev 2.1 1993 Pace Analytical Services - Asheville								
Fluoride	**0.31**	mg/L	0.10	0.050	1		05/21/24 02:16	16984-48-8	
Sulfate	**171**	mg/L	4.0	2.0	4		05/21/24 09:10	14808-79-8	

REPORT OF LABORATORY ANALYSIS

This report shall not be reproduced, except in full,
without the written consent of Pace Analytical Services, LLC.

Pace Analytical Services, LLC
9800 Kincey Ave. Suite 100
Huntersville, NC 28078
(704)875-9092

ANALYTICAL RESULTS

Project: Hammond AP-1
Pace Project No.: 92731696

Sample: HAM-PT-08 **Lab ID: 92731696011** Collected: 05/16/24 10:37 Received: 05/17/24 12:55 Matrix: Water

Parameters	Results	Units	Report Limit	MDL	DF	Prepared	Analyzed	CAS No.	Qual
6010D ATL ICP	Analytical Method: EPA 6010D Preparation Method: EPA 3010A Pace Analytical Services - Peachtree Corners, GA								
Iron	**8.0**	mg/L	0.040	0.025	1	05/18/24 14:09	05/23/24 01:45	7439-89-6	
Manganese	**3.3**	mg/L	0.040	0.011	1	05/18/24 14:09	05/23/24 01:45	7439-96-5	
Potassium	**4.8**	mg/L	0.50	0.15	1	05/18/24 14:09	05/23/24 01:45	7440-09-7	
Sodium	**7.2**	mg/L	1.0	0.58	1	05/18/24 14:09	05/23/24 01:45	7440-23-5	
Calcium	**89.4**	mg/L	1.0	0.12	1	05/18/24 14:09	05/23/24 01:45	7440-70-2	
Magnesium	**11.5**	mg/L	0.050	0.012	1	05/18/24 14:09	05/23/24 01:45	7439-95-4	
6020 MET ICPMS	Analytical Method: EPA 6020B Preparation Method: EPA 3005A Pace Analytical Services - Peachtree Corners, GA								
Antimony	ND	mg/L	0.0030	0.00054	1	05/18/24 14:00	05/22/24 16:00	7440-36-0	
Arsenic	**0.23**	mg/L	0.0050	0.00084	1	05/18/24 14:00	05/22/24 16:00	7440-38-2	
Barium	**0.041**	mg/L	0.0050	0.00047	1	05/18/24 14:00	05/22/24 16:00	7440-39-3	
Beryllium	ND	mg/L	0.00050	0.000094	1	05/18/24 14:00	05/22/24 16:00	7440-41-7	
Boron	**0.73**	mg/L	0.040	0.012	1	05/18/24 14:00	05/22/24 16:00	7440-42-8	
Cadmium	ND	mg/L	0.00050	0.00010	1	05/18/24 14:00	05/22/24 16:00	7440-43-9	
Chromium	ND	mg/L	0.0050	0.0019	1	05/18/24 14:00	05/22/24 16:00	7440-47-3	
Cobalt	**0.046**	mg/L	0.0050	0.00032	1	05/18/24 14:00	05/22/24 16:00	7440-48-4	
Lead	**0.0079**	mg/L	0.0010	0.00016	1	05/18/24 14:00	05/22/24 16:00	7439-92-1	
Lithium	**0.010J**	mg/L	0.030	0.0016	1	05/18/24 14:00	05/22/24 16:00	7439-93-2	
Molybdenum	**0.017**	mg/L	0.010	0.00062	1	05/18/24 14:00	05/22/24 16:00	7439-98-7	
Selenium	ND	mg/L	0.0050	0.00096	1	05/18/24 14:00	05/22/24 16:00	7782-49-2	
Thallium	ND	mg/L	0.0010	0.00038	1	05/18/24 14:00	05/22/24 16:00	7440-28-0	
7470 Mercury	Analytical Method: EPA 7470A Preparation Method: EPA 7470A Pace Analytical Services - Peachtree Corners, GA								
Mercury	ND	mg/L	0.00020	0.00013	1	05/24/24 08:30	05/24/24 13:14	7439-97-6	
2540C Total Dissolved Solids	Analytical Method: SM 2540C-2015 Pace Analytical Services - Peachtree Corners, GA								
Total Dissolved Solids	**410**	mg/L	25.0	25.0	1		05/20/24 12:22		
2320B Alkalinity	Analytical Method: SM 2320B-2011 Pace Analytical Services - Asheville								
Alkalinity,Bicarbonate (CaCO3)	**104**	mg/L	5.0	5.0	1		05/28/24 18:06		
Alkalinity,Carbonate (CaCO3)	ND	mg/L	5.0	5.0	1		05/28/24 18:06		
Alkalinity, Total as CaCO3	**104**	mg/L	5.0	5.0	1		05/28/24 18:06		
4500S2D Sulfide Water	Analytical Method: SM 4500-S2D-2011 Pace Analytical Services - Asheville								
Sulfide	ND	mg/L	0.10	0.022	1		05/22/24 05:17	18496-25-8	
300.0 IC Anions 28 Days	Analytical Method: EPA 300.0 Rev 2.1 1993 Pace Analytical Services - Asheville								
Chloride	**16.7**	mg/L	1.0	0.60	1		05/21/24 20:59	16887-00-6	

REPORT OF LABORATORY ANALYSIS

This report shall not be reproduced, except in full,
without the written consent of Pace Analytical Services, LLC.

Pace Analytical Services, LLC
9800 Kincey Ave. Suite 100
Huntersville, NC 28078
(704)875-9092

ANALYTICAL RESULTS

Project: Hammond AP-1
Pace Project No.: 92731696

Sample: HAM-PT-08 **Lab ID: 92731696011** Collected: 05/16/24 10:37 Received: 05/17/24 12:55 Matrix: Water

Parameters	Results	Units	Report Limit	MDL	DF	Prepared	Analyzed	CAS No.	Qual
300.0 IC Anions 28 Days	Analytical Method: EPA 300.0 Rev 2.1 1993 Pace Analytical Services - Asheville								
Fluoride	**0.19**	mg/L	0.10	0.050	1		05/21/24 20:59	16984-48-8	
Sulfate	**159**	mg/L	4.0	2.0	4		05/22/24 07:35	14808-79-8	

REPORT OF LABORATORY ANALYSIS

This report shall not be reproduced, except in full,
without the written consent of Pace Analytical Services, LLC.

Pace Analytical Services, LLC
9800 Kincey Ave. Suite 100
Huntersville, NC 28078
(704)875-9092

ANALYTICAL RESULTS

Project: Hammond AP-1
Pace Project No.: 92731696

Sample: HAM-PT-09 **Lab ID: 92731696012** Collected: 05/14/24 10:40 Received: 05/17/24 12:55 Matrix: Water

Parameters	Results	Units	Report Limit	MDL	DF	Prepared	Analyzed	CAS No.	Qual
6010D ATL ICP	Analytical Method: EPA 6010D Preparation Method: EPA 3010A Pace Analytical Services - Peachtree Corners, GA								
Iron	**0.42**	mg/L	0.040	0.025	1	05/18/24 14:09	05/23/24 01:48	7439-89-6	
Manganese	**0.19**	mg/L	0.040	0.011	1	05/18/24 14:09	05/23/24 01:48	7439-96-5	
Potassium	**6.1**	mg/L	0.50	0.15	1	05/18/24 14:09	05/23/24 01:48	7440-09-7	
Sodium	**9.3**	mg/L	1.0	0.58	1	05/18/24 14:09	05/23/24 01:48	7440-23-5	
Calcium	**82.8**	mg/L	1.0	0.12	1	05/18/24 14:09	05/23/24 01:48	7440-70-2	
Magnesium	**23.7**	mg/L	0.050	0.012	1	05/18/24 14:09	05/23/24 01:48	7439-95-4	
6020 MET ICPMS	Analytical Method: EPA 6020B Preparation Method: EPA 3005A Pace Analytical Services - Peachtree Corners, GA								
Antimony	ND	mg/L	0.0030	0.00054	1	05/18/24 14:00	05/22/24 16:04	7440-36-0	
Arsenic	ND	mg/L	0.0050	0.00084	1	05/18/24 14:00	05/22/24 16:04	7440-38-2	
Barium	**0.058**	mg/L	0.0050	0.00047	1	05/18/24 14:00	05/22/24 16:04	7440-39-3	
Beryllium	ND	mg/L	0.00050	0.000094	1	05/18/24 14:00	05/22/24 16:04	7440-41-7	
Boron	**1.4**	mg/L	0.040	0.012	1	05/18/24 14:00	05/22/24 16:04	7440-42-8	
Cadmium	**0.00015J**	mg/L	0.00050	0.00010	1	05/18/24 14:00	05/22/24 16:04	7440-43-9	
Chromium	ND	mg/L	0.0050	0.0019	1	05/18/24 14:00	05/22/24 16:04	7440-47-3	
Cobalt	**0.0012J**	mg/L	0.0050	0.00032	1	05/18/24 14:00	05/22/24 16:04	7440-48-4	
Lead	**0.00017J**	mg/L	0.0010	0.00016	1	05/18/24 14:00	05/22/24 16:04	7439-92-1	
Lithium	ND	mg/L	0.030	0.0016	1	05/18/24 14:00	05/22/24 16:04	7439-93-2	
Molybdenum	**0.27**	mg/L	0.010	0.00062	1	05/18/24 14:00	05/22/24 16:04	7439-98-7	
Selenium	ND	mg/L	0.0050	0.00096	1	05/18/24 14:00	05/22/24 16:04	7782-49-2	
Thallium	ND	mg/L	0.0010	0.00038	1	05/18/24 14:00	05/22/24 16:04	7440-28-0	
7470 Mercury	Analytical Method: EPA 7470A Preparation Method: EPA 7470A Pace Analytical Services - Peachtree Corners, GA								
Mercury	ND	mg/L	0.00020	0.00013	1	05/24/24 08:30	05/24/24 13:17	7439-97-6	
2540C Total Dissolved Solids	Analytical Method: SM 2540C-2015 Pace Analytical Services - Peachtree Corners, GA								
Total Dissolved Solids	**436**	mg/L	25.0	25.0	1		05/20/24 12:17		
2320B Alkalinity	Analytical Method: SM 2320B-2011 Pace Analytical Services - Asheville								
Alkalinity,Bicarbonate (CaCO3)	**139**	mg/L	5.0	5.0	1		05/21/24 17:10		
Alkalinity,Carbonate (CaCO3)	ND	mg/L	5.0	5.0	1		05/21/24 17:10		
Alkalinity, Total as CaCO3	**139**	mg/L	5.0	5.0	1		05/21/24 17:10		M1
4500S2D Sulfide Water	Analytical Method: SM 4500-S2D-2011 Pace Analytical Services - Asheville								
Sulfide	ND	mg/L	0.10	0.022	1		05/20/24 23:46	18496-25-8	
300.0 IC Anions 28 Days	Analytical Method: EPA 300.0 Rev 2.1 1993 Pace Analytical Services - Asheville								
Chloride	**44.4**	mg/L	1.0	0.60	1		05/21/24 02:29	16887-00-6	

REPORT OF LABORATORY ANALYSIS

This report shall not be reproduced, except in full,
without the written consent of Pace Analytical Services, LLC.

Pace Analytical Services, LLC
9800 Kincey Ave. Suite 100
Huntersville, NC 28078
(704)875-9092

ANALYTICAL RESULTS

Project: Hammond AP-1
Pace Project No.: 92731696

Sample: HAM-PT-09 **Lab ID: 92731696012** Collected: 05/14/24 10:40 Received: 05/17/24 12:55 Matrix: Water

Parameters	Results	Units	Report Limit	MDL	DF	Prepared	Analyzed	CAS No.	Qual
300.0 IC Anions 28 Days	Analytical Method: EPA 300.0 Rev 2.1 1993 Pace Analytical Services - Asheville								
Fluoride	**0.37**	mg/L	0.10	0.050	1		05/21/24 02:29	16984-48-8	
Sulfate	**130**	mg/L	3.0	1.5	3		05/21/24 10:07	14808-79-8	M1

This report shall not be reproduced, except in full,
without the written consent of Pace Analytical Services, LLC.

Pace Analytical Services, LLC
9800 Kincey Ave. Suite 100
Huntersville, NC 28078
(704)875-9092

ANALYTICAL RESULTS

Project: Hammond AP-1
Pace Project No.: 92731696

Sample: HAM-PT-10 **Lab ID: 92731696013** Collected: 05/15/24 11:52 Received: 05/17/24 12:55 Matrix: Water

Parameters	Results	Units	Report Limit	MDL	DF	Prepared	Analyzed	CAS No.	Qual
6010D ATL ICP	Analytical Method: EPA 6010D Preparation Method: EPA 3010A Pace Analytical Services - Peachtree Corners, GA								
Iron	**0.24**	mg/L	0.040	0.025	1	05/18/24 14:09	05/23/24 01:51	7439-89-6	
Manganese	**0.74**	mg/L	0.040	0.011	1	05/18/24 14:09	05/23/24 01:51	7439-96-5	
Potassium	**6.7**	mg/L	0.50	0.15	1	05/18/24 14:09	05/23/24 01:51	7440-09-7	
Sodium	**9.2**	mg/L	1.0	0.58	1	05/18/24 14:09	05/23/24 01:51	7440-23-5	
Calcium	**108**	mg/L	1.0	0.12	1	05/18/24 14:09	05/23/24 01:51	7440-70-2	
Magnesium	**14.3**	mg/L	0.050	0.012	1	05/18/24 14:09	05/23/24 01:51	7439-95-4	
6020 MET ICPMS	Analytical Method: EPA 6020B Preparation Method: EPA 3005A Pace Analytical Services - Peachtree Corners, GA								
Antimony	ND	mg/L	0.0030	0.00054	1	05/18/24 14:00	05/22/24 16:07	7440-36-0	
Arsenic	ND	mg/L	0.0050	0.00084	1	05/18/24 14:00	05/22/24 16:07	7440-38-2	
Barium	**0.054**	mg/L	0.0050	0.00047	1	05/18/24 14:00	05/22/24 16:07	7440-39-3	
Beryllium	ND	mg/L	0.00050	0.000094	1	05/18/24 14:00	05/22/24 16:07	7440-41-7	
Boron	**1.5**	mg/L	0.040	0.012	1	05/18/24 14:00	05/22/24 16:07	7440-42-8	
Cadmium	ND	mg/L	0.00050	0.00010	1	05/18/24 14:00	05/22/24 16:07	7440-43-9	
Chromium	ND	mg/L	0.0050	0.0019	1	05/18/24 14:00	05/22/24 16:07	7440-47-3	
Cobalt	**0.0016J**	mg/L	0.0050	0.00032	1	05/18/24 14:00	05/22/24 16:07	7440-48-4	
Lead	ND	mg/L	0.0010	0.00016	1	05/18/24 14:00	05/22/24 16:07	7439-92-1	
Lithium	ND	mg/L	0.030	0.0016	1	05/18/24 14:00	05/22/24 16:07	7439-93-2	
Molybdenum	**0.092**	mg/L	0.010	0.00062	1	05/18/24 14:00	05/22/24 16:07	7439-98-7	
Selenium	ND	mg/L	0.0050	0.00096	1	05/18/24 14:00	05/22/24 16:07	7782-49-2	
Thallium	ND	mg/L	0.0010	0.00038	1	05/18/24 14:00	05/22/24 16:07	7440-28-0	
7470 Mercury	Analytical Method: EPA 7470A Preparation Method: EPA 7470A Pace Analytical Services - Peachtree Corners, GA								
Mercury	ND	mg/L	0.00020	0.00013	1	05/24/24 08:30	05/24/24 13:25	7439-97-6	
2540C Total Dissolved Solids	Analytical Method: SM 2540C-2015 Pace Analytical Services - Peachtree Corners, GA								
Total Dissolved Solids	**503**	mg/L	25.0	25.0	1		05/20/24 12:20		
2320B Alkalinity	Analytical Method: SM 2320B-2011 Pace Analytical Services - Asheville								
Alkalinity,Bicarbonate (CaCO3)	**132**	mg/L	5.0	5.0	1		05/21/24 19:35		
Alkalinity,Carbonate (CaCO3)	ND	mg/L	5.0	5.0	1		05/21/24 19:35		
Alkalinity, Total as CaCO3	**132**	mg/L	5.0	5.0	1		05/21/24 19:35		
4500S2D Sulfide Water	Analytical Method: SM 4500-S2D-2011 Pace Analytical Services - Asheville								
Sulfide	ND	mg/L	0.10	0.022	1		05/22/24 05:13	18496-25-8	
300.0 IC Anions 28 Days	Analytical Method: EPA 300.0 Rev 2.1 1993 Pace Analytical Services - Asheville								
Chloride	**50.1**	mg/L	1.0	0.60	1		05/21/24 03:11	16887-00-6	

REPORT OF LABORATORY ANALYSIS

This report shall not be reproduced, except in full,
without the written consent of Pace Analytical Services, LLC.

Pace Analytical Services, LLC
9800 Kincey Ave. Suite 100
Huntersville, NC 28078
(704)875-9092

ANALYTICAL RESULTS

Project: Hammond AP-1
Pace Project No.: 92731696

Sample: HAM-PT-10 **Lab ID: 92731696013** Collected: 05/15/24 11:52 Received: 05/17/24 12:55 Matrix: Water

Parameters	Results	Units	Report Limit	MDL	DF	Prepared	Analyzed	CAS No.	Qual
300.0 IC Anions 28 Days	Analytical Method: EPA 300.0 Rev 2.1 1993 Pace Analytical Services - Asheville								
Fluoride	**0.22**	mg/L	0.10	0.050	1		05/21/24 03:11	16984-48-8	
Sulfate	**146**	mg/L	3.0	1.5	3		05/21/24 10:48	14808-79-8	

This report shall not be reproduced, except in full,
without the written consent of Pace Analytical Services, LLC.

Pace Analytical Services, LLC
9800 Kincey Ave. Suite 100
Huntersville, NC 28078
(704)875-9092

ANALYTICAL RESULTS

Project: Hammond AP-1
Pace Project No.: 92731696

Sample: HAM-PT-11 **Lab ID: 92731696014** Collected: 05/14/24 15:20 Received: 05/17/24 12:55 Matrix: Water

Parameters	Results	Units	Report Limit	MDL	DF	Prepared	Analyzed	CAS No.	Qual
6010D ATL ICP	Analytical Method: EPA 6010D Preparation Method: EPA 3010A Pace Analytical Services - Peachtree Corners, GA								
Iron	ND	mg/L	0.040	0.025	1	05/18/24 14:09	05/23/24 01:55	7439-89-6	
Manganese	**0.28**	mg/L	0.040	0.011	1	05/18/24 14:09	05/23/24 01:55	7439-96-5	
Potassium	**6.0**	mg/L	0.50	0.15	1	05/18/24 14:09	05/23/24 01:55	7440-09-7	
Sodium	**8.8**	mg/L	1.0	0.58	1	05/18/24 14:09	05/23/24 01:55	7440-23-5	
Calcium	**90.9**	mg/L	1.0	0.12	1	05/18/24 14:09	05/23/24 01:55	7440-70-2	
Magnesium	**16.2**	mg/L	0.050	0.012	1	05/18/24 14:09	05/23/24 01:55	7439-95-4	
6020 MET ICPMS	Analytical Method: EPA 6020B Preparation Method: EPA 3005A Pace Analytical Services - Peachtree Corners, GA								
Antimony	ND	mg/L	0.0030	0.00054	1	05/18/24 14:00	05/22/24 16:11	7440-36-0	
Arsenic	ND	mg/L	0.0050	0.00084	1	05/18/24 14:00	05/22/24 16:11	7440-38-2	
Barium	**0.057**	mg/L	0.0050	0.00047	1	05/18/24 14:00	05/22/24 16:11	7440-39-3	
Beryllium	ND	mg/L	0.00050	0.000094	1	05/18/24 14:00	05/22/24 16:11	7440-41-7	
Boron	**1.6**	mg/L	0.040	0.012	1	05/18/24 14:00	05/22/24 16:11	7440-42-8	
Cadmium	**0.00013J**	mg/L	0.00050	0.00010	1	05/18/24 14:00	05/22/24 16:11	7440-43-9	
Chromium	ND	mg/L	0.0050	0.0019	1	05/18/24 14:00	05/22/24 16:11	7440-47-3	
Cobalt	**0.0016J**	mg/L	0.0050	0.00032	1	05/18/24 14:00	05/22/24 16:11	7440-48-4	
Lead	ND	mg/L	0.0010	0.00016	1	05/18/24 14:00	05/22/24 16:11	7439-92-1	
Lithium	ND	mg/L	0.030	0.0016	1	05/18/24 14:00	05/22/24 16:11	7439-93-2	
Molybdenum	**0.24**	mg/L	0.010	0.00062	1	05/18/24 14:00	05/22/24 16:11	7439-98-7	
Selenium	ND	mg/L	0.0050	0.00096	1	05/18/24 14:00	05/22/24 16:11	7782-49-2	
Thallium	ND	mg/L	0.0010	0.00038	1	05/18/24 14:00	05/22/24 16:11	7440-28-0	
7470 Mercury	Analytical Method: EPA 7470A Preparation Method: EPA 7470A Pace Analytical Services - Peachtree Corners, GA								
Mercury	ND	mg/L	0.00020	0.00013	1	05/24/24 08:30	05/24/24 13:28	7439-97-6	
2540C Total Dissolved Solids	Analytical Method: SM 2540C-2015 Pace Analytical Services - Peachtree Corners, GA								
Total Dissolved Solids	**441**	mg/L	25.0	25.0	1		05/20/24 12:17		
2320B Alkalinity	Analytical Method: SM 2320B-2011 Pace Analytical Services - Asheville								
Alkalinity,Bicarbonate (CaCO3)	**125**	mg/L	5.0	5.0	1		05/21/24 17:33		
Alkalinity,Carbonate (CaCO3)	ND	mg/L	5.0	5.0	1		05/21/24 17:33		
Alkalinity, Total as CaCO3	**125**	mg/L	5.0	5.0	1		05/21/24 17:33		
4500S2D Sulfide Water	Analytical Method: SM 4500-S2D-2011 Pace Analytical Services - Asheville								
Sulfide	ND	mg/L	0.10	0.022	1		05/20/24 23:46	18496-25-8	
300.0 IC Anions 28 Days	Analytical Method: EPA 300.0 Rev 2.1 1993 Pace Analytical Services - Asheville								
Chloride	**41.4**	mg/L	1.0	0.60	1		05/21/24 03:25	16887-00-6	

REPORT OF LABORATORY ANALYSIS

This report shall not be reproduced, except in full,
without the written consent of Pace Analytical Services, LLC.

Pace Analytical Services, LLC
9800 Kincey Ave. Suite 100
Huntersville, NC 28078
(704)875-9092

ANALYTICAL RESULTS

Project: Hammond AP-1
Pace Project No.: 92731696

Sample: HAM-PT-11 **Lab ID: 92731696014** Collected: 05/14/24 15:20 Received: 05/17/24 12:55 Matrix: Water

Parameters	Results	Units	Report Limit	MDL	DF	Prepared	Analyzed	CAS No.	Qual
300.0 IC Anions 28 Days	Analytical Method: EPA 300.0 Rev 2.1 1993 Pace Analytical Services - Asheville								
Fluoride	**0.34**	mg/L	0.10	0.050	1		05/21/24 03:25	16984-48-8	
Sulfate	**122**	mg/L	3.0	1.5	3		05/21/24 11:03	14808-79-8	

REPORT OF LABORATORY ANALYSIS

This report shall not be reproduced, except in full,
without the written consent of Pace Analytical Services, LLC.

Pace Analytical Services, LLC
9800 Kincey Ave. Suite 100
Huntersville, NC 28078
(704)875-9092

ANALYTICAL RESULTS

Project: Hammond AP-1
Pace Project No.: 92731696

Sample: HAM-PT-12 **Lab ID: 92731696015** Collected: 05/14/24 12:05 Received: 05/17/24 12:55 Matrix: Water

Parameters	Results	Units	Report Limit	MDL	DF	Prepared	Analyzed	CAS No.	Qual
6010D ATL ICP	Analytical Method: EPA 6010D Preparation Method: EPA 3010A Pace Analytical Services - Peachtree Corners, GA								
Iron	**0.33**	mg/L	0.040	0.025	1	05/18/24 14:09	05/23/24 01:59	7439-89-6	
Manganese	**1.0**	mg/L	0.040	0.011	1	05/18/24 14:09	05/23/24 01:59	7439-96-5	
Potassium	**6.8**	mg/L	0.50	0.15	1	05/18/24 14:09	05/23/24 01:59	7440-09-7	
Sodium	**11.8**	mg/L	1.0	0.58	1	05/18/24 14:09	05/23/24 01:59	7440-23-5	
Calcium	**99.7**	mg/L	1.0	0.12	1	05/18/24 14:09	05/23/24 01:59	7440-70-2	
Magnesium	**16.6**	mg/L	0.050	0.012	1	05/18/24 14:09	05/23/24 01:59	7439-95-4	
6020 MET ICPMS	Analytical Method: EPA 6020B Preparation Method: EPA 3005A Pace Analytical Services - Peachtree Corners, GA								
Antimony	ND	mg/L	0.0030	0.00054	1	05/18/24 14:00	05/22/24 16:15	7440-36-0	
Arsenic	ND	mg/L	0.0050	0.00084	1	05/18/24 14:00	05/22/24 16:15	7440-38-2	
Barium	**0.069**	mg/L	0.0050	0.00047	1	05/18/24 14:00	05/22/24 16:15	7440-39-3	
Beryllium	ND	mg/L	0.00050	0.000094	1	05/18/24 14:00	05/22/24 16:15	7440-41-7	
Boron	**1.6**	mg/L	0.040	0.012	1	05/18/24 14:00	05/22/24 16:15	7440-42-8	
Cadmium	**0.00014J**	mg/L	0.00050	0.00010	1	05/18/24 14:00	05/22/24 16:15	7440-43-9	
Chromium	ND	mg/L	0.0050	0.0019	1	05/18/24 14:00	05/22/24 16:15	7440-47-3	
Cobalt	**0.0044J**	mg/L	0.0050	0.00032	1	05/18/24 14:00	05/22/24 16:15	7440-48-4	
Lead	**0.00017J**	mg/L	0.0010	0.00016	1	05/18/24 14:00	05/22/24 16:15	7439-92-1	
Lithium	ND	mg/L	0.030	0.0016	1	05/18/24 14:00	05/22/24 16:15	7439-93-2	
Molybdenum	**0.085**	mg/L	0.010	0.00062	1	05/18/24 14:00	05/22/24 16:15	7439-98-7	
Selenium	ND	mg/L	0.0050	0.00096	1	05/18/24 14:00	05/22/24 16:15	7782-49-2	
Thallium	ND	mg/L	0.0010	0.00038	1	05/18/24 14:00	05/22/24 16:15	7440-28-0	
7470 Mercury	Analytical Method: EPA 7470A Preparation Method: EPA 7470A Pace Analytical Services - Peachtree Corners, GA								
Mercury	ND	mg/L	0.00020	0.00013	1	05/24/24 08:30	05/24/24 13:30	7439-97-6	
2540C Total Dissolved Solids	Analytical Method: SM 2540C-2015 Pace Analytical Services - Peachtree Corners, GA								
Total Dissolved Solids	**523**	mg/L	25.0	25.0	1		05/20/24 12:17		
2320B Alkalinity	Analytical Method: SM 2320B-2011 Pace Analytical Services - Asheville								
Alkalinity,Bicarbonate (CaCO3)	**129**	mg/L	5.0	5.0	1		05/21/24 17:51		
Alkalinity,Carbonate (CaCO3)	ND	mg/L	5.0	5.0	1		05/21/24 17:51		
Alkalinity, Total as CaCO3	**129**	mg/L	5.0	5.0	1		05/21/24 17:51		
4500S2D Sulfide Water	Analytical Method: SM 4500-S2D-2011 Pace Analytical Services - Asheville								
Sulfide	ND	mg/L	0.10	0.022	1		05/20/24 23:47	18496-25-8	
300.0 IC Anions 28 Days	Analytical Method: EPA 300.0 Rev 2.1 1993 Pace Analytical Services - Asheville								
Chloride	**50.3**	mg/L	1.0	0.60	1		05/21/24 03:38	16887-00-6	

REPORT OF LABORATORY ANALYSIS

This report shall not be reproduced, except in full,
without the written consent of Pace Analytical Services, LLC.

Pace Analytical Services, LLC
9800 Kincey Ave. Suite 100
Huntersville, NC 28078
(704)875-9092

ANALYTICAL RESULTS

Project: Hammond AP-1
Pace Project No.: 92731696

Sample: HAM-PT-12 **Lab ID: 92731696015** Collected: 05/14/24 12:05 Received: 05/17/24 12:55 Matrix: Water

Parameters	Results	Units	Report Limit	MDL	DF	Prepared	Analyzed	CAS No.	Qual
300.0 IC Anions 28 Days	Analytical Method: EPA 300.0 Rev 2.1 1993 Pace Analytical Services - Asheville								
Fluoride	**0.20**	mg/L	0.10	0.050	1		05/21/24 03:38	16984-48-8	
Sulfate	**125**	mg/L	3.0	1.5	3		05/21/24 11:17	14808-79-8	

REPORT OF LABORATORY ANALYSIS

This report shall not be reproduced, except in full,
without the written consent of Pace Analytical Services, LLC.

Pace Analytical Services, LLC
9800 Kincey Ave. Suite 100
Huntersville, NC 28078
(704)875-9092

ANALYTICAL RESULTS

Project: Hammond AP-1
Pace Project No.: 92731696

Sample: HAM-PT-13 **Lab ID: 92731696016** Collected: 05/15/24 18:45 Received: 05/17/24 12:55 Matrix: Water

Parameters	Results	Units	Report Limit	MDL	DF	Prepared	Analyzed	CAS No.	Qual
6010D ATL ICP	Analytical Method: EPA 6010D Preparation Method: EPA 3010A Pace Analytical Services - Peachtree Corners, GA								
Iron	**15.0**	mg/L	0.040	0.025	1	05/18/24 14:09	05/23/24 02:02	7439-89-6	
Manganese	**3.6**	mg/L	0.040	0.011	1	05/18/24 14:09	05/23/24 02:02	7439-96-5	
Potassium	**5.0**	mg/L	0.50	0.15	1	05/18/24 14:09	05/23/24 02:02	7440-09-7	
Sodium	**7.8**	mg/L	1.0	0.58	1	05/18/24 14:09	05/23/24 02:02	7440-23-5	
Calcium	**99.2**	mg/L	1.0	0.12	1	05/18/24 14:09	05/23/24 02:02	7440-70-2	
Magnesium	**12.0**	mg/L	0.050	0.012	1	05/18/24 14:09	05/23/24 02:02	7439-95-4	
6020 MET ICPMS	Analytical Method: EPA 6020B Preparation Method: EPA 3005A Pace Analytical Services - Peachtree Corners, GA								
Antimony	ND	mg/L	0.0030	0.00054	1	05/18/24 14:00	05/22/24 16:19	7440-36-0	
Arsenic	**0.29**	mg/L	0.0050	0.00084	1	05/18/24 14:00	05/22/24 16:19	7440-38-2	
Barium	**0.033**	mg/L	0.0050	0.00047	1	05/18/24 14:00	05/22/24 16:19	7440-39-3	
Beryllium	ND	mg/L	0.00050	0.000094	1	05/18/24 14:00	05/22/24 16:19	7440-41-7	
Boron	**0.52**	mg/L	0.040	0.012	1	05/18/24 14:00	05/22/24 16:19	7440-42-8	
Cadmium	ND	mg/L	0.00050	0.00010	1	05/18/24 14:00	05/22/24 16:19	7440-43-9	
Chromium	ND	mg/L	0.0050	0.0019	1	05/18/24 14:00	05/22/24 16:19	7440-47-3	
Cobalt	**0.024**	mg/L	0.0050	0.00032	1	05/18/24 14:00	05/22/24 16:19	7440-48-4	
Lead	ND	mg/L	0.0010	0.00016	1	05/18/24 14:00	05/22/24 16:19	7439-92-1	
Lithium	**0.058**	mg/L	0.030	0.0016	1	05/18/24 14:00	05/22/24 16:19	7439-93-2	
Molybdenum	**0.0087J**	mg/L	0.010	0.00062	1	05/18/24 14:00	05/22/24 16:19	7439-98-7	
Selenium	ND	mg/L	0.0050	0.00096	1	05/18/24 14:00	05/22/24 16:19	7782-49-2	
Thallium	ND	mg/L	0.0010	0.00038	1	05/18/24 14:00	05/22/24 16:19	7440-28-0	
7470 Mercury	Analytical Method: EPA 7470A Preparation Method: EPA 7470A Pace Analytical Services - Peachtree Corners, GA								
Mercury	ND	mg/L	0.00020	0.00013	1	05/24/24 08:30	05/24/24 13:33	7439-97-6	
2540C Total Dissolved Solids	Analytical Method: SM 2540C-2015 Pace Analytical Services - Peachtree Corners, GA								
Total Dissolved Solids	**459**	mg/L	25.0	25.0	1		05/20/24 12:21		
2320B Alkalinity	Analytical Method: SM 2320B-2011 Pace Analytical Services - Asheville								
Alkalinity,Bicarbonate (CaCO3)	**111**	mg/L	5.0	5.0	1		05/21/24 19:44		
Alkalinity,Carbonate (CaCO3)	ND	mg/L	5.0	5.0	1		05/21/24 19:44		
Alkalinity, Total as CaCO3	**111**	mg/L	5.0	5.0	1		05/21/24 19:44		
4500S2D Sulfide Water	Analytical Method: SM 4500-S2D-2011 Pace Analytical Services - Asheville								
Sulfide	ND	mg/L	0.10	0.022	1		05/22/24 05:14	18496-25-8	
300.0 IC Anions 28 Days	Analytical Method: EPA 300.0 Rev 2.1 1993 Pace Analytical Services - Asheville								
Chloride	**9.5**	mg/L	1.0	0.60	1		05/21/24 04:20	16887-00-6	

REPORT OF LABORATORY ANALYSIS

This report shall not be reproduced, except in full,
without the written consent of Pace Analytical Services, LLC.

Pace Analytical Services, LLC
9800 Kincey Ave. Suite 100
Huntersville, NC 28078
(704)875-9092

ANALYTICAL RESULTS

Project: Hammond AP-1
Pace Project No.: 92731696

Sample: HAM-PT-13 **Lab ID: 92731696016** Collected: 05/15/24 18:45 Received: 05/17/24 12:55 Matrix: Water

Parameters	Results	Units	Report Limit	MDL	DF	Prepared	Analyzed	CAS No.	Qual
300.0 IC Anions 28 Days	Analytical Method: EPA 300.0 Rev 2.1 1993 Pace Analytical Services - Asheville								
Fluoride	**0.34**	mg/L	0.10	0.050	1		05/21/24 04:20	16984-48-8	
Sulfate	**190**	mg/L	4.0	2.0	4		05/21/24 11:31	14808-79-8	

REPORT OF LABORATORY ANALYSIS

This report shall not be reproduced, except in full,
without the written consent of Pace Analytical Services, LLC.

Pace Analytical Services, LLC
9800 Kincey Ave. Suite 100
Huntersville, NC 28078
(704)875-9092

ANALYTICAL RESULTS

Project: Hammond AP-1
Pace Project No.: 92731696

Sample: HAM-PT-14 **Lab ID: 92731696017** Collected: 05/15/24 18:27 Received: 05/17/24 12:55 Matrix: Water

Parameters	Results	Units	Report Limit	MDL	DF	Prepared	Analyzed	CAS No.	Qual
6010D ATL ICP	Analytical Method: EPA 6010D Preparation Method: EPA 3010A Pace Analytical Services - Peachtree Corners, GA								
Iron	**14.9**	mg/L	0.040	0.025	1	05/18/24 14:09	05/23/24 02:05	7439-89-6	
Manganese	**3.1**	mg/L	0.040	0.011	1	05/18/24 14:09	05/23/24 02:05	7439-96-5	
Potassium	**5.0**	mg/L	0.50	0.15	1	05/18/24 14:09	05/23/24 02:05	7440-09-7	
Sodium	**6.7**	mg/L	1.0	0.58	1	05/18/24 14:09	05/23/24 02:05	7440-23-5	
Calcium	**97.4**	mg/L	1.0	0.12	1	05/18/24 14:09	05/23/24 02:05	7440-70-2	
Magnesium	**12.7**	mg/L	0.050	0.012	1	05/18/24 14:09	05/23/24 02:05	7439-95-4	
6020 MET ICPMS	Analytical Method: EPA 6020B Preparation Method: EPA 3005A Pace Analytical Services - Peachtree Corners, GA								
Antimony	ND	mg/L	0.0030	0.00054	1	05/18/24 14:00	05/22/24 16:33	7440-36-0	
Arsenic	**0.21**	mg/L	0.0050	0.00084	1	05/18/24 14:00	05/22/24 16:33	7440-38-2	
Barium	**0.038**	mg/L	0.0050	0.00047	1	05/18/24 14:00	05/22/24 16:33	7440-39-3	
Beryllium	**0.00016J**	mg/L	0.00050	0.000094	1	05/18/24 14:00	05/22/24 16:33	7440-41-7	
Boron	**0.51**	mg/L	0.040	0.012	1	05/18/24 14:00	05/22/24 16:33	7440-42-8	
Cadmium	ND	mg/L	0.00050	0.00010	1	05/18/24 14:00	05/22/24 16:33	7440-43-9	
Chromium	ND	mg/L	0.0050	0.0019	1	05/18/24 14:00	05/22/24 16:33	7440-47-3	
Cobalt	**0.020**	mg/L	0.0050	0.00032	1	05/18/24 14:00	05/22/24 16:33	7440-48-4	
Lead	**0.00046J**	mg/L	0.0010	0.00016	1	05/18/24 14:00	05/22/24 16:33	7439-92-1	
Lithium	**0.051**	mg/L	0.030	0.0016	1	05/18/24 14:00	05/22/24 16:33	7439-93-2	
Molybdenum	**0.011**	mg/L	0.010	0.00062	1	05/18/24 14:00	05/22/24 16:33	7439-98-7	
Selenium	ND	mg/L	0.0050	0.00096	1	05/18/24 14:00	05/22/24 16:33	7782-49-2	
Thallium	ND	mg/L	0.0010	0.00038	1	05/18/24 14:00	05/22/24 16:33	7440-28-0	
7470 Mercury	Analytical Method: EPA 7470A Preparation Method: EPA 7470A Pace Analytical Services - Peachtree Corners, GA								
Mercury	ND	mg/L	0.00020	0.00013	1	05/24/24 08:30	05/24/24 13:35	7439-97-6	
2540C Total Dissolved Solids	Analytical Method: SM 2540C-2015 Pace Analytical Services - Peachtree Corners, GA								
Total Dissolved Solids	**461**	mg/L	25.0	25.0	1		05/20/24 12:21		
2320B Alkalinity	Analytical Method: SM 2320B-2011 Pace Analytical Services - Asheville								
Alkalinity,Bicarbonate (CaCO3)	**121**	mg/L	5.0	5.0	1		05/21/24 19:53		
Alkalinity,Carbonate (CaCO3)	ND	mg/L	5.0	5.0	1		05/21/24 19:53		
Alkalinity, Total as CaCO3	**121**	mg/L	5.0	5.0	1		05/21/24 19:53		
4500S2D Sulfide Water	Analytical Method: SM 4500-S2D-2011 Pace Analytical Services - Asheville								
Sulfide	ND	mg/L	0.10	0.022	1		05/22/24 05:14	18496-25-8	
300.0 IC Anions 28 Days	Analytical Method: EPA 300.0 Rev 2.1 1993 Pace Analytical Services - Asheville								
Chloride	**10.5**	mg/L	1.0	0.60	1		05/21/24 04:34	16887-00-6	

REPORT OF LABORATORY ANALYSIS

This report shall not be reproduced, except in full,
without the written consent of Pace Analytical Services, LLC.

Pace Analytical Services, LLC
9800 Kincey Ave. Suite 100
Huntersville, NC 28078
(704)875-9092

ANALYTICAL RESULTS

Project: Hammond AP-1
Pace Project No.: 92731696

Sample: HAM-PT-14 **Lab ID: 92731696017** Collected: 05/15/24 18:27 Received: 05/17/24 12:55 Matrix: Water

Parameters	Results	Units	Report Limit	MDL	DF	Prepared	Analyzed	CAS No.	Qual
300.0 IC Anions 28 Days	Analytical Method: EPA 300.0 Rev 2.1 1993 Pace Analytical Services - Asheville								
Fluoride	**0.26**	mg/L	0.10	0.050	1		05/21/24 04:34	16984-48-8	
Sulfate	**175**	mg/L	4.0	2.0	4		05/21/24 11:44	14808-79-8	

REPORT OF LABORATORY ANALYSIS

This report shall not be reproduced, except in full,
without the written consent of Pace Analytical Services, LLC.

Pace Analytical Services, LLC
9800 Kincey Ave. Suite 100
Huntersville, NC 28078
(704)875-9092

ANALYTICAL RESULTS

Project: Hammond AP-1
Pace Project No.: 92731696

Sample: HAM-PT-15 **Lab ID: 92731696018** Collected: 05/15/24 16:10 Received: 05/17/24 12:55 Matrix: Water

Parameters	Results	Units	Report Limit	MDL	DF	Prepared	Analyzed	CAS No.	Qual
6010D ATL ICP	Analytical Method: EPA 6010D Preparation Method: EPA 3010A Pace Analytical Services - Peachtree Corners, GA								
Sodium	**8.1**	mg/L	1.0	0.58	1	05/18/24 14:09	05/24/24 11:31	7440-23-5	
Iron	**9.2**	mg/L	0.040	0.025	1	05/18/24 14:09	05/23/24 02:16	7439-89-6	
Manganese	**5.7**	mg/L	0.040	0.011	1	05/18/24 14:09	05/23/24 02:16	7439-96-5	
Potassium	**5.3**	mg/L	0.50	0.15	1	05/18/24 14:09	05/23/24 02:16	7440-09-7	
Calcium	**141**	mg/L	1.0	0.12	1	05/18/24 14:09	05/23/24 02:16	7440-70-2	
Magnesium	**16.1**	mg/L	0.050	0.012	1	05/18/24 14:09	05/23/24 02:16	7439-95-4	
6020 MET ICPMS	Analytical Method: EPA 6020B Preparation Method: EPA 3005A Pace Analytical Services - Peachtree Corners, GA								
Antimony	ND	mg/L	0.0030	0.00054	1	05/18/24 14:00	05/22/24 16:37	7440-36-0	
Arsenic	**0.39**	mg/L	0.0050	0.00084	1	05/18/24 14:00	05/22/24 16:37	7440-38-2	
Barium	**0.043**	mg/L	0.0050	0.00047	1	05/18/24 14:00	05/22/24 16:37	7440-39-3	
Beryllium	ND	mg/L	0.00050	0.000094	1	05/18/24 14:00	05/22/24 16:37	7440-41-7	
Boron	**0.76**	mg/L	0.040	0.012	1	05/18/24 14:00	05/22/24 16:37	7440-42-8	
Cadmium	ND	mg/L	0.00050	0.00010	1	05/18/24 14:00	05/22/24 16:37	7440-43-9	
Chromium	ND	mg/L	0.0050	0.0019	1	05/18/24 14:00	05/22/24 16:37	7440-47-3	
Cobalt	**0.059**	mg/L	0.0050	0.00032	1	05/18/24 14:00	05/22/24 16:37	7440-48-4	
Lead	ND	mg/L	0.0010	0.00016	1	05/18/24 14:00	05/22/24 16:37	7439-92-1	
Lithium	**0.047**	mg/L	0.030	0.0016	1	05/18/24 14:00	05/22/24 16:37	7439-93-2	
Molybdenum	**0.021**	mg/L	0.010	0.00062	1	05/18/24 14:00	05/22/24 16:37	7439-98-7	
Selenium	ND	mg/L	0.0050	0.00096	1	05/18/24 14:00	05/22/24 16:37	7782-49-2	
Thallium	ND	mg/L	0.0010	0.00038	1	05/18/24 14:00	05/22/24 16:37	7440-28-0	
7470 Mercury	Analytical Method: EPA 7470A Preparation Method: EPA 7470A Pace Analytical Services - Peachtree Corners, GA								
Mercury	ND	mg/L	0.00020	0.00013	1	05/24/24 08:30	05/24/24 13:38	7439-97-6	
2540C Total Dissolved Solids	Analytical Method: SM 2540C-2015 Pace Analytical Services - Peachtree Corners, GA								
Total Dissolved Solids	**639**	mg/L	25.0	25.0	1		05/20/24 12:22		
2320B Alkalinity	Analytical Method: SM 2320B-2011 Pace Analytical Services - Asheville								
Alkalinity,Bicarbonate (CaCO3)	**134**	mg/L	5.0	5.0	1		05/21/24 20:02		
Alkalinity,Carbonate (CaCO3)	ND	mg/L	5.0	5.0	1		05/21/24 20:02		
Alkalinity, Total as CaCO3	**134**	mg/L	5.0	5.0	1		05/21/24 20:02		
4500S2D Sulfide Water	Analytical Method: SM 4500-S2D-2011 Pace Analytical Services - Asheville								
Sulfide	ND	mg/L	0.10	0.022	1		05/22/24 05:15	18496-25-8	
300.0 IC Anions 28 Days	Analytical Method: EPA 300.0 Rev 2.1 1993 Pace Analytical Services - Asheville								
Chloride	**12.6**	mg/L	1.0	0.60	1		05/21/24 04:48	16887-00-6	

REPORT OF LABORATORY ANALYSIS

This report shall not be reproduced, except in full,
without the written consent of Pace Analytical Services, LLC.

Pace Analytical Services, LLC
9800 Kincey Ave. Suite 100
Huntersville, NC 28078
(704)875-9092

ANALYTICAL RESULTS

Project: Hammond AP-1
Pace Project No.: 92731696

Sample: HAM-PT-15 **Lab ID: 92731696018** Collected: 05/15/24 16:10 Received: 05/17/24 12:55 Matrix: Water

Parameters	Results	Units	Report Limit	MDL	DF	Prepared	Analyzed	CAS No.	Qual
300.0 IC Anions 28 Days	Analytical Method: EPA 300.0 Rev 2.1 1993 Pace Analytical Services - Asheville								
Fluoride	**0.35**	mg/L	0.10	0.050	1		05/21/24 04:48	16984-48-8	
Sulfate	**271**	mg/L	6.0	3.0	6		05/21/24 11:58	14808-79-8	

REPORT OF LABORATORY ANALYSIS

This report shall not be reproduced, except in full,
without the written consent of Pace Analytical Services, LLC.

Pace Analytical Services, LLC
9800 Kincey Ave. Suite 100
Huntersville, NC 28078
(704)875-9092

QUALITY CONTROL DATA

Project: Hammond AP-1
Pace Project No.: 92731696

QC Batch: 855608
QC Batch Method: EPA 3010A
Analysis Method: EPA 6010D
Analysis Description: 6010D ATL
Laboratory: Pace Analytical Services - Peachtree Corners, GA
Associated Lab Samples: 92731696001, 92731696002, 92731696003, 92731696004, 92731696005, 92731696006, 92731696007, 92731696008, 92731696009, 92731696010, 92731696011, 92731696012, 92731696013, 92731696014, 92731696015, 92731696016, 92731696017, 92731696018

METHOD BLANK: 4414794
Matrix: Water
Associated Lab Samples: 92731696001, 92731696002, 92731696003, 92731696004, 92731696005, 92731696006, 92731696007, 92731696008, 92731696009, 92731696010, 92731696011, 92731696012, 92731696013, 92731696014, 92731696015, 92731696016, 92731696017, 92731696018

Parameter	Units	Blank Result	Reporting Limit	MDL	Analyzed	Qualifiers
Calcium	mg/L	ND	1.0	0.12	05/23/24 00:42	
Iron	mg/L	ND	0.040	0.025	05/23/24 00:42	
Magnesium	mg/L	ND	0.050	0.012	05/23/24 00:42	
Manganese	mg/L	ND	0.040	0.011	05/23/24 00:42	
Potassium	mg/L	ND	0.50	0.15	05/23/24 00:42	
Sodium	mg/L	ND	1.0	0.58	05/23/24 00:42	

LABORATORY CONTROL SAMPLE: 4414795

Parameter	Units	Spike Conc.	LCS Result	LCS % Rec	% Rec Limits	Qualifiers
Calcium	mg/L	1	1.0	101	80-120	
Iron	mg/L	1	1.0	101	80-120	
Magnesium	mg/L	1	1.0	103	80-120	
Manganese	mg/L	1	0.99	99	80-120	
Potassium	mg/L	1	1.0	103	80-120	
Sodium	mg/L	1	1.0	100	80-120	

MATRIX SPIKE & MATRIX SPIKE DUPLICATE: 4414796 4414797

Parameter	Units	92731696001 Result	MS Spike Conc.	MSD Spike Conc.	MS Result	MSD Result	MS % Rec	MSD % Rec	% Rec Limits	RPD	Max RPD	Qual
Calcium	mg/L	ND	1	1	1.0J	1.0	99	100	75-125		20	
Iron	mg/L	ND	1	1	0.99	1.0	99	100	75-125	1	20	
Magnesium	mg/L	ND	1	1	1.0	1.0	103	103	75-125	0	20	
Manganese	mg/L	ND	1	1	0.99	0.99	99	99	75-125	1	20	
Potassium	mg/L	ND	1	1	0.98	1.0	97	99	75-125	2	20	
Sodium	mg/L	ND	1	1	1.3	1.3	103	100	75-125	2	20	

Results presented on this page are in the units indicated by the "Units" column except where an alternate unit is presented to the right of the result.

REPORT OF LABORATORY ANALYSIS

This report shall not be reproduced, except in full,
without the written consent of Pace Analytical Services, LLC.

Pace Analytical Services, LLC
9800 Kincey Ave. Suite 100
Huntersville, NC 28078
(704)875-9092

QUALITY CONTROL DATA

Project: Hammond AP-1
Pace Project No.: 92731696

QC Batch: 855534
QC Batch Method: EPA 3005A
Analysis Method: EPA 6020B
Analysis Description: 6020 MET
Laboratory: Pace Analytical Services - Peachtree Corners, GA
Associated Lab Samples: 92731696001, 92731696002, 92731696003, 92731696004, 92731696005, 92731696006, 92731696007, 92731696008, 92731696009, 92731696010, 92731696011, 92731696012, 92731696013, 92731696014, 92731696015, 92731696016, 92731696017, 92731696018

METHOD BLANK: 4414417 Matrix: Water
Associated Lab Samples: 92731696001, 92731696002, 92731696003, 92731696004, 92731696005, 92731696006, 92731696007, 92731696008, 92731696009, 92731696010, 92731696011, 92731696012, 92731696013, 92731696014, 92731696015, 92731696016, 92731696017, 92731696018

Parameter	Units	Blank Result	Reporting Limit	MDL	Analyzed	Qualifiers
Antimony	mg/L	ND	0.0030	0.00054	05/22/24 14:58	
Arsenic	mg/L	ND	0.0050	0.00084	05/22/24 14:58	
Barium	mg/L	ND	0.0050	0.00047	05/22/24 14:58	
Beryllium	mg/L	ND	0.00050	0.000094	05/22/24 14:58	
Boron	mg/L	ND	0.040	0.012	05/22/24 14:58	
Cadmium	mg/L	ND	0.00050	0.00010	05/22/24 14:58	
Chromium	mg/L	ND	0.0050	0.0019	05/22/24 14:58	
Cobalt	mg/L	ND	0.0050	0.00032	05/22/24 14:58	
Lead	mg/L	ND	0.0010	0.00016	05/22/24 14:58	
Lithium	mg/L	ND	0.030	0.0016	05/22/24 14:58	
Molybdenum	mg/L	ND	0.010	0.00062	05/22/24 14:58	
Selenium	mg/L	ND	0.0050	0.00096	05/22/24 14:58	
Thallium	mg/L	ND	0.0010	0.00038	05/22/24 14:58	

LABORATORY CONTROL SAMPLE: 4414418

Parameter	Units	Spike Conc.	LCS Result	LCS % Rec	% Rec Limits	Qualifiers
Antimony	mg/L	0.1	0.11	106	80-120	
Arsenic	mg/L	0.1	0.10	101	80-120	
Barium	mg/L	0.1	0.10	101	80-120	
Beryllium	mg/L	0.1	0.10	104	80-120	
Boron	mg/L	1	1.0	103	80-120	
Cadmium	mg/L	0.1	0.10	103	80-120	
Chromium	mg/L	0.1	0.10	103	80-120	
Cobalt	mg/L	0.1	0.10	101	80-120	
Lead	mg/L	0.1	0.10	104	80-120	
Lithium	mg/L	0.1	0.11	106	80-120	
Molybdenum	mg/L	0.1	0.10	105	80-120	
Selenium	mg/L	0.1	0.10	101	80-120	
Thallium	mg/L	0.1	0.10	100	80-120	

Results presented on this page are in the units indicated by the "Units" column except where an alternate unit is presented to the right of the result.

REPORT OF LABORATORY ANALYSIS

This report shall not be reproduced, except in full,
without the written consent of Pace Analytical Services, LLC.

Pace Analytical Services, LLC
9800 Kincey Ave. Suite 100
Huntersville, NC 28078
(704)875-9092

QUALITY CONTROL DATA

Project: Hammond AP-1
Pace Project No.: 92731696

MATRIX SPIKE & MATRIX SPIKE DUPLICATE: 4414419 4414420

Parameter	Units	92731696001 Result	MS Spike Conc.	MSD Spike Conc.	MS Result	MSD Result	MS % Rec	MSD % Rec	% Rec Limits	RPD	Max RPD	Qual
Antimony	mg/L	ND	0.1	0.1	0.10	0.10	105	103	75-125	1	20	
Arsenic	mg/L	ND	0.1	0.1	0.098	0.099	98	99	75-125	1	20	
Barium	mg/L	ND	0.1	0.1	0.10	0.098	100	98	75-125	2	20	
Beryllium	mg/L	ND	0.1	0.1	0.10	0.10	102	102	75-125	0	20	
Boron	mg/L	ND	1	1	1.0	1.0	101	100	75-125	1	20	
Cadmium	mg/L	ND	0.1	0.1	0.10	0.10	100	100	75-125	0	20	
Chromium	mg/L	ND	0.1	0.1	0.099	0.098	99	98	75-125	1	20	
Cobalt	mg/L	ND	0.1	0.1	0.098	0.099	98	99	75-125	1	20	
Lead	mg/L	ND	0.1	0.1	0.10	0.10	100	101	75-125	1	20	
Lithium	mg/L	ND	0.1	0.1	0.10	0.10	104	104	75-125	0	20	
Molybdenum	mg/L	ND	0.1	0.1	0.10	0.10	102	101	75-125	1	20	
Selenium	mg/L	ND	0.1	0.1	0.097	0.098	97	98	75-125	1	20	
Thallium	mg/L	ND	0.1	0.1	0.097	0.099	97	98	75-125	1	20	

Results presented on this page are in the units indicated by the "Units" column except where an alternate unit is presented to the right of the result.

REPORT OF LABORATORY ANALYSIS

This report shall not be reproduced, except in full,
without the written consent of Pace Analytical Services, LLC.

Pace Analytical Services, LLC
9800 Kincey Ave. Suite 100
Huntersville, NC 28078
(704)875-9092

QUALITY CONTROL DATA

Project: Hammond AP-1
Pace Project No.: 92731696

QC Batch: 856966
QC Batch Method: EPA 7470A
Analysis Method: EPA 7470A
Analysis Description: 7470 Mercury
Laboratory: Pace Analytical Services - Peachtree Corners, GA
Associated Lab Samples: 92731696001, 92731696002, 92731696003, 92731696004, 92731696005, 92731696006, 92731696007, 92731696008, 92731696009, 92731696010, 92731696011, 92731696012, 92731696013, 92731696014, 92731696015, 92731696016, 92731696017, 92731696018

METHOD BLANK: 4421300 Matrix: Water
Associated Lab Samples: 92731696001, 92731696002, 92731696003, 92731696004, 92731696005, 92731696006, 92731696007, 92731696008, 92731696009, 92731696010, 92731696011, 92731696012, 92731696013, 92731696014, 92731696015, 92731696016, 92731696017, 92731696018

Parameter	Units	Blank Result	Reporting Limit	MDL	Analyzed	Qualifiers
Mercury	mg/L	ND	0.00020	0.00013	05/24/24 12:26	

LABORATORY CONTROL SAMPLE: 4421301

Parameter	Units	Spike Conc.	LCS Result	LCS % Rec	% Rec Limits	Qualifiers
Mercury	mg/L	0.0025	0.0024	97	80-120	

MATRIX SPIKE & MATRIX SPIKE DUPLICATE: 4421302 4421303

Parameter	Units	92731696002 Result	MS Spike Conc.	MSD Spike Conc.	MS Result	MSD Result	MS % Rec	MSD % Rec	% Rec Limits	RPD	Max RPD	Qual
Mercury	mg/L	ND	0.0025	0.0025	0.0024	0.0024	95	95	75-125	1	20	

Results presented on this page are in the units indicated by the "Units" column except where an alternate unit is presented to the right of the result.

REPORT OF LABORATORY ANALYSIS

This report shall not be reproduced, except in full,
without the written consent of Pace Analytical Services, LLC.

Pace Analytical Services, LLC
9800 Kincey Ave. Suite 100
Huntersville, NC 28078
(704)875-9092

QUALITY CONTROL DATA

Project: Hammond AP-1
Pace Project No.: 92731696

QC Batch: 855801
QC Batch Method: SM 2540C-2015
Analysis Method: SM 2540C-2015
Analysis Description: 2540C Total Dissolved Solids
Laboratory: Pace Analytical Services - Peachtree Corners, GA
Associated Lab Samples: 92731696001, 92731696002, 92731696003, 92731696004, 92731696005, 92731696006, 92731696007, 92731696008, 92731696009, 92731696010, 92731696011, 92731696012, 92731696013, 92731696014, 92731696015, 92731696016, 92731696017, 92731696018

METHOD BLANK: 4415457 Matrix: Water
Associated Lab Samples: 92731696001, 92731696002, 92731696003, 92731696004, 92731696005, 92731696006, 92731696007, 92731696008, 92731696009, 92731696010, 92731696011, 92731696012, 92731696013, 92731696014, 92731696015, 92731696016, 92731696017, 92731696018

Parameter	Units	Blank Result	Reporting Limit	MDL	Analyzed	Qualifiers
Total Dissolved Solids	mg/L	ND	25.0	25.0	05/20/24 12:16	

LABORATORY CONTROL SAMPLE: 4415458

Parameter	Units	Spike Conc.	LCS Result	LCS % Rec	% Rec Limits	Qualifiers
Total Dissolved Solids	mg/L	400	396	99	80-120	

SAMPLE DUPLICATE: 4415459

Parameter	Units	92731696007 Result	Dup Result	RPD	Max RPD	Qualifiers
Total Dissolved Solids	mg/L	564	575	2	10	

SAMPLE DUPLICATE: 4415460

Parameter	Units	92731696008 Result	Dup Result	RPD	Max RPD	Qualifiers
Total Dissolved Solids	mg/L	483	478	1	10	

Results presented on this page are in the units indicated by the "Units" column except where an alternate unit is presented to the right of the result.

REPORT OF LABORATORY ANALYSIS

This report shall not be reproduced, except in full,
without the written consent of Pace Analytical Services, LLC.

Pace Analytical Services, LLC
9800 Kincey Ave. Suite 100
Huntersville, NC 28078
(704)875-9092

QUALITY CONTROL DATA

Project: Hammond AP-1
Pace Project No.: 92731696

QC Batch: 856180
QC Batch Method: SM 2320B-2011
Analysis Method: SM 2320B-2011
Analysis Description: 2320B Alkalinity
Laboratory: Pace Analytical Services - Asheville
Associated Lab Samples: 92731696001, 92731696002, 92731696003, 92731696004, 92731696005, 92731696006, 92731696007, 92731696008, 92731696009, 92731696012, 92731696013, 92731696014, 92731696015, 92731696016, 92731696017, 92731696018

METHOD BLANK: 4417200 Matrix: Water
Associated Lab Samples: 92731696001, 92731696002, 92731696003, 92731696004, 92731696005, 92731696006, 92731696007, 92731696008, 92731696009, 92731696012, 92731696013, 92731696014, 92731696015, 92731696016, 92731696017, 92731696018

Parameter	Units	Blank Result	Reporting Limit	MDL	Analyzed	Qualifiers
Alkalinity, Total as CaCO3	mg/L	ND	5.0	5.0	05/21/24 16:14	
Alkalinity,Bicarbonate (CaCO3)	mg/L	ND	5.0	5.0	05/21/24 16:14	
Alkalinity,Carbonate (CaCO3)	mg/L	ND	5.0	5.0	05/21/24 16:14	

LABORATORY CONTROL SAMPLE: 4417201

Parameter	Units	Spike Conc.	LCS Result	LCS % Rec	% Rec Limits	Qualifiers
Alkalinity, Total as CaCO3	mg/L	50	51.4	103	80-120	

LABORATORY CONTROL SAMPLE: 4417202

Parameter	Units	Spike Conc.	LCS Result	LCS % Rec	% Rec Limits	Qualifiers
Alkalinity, Total as CaCO3	mg/L	50	49.9	100	80-120	

MATRIX SPIKE & MATRIX SPIKE DUPLICATE: 4417203 4417204

Parameter	Units	92731696007 Result	MS Spike Conc.	MSD Spike Conc.	MS Result	MSD Result	MS % Rec	MSD % Rec	% Rec Limits	RPD	Max RPD	Qual
Alkalinity, Total as CaCO3	mg/L	175	50	50	214	211	79	72	80-120	2	25	M1

MATRIX SPIKE & MATRIX SPIKE DUPLICATE: 4417205 4417206

Parameter	Units	92731696012 Result	MS Spike Conc.	MSD Spike Conc.	MS Result	MSD Result	MS % Rec	MSD % Rec	% Rec Limits	RPD	Max RPD	Qual
Alkalinity, Total as CaCO3	mg/L	139	50	50	181	177	83	77	80-120	2	25	M1

Results presented on this page are in the units indicated by the "Units" column except where an alternate unit is presented to the right of the result.

REPORT OF LABORATORY ANALYSIS

This report shall not be reproduced, except in full,
without the written consent of Pace Analytical Services, LLC.

Pace Analytical Services, LLC
9800 Kincey Ave. Suite 100
Huntersville, NC 28078
(704)875-9092

QUALITY CONTROL DATA

Project: Hammond AP-1
Pace Project No.: 92731696

QC Batch: 857348
QC Batch Method: SM 2320B-2011
Analysis Method: SM 2320B-2011
Analysis Description: 2320B Alkalinity
Laboratory: Pace Analytical Services - Asheville
Associated Lab Samples: 92731696010, 92731696011

METHOD BLANK: 4422747 Matrix: Water
Associated Lab Samples: 92731696010, 92731696011

Parameter	Units	Blank Result	Reporting Limit	MDL	Analyzed	Qualifiers
Alkalinity, Total as CaCO3	mg/L	ND	5.0	5.0	05/28/24 16:34	
Alkalinity,Bicarbonate (CaCO3)	mg/L	ND	5.0	5.0	05/28/24 16:34	
Alkalinity,Carbonate (CaCO3)	mg/L	ND	5.0	5.0	05/28/24 16:34	

LABORATORY CONTROL SAMPLE: 4422748

Parameter	Units	Spike Conc.	LCS Result	LCS % Rec	% Rec Limits	Qualifiers
Alkalinity, Total as CaCO3	mg/L	50	50.4	101	80-120	

LABORATORY CONTROL SAMPLE: 4422749

Parameter	Units	Spike Conc.	LCS Result	LCS % Rec	% Rec Limits	Qualifiers
Alkalinity, Total as CaCO3	mg/L	50	50.0	100	80-120	

MATRIX SPIKE & MATRIX SPIKE DUPLICATE: 4422750 4422751

Parameter	Units	92731615001 Result	MS Spike Conc.	MSD Spike Conc.	MS Result	MSD Result	MS % Rec	MSD % Rec	% Rec Limits	RPD	Max RPD	Qual
Alkalinity, Total as CaCO3	mg/L	75300 ug/L	50	50	124	125	98	99	80-120	0	25	

MATRIX SPIKE & MATRIX SPIKE DUPLICATE: 4422752 4422753

Parameter	Units	92732006003 Result	MS Spike Conc.	MSD Spike Conc.	MS Result	MSD Result	MS % Rec	MSD % Rec	% Rec Limits	RPD	Max RPD	Qual
Alkalinity, Total as CaCO3	mg/L	766	50	50	804	820	76	109	80-120	2	25	M1

Results presented on this page are in the units indicated by the "Units" column except where an alternate unit is presented to the right of the result.

REPORT OF LABORATORY ANALYSIS

This report shall not be reproduced, except in full,
without the written consent of Pace Analytical Services, LLC.

Pace Analytical Services, LLC
9800 Kincey Ave. Suite 100
Huntersville, NC 28078
(704)875-9092

QUALITY CONTROL DATA

Project: Hammond AP-1
Pace Project No.: 92731696

QC Batch: 855942
QC Batch Method: SM 4500-S2D-2011
Analysis Method: SM 4500-S2D-2011
Analysis Description: 4500S2D Sulfide Water
Laboratory: Pace Analytical Services - Asheville
Associated Lab Samples: 92731696007, 92731696012, 92731696014, 92731696015

METHOD BLANK: 4416179 Matrix: Water
Associated Lab Samples: 92731696007, 92731696012, 92731696014, 92731696015

Parameter	Units	Blank Result	Reporting Limit	MDL	Analyzed	Qualifiers
Sulfide	mg/L	ND	0.10	0.022	05/20/24 23:35	

LABORATORY CONTROL SAMPLE: 4416180

Parameter	Units	Spike Conc.	LCS Result	LCS % Rec	% Rec Limits	Qualifiers
Sulfide	mg/L	0.5	0.53	105	80-120	

MATRIX SPIKE & MATRIX SPIKE DUPLICATE: 4416181 4416182

Parameter	Units	92731245002 Result	MS Spike Conc.	MSD Spike Conc.	MS Result	MSD Result	MS % Rec	MSD % Rec	% Rec Limits	RPD	Max RPD	Qual
Sulfide	mg/L	ND	0.5	0.5	0.55	0.55	106	106	80-120	0	10	

Results presented on this page are in the units indicated by the "Units" column except where an alternate unit is presented to the right of the result.

REPORT OF LABORATORY ANALYSIS

This report shall not be reproduced, except in full,
without the written consent of Pace Analytical Services, LLC.

Pace Analytical Services, LLC
9800 Kincey Ave. Suite 100
Huntersville, NC 28078
(704)875-9092

QUALITY CONTROL DATA

Project: Hammond AP-1
Pace Project No.: 92731696

QC Batch: 856274
QC Batch Method: SM 4500-S2D-2011
Analysis Method: SM 4500-S2D-2011
Analysis Description: 4500S2D Sulfide Water
Laboratory: Pace Analytical Services - Asheville
Associated Lab Samples: 92731696001, 92731696003, 92731696004, 92731696005, 92731696006, 92731696008, 92731696009, 92731696010, 92731696011, 92731696013, 92731696016, 92731696017, 92731696018

METHOD BLANK: 4417824 Matrix: Water
Associated Lab Samples: 92731696001, 92731696003, 92731696004, 92731696005, 92731696006, 92731696008, 92731696009, 92731696010, 92731696011, 92731696013, 92731696016, 92731696017, 92731696018

Parameter	Units	Blank Result	Reporting Limit	MDL	Analyzed	Qualifiers
Sulfide	mg/L	ND	0.10	0.022	05/22/24 05:06	

LABORATORY CONTROL SAMPLE: 4417825

Parameter	Units	Spike Conc.	LCS Result	LCS % Rec	% Rec Limits	Qualifiers
Sulfide	mg/L	0.5	0.45	89	80-120	

MATRIX SPIKE & MATRIX SPIKE DUPLICATE: 4417826 4417827

Parameter	Units	92731245003 Result	MS Spike Conc.	MSD Spike Conc.	MS Result	MSD Result	MS % Rec	MSD % Rec	% Rec Limits	RPD	Max RPD	Qual
Sulfide	mg/L	ND	0.5	0.5	0.49	0.49	94	95	80-120	1	10	

MATRIX SPIKE & MATRIX SPIKE DUPLICATE: 4417828 4417829

Parameter	Units	92731696001 Result	MS Spike Conc.	MSD Spike Conc.	MS Result	MSD Result	MS % Rec	MSD % Rec	% Rec Limits	RPD	Max RPD	Qual
Sulfide	mg/L	ND	0.5	0.5	0.48	0.50	96	100	80-120	4	10	

Results presented on this page are in the units indicated by the "Units" column except where an alternate unit is presented to the right of the result.

REPORT OF LABORATORY ANALYSIS

This report shall not be reproduced, except in full,
without the written consent of Pace Analytical Services, LLC.

Pace Analytical Services, LLC
9800 Kincey Ave. Suite 100
Huntersville, NC 28078
(704)875-9092

QUALITY CONTROL DATA

Project: Hammond AP-1
Pace Project No.: 92731696

QC Batch: 856275
QC Batch Method: SM 4500-S2D-2011
Analysis Method: SM 4500-S2D-2011
Analysis Description: 4500S2D Sulfide Water
Laboratory: Pace Analytical Services - Asheville
Associated Lab Samples: 92731696002

METHOD BLANK: 4417830 Matrix: Water
Associated Lab Samples: 92731696002

Parameter	Units	Blank Result	Reporting Limit	MDL	Analyzed	Qualifiers
Sulfide	mg/L	ND	0.10	0.022	05/22/24 05:18	

LABORATORY CONTROL SAMPLE: 4417831

Parameter	Units	Spike Conc.	LCS Result	LCS % Rec	% Rec Limits	Qualifiers
Sulfide	mg/L	0.5	0.49	98	80-120	

MATRIX SPIKE & MATRIX SPIKE DUPLICATE: 4417832 4417833

Parameter	Units	92731696002 Result	MS Spike Conc.	MSD Spike Conc.	MS Result	MSD Result	MS % Rec	MSD % Rec	% Rec Limits	RPD	Max RPD	Qual
Sulfide	mg/L	ND	0.5	0.5	0.49	0.48	99	97	80-120	2	10	

Results presented on this page are in the units indicated by the "Units" column except where an alternate unit is presented to the right of the result.

REPORT OF LABORATORY ANALYSIS

This report shall not be reproduced, except in full,
without the written consent of Pace Analytical Services, LLC.

Pace Analytical Services, LLC
9800 Kincey Ave. Suite 100
Huntersville, NC 28078
(704)875-9092

QUALITY CONTROL DATA

Project: Hammond AP-1
Pace Project No.: 92731696

QC Batch: 855697
QC Batch Method: EPA 300.0 Rev 2.1 1993
Analysis Method: EPA 300.0 Rev 2.1 1993
Analysis Description: 300.0 IC Anions
Laboratory: Pace Analytical Services - Asheville
Associated Lab Samples: 92731696001, 92731696002, 92731696004, 92731696006

METHOD BLANK: 4415009 Matrix: Water
Associated Lab Samples: 92731696001, 92731696002, 92731696004, 92731696006

Parameter	Units	Blank Result	Reporting Limit	MDL	Analyzed	Qualifiers
Chloride	mg/L	ND	1.0	0.60	05/20/24 00:22	
Fluoride	mg/L	ND	0.10	0.050	05/20/24 00:22	
Sulfate	mg/L	ND	1.0	0.50	05/20/24 00:22	

LABORATORY CONTROL SAMPLE: 4415010

Parameter	Units	Spike Conc.	LCS Result	LCS % Rec	% Rec Limits	Qualifiers
Chloride	mg/L	50	49.3	99	90-110	
Fluoride	mg/L	2.5	2.4	97	90-110	
Sulfate	mg/L	50	49.1	98	90-110	

MATRIX SPIKE & MATRIX SPIKE DUPLICATE: 4415011 4415012

Parameter	Units	92731542009 Result	MS Spike Conc.	MSD Spike Conc.	MS Result	MSD Result	MS % Rec	MSD % Rec	% Rec Limits	RPD	Max RPD	Qual
Chloride	mg/L	151	50	50	199	199	95	96	90-110	0	10	
Fluoride	mg/L	0.081J	2.5	2.5	2.7	2.7	104	103	90-110	1	10	
Sulfate	mg/L	3.0	50	50	55.7	55.2	105	104	90-110	1	10	

MATRIX SPIKE & MATRIX SPIKE DUPLICATE: 4415013 4415014

Parameter	Units	92731735001 Result	MS Spike Conc.	MSD Spike Conc.	MS Result	MSD Result	MS % Rec	MSD % Rec	% Rec Limits	RPD	Max RPD	Qual
Chloride	mg/L	492	50	50	530	529	75	74	90-110	0	10	M1
Fluoride	mg/L	ND	2.5	2.5	ND	ND	0	0	90-110		10	M1
Sulfate	mg/L	16.9	50	50	70.8	69.6	108	105	90-110	2	10	

Results presented on this page are in the units indicated by the "Units" column except where an alternate unit is presented to the right of the result.

REPORT OF LABORATORY ANALYSIS

This report shall not be reproduced, except in full,
without the written consent of Pace Analytical Services, LLC.

Pace Analytical Services, LLC
9800 Kincey Ave. Suite 100
Huntersville, NC 28078
(704)875-9092

QUALITY CONTROL DATA

Project: Hammond AP-1
Pace Project No.: 92731696

QC Batch: 855920
QC Batch Method: EPA 300.0 Rev 2.1 1993
Analysis Method: EPA 300.0 Rev 2.1 1993
Analysis Description: 300.0 IC Anions
Laboratory: Pace Analytical Services - Asheville
Associated Lab Samples: 92731696007, 92731696008, 92731696009, 92731696010, 92731696012, 92731696013, 92731696014, 92731696015, 92731696016, 92731696017, 92731696018

METHOD BLANK: 4416092 Matrix: Water
Associated Lab Samples: 92731696007, 92731696008, 92731696009, 92731696010, 92731696012, 92731696013, 92731696014, 92731696015, 92731696016, 92731696017, 92731696018

Parameter	Units	Blank Result	Reporting Limit	MDL	Analyzed	Qualifiers
Chloride	mg/L	ND	1.0	0.60	05/20/24 20:15	
Fluoride	mg/L	ND	0.10	0.050	05/20/24 20:15	
Sulfate	mg/L	ND	1.0	0.50	05/20/24 20:15	

LABORATORY CONTROL SAMPLE: 4416093

Parameter	Units	Spike Conc.	LCS Result	LCS % Rec	% Rec Limits	Qualifiers
Chloride	mg/L	50	53.3	107	90-110	
Fluoride	mg/L	2.5	2.6	103	90-110	
Sulfate	mg/L	50	53.5	107	90-110	

MATRIX SPIKE & MATRIX SPIKE DUPLICATE: 4416094 4416095

Parameter	Units	92731696007 Result	MS Spike Conc.	MSD Spike Conc.	MS Result	MSD Result	MS % Rec	MSD % Rec	% Rec Limits	RPD	Max RPD	Qual
Chloride	mg/L	56.9	50	50	97.8	98.5	82	83	90-110	1	10	M1
Fluoride	mg/L	0.20	2.5	2.5	2.7	2.7	99	102	90-110	2	10	
Sulfate	mg/L	178	50	50	224	225	93	93	90-110	0	10	

MATRIX SPIKE & MATRIX SPIKE DUPLICATE: 4416096 4416097

Parameter	Units	92731696012 Result	MS Spike Conc.	MSD Spike Conc.	MS Result	MSD Result	MS % Rec	MSD % Rec	% Rec Limits	RPD	Max RPD	Qual
Chloride	mg/L	44.4	50	50	96.7	97.9	105	107	90-110	1	10	
Fluoride	mg/L	0.37	2.5	2.5	2.9	2.9	100	103	90-110	2	10	
Sulfate	mg/L	130	50	50	175	177	89	94	90-110	1	10	M1

Results presented on this page are in the units indicated by the "Units" column except where an alternate unit is presented to the right of the result.

REPORT OF LABORATORY ANALYSIS

This report shall not be reproduced, except in full,
without the written consent of Pace Analytical Services, LLC.

Pace Analytical Services, LLC
9800 Kincey Ave. Suite 100
Huntersville, NC 28078
(704)875-9092

QUALITY CONTROL DATA

Project: Hammond AP-1
Pace Project No.: 92731696

QC Batch: 856238
QC Batch Method: EPA 300.0 Rev 2.1 1993
Analysis Method: EPA 300.0 Rev 2.1 1993
Analysis Description: 300.0 IC Anions
Laboratory: Pace Analytical Services - Asheville
Associated Lab Samples: 92731696011

METHOD BLANK: 4417658 Matrix: Water
Associated Lab Samples: 92731696011

Parameter	Units	Blank Result	Reporting Limit	MDL	Analyzed	Qualifiers
Chloride	mg/L	ND	1.0	0.60	05/21/24 20:18	
Fluoride	mg/L	ND	0.10	0.050	05/21/24 20:18	
Sulfate	mg/L	ND	1.0	0.50	05/21/24 20:18	

LABORATORY CONTROL SAMPLE: 4417659

Parameter	Units	Spike Conc.	LCS Result	LCS % Rec	% Rec Limits	Qualifiers
Chloride	mg/L	50	52.0	104	90-110	
Fluoride	mg/L	2.5	2.6	102	90-110	
Sulfate	mg/L	50	52.1	104	90-110	

MATRIX SPIKE & MATRIX SPIKE DUPLICATE: 4417660 4417661

Parameter	Units	92732137001 Result	MS Spike Conc.	MSD Spike Conc.	MS Result	MSD Result	MS % Rec	MSD % Rec	% Rec Limits	RPD	Max RPD	Qual
Chloride	mg/L	533	50	50	569	579	73	92	90-110	2	10	M1
Fluoride	mg/L	0.74	2.5	2.5	2.3	2.4	64	66	90-110	2	10	M1
Sulfate	mg/L	357	50	50	398	404	81	95	90-110	2	10	M1

MATRIX SPIKE & MATRIX SPIKE DUPLICATE: 4417662 4417663

Parameter	Units	92732121002 Result	MS Spike Conc.	MSD Spike Conc.	MS Result	MSD Result	MS % Rec	MSD % Rec	% Rec Limits	RPD	Max RPD	Qual
Chloride	mg/L	4.5	50	50	58.4	60.2	108	111	90-110	3	10	M1
Fluoride	mg/L	0.061J	2.5	2.5	2.6	2.7	101	106	90-110	5	10	
Sulfate	mg/L	88.0	50	50	125	128	74	79	90-110	2	10	M1

Results presented on this page are in the units indicated by the "Units" column except where an alternate unit is presented to the right of the result.

REPORT OF LABORATORY ANALYSIS

This report shall not be reproduced, except in full,
without the written consent of Pace Analytical Services, LLC.

Pace Analytical Services, LLC
9800 Kincey Ave. Suite 100
Huntersville, NC 28078
(704)875-9092

QUALITY CONTROL DATA

Project: Hammond AP-1
Pace Project No.: 92731696

QC Batch: 860766
QC Batch Method: EPA 300.0 Rev 2.1 1993
Analysis Method: EPA 300.0 Rev 2.1 1993
Analysis Description: 300.0 IC Anions
Laboratory: Pace Analytical Services - Asheville
Associated Lab Samples: 92731696003, 92731696005

METHOD BLANK: 4439360 Matrix: Water
Associated Lab Samples: 92731696003, 92731696005

Parameter	Units	Blank Result	Reporting Limit	MDL	Analyzed	Qualifiers
Chloride	mg/L	ND	1.0	0.60	06/12/24 12:57	
Fluoride	mg/L	ND	0.10	0.050	06/12/24 12:57	
Sulfate	mg/L	ND	1.0	0.50	06/12/24 12:57	

LABORATORY CONTROL SAMPLE: 4439361

Parameter	Units	Spike Conc.	LCS Result	LCS % Rec	% Rec Limits	Qualifiers
Chloride	mg/L	50	51.5	103	90-110	
Fluoride	mg/L	2.5	2.6	105	90-110	
Sulfate	mg/L	50	51.5	103	90-110	

MATRIX SPIKE & MATRIX SPIKE DUPLICATE: 4439362 4439363

Parameter	Units	92735940001 Result	MS Spike Conc.	MSD Spike Conc.	MS Result	MSD Result	MS % Rec	MSD % Rec	% Rec Limits	RPD	Max RPD	Qual
Chloride	mg/L	14.2	50	50	64.9	65.3	101	102	90-110	1	10	
Fluoride	mg/L	0.056J	2.5	2.5	2.7	2.7	104	105	90-110	1	10	
Sulfate	mg/L	11.5	50	50	62.8	63.0	103	103	90-110	0	10	

Results presented on this page are in the units indicated by the "Units" column except where an alternate unit is presented to the right of the result.

REPORT OF LABORATORY ANALYSIS

This report shall not be reproduced, except in full,
without the written consent of Pace Analytical Services, LLC.

Pace Analytical Services, LLC
9800 Kincey Ave. Suite 100
Huntersville, NC 28078
(704)875-9092

QUALIFIERS

Project: Hammond AP-1
Pace Project No.: 92731696

DEFINITIONS

DF - Dilution Factor, if reported, represents the factor applied to the reported data due to dilution of the sample aliquot.

ND - Not Detected at or above adjusted reporting limit.

TNTC - Too Numerous To Count

J - Estimated concentration above the adjusted method detection limit and below the adjusted reporting limit.

MDL - Adjusted Method Detection Limit.

PQL - Practical Quantitation Limit.

RL - Reporting Limit - The lowest concentration value that meets project requirements for quantitative data with known precision and bias for a specific analyte in a specific matrix.

S - Surrogate

1,2-Diphenylhydrazine decomposes to and cannot be separated from Azobenzene using Method 8270. The result for each analyte is a combined concentration.

Consistent with EPA guidelines, unrounded data are displayed and have been used to calculate % recovery and RPD values.

LCS(D) - Laboratory Control Sample (Duplicate)

MS(D) - Matrix Spike (Duplicate)

DUP - Sample Duplicate

RPD - Relative Percent Difference

NC - Not Calculable.

SG - Silica Gel - Clean-Up

U - Indicates the compound was analyzed for, but not detected.

Acid preservation may not be appropriate for 2 Chloroethylvinyl ether.

A separate vial preserved to a pH of 4-5 is recommended in SW846 Chapter 4 for the analysis of Acrolein and Acrylonitrile by EPA Method 8260.

N-Nitrosodiphenylamine decomposes and cannot be separated from Diphenylamine using Method 8270. The result reported for each analyte is a combined concentration.

Reported results are not rounded until the final step prior to reporting. Therefore, calculated parameters that are typically reported as "Total" may vary slightly from the sum of the reported component parameters.

Pace Analytical is TNI accredited. Contact your Pace PM for the current list of accredited analytes.

TNI - The NELAC Institute.

ANALYTE QUALIFIERS

M1 Matrix spike recovery exceeded QC limits. Batch accepted based on laboratory control sample (LCS) recovery.

This report shall not be reproduced, except in full,
without the written consent of Pace Analytical Services, LLC.

Pace Analytical Services, LLC
9800 Kincey Ave. Suite 100
Huntersville, NC 28078
(704)875-9092

QUALITY CONTROL DATA CROSS REFERENCE TABLE

Project: Hammond AP-1
Pace Project No.: 92731696

Lab ID	Sample ID	QC Batch Method	QC Batch	Analytical Method	Analytical Batch
92731696001	**HAM-AP1-EB-01**	EPA 3010A	855608	EPA 6010D	855649
92731696002	**HAM-AP1-EB-02**	EPA 3010A	855608	EPA 6010D	855649
92731696003	**HAM-AP1-FB-01**	EPA 3010A	855608	EPA 6010D	855649
92731696004	**HAM-AP1-FB-02**	EPA 3010A	855608	EPA 6010D	855649
92731696005	**HAM-AP1-FD-01**	EPA 3010A	855608	EPA 6010D	855649
92731696006	**HAM-AP1-FD-02**	EPA 3010A	855608	EPA 6010D	855649
92731696007	**HAM-AS-01**	EPA 3010A	855608	EPA 6010D	855649
92731696008	**HAM-INW-04**	EPA 3010A	855608	EPA 6010D	855649
92731696009	**HAM-INW-05**	EPA 3010A	855608	EPA 6010D	855649
92731696010	**HAM-PT-07**	EPA 3010A	855608	EPA 6010D	855649
92731696011	**HAM-PT-08**	EPA 3010A	855608	EPA 6010D	855649
92731696012	**HAM-PT-09**	EPA 3010A	855608	EPA 6010D	855649
92731696013	**HAM-PT-10**	EPA 3010A	855608	EPA 6010D	855649
92731696014	**HAM-PT-11**	EPA 3010A	855608	EPA 6010D	855649
92731696015	**HAM-PT-12**	EPA 3010A	855608	EPA 6010D	855649
92731696016	**HAM-PT-13**	EPA 3010A	855608	EPA 6010D	855649
92731696017	**HAM-PT-14**	EPA 3010A	855608	EPA 6010D	855649
92731696018	**HAM-PT-15**	EPA 3010A	855608	EPA 6010D	855649
92731696001	**HAM-AP1-EB-01**	EPA 3005A	855534	EPA 6020B	855663
92731696002	**HAM-AP1-EB-02**	EPA 3005A	855534	EPA 6020B	855663
92731696003	**HAM-AP1-FB-01**	EPA 3005A	855534	EPA 6020B	855663
92731696004	**HAM-AP1-FB-02**	EPA 3005A	855534	EPA 6020B	855663
92731696005	**HAM-AP1-FD-01**	EPA 3005A	855534	EPA 6020B	855663
92731696006	**HAM-AP1-FD-02**	EPA 3005A	855534	EPA 6020B	855663
92731696007	**HAM-AS-01**	EPA 3005A	855534	EPA 6020B	855663
92731696008	**HAM-INW-04**	EPA 3005A	855534	EPA 6020B	855663
92731696009	**HAM-INW-05**	EPA 3005A	855534	EPA 6020B	855663
92731696010	**HAM-PT-07**	EPA 3005A	855534	EPA 6020B	855663
92731696011	**HAM-PT-08**	EPA 3005A	855534	EPA 6020B	855663
92731696012	**HAM-PT-09**	EPA 3005A	855534	EPA 6020B	855663
92731696013	**HAM-PT-10**	EPA 3005A	855534	EPA 6020B	855663
92731696014	**HAM-PT-11**	EPA 3005A	855534	EPA 6020B	855663
92731696015	**HAM-PT-12**	EPA 3005A	855534	EPA 6020B	855663
92731696016	**HAM-PT-13**	EPA 3005A	855534	EPA 6020B	855663
92731696017	**HAM-PT-14**	EPA 3005A	855534	EPA 6020B	855663
92731696018	**HAM-PT-15**	EPA 3005A	855534	EPA 6020B	855663
92731696001	**HAM-AP1-EB-01**	EPA 7470A	856966	EPA 7470A	856985
92731696002	**HAM-AP1-EB-02**	EPA 7470A	856966	EPA 7470A	856985
92731696003	**HAM-AP1-FB-01**	EPA 7470A	856966	EPA 7470A	856985
92731696004	**HAM-AP1-FB-02**	EPA 7470A	856966	EPA 7470A	856985
92731696005	**HAM-AP1-FD-01**	EPA 7470A	856966	EPA 7470A	856985
92731696006	**HAM-AP1-FD-02**	EPA 7470A	856966	EPA 7470A	856985
92731696007	**HAM-AS-01**	EPA 7470A	856966	EPA 7470A	856985
92731696008	**HAM-INW-04**	EPA 7470A	856966	EPA 7470A	856985
92731696009	**HAM-INW-05**	EPA 7470A	856966	EPA 7470A	856985
92731696010	**HAM-PT-07**	EPA 7470A	856966	EPA 7470A	856985
92731696011	**HAM-PT-08**	EPA 7470A	856966	EPA 7470A	856985
92731696012	**HAM-PT-09**	EPA 7470A	856966	EPA 7470A	856985

This report shall not be reproduced, except in full,
without the written consent of Pace Analytical Services, LLC.

Pace Analytical Services, LLC
9800 Kincey Ave. Suite 100
Huntersville, NC 28078
(704)875-9092

QUALITY CONTROL DATA CROSS REFERENCE TABLE

Project: Hammond AP-1
Pace Project No.: 92731696

Lab ID	Sample ID	QC Batch Method	QC Batch	Analytical Method	Analytical Batch
92731696013	**HAM-PT-10**	EPA 7470A	856966	EPA 7470A	856985
92731696014	**HAM-PT-11**	EPA 7470A	856966	EPA 7470A	856985
92731696015	**HAM-PT-12**	EPA 7470A	856966	EPA 7470A	856985
92731696016	**HAM-PT-13**	EPA 7470A	856966	EPA 7470A	856985
92731696017	**HAM-PT-14**	EPA 7470A	856966	EPA 7470A	856985
92731696018	**HAM-PT-15**	EPA 7470A	856966	EPA 7470A	856985
92731696001	**HAM-AP1-EB-01**	SM 2540C-2015	855801		
92731696002	**HAM-AP1-EB-02**	SM 2540C-2015	855801		
92731696003	**HAM-AP1-FB-01**	SM 2540C-2015	855801		
92731696004	**HAM-AP1-FB-02**	SM 2540C-2015	855801		
92731696005	**HAM-AP1-FD-01**	SM 2540C-2015	855801		
92731696006	**HAM-AP1-FD-02**	SM 2540C-2015	855801		
92731696007	**HAM-AS-01**	SM 2540C-2015	855801		
92731696008	**HAM-INW-04**	SM 2540C-2015	855801		
92731696009	**HAM-INW-05**	SM 2540C-2015	855801		
92731696010	**HAM-PT-07**	SM 2540C-2015	855801		
92731696011	**HAM-PT-08**	SM 2540C-2015	855801		
92731696012	**HAM-PT-09**	SM 2540C-2015	855801		
92731696013	**HAM-PT-10**	SM 2540C-2015	855801		
92731696014	**HAM-PT-11**	SM 2540C-2015	855801		
92731696015	**HAM-PT-12**	SM 2540C-2015	855801		
92731696016	**HAM-PT-13**	SM 2540C-2015	855801		
92731696017	**HAM-PT-14**	SM 2540C-2015	855801		
92731696018	**HAM-PT-15**	SM 2540C-2015	855801		
92731696001	**HAM-AP1-EB-01**	SM 2320B-2011	856180		
92731696002	**HAM-AP1-EB-02**	SM 2320B-2011	856180		
92731696003	**HAM-AP1-FB-01**	SM 2320B-2011	856180		
92731696004	**HAM-AP1-FB-02**	SM 2320B-2011	856180		
92731696005	**HAM-AP1-FD-01**	SM 2320B-2011	856180		
92731696006	**HAM-AP1-FD-02**	SM 2320B-2011	856180		
92731696007	**HAM-AS-01**	SM 2320B-2011	856180		
92731696008	**HAM-INW-04**	SM 2320B-2011	856180		
92731696009	**HAM-INW-05**	SM 2320B-2011	856180		
92731696010	**HAM-PT-07**	SM 2320B-2011	857348		
92731696011	**HAM-PT-08**	SM 2320B-2011	857348		
92731696012	**HAM-PT-09**	SM 2320B-2011	856180		
92731696013	**HAM-PT-10**	SM 2320B-2011	856180		
92731696014	**HAM-PT-11**	SM 2320B-2011	856180		
92731696015	**HAM-PT-12**	SM 2320B-2011	856180		
92731696016	**HAM-PT-13**	SM 2320B-2011	856180		
92731696017	**HAM-PT-14**	SM 2320B-2011	856180		
92731696018	**HAM-PT-15**	SM 2320B-2011	856180		
92731696001	**HAM-AP1-EB-01**	SM 4500-S2D-2011	856274		
92731696002	**HAM-AP1-EB-02**	SM 4500-S2D-2011	856275		
92731696003	**HAM-AP1-FB-01**	SM 4500-S2D-2011	856274		

REPORT OF LABORATORY ANALYSIS

This report shall not be reproduced, except in full,
without the written consent of Pace Analytical Services, LLC.

Pace Analytical Services, LLC
9800 Kincey Ave. Suite 100
Huntersville, NC 28078
(704)875-9092

QUALITY CONTROL DATA CROSS REFERENCE TABLE

Project: Hammond AP-1
Pace Project No.: 92731696

Lab ID	Sample ID	QC Batch Method	QC Batch	Analytical Method	Analytical Batch
92731696004	**HAM-AP1-FB-02**	SM 4500-S2D-2011	856274		
92731696005	**HAM-AP1-FD-01**	SM 4500-S2D-2011	856274		
92731696006	**HAM-AP1-FD-02**	SM 4500-S2D-2011	856274		
92731696007	**HAM-AS-01**	SM 4500-S2D-2011	855942		
92731696008	**HAM-INW-04**	SM 4500-S2D-2011	856274		
92731696009	**HAM-INW-05**	SM 4500-S2D-2011	856274		
92731696010	**HAM-PT-07**	SM 4500-S2D-2011	856274		
92731696011	**HAM-PT-08**	SM 4500-S2D-2011	856274		
92731696012	**HAM-PT-09**	SM 4500-S2D-2011	855942		
92731696013	**HAM-PT-10**	SM 4500-S2D-2011	856274		
92731696014	**HAM-PT-11**	SM 4500-S2D-2011	855942		
92731696015	**HAM-PT-12**	SM 4500-S2D-2011	855942		
92731696016	**HAM-PT-13**	SM 4500-S2D-2011	856274		
92731696017	**HAM-PT-14**	SM 4500-S2D-2011	856274		
92731696018	**HAM-PT-15**	SM 4500-S2D-2011	856274		
92731696001	**HAM-AP1-EB-01**	EPA 300.0 Rev 2.1 1993	855697		
92731696002	**HAM-AP1-EB-02**	EPA 300.0 Rev 2.1 1993	855697		
92731696003	**HAM-AP1-FB-01**	EPA 300.0 Rev 2.1 1993	860766		
92731696004	**HAM-AP1-FB-02**	EPA 300.0 Rev 2.1 1993	855697		
92731696005	**HAM-AP1-FD-01**	EPA 300.0 Rev 2.1 1993	860766		
92731696006	**HAM-AP1-FD-02**	EPA 300.0 Rev 2.1 1993	855697		
92731696007	**HAM-AS-01**	EPA 300.0 Rev 2.1 1993	855920		
92731696008	**HAM-INW-04**	EPA 300.0 Rev 2.1 1993	855920		
92731696009	**HAM-INW-05**	EPA 300.0 Rev 2.1 1993	855920		
92731696010	**HAM-PT-07**	EPA 300.0 Rev 2.1 1993	855920		
92731696011	**HAM-PT-08**	EPA 300.0 Rev 2.1 1993	856238		
92731696012	**HAM-PT-09**	EPA 300.0 Rev 2.1 1993	855920		
92731696013	**HAM-PT-10**	EPA 300.0 Rev 2.1 1993	855920		
92731696014	**HAM-PT-11**	EPA 300.0 Rev 2.1 1993	855920		
92731696015	**HAM-PT-12**	EPA 300.0 Rev 2.1 1993	855920		
92731696016	**HAM-PT-13**	EPA 300.0 Rev 2.1 1993	855920		
92731696017	**HAM-PT-14**	EPA 300.0 Rev 2.1 1993	855920		
92731696018	**HAM-PT-15**	EPA 300.0 Rev 2.1 1993	855920		

REPORT OF LABORATORY ANALYSIS

This report shall not be reproduced, except in full,
without the written consent of Pace Analytical Services, LLC.

DC#_Title: ENV-FRM-HUN1-0083 v03_Sample Condition Upon Receipt

Effective Date: 12/01/2023

Laboratory receiving samples:
Asheville ☐ Eden ☐ Greenwood ☐ Huntersville ☐ Raleigh ☐ Mechanicsville ☐ Atlanta ☑ Kernersville ☐

WO# : 92731696

92731696

Sample Condition Upon Receipt

Client Name: GA Power

Project #

Courier: ☐ Commercial ☐ Fed Ex ☑ Pace ☐ UPS ☐ USPS ☐ Other: ☐ Client

Custody Seal Present? ☑ Yes ☐ No Seals Intact? ☑ Yes ☐ No ☐ N/A

Date/Initials Person Examining Contents: 3/17/24 RC

Packing Material: ☑ Bubble Wrap ☐ Bubble Bags ☐ None ☐ Other

Biological Tissue Frozen? ☐ Yes ☐ No ☑ N/A

Thermometer: ☑ IR Gun ID: 230

Type of Ice: ☑ Wet ☐ Blue ☐ None

Cooler Temp: 3.1 Correction Factor: Add/Subtract (°C) 0.0

Temp should be above freezing to 6°C
☐ Samples out of temp criteria. Samples on ice, cooling process has begun

Cooler Temp Corrected (°C): 3.1

USDA Regulated Soil (☐ N/A, water sample)
Did samples originate in a quarantine zone within the United States: CA, NY, or SC (check maps)? ☐ Yes ☐ No

Did samples originate from a foreign source (internationally, including Hawaii and Puerto Rico)? ☐ Yes ☐ No

				Comments/Discrepancy:
Chain of Custody Present?	☑ Yes	☐ No	☐ N/A	1.
Samples Arrived within Hold Time?	☑ Yes	☐ No	☐ N/A	2.
Short Hold Time Analysis (<72 hr.)?	☐ Yes	☑ No	☐ N/A	3.
Rush Turn Around Time Requested?	☐ Yes	☑ No	☐ N/A	4.
Sufficient Volume?	☑ Yes	☐ No	☐ N/A	5.
Correct Containers Used?	☑ Yes	☐ No	☐ N/A	6.
-Pace Containers Used?	☑ Yes	☐ No	☐ N/A	
Containers Intact?	☑ Yes	☐ No	☐ N/A	7.
Dissolved analysis: Samples Field Filtered?	☐ Yes	☐ No	☑ N/A	8.
Sample Labels Match COC?	☑ Yes	☐ No	☐ N/A	9.
-Includes Date/Time/ID/Analysis Matrix: W				
Headspace in VOA Vials (>5-6mm)?	☐ Yes	☐ No	☑ N/A	10.
Trip Blank Present?	☐ Yes	☐ No	☑ N/A	11.
Trip Blank Custody Seals Present?	☐ Yes	☐ No	☑ N/A	

Field Data Required? ☐ Yes ☐ No

COMMENTS/SAMPLE DISCREPANCY

Lot ID of split containers:

CLIENT NOTIFICATION/RESOLUTION

Person contacted: Date/Time:

Project Manager SCURF Review: Date:

Project Manager SRF Review: Date:

Qualtrax ID: 69614

*Check mark top half of box if pH and/or dechlorination is verified and within the acceptance range for preservation samples.
Exceptions: VOA, Coliform, TOC, Oil and Grease, DRO/8015 (water) DOC, LLHg

**Bottom half of box is to list number of bottles

***Check all unpreserved Nitrates for chlorine

Project #

Item #	BP4U-125 mL Plastic Unpreserved (N/A) (Cl-)	BP3U-250 mL Plastic Unpreserved (N/A)	BP2U-500 mL Plastic Unpreserved (N/A)	BP1U-1 liter Plastic Unpreserved (N/A)	BP4S-125 mL Plastic H2SO4 (pH < 2) (Cl-)	BP3N-250 mL plastic HNO3 (pH < 2)	BP4Z-125 mL Plastic ZN Acetate & NaOH (>9)	BP4B-125 mL Plastic NaOH (pH > 12) (Cl-)	WGFU-Wide-mouthed Glass jar Unpreserved	AG1U-1 liter Amber Unpreserved (N/A) (Cl-)	AG1H-1 liter Amber HCl (pH < 2)	AG3U-250 mL Amber Unpreserved (N/A) (Cl-)	AG1S-1 liter Amber H2SO4 (pH < 2)	AG3S-250 mL Amber H2SO4 (pH < 2)	DG94-40 mL Amber NH4Cl (N/A)(Cl-)	DG9H-40 mL VOA HCl (N/A)	VG9T-40 mL VOA Na2S2O3 (N/A)	VG9U-40 mL VOA Unpreserved (N/A)	DG9V-40 mL VOA H3PO4 (N/A)	KP7U-50 mL Plastic Unpreserved (N/A)	V/GK (3 vials per kit)-VPH/Gas kit (N/A)	SP5T-125 mL Sterile Plastic (N/A – lab)	SP2T-250 mL Sterile Plastic (N/A – lab)		BP3R-250 mL Plastic (NH2)2SO4 (9.3-9.7)	AG0U-100 mL Amber Unpreserved (N/A) (Cl-)	VSGU-20 mL Scintillation vials (N/A)	DG9U-40 mL Amber Unpreserved vials (N/A)
1		2	1			1	1																						
2		2	1			1	1																						
3		2	1			1	1																						
4		2	1			1	1																						
5		2	1			1	1																						
6		2	1			1	1																						
7																													
8																													
9																													
10																													
11																													
12																													

pH Adjustment Log for Preserved Samples

Sample ID	Type of Preservative	pH upon receipt	Date preservation adjusted	Time preservation adjusted	Amount of Preservative added	Lot #

Note: Whenever there is a discrepancy affecting North Carolina compliance samples, a copy of this form will be sent to the North Carolina DENR Certification Office (i.e. Out of hold, incorrect preservative, out of temp, incorrect containers.

Pace Analytical™
www.pacelabs.com

CHAIN-OF-CUSTODY / Analytical Request Document

The Chain-of-Custody is a LEGAL DOCUMENT. All relevant fields must be completed accurately.

Page: 1 of 1

Section A Required Client Information:		Section B Required Project Information:		Section C Invoice Information:	
Company:	GA Power	Report To:	SCS Contacts	Attention:	Southern Co.
Address:	Atlanta, GA	Copy To:	Geosyntec Contacts	Company Name:	
				Address:	
Email To:	SCS Contacts	Purchase Order No.:	GPC82474-0001	Pace Quote Reference:	
Phone:	Fax:	Project Name:	Hammond AP-1	Pace Project Manager:	Bonnie Vang
Requested Due Date/TAT:	5 day	Project Number:		Pace Profile #:	10839

REGULATORY AGENCY

☐ NPDES ☐ GROUND WATER ☐ DRINKING WATER
☐ UST ☐ RCRA ☑ OTHER CCR

Site Location STATE: GA

Valid Matrix Codes: DRINKING WATER DW, WATER WT, WASTE WATER WW, PRODUCT P, SOIL/SOLID SL, OIL OL, WIPE WP, AIR AR, OTHER OT, TISSUE TS

ITEM #	SAMPLE ID (A-Z, 0-9 / ,-) Sample IDs MUST BE UNIQUE	MATRIX CODE (see valid codes to left)	SAMPLE TYPE (G=GRAB C=COMP)	COLLECTED COMPOSITE DATE	COLLECTED COMPOSITE TIME	COLLECTED COMPOSITE DATE	COLLECTED COMPOSITE TIME	SAMPLE TEMP AT COLLECTION	# OF CONTAINERS	Preservatives: Unpreserved	H_2SO_4	HNO_3	HCl	NaOH	$Na_2S_2O_3$	Methanol	Other	Analysis Test Y/N	Chloride, Fluoride, Sulfate	Full App III and IV metals	Major Ions (Profile 10839-2)	TDS	Residual Chlorine (Y/N)	Pace Project No./ Lab I.D.
																		Requested Analysis Filtered (Y/N)	N	N	N	N		
1	HAM-AP1-EB-01	WQ	G	5/15/2024	1602			19	5	3		1					1		X	X	X	X	N	
2	HAM-AP1-EB-02	WQ	G	5/15/2024	1620			19	5	3		1					1		X	X	X	X	N	
3	HAM-AP1-FB-01	WQ	G	5/15/2024	1556			19	5	3		1					1		X	X	X	X	N	
4	HAM-AP1-FB-02	WQ	G	5/15/2024	1719			19	5	3		1					1		X	X	X	X	N	
5	HAM-AP1-FD-01	WG	G	5/15/2024	0000			19	5	3		1					1		X	X	X	X	N	
6	HAM-AP1-FD-02	WG	G	5/15/2024	0000	AS 5/16/2024		19	5	3		1					1		X	X	X	X	N	
7																								
8						AS 5/16/2024																		
9																								
10																								
11																								
12																								

ADDITIONAL COMMENTS	RELINQUISHED BY / AFFILIATION	DATE	TIME	ACCEPTED BY / AFFILIATION	DATE	TIME	SAMPLE CONDITIONS
Task Code: HAM-CCR-CA-20240516	Anthony Szwast / Geosyntec	5-17-24	1255	Ryan William / Pace	5/17/24	1265	
	Ryan William / Pace	5/17/24	1480		5/17	1430	

SAMPLER NAME AND SIGNATURE

PRINT Name of SAMPLER: Anthony Szwast, Jamie Newsome / Geosyntec Consultants, Inc.

SIGNATURE of SAMPLER: [signature] DATE Signed (MM/DD/YY): 05/16/24

Temp in °C	Received on Ice (Y/N)	Custody Sealed Cooler (Y/N)	Samples Intact (Y/N)

*Important Note: By signing this form you are accepting Pace's NET 30 day payment terms and agreeing to late charges of 1.5% per month for any invoices not paid within 30 days.

Pace Analytical
www.pacelabs.com

CHAIN-OF-CUSTODY / Analytical Request Document

The Chain-of-Custody is a LEGAL DOCUMENT. All relevant fields must be completed accurately.

Page: 1 of 1

Section A Required Client Information:		Section B Required Project Information:		Section C Invoice Information:	
Company:	GA Power	Report To:	SCS Contacts	Attention:	Southern Co.
Address:	Atlanta, GA	Copy To:	Geosyntec Contacts	Company Name:	
				Address:	
Email To:	SCS Contacts	Purchase Order No.:	GPC82474-0001	Pace Quote Reference:	
Phone:	Fax:	Project Name:	Hammond AP-1	Pace Project Manager:	Bonnie Vang
Requested Due Date/TAT:	5 day	Project Number:		Pace Profile #:	10839

REGULATORY AGENCY

☐ NPDES ☐ GROUND WATER ☐ DRINKING WATER
☐ UST ☐ RCRA ☑ OTHER CCR

Site Location STATE: GA

Section D Required Client Information

Valid Matrix Codes

MATRIX	CODE
DRINKING WATER	DW
WATER	WW
WASTE WATER	P
PRODUCT	SL
SOLID/SOIL	OL
OIL	WP
WIPE	AR
AIR	OT
OTHER	TS
TISSUE	

SAMPLE ID
(A-Z, 0-9 / ,-)
Sample IDs MUST BE UNIQUE

ITEM #	SAMPLE ID	MATRIX CODE (see valid codes to left)	SAMPLE TYPE (G=GRAB C=COMP)	COLLECTED COMPOSITE DATE	COLLECTED COMPOSITE TIME	COLLECTED COMPOSITE DATE	COLLECTED COMPOSITE TIME	SAMPLE TEMP AT COLLECTION	# OF CONTAINERS	Preservatives: Unpreserved	H_2SO_4	HNO_3	HCl	NaOH	$Na_2S_2O_3$	Methanol	Other	Analysis Test Y/N	Chloride, Fluoride, Sulfate	Full App. III and IV metals	Major Ions (Profile 10839-2)	TDS	Residual Chlorine (Y/N)	Pace Project No./ Lab I.D.
																		Requested Analysis Filtered (Y/N)	N	N	N	N		
1	HAM-INW-03	WG	G	5/14/2024	1408			19	5	3		1					1		X	X	X	X	N	
2	HAM-INW-04	WG	G	5/15/2024	1420			20	5	3		1					1		X	X	X	X	N	
3	HAM-INW-05	WG	G	5/15/2024	1118			19	5	3		1					1		X	X	X	X	N	
4	HAM-PT-07	WG	G	5/15/2024	1216			19	5	3		1					1		X	X	X	X	N	
5	HAM-PT-08	WG	G	5/16/2024	1037			19	5	3		1					1		X	X	X	X	N	
6	HAM-PT-09	WG	G	5/14/2024	1040			18	5	3		1					1		X	X	X	X	N	
7	HAM-PT-10	WG	G	5/15/2024	1152			20	5	3		1					1		X	X	X	X	N	
8	HAM-PT-11	WG	G	5/14/2024	1520			18	5	3		1					1		X	X	X	X	N	
9	HAM-PT-12	WG	G	5/14/2024	1205			18	5	3		1					1		X	X	X	X	N	
10	HAM-PT-13	WG	G	5/15/2024	1845			19	5	3		1					1		X	X	X	X	N	
11	HAM-PT-14	WG	G	5/15/2024	1827	AS 5/16/2024		19	5	3		1					1		X	X	X	X	N	
12	HAM-PT-15	WG	G	5/15/2024	1610			20	5	3		1					1		X	X	X	X	N	

ADDITIONAL COMMENTS	RELINQUISHED BY / AFFILIATION	DATE	TIME	ACCEPTED BY / AFFILIATION	DATE	TIME	SAMPLE CONDITIONS
Task Code: HAM-CCR-CA-20240516	Anthony Szwast / Geosyntec	5-17-24	1255	Ryan Williams / Pace	5/17/24	1255	
	Ryan Williams / Pace	5/17/24	1420		5/17	1431	

SAMPLER NAME AND SIGNATURE

PRINT Name of SAMPLER: Anthony Szwast, Jamie Newsome / Geosyntec Consultants, Inc.

SIGNATURE of SAMPLER: [signature] DATE Signed (MM/DD/YY): 05/16/24

Temp in °C	Received on Ice (Y/N)	Custody Sealed Cooler (Y/N)	Samples Intact (Y/N)

*Important Note: By signing this form you are accepting Pace's NET 30 day payment terms and agreeing to late charges of 1.5% per month for any invoices not paid within 30 days.

F-ALL-Q-020rev.07, 15-Feb-2007

DC#_Title: ENV-FRM-HUN1-0083 v03_Sample Condition Upon Receipt

Effective Date: 12/01/2023

Laboratory receiving samples:
Asheville ☐ Eden ☐ Greenwood ☐ Huntersville ☐ Raleigh ☐ Mechanicsville ☐ Atlanta ☑ Kernersville ☐

Sample Condition Upon Receipt

Client Name: GA Power

Project #:

Courier: ☐ Commercial ☐ Fed Ex ☑ Pace ☐ UPS ☐ USPS ☐ Other: ☐ Client

Custody Seal Present? ☐ Yes ☐ No Seals Intact? ☑ Yes ☐ No ☐ N/A

Date/Initials Person Examining Contents: 5/17/24 SVC

Packing Material: ☑ Bubble Wrap ☐ Bubble Bags ☐ None ☐ Other

Biological Tissue Frozen? ☐ Yes ☐ No ☑ N/A

Thermometer: ☐ IR Gun ID: 732

Type of Ice: ☑ Wet ☐ Blue ☐ None

Cooler Temp: 3.1

Correction Factor: Add/Subtract (°C) 0.6

Temp should be above freezing to 6°C
☐ Samples out of temp criteria. Samples on ice, cooling process has begun

Cooler Temp Corrected (°C): 3.1

USDA Regulated Soil (☐ N/A, water sample)
Did samples originate in a quarantine zone within the United States: CA, NY, or SC (check maps)? ☐ Yes ☐ No

Did samples originate from a foreign source (internationally, including Hawaii and Puerto Rico)? ☐ Yes ☐ No

				Comments/Discrepancy:
Chain of Custody Present?	☑ Yes	☐ No	☐ N/A	1.
Samples Arrived within Hold Time?	☑ Yes	☐ No	☐ N/A	2.
Short Hold Time Analysis (<72 hr.)?	☐ Yes	☑ No	☐ N/A	3.
Rush Turn Around Time Requested?	☐ Yes	☑ No	☐ N/A	4.
Sufficient Volume?	☑ Yes	☐ No	☐ N/A	5.
Correct Containers Used?	☑ Yes	☐ No	☐ N/A	6.
-Pace Containers Used?	☑ Yes	☐ No	☐ N/A	
Containers Intact?	☑ Yes	☐ No	☐ N/A	7.
Dissolved analysis: Samples Field Filtered?	☐ Yes	☐ No	☑ N/A	8.
Sample Labels Match COC?	☑ Yes	☐ No	☐ N/A	9.
-Includes Date/Time/ID/Analysis Matrix: w				
Headspace in VOA Vials (>5-6mm)?	☐ Yes	☐ No	☑ N/A	10.
Trip Blank Present?	☐ Yes	☐ No	☑ N/A	11.
Trip Blank Custody Seals Present?	☐ Yes	☐ No	☑ N/A	

Field Data Required? ☐ Yes ☐ No

COMMENTS/SAMPLE DISCREPANCY

Lot ID of split containers:

CLIENT NOTIFICATION/RESOLUTION

Person contacted: Date/Time:

Project Manager SCURF Review: Date:

Project Manager SRF Review: Date:

Qualtrax ID: 69614

*Check mark top half of box if pH and/or dechlorination is verified and within the acceptance range for preservation samples.
Exceptions: VOA, Coliform, TOC, Oil and Grease, DRO/8015 (water) DOC, LLHg

**Bottom half of box is to list number of bottles

***Check all unpreserved Nitrates for chlorine

Project #

Item#	BP4U-125 mL Plastic Unpreserved (N/A) (Cl-)	BP3U-250 mL Plastic Unpreserved (N/A)	BP2U-500 mL Plastic Unpreserved (N/A)	BP1U-1 liter Plastic Unpreserved (N/A)	BP4S-125 mL Plastic H2SO4 (pH < 2) (Cl-)	BP3N-250 mL plastic HNO3 (pH < 2)	BP4Z-125 mL Plastic ZN Acetate & NaOH (>9)	BP4B-125 mL Plastic NaOH (pH > 12) (Cl-)	WGFU-Wide-mouthed Glass jar Unpreserved	AG1U-1 liter Amber Unpreserved (N/A) (Cl-)	AG1H-1 liter Amber HCl (pH < 2)	AG3U-250 mL Amber Unpreserved (N/A) (Cl-)	AG1S-1 liter Amber H2SO4 (pH < 2)	AG3S-250 mL Amber H2SO4 (pH < 2)	DG94-40 mL Amber NH4Cl (N/A)(Cl-)	DG9H-40 mL VOA HCl (N/A)	VG9T-40 mL VOA Na2S2O3 (N/A)	VG9U-40 mL VOA Unpreserved (N/A)	DG9V-40 mL VOA H3PO4 (N/A)	KP7U-50 mL Plastic Unpreserved (N/A)	V/GK (3 vials per kit)-VPH/Gas kit (N/A)	SP5T-125 mL Sterile Plastic (N/A – lab)	SP2T-250 mL Sterile Plastic (N/A – lab)		BP3R-250 mL Plastic (NH2)2SO4 (9.3-9.7)	AG0U-100 mL Amber Unpreserved (N/A) (Cl-)	VSGU-20 mL Scintillation vials (N/A)	DG9U-40 mL Amber Unpreserved vials (N/A)
1		2	1																										
2		2	1																										
3		2	1																										
4		2	1																										
5		2	1																										
6		2	1																										
7		2	1																										
8		2	1																										
9		2	1																										
10		2	1																										
11		2	1																										
12		2	1																										

pH Adjustment Log for Preserved Samples

Sample ID	Type of Preservative	pH upon receipt	Date preservation adjusted	Time preservation adjusted	Amount of Preservative added	Lot #

Note: Whenever there is a discrepancy affecting North Carolina compliance samples, a copy of this form will be sent to the North Carolina DENR Certification Office (i.e. Out of hold, incorrect preservative, out of temp, incorrect containers.

Pace Analytical Services, LLC
9800 Kincey Ave. Suite 100
Huntersville, NC 28078
(704)875-9092

July 24, 2024

Kristen Jurinko
Southern Company
241 Ralph McGill Blvd NE
Bin 10160
Atlanta, GA 30308

RE: Project: Hammond AP-1
Pace Project No.: 92733822

Dear Kristen Jurinko:

Enclosed are the analytical results for sample(s) received by the laboratory on May 31, 2024. The results relate only to the samples included in this report. Results reported herein conform to the applicable TNI/NELAC Standards and the laboratory's Quality Manual, where applicable, unless otherwise noted in the body of the report.

The test results provided in this final report were generated by each of the following laboratories within the Pace Network:

- Pace Analytical Services - Asheville
- Pace Analytical Services - Peachtree Corners, GA

Revision 1: EB/FB/FD sample ID's amended.

Revision 2: Per clients request, sample ID HAM-INW-03 is changed to HAM-AS-01.

If you have any questions concerning this report, please feel free to contact me.

Sincerely,

Bonnie Vang
bonnie.vang@pacelabs.com
704-977-0968
Project Manager

Enclosures

cc: Kip Gray, Geosyntec
Christine Hug, Geosyntec Consultants, Inc.
Thomas Kessler, Geosyntec Consultants
Whitney Law, Geosyntec Consultants
Laura Midkiff, Southern Company
Caroline Nelson, Geosyntec Consultants, Inc
Jamie Newsome, Geosyntec Consultants
Zain Webb, Geosyntec Consultants

REPORT OF LABORATORY ANALYSIS

This report shall not be reproduced, except in full,
without the written consent of Pace Analytical Services, LLC.

Pace Analytical Services, LLC
9800 Kincey Ave. Suite 100
Huntersville, NC 28078
(704)875-9092

CERTIFICATIONS

Project: Hammond AP-1
Pace Project No.: 92733822

Pace Analytical Services Asheville
2225 Riverside Drive, Asheville, NC 28804
Florida/NELAP Certification #: E87648
North Carolina Drinking Water Certification #: 37712
North Carolina Wastewater Certification #: 40
South Carolina Laboratory ID: 99030
South Carolina Certification #: 99030001
Virginia/VELAP Certification #: 460222

Pace Analytical Services Peachtree Corners
110 Technology Pkwy, Peachtree Corners, GA 30092
Florida DOH Certification #: E87315
Georgia DW Inorganics Certification #: 812
North Carolina Certification #: 381
South Carolina Certification #: 98011001
Virginia Certification #: 460204

REPORT OF LABORATORY ANALYSIS

This report shall not be reproduced, except in full,
without the written consent of Pace Analytical Services, LLC.

Pace Analytical Services, LLC
9800 Kincey Ave. Suite 100
Huntersville, NC 28078
(704)875-9092

SAMPLE SUMMARY

Project: Hammond AP-1
Pace Project No.: 92733822

Lab ID	Sample ID	Matrix	Date Collected	Date Received
92733822001	**HAM-AS-01**	Water	05/29/24 14:14	05/31/24 12:05
92733822002	**HAM-PT-09**	Water	05/30/24 11:52	05/31/24 12:05
92733822003	**HAM-PT-10**	Water	05/30/24 14:40	05/31/24 12:05
92733822004	**HAM-PT-11**	Water	05/29/24 16:43	05/31/24 12:05
92733822005	**HAM-PT-12**	Water	05/29/24 12:08	05/31/24 12:05
92733822006	**HAM-AP1-EB-01**	Water	05/30/24 16:59	05/31/24 12:05
92733822007	**HAM-AP1-FB-01**	Water	05/30/24 16:52	05/31/24 12:05
92733822008	**HAM-AP1-FD-01**	Water	05/30/24 00:00	05/31/24 12:05

This report shall not be reproduced, except in full,
without the written consent of Pace Analytical Services, LLC.

Pace Analytical Services, LLC
9800 Kincey Ave. Suite 100
Huntersville, NC 28078
(704)875-9092

SAMPLE ANALYTE COUNT

Project: Hammond AP-1
Pace Project No.: 92733822

Lab ID	Sample ID	Method	Analysts	Analytes Reported
92733822001	**HAM-AS-01**	EPA 6010D	AJM	6
		EPA 6020B	MT1	13
		EPA 7470A	VB	1
		SM 2540C-2015	DL1	1
		SM 2320B-2011	SMS	3
		SM 4500-S2D-2011	JP1	1
		EPA 300.0 Rev 2.1 1993	JCM	3
92733822002	**HAM-PT-09**	EPA 6010D	AJM	6
		EPA 6020B	MT1	13
		EPA 7470A	VB	1
		SM 2540C-2015	DL1	1
		SM 2320B-2011	SMS	3
		SM 4500-S2D-2011	JP1	1
		EPA 300.0 Rev 2.1 1993	JCM	3
92733822003	**HAM-PT-10**	EPA 6010D	AJM	6
		EPA 6020B	MT1	13
		EPA 7470A	VB	1
		SM 2540C-2015	DL1	1
		SM 2320B-2011	SMS	3
		SM 4500-S2D-2011	JP1	1
		EPA 300.0 Rev 2.1 1993	JCM	3
92733822004	**HAM-PT-11**	EPA 6010D	AJM	6
		EPA 6020B	MT1	13
		EPA 7470A	VB	1
		SM 2540C-2015	DL1	1
		SM 2320B-2011	SMS	3
		SM 4500-S2D-2011	JP1	1
		EPA 300.0 Rev 2.1 1993	JCM	3
92733822005	**HAM-PT-12**	EPA 6010D	AJM	6
		EPA 6020B	MT1	13
		EPA 7470A	VB	1
		SM 2540C-2015	DL1	1
		SM 2320B-2011	SMS	3
		SM 4500-S2D-2011	JP1	1
		EPA 300.0 Rev 2.1 1993	JCM	3
92733822006	**HAM-AP1-EB-01**	EPA 6010D	AJM	6
		EPA 6020B	MT1	13

REPORT OF LABORATORY ANALYSIS

This report shall not be reproduced, except in full,
without the written consent of Pace Analytical Services, LLC.

Pace Analytical Services, LLC
9800 Kincey Ave. Suite 100
Huntersville, NC 28078
(704)875-9092

SAMPLE ANALYTE COUNT

Project: Hammond AP-1
Pace Project No.: 92733822

Lab ID	Sample ID	Method	Analysts	Analytes Reported
		EPA 7470A	VB	1
		SM 2540C-2015	DL1	1
		SM 2320B-2011	SMS	3
		SM 4500-S2D-2011	JP1	1
		EPA 300.0 Rev 2.1 1993	JCM	3
92733822007	**HAM-AP1-FB-01**	EPA 6010D	AJM	6
		EPA 6020B	MT1	13
		EPA 7470A	VB	1
		SM 2540C-2015	DL1	1
		SM 2320B-2011	SMS	3
		SM 4500-S2D-2011	JP1	1
		EPA 300.0 Rev 2.1 1993	JCM	3
92733822008	**HAM-AP1-FD-01**	EPA 6010D	AJM	6
		EPA 6020B	MT1	13
		EPA 7470A	VB	1
		SM 2540C-2015	DL1	1
		SM 2320B-2011	SMS	3
		SM 4500-S2D-2011	JP1	1
		EPA 300.0 Rev 2.1 1993	JCM	3

PASI-A = Pace Analytical Services - Asheville
PASI-GA = Pace Analytical Services - Peachtree Corners, GA

REPORT OF LABORATORY ANALYSIS

This report shall not be reproduced, except in full,
without the written consent of Pace Analytical Services, LLC.

Pace Analytical Services, LLC
9800 Kincey Ave. Suite 100
Huntersville, NC 28078
(704)875-9092

SUMMARY OF DETECTION

Project: Hammond AP-1
Pace Project No.: 92733822

Lab Sample ID / Method	Client Sample ID / Parameters	Result	Units	Report Limit	Analyzed	Qualifiers
92733822001	**HAM-AS-01**					
EPA 6010D	Iron	0.14	mg/L	0.040	06/03/24 20:27	
EPA 6010D	Manganese	1.2	mg/L	0.040	06/03/24 20:27	
EPA 6010D	Potassium	6.1	mg/L	0.50	06/03/24 20:27	
EPA 6010D	Sodium	11.1	mg/L	1.0	06/03/24 20:27	
EPA 6010D	Calcium	144	mg/L	1.0	06/03/24 20:27	
EPA 6010D	Magnesium	16.5	mg/L	0.050	06/03/24 20:27	
EPA 6020B	Arsenic	0.0022J	mg/L	0.0050	06/04/24 16:51	
EPA 6020B	Barium	0.12	mg/L	0.0050	06/04/24 16:51	
EPA 6020B	Boron	1.5	mg/L	0.040	06/04/24 16:51	
EPA 6020B	Cobalt	0.00087J	mg/L	0.0050	06/04/24 16:51	
EPA 6020B	Lithium	0.0048J	mg/L	0.030	06/04/24 16:51	
EPA 6020B	Molybdenum	0.060	mg/L	0.010	06/04/24 16:51	
EPA 6020B	Selenium	0.0016J	mg/L	0.0050	06/04/24 16:51	
SM 2540C-2015	Total Dissolved Solids	610	mg/L	25.0	06/03/24 12:08	
SM 2320B-2011	Alkalinity,Bicarbonate (CaCO3)	176	mg/L	5.0	06/05/24 17:10	
SM 2320B-2011	Alkalinity, Total as CaCO3	176	mg/L	5.0	06/05/24 17:10	
EPA 300.0 Rev 2.1 1993	Chloride	61.6	mg/L	1.0	06/01/24 22:59	
EPA 300.0 Rev 2.1 1993	Fluoride	0.13	mg/L	0.10	06/01/24 22:59	
EPA 300.0 Rev 2.1 1993	Sulfate	187	mg/L	4.0	06/02/24 04:57	
92733822002	**HAM-PT-09**					
EPA 6010D	Iron	0.24	mg/L	0.040	06/03/24 20:31	
EPA 6010D	Manganese	0.28	mg/L	0.040	06/03/24 20:31	
EPA 6010D	Potassium	6.2	mg/L	0.50	06/03/24 20:31	
EPA 6010D	Sodium	11.5	mg/L	1.0	06/03/24 20:31	
EPA 6010D	Calcium	94.9	mg/L	1.0	06/03/24 20:31	
EPA 6010D	Magnesium	19.9	mg/L	0.050	06/03/24 20:31	
EPA 6020B	Arsenic	0.0022J	mg/L	0.0050	06/04/24 16:55	
EPA 6020B	Barium	0.062	mg/L	0.0050	06/04/24 16:55	
EPA 6020B	Boron	1.5	mg/L	0.040	06/04/24 16:55	
EPA 6020B	Cadmium	0.00010J	mg/L	0.00050	06/04/24 16:55	
EPA 6020B	Cobalt	0.0010J	mg/L	0.0050	06/04/24 16:55	
EPA 6020B	Molybdenum	0.24	mg/L	0.010	06/04/24 16:55	
SM 2540C-2015	Total Dissolved Solids	532	mg/L	25.0	06/03/24 12:09	
SM 2320B-2011	Alkalinity,Bicarbonate (CaCO3)	138	mg/L	5.0	06/07/24 15:22	
SM 2320B-2011	Alkalinity, Total as CaCO3	138	mg/L	5.0	06/07/24 15:22	
EPA 300.0 Rev 2.1 1993	Chloride	52.4	mg/L	1.0	06/01/24 23:14	
EPA 300.0 Rev 2.1 1993	Fluoride	0.33	mg/L	0.10	06/01/24 23:14	
EPA 300.0 Rev 2.1 1993	Sulfate	133	mg/L	3.0	06/02/24 05:41	
92733822003	**HAM-PT-10**					
EPA 6010D	Iron	0.21	mg/L	0.040	06/03/24 20:35	
EPA 6010D	Manganese	0.52	mg/L	0.040	06/03/24 20:35	
EPA 6010D	Potassium	6.6	mg/L	0.50	06/03/24 20:35	
EPA 6010D	Sodium	9.5	mg/L	1.0	06/03/24 20:35	
EPA 6010D	Calcium	95.9	mg/L	1.0	06/03/24 20:35	
EPA 6010D	Magnesium	13.1	mg/L	0.050	06/03/24 20:35	
EPA 6020B	Arsenic	0.0018J	mg/L	0.0050	06/04/24 16:59	

REPORT OF LABORATORY ANALYSIS

This report shall not be reproduced, except in full,
without the written consent of Pace Analytical Services, LLC.

Pace Analytical Services, LLC
9800 Kincey Ave. Suite 100
Huntersville, NC 28078
(704)875-9092

SUMMARY OF DETECTION

Project: Hammond AP-1
Pace Project No.: 92733822

Lab Sample ID / Method	Client Sample ID / Parameters	Result	Units	Report Limit	Analyzed	Qualifiers
92733822003	**HAM-PT-10**					
EPA 6020B	Barium	0.052	mg/L	0.0050	06/04/24 16:59	
EPA 6020B	Boron	1.4	mg/L	0.040	06/04/24 16:59	
EPA 6020B	Cobalt	0.0014J	mg/L	0.0050	06/04/24 16:59	
EPA 6020B	Molybdenum	0.053	mg/L	0.010	06/04/24 16:59	
SM 2540C-2015	Total Dissolved Solids	495	mg/L	25.0	06/03/24 12:10	
SM 2320B-2011	Alkalinity,Bicarbonate (CaCO3)	116	mg/L	5.0	06/07/24 15:31	
SM 2320B-2011	Alkalinity, Total as CaCO3	116	mg/L	5.0	06/07/24 15:31	
EPA 300.0 Rev 2.1 1993	Chloride	53.0	mg/L	1.0	06/01/24 23:57	
EPA 300.0 Rev 2.1 1993	Fluoride	0.17	mg/L	0.10	06/01/24 23:57	
EPA 300.0 Rev 2.1 1993	Sulfate	124	mg/L	3.0	06/02/24 05:55	
92733822004	**HAM-PT-11**					
EPA 6010D	Iron	0.10	mg/L	0.040	06/03/24 20:39	
EPA 6010D	Manganese	0.27	mg/L	0.040	06/03/24 20:39	
EPA 6010D	Potassium	6.5	mg/L	0.50	06/03/24 20:39	
EPA 6010D	Sodium	9.2	mg/L	1.0	06/03/24 20:39	
EPA 6010D	Calcium	95.7	mg/L	1.0	06/03/24 20:39	
EPA 6010D	Magnesium	16.7	mg/L	0.050	06/03/24 20:39	
EPA 6020B	Arsenic	0.0021J	mg/L	0.0050	06/04/24 17:03	
EPA 6020B	Barium	0.072	mg/L	0.0050	06/04/24 17:03	
EPA 6020B	Boron	1.4	mg/L	0.040	06/04/24 17:03	
EPA 6020B	Cadmium	0.00013J	mg/L	0.00050	06/04/24 17:03	
EPA 6020B	Cobalt	0.0013J	mg/L	0.0050	06/04/24 17:03	
EPA 6020B	Molybdenum	0.17	mg/L	0.010	06/04/24 17:03	
SM 2540C-2015	Total Dissolved Solids	474	mg/L	25.0	06/03/24 12:08	
SM 2320B-2011	Alkalinity,Bicarbonate (CaCO3)	143	mg/L	5.0	06/05/24 17:35	
SM 2320B-2011	Alkalinity, Total as CaCO3	143	mg/L	5.0	06/05/24 17:35	
EPA 300.0 Rev 2.1 1993	Chloride	39.4	mg/L	1.0	06/02/24 00:11	
EPA 300.0 Rev 2.1 1993	Fluoride	0.31	mg/L	0.10	06/02/24 00:11	
EPA 300.0 Rev 2.1 1993	Sulfate	118	mg/L	3.0	06/02/24 06:09	
92733822005	**HAM-PT-12**					
EPA 6010D	Iron	0.032J	mg/L	0.040	06/03/24 20:43	
EPA 6010D	Manganese	0.75	mg/L	0.040	06/03/24 20:43	
EPA 6010D	Potassium	5.7	mg/L	0.50	06/03/24 20:43	
EPA 6010D	Sodium	9.6	mg/L	1.0	06/03/24 20:43	
EPA 6010D	Calcium	91.0	mg/L	1.0	06/03/24 20:43	
EPA 6010D	Magnesium	18.6	mg/L	0.050	06/03/24 20:43	
EPA 6020B	Arsenic	0.0026J	mg/L	0.0050	06/04/24 17:07	
EPA 6020B	Barium	0.069	mg/L	0.0050	06/04/24 17:07	
EPA 6020B	Boron	1.5	mg/L	0.040	06/04/24 17:07	
EPA 6020B	Cadmium	0.00011J	mg/L	0.00050	06/04/24 17:07	
EPA 6020B	Cobalt	0.0021J	mg/L	0.0050	06/04/24 17:07	
EPA 6020B	Molybdenum	0.22	mg/L	0.010	06/04/24 17:07	
EPA 6020B	Selenium	0.0015J	mg/L	0.0050	06/04/24 17:07	
SM 2540C-2015	Total Dissolved Solids	488	mg/L	25.0	06/03/24 12:08	
SM 2320B-2011	Alkalinity,Bicarbonate (CaCO3)	136	mg/L	5.0	06/07/24 13:55	
SM 2320B-2011	Alkalinity, Total as CaCO3	136	mg/L	5.0	06/07/24 13:55	

REPORT OF LABORATORY ANALYSIS

This report shall not be reproduced, except in full,
without the written consent of Pace Analytical Services, LLC.

Pace Analytical Services, LLC
9800 Kincey Ave. Suite 100
Huntersville, NC 28078
(704)875-9092

SUMMARY OF DETECTION

Project: Hammond AP-1
Pace Project No.: 92733822

Lab Sample ID / Method	Client Sample ID / Parameters	Result	Units	Report Limit	Analyzed	Qualifiers
92733822005	**HAM-PT-12**					
EPA 300.0 Rev 2.1 1993	Chloride	48.0	mg/L	1.0	06/03/24 00:51	
EPA 300.0 Rev 2.1 1993	Fluoride	0.31	mg/L	0.10	06/03/24 00:51	
EPA 300.0 Rev 2.1 1993	Sulfate	131	mg/L	3.0	06/03/24 03:15	
92733822006	**HAM-AP1-EB-01**					
EPA 6010D	Calcium	0.13J	mg/L	1.0	06/03/24 20:47	
EPA 6010D	Magnesium	0.030J	mg/L	0.050	06/03/24 20:47	
EPA 6020B	Arsenic	0.0044J	mg/L	0.0050	06/04/24 17:16	
92733822007	**HAM-AP1-FB-01**					
EPA 6020B	Arsenic	0.0040J	mg/L	0.0050	06/04/24 17:20	
EPA 6020B	Selenium	0.0011J	mg/L	0.0050	06/04/24 17:20	
92733822008	**HAM-AP1-FD-01**					
EPA 6010D	Iron	0.26	mg/L	0.040	06/03/24 21:41	
EPA 6010D	Manganese	0.27	mg/L	0.040	06/03/24 21:41	
EPA 6010D	Calcium	97.3	mg/L	1.0	06/03/24 21:41	
EPA 6010D	Magnesium	20.9	mg/L	0.050	06/03/24 21:41	
EPA 6010D	Potassium	6.4	mg/L	0.50	06/04/24 14:10	
EPA 6010D	Sodium	12.0	mg/L	1.0	06/04/24 14:10	
EPA 6020B	Arsenic	0.0025J	mg/L	0.0050	06/04/24 17:24	
EPA 6020B	Barium	0.062	mg/L	0.0050	06/04/24 17:24	
EPA 6020B	Boron	1.4	mg/L	0.040	06/04/24 17:24	
EPA 6020B	Cadmium	0.00014J	mg/L	0.00050	06/04/24 17:24	
EPA 6020B	Cobalt	0.0010J	mg/L	0.0050	06/04/24 17:24	
EPA 6020B	Molybdenum	0.24	mg/L	0.010	06/04/24 17:24	
EPA 6020B	Selenium	0.0012J	mg/L	0.0050	06/04/24 17:24	
SM 2540C-2015	Total Dissolved Solids	500	mg/L	25.0	06/03/24 12:10	
SM 2320B-2011	Alkalinity,Bicarbonate (CaCO3)	140	mg/L	5.0	06/07/24 15:48	
SM 2320B-2011	Alkalinity, Total as CaCO3	140	mg/L	5.0	06/07/24 15:48	
EPA 300.0 Rev 2.1 1993	Chloride	51.3	mg/L	1.0	06/03/24 01:06	
EPA 300.0 Rev 2.1 1993	Fluoride	0.32	mg/L	0.10	06/03/24 01:06	
EPA 300.0 Rev 2.1 1993	Sulfate	129	mg/L	3.0	06/03/24 03:29	

This report shall not be reproduced, except in full,
without the written consent of Pace Analytical Services, LLC.

Pace Analytical Services, LLC
9800 Kincey Ave. Suite 100
Huntersville, NC 28078
(704)875-9092

ANALYTICAL RESULTS

Project: Hammond AP-1
Pace Project No.: 92733822

Sample: HAM-AS-01 **Lab ID: 92733822001** Collected: 05/29/24 14:14 Received: 05/31/24 12:05 Matrix: Water

Parameters	Results	Units	Report Limit	MDL	DF	Prepared	Analyzed	CAS No.	Qual
6010D ATL ICP	Analytical Method: EPA 6010D Preparation Method: EPA 3010A Pace Analytical Services - Peachtree Corners, GA								
Iron	**0.14**	mg/L	0.040	0.025	1	05/31/24 17:19	06/03/24 20:27	7439-89-6	
Manganese	**1.2**	mg/L	0.040	0.011	1	05/31/24 17:19	06/03/24 20:27	7439-96-5	
Potassium	**6.1**	mg/L	0.50	0.15	1	05/31/24 17:19	06/03/24 20:27	7440-09-7	
Sodium	**11.1**	mg/L	1.0	0.58	1	05/31/24 17:19	06/03/24 20:27	7440-23-5	
Calcium	**144**	mg/L	1.0	0.12	1	05/31/24 17:19	06/03/24 20:27	7440-70-2	
Magnesium	**16.5**	mg/L	0.050	0.012	1	05/31/24 17:19	06/03/24 20:27	7439-95-4	
6020 MET ICPMS	Analytical Method: EPA 6020B Preparation Method: EPA 3005A Pace Analytical Services - Peachtree Corners, GA								
Antimony	ND	mg/L	0.0030	0.00054	1	05/31/24 16:57	06/04/24 16:51	7440-36-0	
Arsenic	**0.0022J**	mg/L	0.0050	0.00084	1	05/31/24 16:57	06/04/24 16:51	7440-38-2	
Barium	**0.12**	mg/L	0.0050	0.00047	1	05/31/24 16:57	06/04/24 16:51	7440-39-3	
Beryllium	ND	mg/L	0.00050	0.000094	1	05/31/24 16:57	06/04/24 16:51	7440-41-7	
Boron	**1.5**	mg/L	0.040	0.012	1	05/31/24 16:57	06/04/24 16:51	7440-42-8	
Cadmium	ND	mg/L	0.00050	0.00010	1	05/31/24 16:57	06/04/24 16:51	7440-43-9	
Chromium	ND	mg/L	0.0050	0.0019	1	05/31/24 16:57	06/04/24 16:51	7440-47-3	
Cobalt	**0.00087J**	mg/L	0.0050	0.00032	1	05/31/24 16:57	06/04/24 16:51	7440-48-4	
Lead	ND	mg/L	0.0010	0.00016	1	05/31/24 16:57	06/04/24 16:51	7439-92-1	
Lithium	**0.0048J**	mg/L	0.030	0.0016	1	05/31/24 16:57	06/04/24 16:51	7439-93-2	
Molybdenum	**0.060**	mg/L	0.010	0.00062	1	05/31/24 16:57	06/04/24 16:51	7439-98-7	
Selenium	**0.0016J**	mg/L	0.0050	0.00096	1	05/31/24 16:57	06/04/24 16:51	7782-49-2	
Thallium	ND	mg/L	0.0010	0.00038	1	05/31/24 16:57	06/04/24 16:51	7440-28-0	
7470 Mercury	Analytical Method: EPA 7470A Preparation Method: EPA 7470A Pace Analytical Services - Peachtree Corners, GA								
Mercury	ND	mg/L	0.00020	0.00013	1	06/10/24 17:00	06/11/24 09:10	7439-97-6	
2540C Total Dissolved Solids	Analytical Method: SM 2540C-2015 Pace Analytical Services - Peachtree Corners, GA								
Total Dissolved Solids	**610**	mg/L	25.0	25.0	1		06/03/24 12:08		
2320B Alkalinity	Analytical Method: SM 2320B-2011 Pace Analytical Services - Asheville								
Alkalinity,Bicarbonate (CaCO3)	**176**	mg/L	5.0	5.0	1		06/05/24 17:10		
Alkalinity,Carbonate (CaCO3)	ND	mg/L	5.0	5.0	1		06/05/24 17:10		
Alkalinity, Total as CaCO3	**176**	mg/L	5.0	5.0	1		06/05/24 17:10		
4500S2D Sulfide Water	Analytical Method: SM 4500-S2D-2011 Pace Analytical Services - Asheville								
Sulfide	ND	mg/L	0.10	0.022	1		06/02/24 02:01	18496-25-8	
300.0 IC Anions 28 Days	Analytical Method: EPA 300.0 Rev 2.1 1993 Pace Analytical Services - Asheville								
Chloride	**61.6**	mg/L	1.0	0.60	1		06/01/24 22:59	16887-00-6	

REPORT OF LABORATORY ANALYSIS

This report shall not be reproduced, except in full,
without the written consent of Pace Analytical Services, LLC.

Pace Analytical Services, LLC
9800 Kincey Ave. Suite 100
Huntersville, NC 28078
(704)875-9092

ANALYTICAL RESULTS

Project: Hammond AP-1
Pace Project No.: 92733822

Sample: HAM-AS-01 **Lab ID: 92733822001** Collected: 05/29/24 14:14 Received: 05/31/24 12:05 Matrix: Water

Parameters	Results	Units	Report Limit	MDL	DF	Prepared	Analyzed	CAS No.	Qual
300.0 IC Anions 28 Days	Analytical Method: EPA 300.0 Rev 2.1 1993 Pace Analytical Services - Asheville								
Fluoride	**0.13**	mg/L	0.10	0.050	1		06/01/24 22:59	16984-48-8	
Sulfate	**187**	mg/L	4.0	2.0	4		06/02/24 04:57	14808-79-8	

REPORT OF LABORATORY ANALYSIS

This report shall not be reproduced, except in full,
without the written consent of Pace Analytical Services, LLC.

Pace Analytical Services, LLC
9800 Kincey Ave. Suite 100
Huntersville, NC 28078
(704)875-9092

ANALYTICAL RESULTS

Project: Hammond AP-1
Pace Project No.: 92733822

Sample: HAM-PT-09 **Lab ID: 92733822002** Collected: 05/30/24 11:52 Received: 05/31/24 12:05 Matrix: Water

Parameters	Results	Units	Report Limit	MDL	DF	Prepared	Analyzed	CAS No.	Qual
6010D ATL ICP	Analytical Method: EPA 6010D Preparation Method: EPA 3010A Pace Analytical Services - Peachtree Corners, GA								
Iron	**0.24**	mg/L	0.040	0.025	1	05/31/24 17:19	06/03/24 20:31	7439-89-6	
Manganese	**0.28**	mg/L	0.040	0.011	1	05/31/24 17:19	06/03/24 20:31	7439-96-5	
Potassium	**6.2**	mg/L	0.50	0.15	1	05/31/24 17:19	06/03/24 20:31	7440-09-7	
Sodium	**11.5**	mg/L	1.0	0.58	1	05/31/24 17:19	06/03/24 20:31	7440-23-5	
Calcium	**94.9**	mg/L	1.0	0.12	1	05/31/24 17:19	06/03/24 20:31	7440-70-2	
Magnesium	**19.9**	mg/L	0.050	0.012	1	05/31/24 17:19	06/03/24 20:31	7439-95-4	
6020 MET ICPMS	Analytical Method: EPA 6020B Preparation Method: EPA 3005A Pace Analytical Services - Peachtree Corners, GA								
Antimony	ND	mg/L	0.0030	0.00054	1	05/31/24 16:57	06/04/24 16:55	7440-36-0	
Arsenic	**0.0022J**	mg/L	0.0050	0.00084	1	05/31/24 16:57	06/04/24 16:55	7440-38-2	
Barium	**0.062**	mg/L	0.0050	0.00047	1	05/31/24 16:57	06/04/24 16:55	7440-39-3	
Beryllium	ND	mg/L	0.00050	0.000094	1	05/31/24 16:57	06/04/24 16:55	7440-41-7	
Boron	**1.5**	mg/L	0.040	0.012	1	05/31/24 16:57	06/04/24 16:55	7440-42-8	
Cadmium	**0.00010J**	mg/L	0.00050	0.00010	1	05/31/24 16:57	06/04/24 16:55	7440-43-9	
Chromium	ND	mg/L	0.0050	0.0019	1	05/31/24 16:57	06/04/24 16:55	7440-47-3	
Cobalt	**0.0010J**	mg/L	0.0050	0.00032	1	05/31/24 16:57	06/04/24 16:55	7440-48-4	
Lead	ND	mg/L	0.0010	0.00016	1	05/31/24 16:57	06/04/24 16:55	7439-92-1	
Lithium	ND	mg/L	0.030	0.0016	1	05/31/24 16:57	06/04/24 16:55	7439-93-2	
Molybdenum	**0.24**	mg/L	0.010	0.00062	1	05/31/24 16:57	06/04/24 16:55	7439-98-7	
Selenium	ND	mg/L	0.0050	0.00096	1	05/31/24 16:57	06/04/24 16:55	7782-49-2	
Thallium	ND	mg/L	0.0010	0.00038	1	05/31/24 16:57	06/04/24 16:55	7440-28-0	
7470 Mercury	Analytical Method: EPA 7470A Preparation Method: EPA 7470A Pace Analytical Services - Peachtree Corners, GA								
Mercury	ND	mg/L	0.00020	0.00013	1	06/10/24 17:00	06/11/24 09:32	7439-97-6	
2540C Total Dissolved Solids	Analytical Method: SM 2540C-2015 Pace Analytical Services - Peachtree Corners, GA								
Total Dissolved Solids	**532**	mg/L	25.0	25.0	1		06/03/24 12:09		
2320B Alkalinity	Analytical Method: SM 2320B-2011 Pace Analytical Services - Asheville								
Alkalinity,Bicarbonate (CaCO3)	**138**	mg/L	5.0	5.0	1		06/07/24 15:22		
Alkalinity,Carbonate (CaCO3)	ND	mg/L	5.0	5.0	1		06/07/24 15:22		
Alkalinity, Total as CaCO3	**138**	mg/L	5.0	5.0	1		06/07/24 15:22		
4500S2D Sulfide Water	Analytical Method: SM 4500-S2D-2011 Pace Analytical Services - Asheville								
Sulfide	ND	mg/L	0.10	0.022	1		06/02/24 02:05	18496-25-8	
300.0 IC Anions 28 Days	Analytical Method: EPA 300.0 Rev 2.1 1993 Pace Analytical Services - Asheville								
Chloride	**52.4**	mg/L	1.0	0.60	1		06/01/24 23:14	16887-00-6	

REPORT OF LABORATORY ANALYSIS

This report shall not be reproduced, except in full,
without the written consent of Pace Analytical Services, LLC.

Pace Analytical Services, LLC
9800 Kincey Ave. Suite 100
Huntersville, NC 28078
(704)875-9092

ANALYTICAL RESULTS

Project: Hammond AP-1
Pace Project No.: 92733822

Sample: HAM-PT-09 **Lab ID: 92733822002** Collected: 05/30/24 11:52 Received: 05/31/24 12:05 Matrix: Water

Parameters	Results	Units	Report Limit	MDL	DF	Prepared	Analyzed	CAS No.	Qual
300.0 IC Anions 28 Days	Analytical Method: EPA 300.0 Rev 2.1 1993 Pace Analytical Services - Asheville								
Fluoride	**0.33**	mg/L	0.10	0.050	1		06/01/24 23:14	16984-48-8	
Sulfate	**133**	mg/L	3.0	1.5	3		06/02/24 05:41	14808-79-8	

REPORT OF LABORATORY ANALYSIS

This report shall not be reproduced, except in full,
without the written consent of Pace Analytical Services, LLC.

Pace Analytical Services, LLC
9800 Kincey Ave. Suite 100
Huntersville, NC 28078
(704)875-9092

ANALYTICAL RESULTS

Project: Hammond AP-1
Pace Project No.: 92733822

Sample: HAM-PT-10 **Lab ID: 92733822003** Collected: 05/30/24 14:40 Received: 05/31/24 12:05 Matrix: Water

Parameters	Results	Units	Report Limit	MDL	DF	Prepared	Analyzed	CAS No.	Qual
6010D ATL ICP	Analytical Method: EPA 6010D Preparation Method: EPA 3010A Pace Analytical Services - Peachtree Corners, GA								
Iron	**0.21**	mg/L	0.040	0.025	1	05/31/24 17:19	06/03/24 20:35	7439-89-6	
Manganese	**0.52**	mg/L	0.040	0.011	1	05/31/24 17:19	06/03/24 20:35	7439-96-5	
Potassium	**6.6**	mg/L	0.50	0.15	1	05/31/24 17:19	06/03/24 20:35	7440-09-7	
Sodium	**9.5**	mg/L	1.0	0.58	1	05/31/24 17:19	06/03/24 20:35	7440-23-5	
Calcium	**95.9**	mg/L	1.0	0.12	1	05/31/24 17:19	06/03/24 20:35	7440-70-2	
Magnesium	**13.1**	mg/L	0.050	0.012	1	05/31/24 17:19	06/03/24 20:35	7439-95-4	
6020 MET ICPMS	Analytical Method: EPA 6020B Preparation Method: EPA 3005A Pace Analytical Services - Peachtree Corners, GA								
Antimony	ND	mg/L	0.0030	0.00054	1	05/31/24 16:57	06/04/24 16:59	7440-36-0	
Arsenic	**0.0018J**	mg/L	0.0050	0.00084	1	05/31/24 16:57	06/04/24 16:59	7440-38-2	
Barium	**0.052**	mg/L	0.0050	0.00047	1	05/31/24 16:57	06/04/24 16:59	7440-39-3	
Beryllium	ND	mg/L	0.00050	0.000094	1	05/31/24 16:57	06/04/24 16:59	7440-41-7	
Boron	**1.4**	mg/L	0.040	0.012	1	05/31/24 16:57	06/04/24 16:59	7440-42-8	
Cadmium	ND	mg/L	0.00050	0.00010	1	05/31/24 16:57	06/04/24 16:59	7440-43-9	
Chromium	ND	mg/L	0.0050	0.0019	1	05/31/24 16:57	06/04/24 16:59	7440-47-3	
Cobalt	**0.0014J**	mg/L	0.0050	0.00032	1	05/31/24 16:57	06/04/24 16:59	7440-48-4	
Lead	ND	mg/L	0.0010	0.00016	1	05/31/24 16:57	06/04/24 16:59	7439-92-1	
Lithium	ND	mg/L	0.030	0.0016	1	05/31/24 16:57	06/04/24 16:59	7439-93-2	
Molybdenum	**0.053**	mg/L	0.010	0.00062	1	05/31/24 16:57	06/04/24 16:59	7439-98-7	
Selenium	ND	mg/L	0.0050	0.00096	1	05/31/24 16:57	06/04/24 16:59	7782-49-2	
Thallium	ND	mg/L	0.0010	0.00038	1	05/31/24 16:57	06/04/24 16:59	7440-28-0	
7470 Mercury	Analytical Method: EPA 7470A Preparation Method: EPA 7470A Pace Analytical Services - Peachtree Corners, GA								
Mercury	ND	mg/L	0.00020	0.00013	1	06/10/24 17:00	06/11/24 09:35	7439-97-6	
2540C Total Dissolved Solids	Analytical Method: SM 2540C-2015 Pace Analytical Services - Peachtree Corners, GA								
Total Dissolved Solids	**495**	mg/L	25.0	25.0	1		06/03/24 12:10		
2320B Alkalinity	Analytical Method: SM 2320B-2011 Pace Analytical Services - Asheville								
Alkalinity,Bicarbonate (CaCO3)	**116**	mg/L	5.0	5.0	1		06/07/24 15:31		
Alkalinity,Carbonate (CaCO3)	ND	mg/L	5.0	5.0	1		06/07/24 15:31		
Alkalinity, Total as CaCO3	**116**	mg/L	5.0	5.0	1		06/07/24 15:31		
4500S2D Sulfide Water	Analytical Method: SM 4500-S2D-2011 Pace Analytical Services - Asheville								
Sulfide	ND	mg/L	0.10	0.022	1		06/02/24 02:05	18496-25-8	
300.0 IC Anions 28 Days	Analytical Method: EPA 300.0 Rev 2.1 1993 Pace Analytical Services - Asheville								
Chloride	**53.0**	mg/L	1.0	0.60	1		06/01/24 23:57	16887-00-6	

REPORT OF LABORATORY ANALYSIS

This report shall not be reproduced, except in full,
without the written consent of Pace Analytical Services, LLC.

Pace Analytical Services, LLC
9800 Kincey Ave. Suite 100
Huntersville, NC 28078
(704)875-9092

ANALYTICAL RESULTS

Project: Hammond AP-1
Pace Project No.: 92733822

Sample: HAM-PT-10 **Lab ID: 92733822003** Collected: 05/30/24 14:40 Received: 05/31/24 12:05 Matrix: Water

Parameters	Results	Units	Report Limit	MDL	DF	Prepared	Analyzed	CAS No.	Qual
300.0 IC Anions 28 Days	Analytical Method: EPA 300.0 Rev 2.1 1993 Pace Analytical Services - Asheville								
Fluoride	**0.17**	mg/L	0.10	0.050	1		06/01/24 23:57	16984-48-8	
Sulfate	**124**	mg/L	3.0	1.5	3		06/02/24 05:55	14808-79-8	

REPORT OF LABORATORY ANALYSIS

This report shall not be reproduced, except in full,
without the written consent of Pace Analytical Services, LLC.

Pace Analytical Services, LLC
9800 Kincey Ave. Suite 100
Huntersville, NC 28078
(704)875-9092

ANALYTICAL RESULTS

Project: Hammond AP-1
Pace Project No.: 92733822

Sample: HAM-PT-11 **Lab ID: 92733822004** Collected: 05/29/24 16:43 Received: 05/31/24 12:05 Matrix: Water

Parameters	Results	Units	Report Limit	MDL	DF	Prepared	Analyzed	CAS No.	Qual
6010D ATL ICP	Analytical Method: EPA 6010D Preparation Method: EPA 3010A Pace Analytical Services - Peachtree Corners, GA								
Iron	**0.10**	mg/L	0.040	0.025	1	05/31/24 17:19	06/03/24 20:39	7439-89-6	
Manganese	**0.27**	mg/L	0.040	0.011	1	05/31/24 17:19	06/03/24 20:39	7439-96-5	
Potassium	**6.5**	mg/L	0.50	0.15	1	05/31/24 17:19	06/03/24 20:39	7440-09-7	
Sodium	**9.2**	mg/L	1.0	0.58	1	05/31/24 17:19	06/03/24 20:39	7440-23-5	
Calcium	**95.7**	mg/L	1.0	0.12	1	05/31/24 17:19	06/03/24 20:39	7440-70-2	
Magnesium	**16.7**	mg/L	0.050	0.012	1	05/31/24 17:19	06/03/24 20:39	7439-95-4	
6020 MET ICPMS	Analytical Method: EPA 6020B Preparation Method: EPA 3005A Pace Analytical Services - Peachtree Corners, GA								
Antimony	ND	mg/L	0.0030	0.00054	1	05/31/24 16:57	06/04/24 17:03	7440-36-0	
Arsenic	**0.0021J**	mg/L	0.0050	0.00084	1	05/31/24 16:57	06/04/24 17:03	7440-38-2	
Barium	**0.072**	mg/L	0.0050	0.00047	1	05/31/24 16:57	06/04/24 17:03	7440-39-3	
Beryllium	ND	mg/L	0.00050	0.000094	1	05/31/24 16:57	06/04/24 17:03	7440-41-7	
Boron	**1.4**	mg/L	0.040	0.012	1	05/31/24 16:57	06/04/24 17:03	7440-42-8	
Cadmium	**0.00013J**	mg/L	0.00050	0.00010	1	05/31/24 16:57	06/04/24 17:03	7440-43-9	
Chromium	ND	mg/L	0.0050	0.0019	1	05/31/24 16:57	06/04/24 17:03	7440-47-3	
Cobalt	**0.0013J**	mg/L	0.0050	0.00032	1	05/31/24 16:57	06/04/24 17:03	7440-48-4	
Lead	ND	mg/L	0.0010	0.00016	1	05/31/24 16:57	06/04/24 17:03	7439-92-1	
Lithium	ND	mg/L	0.030	0.0016	1	05/31/24 16:57	06/04/24 17:03	7439-93-2	
Molybdenum	**0.17**	mg/L	0.010	0.00062	1	05/31/24 16:57	06/04/24 17:03	7439-98-7	
Selenium	ND	mg/L	0.0050	0.00096	1	05/31/24 16:57	06/04/24 17:03	7782-49-2	
Thallium	ND	mg/L	0.0010	0.00038	1	05/31/24 16:57	06/04/24 17:03	7440-28-0	
7470 Mercury	Analytical Method: EPA 7470A Preparation Method: EPA 7470A Pace Analytical Services - Peachtree Corners, GA								
Mercury	ND	mg/L	0.00020	0.00013	1	06/10/24 17:00	06/11/24 09:37	7439-97-6	
2540C Total Dissolved Solids	Analytical Method: SM 2540C-2015 Pace Analytical Services - Peachtree Corners, GA								
Total Dissolved Solids	**474**	mg/L	25.0	25.0	1		06/03/24 12:08		
2320B Alkalinity	Analytical Method: SM 2320B-2011 Pace Analytical Services - Asheville								
Alkalinity,Bicarbonate (CaCO3)	**143**	mg/L	5.0	5.0	1		06/05/24 17:35		
Alkalinity,Carbonate (CaCO3)	ND	mg/L	5.0	5.0	1		06/05/24 17:35		
Alkalinity, Total as CaCO3	**143**	mg/L	5.0	5.0	1		06/05/24 17:35		
4500S2D Sulfide Water	Analytical Method: SM 4500-S2D-2011 Pace Analytical Services - Asheville								
Sulfide	ND	mg/L	0.10	0.022	1		06/02/24 02:01	18496-25-8	
300.0 IC Anions 28 Days	Analytical Method: EPA 300.0 Rev 2.1 1993 Pace Analytical Services - Asheville								
Chloride	**39.4**	mg/L	1.0	0.60	1		06/02/24 00:11	16887-00-6	

REPORT OF LABORATORY ANALYSIS

This report shall not be reproduced, except in full,
without the written consent of Pace Analytical Services, LLC.

Pace Analytical Services, LLC
9800 Kincey Ave. Suite 100
Huntersville, NC 28078
(704)875-9092

ANALYTICAL RESULTS

Project: Hammond AP-1
Pace Project No.: 92733822

Sample: HAM-PT-11 **Lab ID: 92733822004** Collected: 05/29/24 16:43 Received: 05/31/24 12:05 Matrix: Water

Parameters	Results	Units	Report Limit	MDL	DF	Prepared	Analyzed	CAS No.	Qual
300.0 IC Anions 28 Days	Analytical Method: EPA 300.0 Rev 2.1 1993 Pace Analytical Services - Asheville								
Fluoride	**0.31**	mg/L	0.10	0.050	1		06/02/24 00:11	16984-48-8	
Sulfate	**118**	mg/L	3.0	1.5	3		06/02/24 06:09	14808-79-8	

REPORT OF LABORATORY ANALYSIS

This report shall not be reproduced, except in full,
without the written consent of Pace Analytical Services, LLC.

Pace Analytical Services, LLC
9800 Kincey Ave. Suite 100
Huntersville, NC 28078
(704)875-9092

ANALYTICAL RESULTS

Project: Hammond AP-1
Pace Project No.: 92733822

Sample: HAM-PT-12 **Lab ID: 92733822005** Collected: 05/29/24 12:08 Received: 05/31/24 12:05 Matrix: Water

Parameters	Results	Units	Report Limit	MDL	DF	Prepared	Analyzed	CAS No.	Qual
6010D ATL ICP	Analytical Method: EPA 6010D Preparation Method: EPA 3010A Pace Analytical Services - Peachtree Corners, GA								
Iron	**0.032J**	mg/L	0.040	0.025	1	05/31/24 17:19	06/03/24 20:43	7439-89-6	
Manganese	**0.75**	mg/L	0.040	0.011	1	05/31/24 17:19	06/03/24 20:43	7439-96-5	
Potassium	**5.7**	mg/L	0.50	0.15	1	05/31/24 17:19	06/03/24 20:43	7440-09-7	
Sodium	**9.6**	mg/L	1.0	0.58	1	05/31/24 17:19	06/03/24 20:43	7440-23-5	
Calcium	**91.0**	mg/L	1.0	0.12	1	05/31/24 17:19	06/03/24 20:43	7440-70-2	
Magnesium	**18.6**	mg/L	0.050	0.012	1	05/31/24 17:19	06/03/24 20:43	7439-95-4	
6020 MET ICPMS	Analytical Method: EPA 6020B Preparation Method: EPA 3005A Pace Analytical Services - Peachtree Corners, GA								
Antimony	ND	mg/L	0.0030	0.00054	1	05/31/24 16:57	06/04/24 17:07	7440-36-0	
Arsenic	**0.0026J**	mg/L	0.0050	0.00084	1	05/31/24 16:57	06/04/24 17:07	7440-38-2	
Barium	**0.069**	mg/L	0.0050	0.00047	1	05/31/24 16:57	06/04/24 17:07	7440-39-3	
Beryllium	ND	mg/L	0.00050	0.000094	1	05/31/24 16:57	06/04/24 17:07	7440-41-7	
Boron	**1.5**	mg/L	0.040	0.012	1	05/31/24 16:57	06/04/24 17:07	7440-42-8	
Cadmium	**0.00011J**	mg/L	0.00050	0.00010	1	05/31/24 16:57	06/04/24 17:07	7440-43-9	
Chromium	ND	mg/L	0.0050	0.0019	1	05/31/24 16:57	06/04/24 17:07	7440-47-3	
Cobalt	**0.0021J**	mg/L	0.0050	0.00032	1	05/31/24 16:57	06/04/24 17:07	7440-48-4	
Lead	ND	mg/L	0.0010	0.00016	1	05/31/24 16:57	06/04/24 17:07	7439-92-1	
Lithium	ND	mg/L	0.030	0.0016	1	05/31/24 16:57	06/04/24 17:07	7439-93-2	
Molybdenum	**0.22**	mg/L	0.010	0.00062	1	05/31/24 16:57	06/04/24 17:07	7439-98-7	
Selenium	**0.0015J**	mg/L	0.0050	0.00096	1	05/31/24 16:57	06/04/24 17:07	7782-49-2	
Thallium	ND	mg/L	0.0010	0.00038	1	05/31/24 16:57	06/04/24 17:07	7440-28-0	
7470 Mercury	Analytical Method: EPA 7470A Preparation Method: EPA 7470A Pace Analytical Services - Peachtree Corners, GA								
Mercury	ND	mg/L	0.00020	0.00013	1	06/10/24 17:00	06/11/24 09:40	7439-97-6	
2540C Total Dissolved Solids	Analytical Method: SM 2540C-2015 Pace Analytical Services - Peachtree Corners, GA								
Total Dissolved Solids	**488**	mg/L	25.0	25.0	1		06/03/24 12:08		
2320B Alkalinity	Analytical Method: SM 2320B-2011 Pace Analytical Services - Asheville								
Alkalinity,Bicarbonate (CaCO3)	**136**	mg/L	5.0	5.0	1		06/07/24 13:55		
Alkalinity,Carbonate (CaCO3)	ND	mg/L	5.0	5.0	1		06/07/24 13:55		
Alkalinity, Total as CaCO3	**136**	mg/L	5.0	5.0	1		06/07/24 13:55		
4500S2D Sulfide Water	Analytical Method: SM 4500-S2D-2011 Pace Analytical Services - Asheville								
Sulfide	ND	mg/L	0.10	0.022	1		06/02/24 02:01	18496-25-8	
300.0 IC Anions 28 Days	Analytical Method: EPA 300.0 Rev 2.1 1993 Pace Analytical Services - Asheville								
Chloride	**48.0**	mg/L	1.0	0.60	1		06/03/24 00:51	16887-00-6	

REPORT OF LABORATORY ANALYSIS

This report shall not be reproduced, except in full,
without the written consent of Pace Analytical Services, LLC.

Pace Analytical Services, LLC
9800 Kincey Ave. Suite 100
Huntersville, NC 28078
(704)875-9092

ANALYTICAL RESULTS

Project: Hammond AP-1
Pace Project No.: 92733822

Sample: HAM-PT-12 **Lab ID: 92733822005** Collected: 05/29/24 12:08 Received: 05/31/24 12:05 Matrix: Water

Parameters	Results	Units	Report Limit	MDL	DF	Prepared	Analyzed	CAS No.	Qual
300.0 IC Anions 28 Days	Analytical Method: EPA 300.0 Rev 2.1 1993 Pace Analytical Services - Asheville								
Fluoride	**0.31**	mg/L	0.10	0.050	1		06/03/24 00:51	16984-48-8	
Sulfate	**131**	mg/L	3.0	1.5	3		06/03/24 03:15	14808-79-8	

REPORT OF LABORATORY ANALYSIS

This report shall not be reproduced, except in full,
without the written consent of Pace Analytical Services, LLC.

Pace Analytical Services, LLC
9800 Kincey Ave. Suite 100
Huntersville, NC 28078
(704)875-9092

ANALYTICAL RESULTS

Project: Hammond AP-1
Pace Project No.: 92733822

Sample: HAM-AP1-EB-01 **Lab ID: 92733822006** Collected: 05/30/24 16:59 Received: 05/31/24 12:05 Matrix: Water

Parameters	Results	Units	Report Limit	MDL	DF	Prepared	Analyzed	CAS No.	Qual
6010D ATL ICP	Analytical Method: EPA 6010D Preparation Method: EPA 3010A Pace Analytical Services - Peachtree Corners, GA								
Iron	ND	mg/L	0.040	0.025	1	05/31/24 17:19	06/03/24 20:47	7439-89-6	
Manganese	ND	mg/L	0.040	0.011	1	05/31/24 17:19	06/03/24 20:47	7439-96-5	
Potassium	ND	mg/L	0.50	0.15	1	05/31/24 17:19	06/03/24 20:47	7440-09-7	
Sodium	ND	mg/L	1.0	0.58	1	05/31/24 17:19	06/03/24 20:47	7440-23-5	
Calcium	**0.13J**	mg/L	1.0	0.12	1	05/31/24 17:19	06/03/24 20:47	7440-70-2	
Magnesium	**0.030J**	mg/L	0.050	0.012	1	05/31/24 17:19	06/03/24 20:47	7439-95-4	
6020 MET ICPMS	Analytical Method: EPA 6020B Preparation Method: EPA 3005A Pace Analytical Services - Peachtree Corners, GA								
Antimony	ND	mg/L	0.0030	0.00054	1	05/31/24 16:57	06/04/24 17:16	7440-36-0	
Arsenic	**0.0044J**	mg/L	0.0050	0.00084	1	05/31/24 16:57	06/04/24 17:16	7440-38-2	
Barium	ND	mg/L	0.0050	0.00047	1	05/31/24 16:57	06/04/24 17:16	7440-39-3	
Beryllium	ND	mg/L	0.00050	0.000094	1	05/31/24 16:57	06/04/24 17:16	7440-41-7	
Boron	ND	mg/L	0.040	0.012	1	05/31/24 16:57	06/04/24 17:16	7440-42-8	
Cadmium	ND	mg/L	0.00050	0.00010	1	05/31/24 16:57	06/04/24 17:16	7440-43-9	
Chromium	ND	mg/L	0.0050	0.0019	1	05/31/24 16:57	06/04/24 17:16	7440-47-3	
Cobalt	ND	mg/L	0.0050	0.00032	1	05/31/24 16:57	06/04/24 17:16	7440-48-4	
Lead	ND	mg/L	0.0010	0.00016	1	05/31/24 16:57	06/04/24 17:16	7439-92-1	
Lithium	ND	mg/L	0.030	0.0016	1	05/31/24 16:57	06/04/24 17:16	7439-93-2	
Molybdenum	ND	mg/L	0.010	0.00062	1	05/31/24 16:57	06/04/24 17:16	7439-98-7	
Selenium	ND	mg/L	0.0050	0.00096	1	05/31/24 16:57	06/04/24 17:16	7782-49-2	
Thallium	ND	mg/L	0.0010	0.00038	1	05/31/24 16:57	06/04/24 17:16	7440-28-0	
7470 Mercury	Analytical Method: EPA 7470A Preparation Method: EPA 7470A Pace Analytical Services - Peachtree Corners, GA								
Mercury	ND	mg/L	0.00020	0.00013	1	06/10/24 17:00	06/11/24 09:43	7439-97-6	
2540C Total Dissolved Solids	Analytical Method: SM 2540C-2015 Pace Analytical Services - Peachtree Corners, GA								
Total Dissolved Solids	ND	mg/L	25.0	25.0	1		06/03/24 12:10		
2320B Alkalinity	Analytical Method: SM 2320B-2011 Pace Analytical Services - Asheville								
Alkalinity,Bicarbonate (CaCO3)	ND	mg/L	5.0	5.0	1		06/07/24 15:40		
Alkalinity,Carbonate (CaCO3)	ND	mg/L	5.0	5.0	1		06/07/24 15:40		
Alkalinity, Total as CaCO3	ND	mg/L	5.0	5.0	1		06/07/24 15:40		
4500S2D Sulfide Water	Analytical Method: SM 4500-S2D-2011 Pace Analytical Services - Asheville								
Sulfide	ND	mg/L	0.10	0.022	1		06/02/24 02:06	18496-25-8	
300.0 IC Anions 28 Days	Analytical Method: EPA 300.0 Rev 2.1 1993 Pace Analytical Services - Asheville								
Chloride	ND	mg/L	1.0	0.60	1		06/02/24 22:00	16887-00-6	

REPORT OF LABORATORY ANALYSIS

This report shall not be reproduced, except in full,
without the written consent of Pace Analytical Services, LLC.

Pace Analytical Services, LLC
9800 Kincey Ave. Suite 100
Huntersville, NC 28078
(704)875-9092

ANALYTICAL RESULTS

Project: Hammond AP-1
Pace Project No.: 92733822

Sample: HAM-AP1-EB-01 **Lab ID: 92733822006** Collected: 05/30/24 16:59 Received: 05/31/24 12:05 Matrix: Water

Parameters	Results	Units	Report Limit	MDL	DF	Prepared	Analyzed	CAS No.	Qual
300.0 IC Anions 28 Days	Analytical Method: EPA 300.0 Rev 2.1 1993 Pace Analytical Services - Asheville								
Fluoride	ND	mg/L	0.10	0.050	1		06/02/24 22:00	16984-48-8	
Sulfate	ND	mg/L	1.0	0.50	1		06/02/24 22:00	14808-79-8	

REPORT OF LABORATORY ANALYSIS

This report shall not be reproduced, except in full,
without the written consent of Pace Analytical Services, LLC.

Pace Analytical Services, LLC
9800 Kincey Ave. Suite 100
Huntersville, NC 28078
(704)875-9092

ANALYTICAL RESULTS

Project: Hammond AP-1
Pace Project No.: 92733822

Sample: HAM-AP1-FB-01 **Lab ID: 92733822007** Collected: 05/30/24 16:52 Received: 05/31/24 12:05 Matrix: Water

Parameters	Results	Units	Report Limit	MDL	DF	Prepared	Analyzed	CAS No.	Qual
6010D ATL ICP	Analytical Method: EPA 6010D Preparation Method: EPA 3010A Pace Analytical Services - Peachtree Corners, GA								
Iron	ND	mg/L	0.040	0.025	1	05/31/24 17:19	06/03/24 20:51	7439-89-6	
Manganese	ND	mg/L	0.040	0.011	1	05/31/24 17:19	06/03/24 20:51	7439-96-5	
Potassium	ND	mg/L	0.50	0.15	1	05/31/24 17:19	06/03/24 20:51	7440-09-7	
Sodium	ND	mg/L	1.0	0.58	1	05/31/24 17:19	06/03/24 20:51	7440-23-5	
Calcium	ND	mg/L	1.0	0.12	1	05/31/24 17:19	06/03/24 20:51	7440-70-2	
Magnesium	ND	mg/L	0.050	0.012	1	05/31/24 17:19	06/03/24 20:51	7439-95-4	
6020 MET ICPMS	Analytical Method: EPA 6020B Preparation Method: EPA 3005A Pace Analytical Services - Peachtree Corners, GA								
Antimony	ND	mg/L	0.0030	0.00054	1	05/31/24 16:57	06/04/24 17:20	7440-36-0	
Arsenic	**0.0040J**	mg/L	0.0050	0.00084	1	05/31/24 16:57	06/04/24 17:20	7440-38-2	
Barium	ND	mg/L	0.0050	0.00047	1	05/31/24 16:57	06/04/24 17:20	7440-39-3	
Beryllium	ND	mg/L	0.00050	0.000094	1	05/31/24 16:57	06/04/24 17:20	7440-41-7	
Boron	ND	mg/L	0.040	0.012	1	05/31/24 16:57	06/04/24 17:20	7440-42-8	
Cadmium	ND	mg/L	0.00050	0.00010	1	05/31/24 16:57	06/04/24 17:20	7440-43-9	
Chromium	ND	mg/L	0.0050	0.0019	1	05/31/24 16:57	06/04/24 17:20	7440-47-3	
Cobalt	ND	mg/L	0.0050	0.00032	1	05/31/24 16:57	06/04/24 17:20	7440-48-4	
Lead	ND	mg/L	0.0010	0.00016	1	05/31/24 16:57	06/04/24 17:20	7439-92-1	
Lithium	ND	mg/L	0.030	0.0016	1	05/31/24 16:57	06/04/24 17:20	7439-93-2	
Molybdenum	ND	mg/L	0.010	0.00062	1	05/31/24 16:57	06/04/24 17:20	7439-98-7	
Selenium	**0.0011J**	mg/L	0.0050	0.00096	1	05/31/24 16:57	06/04/24 17:20	7782-49-2	
Thallium	ND	mg/L	0.0010	0.00038	1	05/31/24 16:57	06/04/24 17:20	7440-28-0	
7470 Mercury	Analytical Method: EPA 7470A Preparation Method: EPA 7470A Pace Analytical Services - Peachtree Corners, GA								
Mercury	ND	mg/L	0.00020	0.00013	1	06/10/24 17:00	06/11/24 09:45	7439-97-6	
2540C Total Dissolved Solids	Analytical Method: SM 2540C-2015 Pace Analytical Services - Peachtree Corners, GA								
Total Dissolved Solids	ND	mg/L	25.0	25.0	1		06/03/24 12:10		
2320B Alkalinity	Analytical Method: SM 2320B-2011 Pace Analytical Services - Asheville								
Alkalinity,Bicarbonate (CaCO3)	ND	mg/L	5.0	5.0	1		06/07/24 15:44		
Alkalinity,Carbonate (CaCO3)	ND	mg/L	5.0	5.0	1		06/07/24 15:44		
Alkalinity, Total as CaCO3	ND	mg/L	5.0	5.0	1		06/07/24 15:44		
4500S2D Sulfide Water	Analytical Method: SM 4500-S2D-2011 Pace Analytical Services - Asheville								
Sulfide	ND	mg/L	0.10	0.022	1		06/02/24 02:06	18496-25-8	
300.0 IC Anions 28 Days	Analytical Method: EPA 300.0 Rev 2.1 1993 Pace Analytical Services - Asheville								
Chloride	ND	mg/L	1.0	0.60	1		06/02/24 22:14	16887-00-6	

REPORT OF LABORATORY ANALYSIS

This report shall not be reproduced, except in full,
without the written consent of Pace Analytical Services, LLC.

Pace Analytical Services, LLC
9800 Kincey Ave. Suite 100
Huntersville, NC 28078
(704)875-9092

ANALYTICAL RESULTS

Project: Hammond AP-1
Pace Project No.: 92733822

Sample: HAM-AP1-FB-01 **Lab ID: 92733822007** Collected: 05/30/24 16:52 Received: 05/31/24 12:05 Matrix: Water

Parameters	Results	Units	Report Limit	MDL	DF	Prepared	Analyzed	CAS No.	Qual
300.0 IC Anions 28 Days	Analytical Method: EPA 300.0 Rev 2.1 1993 Pace Analytical Services - Asheville								
Fluoride	ND	mg/L	0.10	0.050	1		06/02/24 22:14	16984-48-8	M1
Sulfate	ND	mg/L	1.0	0.50	1		06/02/24 22:14	14808-79-8	

REPORT OF LABORATORY ANALYSIS

This report shall not be reproduced, except in full,
without the written consent of Pace Analytical Services, LLC.

Pace Analytical Services, LLC
9800 Kincey Ave. Suite 100
Huntersville, NC 28078
(704)875-9092

ANALYTICAL RESULTS

Project: Hammond AP-1
Pace Project No.: 92733822

Sample: HAM-AP1-FD-01 **Lab ID: 92733822008** Collected: 05/30/24 00:00 Received: 05/31/24 12:05 Matrix: Water

Parameters	Results	Units	Report Limit	MDL	DF	Prepared	Analyzed	CAS No.	Qual
6010D ATL ICP	Analytical Method: EPA 6010D Preparation Method: EPA 3010A Pace Analytical Services - Peachtree Corners, GA								
Iron	**0.26**	mg/L	0.040	0.025	1	05/31/24 17:19	06/03/24 21:41	7439-89-6	
Manganese	**0.27**	mg/L	0.040	0.011	1	05/31/24 17:19	06/03/24 21:41	7439-96-5	
Calcium	**97.3**	mg/L	1.0	0.12	1	05/31/24 17:19	06/03/24 21:41	7440-70-2	
Magnesium	**20.9**	mg/L	0.050	0.012	1	05/31/24 17:19	06/03/24 21:41	7439-95-4	
Potassium	**6.4**	mg/L	0.50	0.15	1	05/31/24 17:19	06/04/24 14:10	7440-09-7	
Sodium	**12.0**	mg/L	1.0	0.58	1	05/31/24 17:19	06/04/24 14:10	7440-23-5	
6020 MET ICPMS	Analytical Method: EPA 6020B Preparation Method: EPA 3005A Pace Analytical Services - Peachtree Corners, GA								
Antimony	ND	mg/L	0.0030	0.00054	1	05/31/24 16:57	06/04/24 17:24	7440-36-0	
Arsenic	**0.0025J**	mg/L	0.0050	0.00084	1	05/31/24 16:57	06/04/24 17:24	7440-38-2	
Barium	**0.062**	mg/L	0.0050	0.00047	1	05/31/24 16:57	06/04/24 17:24	7440-39-3	
Beryllium	ND	mg/L	0.00050	0.000094	1	05/31/24 16:57	06/04/24 17:24	7440-41-7	
Boron	**1.4**	mg/L	0.040	0.012	1	05/31/24 16:57	06/04/24 17:24	7440-42-8	
Cadmium	**0.00014J**	mg/L	0.00050	0.00010	1	05/31/24 16:57	06/04/24 17:24	7440-43-9	
Chromium	ND	mg/L	0.0050	0.0019	1	05/31/24 16:57	06/04/24 17:24	7440-47-3	
Cobalt	**0.0010J**	mg/L	0.0050	0.00032	1	05/31/24 16:57	06/04/24 17:24	7440-48-4	
Lead	ND	mg/L	0.0010	0.00016	1	05/31/24 16:57	06/04/24 17:24	7439-92-1	
Lithium	ND	mg/L	0.030	0.0016	1	05/31/24 16:57	06/04/24 17:24	7439-93-2	
Molybdenum	**0.24**	mg/L	0.010	0.00062	1	05/31/24 16:57	06/04/24 17:24	7439-98-7	
Selenium	**0.0012J**	mg/L	0.0050	0.00096	1	05/31/24 16:57	06/04/24 17:24	7782-49-2	
Thallium	ND	mg/L	0.0010	0.00038	1	05/31/24 16:57	06/04/24 17:24	7440-28-0	
7470 Mercury	Analytical Method: EPA 7470A Preparation Method: EPA 7470A Pace Analytical Services - Peachtree Corners, GA								
Mercury	ND	mg/L	0.00020	0.00013	1	06/10/24 17:00	06/11/24 09:48	7439-97-6	
2540C Total Dissolved Solids	Analytical Method: SM 2540C-2015 Pace Analytical Services - Peachtree Corners, GA								
Total Dissolved Solids	**500**	mg/L	25.0	25.0	1		06/03/24 12:10		
2320B Alkalinity	Analytical Method: SM 2320B-2011 Pace Analytical Services - Asheville								
Alkalinity,Bicarbonate (CaCO3)	**140**	mg/L	5.0	5.0	1		06/07/24 15:48		
Alkalinity,Carbonate (CaCO3)	ND	mg/L	5.0	5.0	1		06/07/24 15:48		
Alkalinity, Total as CaCO3	**140**	mg/L	5.0	5.0	1		06/07/24 15:48		
4500S2D Sulfide Water	Analytical Method: SM 4500-S2D-2011 Pace Analytical Services - Asheville								
Sulfide	ND	mg/L	0.10	0.022	1		06/02/24 02:06	18496-25-8	
300.0 IC Anions 28 Days	Analytical Method: EPA 300.0 Rev 2.1 1993 Pace Analytical Services - Asheville								
Chloride	**51.3**	mg/L	1.0	0.60	1		06/03/24 01:06	16887-00-6	

REPORT OF LABORATORY ANALYSIS

This report shall not be reproduced, except in full,
without the written consent of Pace Analytical Services, LLC.

Pace Analytical Services, LLC
9800 Kincey Ave. Suite 100
Huntersville, NC 28078
(704)875-9092

ANALYTICAL RESULTS

Project: Hammond AP-1
Pace Project No.: 92733822

Sample: HAM-AP1-FD-01 **Lab ID: 92733822008** Collected: 05/30/24 00:00 Received: 05/31/24 12:05 Matrix: Water

Parameters	Results	Units	Report Limit	MDL	DF	Prepared	Analyzed	CAS No.	Qual
300.0 IC Anions 28 Days	Analytical Method: EPA 300.0 Rev 2.1 1993 Pace Analytical Services - Asheville								
Fluoride	**0.32**	mg/L	0.10	0.050	1		06/03/24 01:06	16984-48-8	
Sulfate	**129**	mg/L	3.0	1.5	3		06/03/24 03:29	14808-79-8	

REPORT OF LABORATORY ANALYSIS

This report shall not be reproduced, except in full,
without the written consent of Pace Analytical Services, LLC.

Pace Analytical Services, LLC
9800 Kincey Ave. Suite 100
Huntersville, NC 28078
(704)875-9092

QUALITY CONTROL DATA

Project: Hammond AP-1
Pace Project No.: 92733822

QC Batch: 858318
QC Batch Method: EPA 3010A
Analysis Method: EPA 6010D
Analysis Description: 6010D ATL
Laboratory: Pace Analytical Services - Peachtree Corners, GA
Associated Lab Samples: 92733822001, 92733822002, 92733822003, 92733822004, 92733822005, 92733822006, 92733822007, 92733822008

METHOD BLANK: 4427514 Matrix: Water
Associated Lab Samples: 92733822001, 92733822002, 92733822003, 92733822004, 92733822005, 92733822006, 92733822007, 92733822008

Parameter	Units	Blank Result	Reporting Limit	MDL	Analyzed	Qualifiers
Calcium	mg/L	ND	1.0	0.12	06/03/24 19:29	
Iron	mg/L	ND	0.040	0.025	06/03/24 19:29	
Magnesium	mg/L	ND	0.050	0.012	06/03/24 19:29	
Manganese	mg/L	ND	0.040	0.011	06/03/24 19:29	
Potassium	mg/L	ND	0.50	0.15	06/03/24 19:29	
Sodium	mg/L	ND	1.0	0.58	06/03/24 19:29	

LABORATORY CONTROL SAMPLE: 4427515

Parameter	Units	Spike Conc.	LCS Result	LCS % Rec	% Rec Limits	Qualifiers
Calcium	mg/L	1	1.0	102	80-120	
Iron	mg/L	1	1.0	103	80-120	
Magnesium	mg/L	1	1.0	104	80-120	
Manganese	mg/L	1	1.0	102	80-120	
Potassium	mg/L	1	1.0	102	80-120	
Sodium	mg/L	1	1.1	110	80-120	

MATRIX SPIKE & MATRIX SPIKE DUPLICATE: 4427516 4427517

Parameter	Units	92733547001 Result	MS Spike Conc.	MSD Spike Conc.	MS Result	MSD Result	MS % Rec	MSD % Rec	% Rec Limits	RPD	Max RPD	Qual
Calcium	mg/L	37.2	1	1	38.6	39.0	141	186	75-125	1	20	M1
Iron	mg/L	0.21	1	1	1.2	1.2	100	100	75-125	0	20	
Magnesium	mg/L	8.5	1	1	9.5	9.6	101	112	75-125	1	20	
Manganese	mg/L	ND	1	1	0.99	1.0	97	98	75-125	1	20	
Potassium	mg/L	2580 ug/L	1	1	3.4	3.5	85	88	75-125	1	20	
Sodium	mg/L	67.1	1	1	68.5	69.1	139	197	75-125	1	20	M1

Results presented on this page are in the units indicated by the "Units" column except where an alternate unit is presented to the right of the result.

REPORT OF LABORATORY ANALYSIS

This report shall not be reproduced, except in full,
without the written consent of Pace Analytical Services, LLC.

Pace Analytical Services, LLC
9800 Kincey Ave. Suite 100
Huntersville, NC 28078
(704)875-9092

QUALITY CONTROL DATA

Project: Hammond AP-1
Pace Project No.: 92733822

QC Batch: 858301
QC Batch Method: EPA 3005A
Analysis Method: EPA 6020B
Analysis Description: 6020 MET
Laboratory: Pace Analytical Services - Peachtree Corners, GA
Associated Lab Samples: 92733822001, 92733822002, 92733822003, 92733822004, 92733822005, 92733822006, 92733822007, 92733822008

METHOD BLANK: 4427464 Matrix: Water
Associated Lab Samples: 92733822001, 92733822002, 92733822003, 92733822004, 92733822005, 92733822006, 92733822007, 92733822008

Parameter	Units	Blank Result	Reporting Limit	MDL	Analyzed	Qualifiers
Antimony	mg/L	0.0010J	0.0030	0.00054	06/04/24 15:49	
Arsenic	mg/L	ND	0.0050	0.00084	06/04/24 15:49	
Barium	mg/L	ND	0.0050	0.00047	06/04/24 15:49	
Beryllium	mg/L	ND	0.00050	0.000094	06/04/24 15:49	
Boron	mg/L	ND	0.040	0.012	06/04/24 15:49	
Cadmium	mg/L	ND	0.00050	0.00010	06/04/24 15:49	
Chromium	mg/L	ND	0.0050	0.0019	06/04/24 15:49	
Cobalt	mg/L	ND	0.0050	0.00032	06/04/24 15:49	
Lead	mg/L	ND	0.0010	0.00016	06/04/24 15:49	
Lithium	mg/L	ND	0.030	0.0016	06/04/24 15:49	
Molybdenum	mg/L	ND	0.010	0.00062	06/04/24 15:49	
Selenium	mg/L	ND	0.0050	0.00096	06/04/24 15:49	
Thallium	mg/L	ND	0.0010	0.00038	06/04/24 15:49	

LABORATORY CONTROL SAMPLE: 4427465

Parameter	Units	Spike Conc.	LCS Result	LCS % Rec	% Rec Limits	Qualifiers
Antimony	mg/L	0.1	0.11	111	80-120	
Arsenic	mg/L	0.1	0.11	106	80-120	
Barium	mg/L	0.1	0.11	105	80-120	
Beryllium	mg/L	0.1	0.10	103	80-120	
Boron	mg/L	1	0.98	98	80-120	
Cadmium	mg/L	0.1	0.10	101	80-120	
Chromium	mg/L	0.1	0.096	96	80-120	
Cobalt	mg/L	0.1	0.096	96	80-120	
Lead	mg/L	0.1	0.10	102	80-120	
Lithium	mg/L	0.1	0.10	104	80-120	
Molybdenum	mg/L	0.1	0.10	104	80-120	
Selenium	mg/L	0.1	0.11	107	80-120	
Thallium	mg/L	0.1	0.10	100	80-120	

MATRIX SPIKE & MATRIX SPIKE DUPLICATE: 4427466 4427467

Parameter	Units	92732634001 Result	MS Spike Conc.	MSD Spike Conc.	MS Result	MSD Result	MS % Rec	MSD % Rec	% Rec Limits	RPD	Max RPD	Qual
Antimony	mg/L	ND	0.1	0.1	0.10	0.11	104	108	75-125	4	20	

Results presented on this page are in the units indicated by the "Units" column except where an alternate unit is presented to the right of the result.

REPORT OF LABORATORY ANALYSIS

This report shall not be reproduced, except in full,
without the written consent of Pace Analytical Services, LLC.

Pace Analytical Services, LLC
9800 Kincey Ave. Suite 100
Huntersville, NC 28078
(704)875-9092

QUALITY CONTROL DATA

Project: Hammond AP-1
Pace Project No.: 92733822

MATRIX SPIKE & MATRIX SPIKE DUPLICATE: 4427466 4427467

Parameter	Units	92732634001 Result	MS Spike Conc.	MSD Spike Conc.	MS Result	MSD Result	MS % Rec	MSD % Rec	% Rec Limits	RPD	Max RPD	Qual
Arsenic	mg/L	6.5 ug/L	0.1	0.1	0.12	0.13	118	120	75-125	1	20	
Barium	mg/L	73.4 ug/L	0.1	0.1	0.19	0.20	120	123	75-125	2	20	
Beryllium	mg/L	ND	0.1	0.1	0.080	0.081	80	81	75-125	1	20	
Boron	mg/L	16.1	1	1	17.8	17.4	179	137	75-125	2	20	M1
Cadmium	mg/L	0.16J ug/L	0.1	0.1	0.097	0.098	97	97	75-125	1	20	
Chromium	mg/L	ND	0.1	0.1	0.10	0.10	103	100	75-125	3	20	
Cobalt	mg/L	0.011	0.1	0.1	0.11	0.11	103	99	75-125	3	20	
Lead	mg/L	ND	0.1	0.1	0.080	0.083	80	83	75-125	4	20	
Lithium	mg/L	16.2J ug/L	0.1	0.1	0.10	0.11	88	89	75-125	1	20	
Molybdenum	mg/L	41.5 ug/L	0.1	0.1	0.15	0.15	104	109	75-125	4	20	
Selenium	mg/L	2.9J ug/L	0.1	0.1	0.12	0.12	115	120	75-125	5	20	
Thallium	mg/L	0.75J ug/L	0.1	0.1	0.086	0.090	85	89	75-125	5	20	

Results presented on this page are in the units indicated by the "Units" column except where an alternate unit is presented to the right of the result.

REPORT OF LABORATORY ANALYSIS

This report shall not be reproduced, except in full,
without the written consent of Pace Analytical Services, LLC.

Pace Analytical Services, LLC
9800 Kincey Ave. Suite 100
Huntersville, NC 28078
(704)875-9092

QUALITY CONTROL DATA

Project: Hammond AP-1
Pace Project No.: 92733822

QC Batch: 860215 | Analysis Method: EPA 7470A
QC Batch Method: EPA 7470A | Analysis Description: 7470 Mercury
Laboratory: Pace Analytical Services - Peachtree Corners, GA
Associated Lab Samples: 92733822001, 92733822002, 92733822003, 92733822004, 92733822005, 92733822006, 92733822007, 92733822008

METHOD BLANK: 4436712 Matrix: Water
Associated Lab Samples: 92733822001, 92733822002, 92733822003, 92733822004, 92733822005, 92733822006, 92733822007, 92733822008

Parameter	Units	Blank Result	Reporting Limit	MDL	Analyzed	Qualifiers
Mercury	mg/L	ND	0.00020	0.00013	06/11/24 09:02	

LABORATORY CONTROL SAMPLE: 4436713

Parameter	Units	Spike Conc.	LCS Result	LCS % Rec	% Rec Limits	Qualifiers
Mercury	mg/L	0.0025	0.0026	106	80-120	

MATRIX SPIKE & MATRIX SPIKE DUPLICATE: 4436714 4436715

Parameter	Units	92733822001 Result	MS Spike Conc.	MSD Spike Conc.	MS Result	MSD Result	MS % Rec	MSD % Rec	% Rec Limits	RPD	Max RPD	Qual
Mercury	mg/L	ND	0.0025	0.0025	0.0027	0.0026	106	105	75-125	1	20	

Results presented on this page are in the units indicated by the "Units" column except where an alternate unit is presented to the right of the result.

REPORT OF LABORATORY ANALYSIS

This report shall not be reproduced, except in full,
without the written consent of Pace Analytical Services, LLC.

Pace Analytical Services, LLC
9800 Kincey Ave. Suite 100
Huntersville, NC 28078
(704)875-9092

QUALITY CONTROL DATA

Project: Hammond AP-1
Pace Project No.: 92733822

QC Batch: 858596 | Analysis Method: SM 2540C-2015
QC Batch Method: SM 2540C-2015 | Analysis Description: 2540C Total Dissolved Solids
Laboratory: Pace Analytical Services - Peachtree Corners, GA
Associated Lab Samples: 92733822001, 92733822002, 92733822003, 92733822004, 92733822005, 92733822006, 92733822007, 92733822008

METHOD BLANK: 4428622 Matrix: Water
Associated Lab Samples: 92733822001, 92733822002, 92733822003, 92733822004, 92733822005, 92733822006, 92733822007, 92733822008

Parameter	Units	Blank Result	Reporting Limit	MDL	Analyzed	Qualifiers
Total Dissolved Solids	mg/L	ND	25.0	25.0	06/03/24 12:07	

LABORATORY CONTROL SAMPLE: 4428623

Parameter	Units	Spike Conc.	LCS Result	LCS % Rec	% Rec Limits	Qualifiers
Total Dissolved Solids	mg/L	400	394	98	80-120	

SAMPLE DUPLICATE: 4428624

Parameter	Units	92733822001 Result	Dup Result	RPD	Max RPD	Qualifiers
Total Dissolved Solids	mg/L	610	630	3	10	

Results presented on this page are in the units indicated by the "Units" column except where an alternate unit is presented to the right of the result.

REPORT OF LABORATORY ANALYSIS

This report shall not be reproduced, except in full,
without the written consent of Pace Analytical Services, LLC.

Pace Analytical Services, LLC
9800 Kincey Ave. Suite 100
Huntersville, NC 28078
(704)875-9092

QUALITY CONTROL DATA

Project: Hammond AP-1
Pace Project No.: 92733822

QC Batch: 859203
QC Batch Method: SM 2320B-2011
Analysis Method: SM 2320B-2011
Analysis Description: 2320B Alkalinity
Laboratory: Pace Analytical Services - Asheville
Associated Lab Samples: 92733822001, 92733822004

METHOD BLANK: 4431658 Matrix: Water
Associated Lab Samples: 92733822001, 92733822004

Parameter	Units	Blank Result	Reporting Limit	MDL	Analyzed	Qualifiers
Alkalinity, Total as CaCO3	mg/L	ND	5.0	5.0	06/05/24 14:59	
Alkalinity,Bicarbonate (CaCO3)	mg/L	ND	5.0	5.0	06/05/24 14:59	
Alkalinity,Carbonate (CaCO3)	mg/L	ND	5.0	5.0	06/05/24 14:59	

LABORATORY CONTROL SAMPLE: 4431659

Parameter	Units	Spike Conc.	LCS Result	LCS % Rec	% Rec Limits	Qualifiers
Alkalinity, Total as CaCO3	mg/L	50	50.6	101	80-120	

LABORATORY CONTROL SAMPLE: 4431660

Parameter	Units	Spike Conc.	LCS Result	LCS % Rec	% Rec Limits	Qualifiers
Alkalinity, Total as CaCO3	mg/L	50	52.5	105	80-120	

MATRIX SPIKE & MATRIX SPIKE DUPLICATE: 4431661 4431662

Parameter	Units	92733822001 Result	MS Spike Conc.	MSD Spike Conc.	MS Result	MSD Result	MS % Rec	MSD % Rec	% Rec Limits	RPD	Max RPD	Qual
Alkalinity, Total as CaCO3	mg/L	176	50	50	221	222	90	90	80-120	0	25	

MATRIX SPIKE & MATRIX SPIKE DUPLICATE: 4431663 4431664

Parameter	Units	92733822004 Result	MS Spike Conc.	MSD Spike Conc.	MS Result	MSD Result	MS % Rec	MSD % Rec	% Rec Limits	RPD	Max RPD	Qual
Alkalinity, Total as CaCO3	mg/L	143	50	50	190	190	94	93	80-120	0	25	

Results presented on this page are in the units indicated by the "Units" column except where an alternate unit is presented to the right of the result.

REPORT OF LABORATORY ANALYSIS

This report shall not be reproduced, except in full,
without the written consent of Pace Analytical Services, LLC.

Pace Analytical Services, LLC
9800 Kincey Ave. Suite 100
Huntersville, NC 28078
(704)875-9092

QUALITY CONTROL DATA

Project: Hammond AP-1
Pace Project No.: 92733822

QC Batch: 859504
QC Batch Method: SM 2320B-2011
Analysis Method: SM 2320B-2011
Analysis Description: 2320B Alkalinity
Laboratory: Pace Analytical Services - Asheville
Associated Lab Samples: 92733822002, 92733822003, 92733822005, 92733822006, 92733822007, 92733822008

METHOD BLANK: 4433372 Matrix: Water
Associated Lab Samples: 92733822002, 92733822003, 92733822005, 92733822006, 92733822007, 92733822008

Parameter	Units	Blank Result	Reporting Limit	MDL	Analyzed	Qualifiers
Alkalinity, Total as CaCO3	mg/L	ND	5.0	5.0	06/07/24 13:37	
Alkalinity,Bicarbonate (CaCO3)	mg/L	ND	5.0	5.0	06/07/24 13:37	
Alkalinity,Carbonate (CaCO3)	mg/L	ND	5.0	5.0	06/07/24 13:37	

LABORATORY CONTROL SAMPLE: 4433373

Parameter	Units	Spike Conc.	LCS Result	LCS % Rec	% Rec Limits	Qualifiers
Alkalinity, Total as CaCO3	mg/L	50	49.9	100	80-120	

LABORATORY CONTROL SAMPLE: 4433374

Parameter	Units	Spike Conc.	LCS Result	LCS % Rec	% Rec Limits	Qualifiers
Alkalinity, Total as CaCO3	mg/L	50	49.7	99	80-120	

MATRIX SPIKE & MATRIX SPIKE DUPLICATE: 4433375 4433376

Parameter	Units	92733822005 Result	MS Spike Conc.	MSD Spike Conc.	MS Result	MSD Result	MS % Rec	MSD % Rec	% Rec Limits	RPD	Max RPD	Qual
Alkalinity, Total as CaCO3	mg/L	136	50	50	184	183	97	96	80-120	0	25	

MATRIX SPIKE & MATRIX SPIKE DUPLICATE: 4433377 4433378

Parameter	Units	92734198001 Result	MS Spike Conc.	MSD Spike Conc.	MS Result	MSD Result	MS % Rec	MSD % Rec	% Rec Limits	RPD	Max RPD	Qual
Alkalinity, Total as CaCO3	mg/L	67.0	50	50	114	115	95	96	80-120	0	25	

Results presented on this page are in the units indicated by the "Units" column except where an alternate unit is presented to the right of the result.

REPORT OF LABORATORY ANALYSIS

This report shall not be reproduced, except in full,
without the written consent of Pace Analytical Services, LLC.

Pace Analytical Services, LLC
9800 Kincey Ave. Suite 100
Huntersville, NC 28078
(704)875-9092

QUALITY CONTROL DATA

Project: Hammond AP-1
Pace Project No.: 92733822

QC Batch: 858390
QC Batch Method: SM 4500-S2D-2011
Analysis Method: SM 4500-S2D-2011
Analysis Description: 4500S2D Sulfide Water
Laboratory: Pace Analytical Services - Asheville
Associated Lab Samples: 92733822001, 92733822002, 92733822003, 92733822004, 92733822005, 92733822006, 92733822007, 92733822008

METHOD BLANK: 4428023 Matrix: Water
Associated Lab Samples: 92733822001, 92733822002, 92733822003, 92733822004, 92733822005, 92733822006, 92733822007, 92733822008

Parameter	Units	Blank Result	Reporting Limit	MDL	Analyzed	Qualifiers
Sulfide	mg/L	ND	0.10	0.022	06/02/24 01:56	

LABORATORY CONTROL SAMPLE: 4428024

Parameter	Units	Spike Conc.	LCS Result	LCS % Rec	% Rec Limits	Qualifiers
Sulfide	mg/L	0.5	0.52	105	80-120	

MATRIX SPIKE & MATRIX SPIKE DUPLICATE: 4428025 4428026

Parameter	Units	92733542001 Result	MS Spike Conc.	MSD Spike Conc.	MS Result	MSD Result	MS % Rec	MSD % Rec	% Rec Limits	RPD	Max RPD	Qual
Sulfide	mg/L	ND	0.5	0.5	0.53	0.54	104	107	80-120	3	10	

MATRIX SPIKE & MATRIX SPIKE DUPLICATE: 4428027 4428028

Parameter	Units	92733542003 Result	MS Spike Conc.	MSD Spike Conc.	MS Result	MSD Result	MS % Rec	MSD % Rec	% Rec Limits	RPD	Max RPD	Qual
Sulfide	mg/L	ND	0.5	0.5	0.52	0.56	102	110	80-120	8	10	

Results presented on this page are in the units indicated by the "Units" column except where an alternate unit is presented to the right of the result.

REPORT OF LABORATORY ANALYSIS

This report shall not be reproduced, except in full,
without the written consent of Pace Analytical Services, LLC.

Pace Analytical Services, LLC
9800 Kincey Ave. Suite 100
Huntersville, NC 28078
(704)875-9092

QUALITY CONTROL DATA

Project: Hammond AP-1
Pace Project No.: 92733822

QC Batch: 858418
QC Batch Method: EPA 300.0 Rev 2.1 1993
Analysis Method: EPA 300.0 Rev 2.1 1993
Analysis Description: 300.0 IC Anions
Laboratory: Pace Analytical Services - Asheville
Associated Lab Samples: 92733822001, 92733822002, 92733822003, 92733822004

METHOD BLANK: 4428096 Matrix: Water
Associated Lab Samples: 92733822001, 92733822002, 92733822003, 92733822004

Parameter	Units	Blank Result	Reporting Limit	MDL	Analyzed	Qualifiers
Chloride	mg/L	ND	1.0	0.60	06/01/24 16:46	
Fluoride	mg/L	ND	0.10	0.050	06/01/24 16:46	
Sulfate	mg/L	ND	1.0	0.50	06/01/24 16:46	

LABORATORY CONTROL SAMPLE: 4428097

Parameter	Units	Spike Conc.	LCS Result	LCS % Rec	% Rec Limits	Qualifiers
Chloride	mg/L	50	51.1	102	90-110	
Fluoride	mg/L	2.5	2.6	104	90-110	
Sulfate	mg/L	50	51.1	102	90-110	

MATRIX SPIKE & MATRIX SPIKE DUPLICATE: 4428098 4428099

Parameter	Units	92733871001 Result	MS Spike Conc.	MSD Spike Conc.	MS Result	MSD Result	MS % Rec	MSD % Rec	% Rec Limits	RPD	Max RPD	Qual
Chloride	mg/L	11.7	50	50	66.7	63.3	110	103	90-110	5	10	
Fluoride	mg/L	0.33	2.5	2.5	3.2	2.9	113	104	90-110	7	10	M1
Sulfate	mg/L	3.5	50	50	58.5	55.1	110	103	90-110	6	10	

MATRIX SPIKE & MATRIX SPIKE DUPLICATE: 4428102 4428103

Parameter	Units	92733765025 Result	MS Spike Conc.	MSD Spike Conc.	MS Result	MSD Result	MS % Rec	MSD % Rec	% Rec Limits	RPD	Max RPD	Qual
Chloride	mg/L	3.2	50	50	56.9	57.5	107	109	90-110	1	10	
Fluoride	mg/L	0.30	2.5	2.5	3.1	3.1	110	111	90-110	1	10	M1
Sulfate	mg/L	43.6	50	50	96.9	97.5	107	108	90-110	1	10	

Results presented on this page are in the units indicated by the "Units" column except where an alternate unit is presented to the right of the result.

REPORT OF LABORATORY ANALYSIS

This report shall not be reproduced, except in full,
without the written consent of Pace Analytical Services, LLC.

Pace Analytical Services, LLC
9800 Kincey Ave. Suite 100
Huntersville, NC 28078
(704)875-9092

QUALITY CONTROL DATA

Project: Hammond AP-1
Pace Project No.: 92733822

QC Batch: 858511
QC Batch Method: EPA 300.0 Rev 2.1 1993
Analysis Method: EPA 300.0 Rev 2.1 1993
Analysis Description: 300.0 IC Anions
Laboratory: Pace Analytical Services - Asheville
Associated Lab Samples: 92733822005, 92733822006, 92733822007, 92733822008

METHOD BLANK: 4428289 Matrix: Water
Associated Lab Samples: 92733822005, 92733822006, 92733822007, 92733822008

Parameter	Units	Blank Result	Reporting Limit	MDL	Analyzed	Qualifiers
Chloride	mg/L	ND	1.0	0.60	06/02/24 21:31	
Fluoride	mg/L	ND	0.10	0.050	06/02/24 21:31	
Sulfate	mg/L	ND	1.0	0.50	06/02/24 21:31	

LABORATORY CONTROL SAMPLE: 4428290

Parameter	Units	Spike Conc.	LCS Result	LCS % Rec	% Rec Limits	Qualifiers
Chloride	mg/L	50	51.0	102	90-110	
Fluoride	mg/L	2.5	2.7	107	90-110	
Sulfate	mg/L	50	51.1	102	90-110	

MATRIX SPIKE & MATRIX SPIKE DUPLICATE: 4428291 4428292

Parameter	Units	92733788001 Result	MS Spike Conc.	MSD Spike Conc.	MS Result	MSD Result	MS % Rec	MSD % Rec	% Rec Limits	RPD	Max RPD	Qual
Chloride	mg/L	70.2	50	50	108	109	75	78	90-110	1	10	M1
Fluoride	mg/L	ND	2.5	2.5	2.6	2.8	105	110	90-110	5	10	
Sulfate	mg/L	22.8	50	50	73.4	75.8	101	106	90-110	3	10	

MATRIX SPIKE & MATRIX SPIKE DUPLICATE: 4428293 4428294

Parameter	Units	92733822007 Result	MS Spike Conc.	MSD Spike Conc.	MS Result	MSD Result	MS % Rec	MSD % Rec	% Rec Limits	RPD	Max RPD	Qual
Chloride	mg/L	ND	50	50	49.3	53.2	99	106	90-110	7	10	
Fluoride	mg/L	ND	2.5	2.5	2.6	2.8	105	112	90-110	6	10	M1
Sulfate	mg/L	ND	50	50	49.3	53.1	99	106	90-110	7	10	

Results presented on this page are in the units indicated by the "Units" column except where an alternate unit is presented to the right of the result.

REPORT OF LABORATORY ANALYSIS

This report shall not be reproduced, except in full,
without the written consent of Pace Analytical Services, LLC.

Pace Analytical Services, LLC
9800 Kincey Ave. Suite 100
Huntersville, NC 28078
(704)875-9092

QUALIFIERS

Project: Hammond AP-1
Pace Project No.: 92733822

DEFINITIONS

DF - Dilution Factor, if reported, represents the factor applied to the reported data due to dilution of the sample aliquot.

ND - Not Detected at or above adjusted reporting limit.

TNTC - Too Numerous To Count

J - Estimated concentration above the adjusted method detection limit and below the adjusted reporting limit.

MDL - Adjusted Method Detection Limit.

PQL - Practical Quantitation Limit.

RL - Reporting Limit - The lowest concentration value that meets project requirements for quantitative data with known precision and bias for a specific analyte in a specific matrix.

S - Surrogate

1,2-Diphenylhydrazine decomposes to and cannot be separated from Azobenzene using Method 8270. The result for each analyte is a combined concentration.

Consistent with EPA guidelines, unrounded data are displayed and have been used to calculate % recovery and RPD values.

LCS(D) - Laboratory Control Sample (Duplicate)

MS(D) - Matrix Spike (Duplicate)

DUP - Sample Duplicate

RPD - Relative Percent Difference

NC - Not Calculable.

SG - Silica Gel - Clean-Up

U - Indicates the compound was analyzed for, but not detected.

Acid preservation may not be appropriate for 2 Chloroethylvinyl ether.

A separate vial preserved to a pH of 4-5 is recommended in SW846 Chapter 4 for the analysis of Acrolein and Acrylonitrile by EPA Method 8260.

N-Nitrosodiphenylamine decomposes and cannot be separated from Diphenylamine using Method 8270. The result reported for each analyte is a combined concentration.

Reported results are not rounded until the final step prior to reporting. Therefore, calculated parameters that are typically reported as "Total" may vary slightly from the sum of the reported component parameters.

Pace Analytical is TNI accredited. Contact your Pace PM for the current list of accredited analytes.

TNI - The NELAC Institute.

ANALYTE QUALIFIERS

M1 Matrix spike recovery exceeded QC limits. Batch accepted based on laboratory control sample (LCS) recovery.

This report shall not be reproduced, except in full,
without the written consent of Pace Analytical Services, LLC.

Pace Analytical Services, LLC
9800 Kincey Ave. Suite 100
Huntersville, NC 28078
(704)875-9092

QUALITY CONTROL DATA CROSS REFERENCE TABLE

Project: Hammond AP-1
Pace Project No.: 92733822

Lab ID	Sample ID	QC Batch Method	QC Batch	Analytical Method	Analytical Batch
92733822001	**HAM-AS-01**	EPA 3010A	858318	EPA 6010D	858334
92733822002	**HAM-PT-09**	EPA 3010A	858318	EPA 6010D	858334
92733822003	**HAM-PT-10**	EPA 3010A	858318	EPA 6010D	858334
92733822004	**HAM-PT-11**	EPA 3010A	858318	EPA 6010D	858334
92733822005	**HAM-PT-12**	EPA 3010A	858318	EPA 6010D	858334
92733822006	**HAM-AP1-EB-01**	EPA 3010A	858318	EPA 6010D	858334
92733822007	**HAM-AP1-FB-01**	EPA 3010A	858318	EPA 6010D	858334
92733822008	**HAM-AP1-FD-01**	EPA 3010A	858318	EPA 6010D	858334
92733822001	**HAM-AS-01**	EPA 3005A	858301	EPA 6020B	858345
92733822002	**HAM-PT-09**	EPA 3005A	858301	EPA 6020B	858345
92733822003	**HAM-PT-10**	EPA 3005A	858301	EPA 6020B	858345
92733822004	**HAM-PT-11**	EPA 3005A	858301	EPA 6020B	858345
92733822005	**HAM-PT-12**	EPA 3005A	858301	EPA 6020B	858345
92733822006	**HAM-AP1-EB-01**	EPA 3005A	858301	EPA 6020B	858345
92733822007	**HAM-AP1-FB-01**	EPA 3005A	858301	EPA 6020B	858345
92733822008	**HAM-AP1-FD-01**	EPA 3005A	858301	EPA 6020B	858345
92733822001	**HAM-AS-01**	EPA 7470A	860215	EPA 7470A	860356
92733822002	**HAM-PT-09**	EPA 7470A	860215	EPA 7470A	860356
92733822003	**HAM-PT-10**	EPA 7470A	860215	EPA 7470A	860356
92733822004	**HAM-PT-11**	EPA 7470A	860215	EPA 7470A	860356
92733822005	**HAM-PT-12**	EPA 7470A	860215	EPA 7470A	860356
92733822006	**HAM-AP1-EB-01**	EPA 7470A	860215	EPA 7470A	860356
92733822007	**HAM-AP1-FB-01**	EPA 7470A	860215	EPA 7470A	860356
92733822008	**HAM-AP1-FD-01**	EPA 7470A	860215	EPA 7470A	860356
92733822001	**HAM-AS-01**	SM 2540C-2015	858596		
92733822002	**HAM-PT-09**	SM 2540C-2015	858596		
92733822003	**HAM-PT-10**	SM 2540C-2015	858596		
92733822004	**HAM-PT-11**	SM 2540C-2015	858596		
92733822005	**HAM-PT-12**	SM 2540C-2015	858596		
92733822006	**HAM-AP1-EB-01**	SM 2540C-2015	858596		
92733822007	**HAM-AP1-FB-01**	SM 2540C-2015	858596		
92733822008	**HAM-AP1-FD-01**	SM 2540C-2015	858596		
92733822001	**HAM-AS-01**	SM 2320B-2011	859203		
92733822002	**HAM-PT-09**	SM 2320B-2011	859504		
92733822003	**HAM-PT-10**	SM 2320B-2011	859504		
92733822004	**HAM-PT-11**	SM 2320B-2011	859203		
92733822005	**HAM-PT-12**	SM 2320B-2011	859504		
92733822006	**HAM-AP1-EB-01**	SM 2320B-2011	859504		
92733822007	**HAM-AP1-FB-01**	SM 2320B-2011	859504		
92733822008	**HAM-AP1-FD-01**	SM 2320B-2011	859504		
92733822001	**HAM-AS-01**	SM 4500-S2D-2011	858390		
92733822002	**HAM-PT-09**	SM 4500-S2D-2011	858390		
92733822003	**HAM-PT-10**	SM 4500-S2D-2011	858390		
92733822004	**HAM-PT-11**	SM 4500-S2D-2011	858390		
92733822005	**HAM-PT-12**	SM 4500-S2D-2011	858390		

REPORT OF LABORATORY ANALYSIS

This report shall not be reproduced, except in full,
without the written consent of Pace Analytical Services, LLC.

Pace Analytical Services, LLC
9800 Kincey Ave. Suite 100
Huntersville, NC 28078
(704)875-9092

QUALITY CONTROL DATA CROSS REFERENCE TABLE

Project: Hammond AP-1
Pace Project No.: 92733822

Lab ID	Sample ID	QC Batch Method	QC Batch	Analytical Method	Analytical Batch
92733822006	**HAM-AP1-EB-01**	SM 4500-S2D-2011	858390		
92733822007	**HAM-AP1-FB-01**	SM 4500-S2D-2011	858390		
92733822008	**HAM-AP1-FD-01**	SM 4500-S2D-2011	858390		
92733822001	**HAM-AS-01**	EPA 300.0 Rev 2.1 1993	858418		
92733822002	**HAM-PT-09**	EPA 300.0 Rev 2.1 1993	858418		
92733822003	**HAM-PT-10**	EPA 300.0 Rev 2.1 1993	858418		
92733822004	**HAM-PT-11**	EPA 300.0 Rev 2.1 1993	858418		
92733822005	**HAM-PT-12**	EPA 300.0 Rev 2.1 1993	858511		
92733822006	**HAM-AP1-EB-01**	EPA 300.0 Rev 2.1 1993	858511		
92733822007	**HAM-AP1-FB-01**	EPA 300.0 Rev 2.1 1993	858511		
92733822008	**HAM-AP1-FD-01**	EPA 300.0 Rev 2.1 1993	858511		

This report shall not be reproduced, except in full,
without the written consent of Pace Analytical Services, LLC.

DC#_Title: ENV-FRM-HUN1-0083 v03_Sample Condition Upon Receipt

Effective Date: 12/01/2023

Laboratory receiving samples:
Asheville ☐ Eden ☐ Greenwood ☐ Huntersville ☐ Raleigh ☐ Mechanicsville ☐ Atlanta ☑ Kernersville ☐

Sample Condition Upon Receipt

Client Name: Georgia Power

Project #:

WO# : 92733822

92733822

Courier: ☐ Fed Ex ☐ UPS ☐ USPS ☐ Client ☐ Commercial ☑ Pace ☐ Other:____

Custody Seal Present? ☑ Yes ☐ No Seals Intact? ☑ Yes ☐ No ☐ N/A

Date/Initials Person Examining Contents: 5/31/24 DW

Packing Material: ☑ Bubble Wrap ☐ Bubble Bags ☐ None ☐ Other

Biological Tissue Frozen? ☐ Yes ☐ No ☑ N/A

Thermometer: ☐ IR Gun ID: 230

Type of Ice: ☑ Wet ☐ Blue ☐ None

Cooler Temp: 2.6 Correction Factor: Add/Subtract (°C) 0

Temp should be above freezing to 6°C
☐ Samples out of temp criteria. Samples on ice, cooling process has begun

Cooler Temp Corrected (°C): 2.6

USDA Regulated Soil (☐ N/A, water sample)
Did samples originate in a quarantine zone within the United States: CA, NY, or SC (check maps)? ☐ Yes ☐ No

Did samples originate from a foreign source (internationally, including Hawaii and Puerto Rico)? ☐ Yes ☐ No

				Comments/Discrepancy:
Chain of Custody Present?	☑ Yes	☐ No	☐ N/A	1.
Samples Arrived within Hold Time?	☑ Yes	☐ No	☐ N/A	2.
Short Hold Time Analysis (<72 hr.)?	☐ Yes	☑ No	☐ N/A	3.
Rush Turn Around Time Requested?	☑ Yes	☐ No	☐ N/A	4. 5 DAY TAT
Sufficient Volume?	☑ Yes	☐ No	☐ N/A	5.
Correct Containers Used?	☑ Yes	☐ No	☐ N/A	6.
-Pace Containers Used?	☑ Yes	☐ No	☐ N/A	
Containers Intact?	☑ Yes	☐ No	☐ N/A	7.
Dissolved analysis: Samples Field Filtered?	☐ Yes	☑ No	☐ N/A	8.
Sample Labels Match COC?	☑ Yes	☐ No	☐ N/A	9.
-Includes Date/Time/ID/Analysis Matrix: WG, WA				
Headspace in VOA Vials (>5-6mm)?	☐ Yes	☐ No	☑ N/A	10.
Trip Blank Present?	☐ Yes	☐ No	☑ N/A	11.
Trip Blank Custody Seals Present?	☐ Yes	☐ No	☑ N/A	

COMMENTS/SAMPLE DISCREPANCY

Field Data Required? ☐ Yes ☐ No

Lot ID of split containers:

CLIENT NOTIFICATION/RESOLUTION

Person contacted: Date/Time:

Project Manager SCURF Review: Date:

Project Manager SRF Review: Date:

WO#: 92733822

PM: BV Due Date: 06/14/24

CLIENT: 92- GP-HAM

Project #

*Check mark top half of box if pH and/or dechlorination is verified and within the acceptance range for preservation samples.

Exceptions: VOA, Coliform, TOC, Oil and Grease, DRO/8015 (water) DOC, LLHg

**Bottom half of box is to list number of bottles

***Check all unpreserved Nitrates for chlorine

Item#	BP4U-125 mL Plastic Unpreserved (N/A) (Cl-)	BP3U-250 mL Plastic Unpreserved (N/A)	BP2U-500 mL Plastic Unpreserved (N/A)	BP1U-1 liter Plastic Unpreserved (N/A)	BP4S-125 mL Plastic H2SO4 (pH < 2) (Cl-)	BP3N-250 mL plastic HNO3 (pH < 2)	BP4Z-125 mL Plastic ZN Acetate & NaOH (>9)	BP4B-125 mL Plastic NaOH (pH > 12) (Cl-)	WGFU-Wide-mouthed Glass jar Unpreserved	AG1U-1 liter Amber Unpreserved (N/A) (Cl-)	AG1H-1 liter Amber HCl (pH < 2)	AG3U-250 mL Amber Unpreserved (N/A) (Cl-)	AG1S-1 liter Amber H2SO4 (pH < 2)	AG3S-250 mL Amber H2SO4 (pH < 2)	DG94-40 mL Amber NH4Cl (N/A)(Cl-)	DG9H-40 mL VOA HCl (N/A)	VG9T-40 mL VOA Na2S2O3 (N/A)	VG9U-40 mL VOA Unpreserved (N/A)	DG9V-40 mL VOA H3PO4 (N/A)	KP7U-50 mL Plastic Unpreserved (N/A)	V/GK (3 vials per kit)-VPH/Gas kit (N/A)	SP5T-125 mL Sterile Plastic (N/A – lab)	SP2T-250 mL Sterile Plastic (N/A – lab)		BP3R-250 mL Plastic (NH2)2SO4 (9.3-9.7)	AG0U-100 mL Amber Unpreserved (N/A) (Cl-)	VSGU-20 mL Scintillation vials (N/A)	DG9U-40 mL Amber Unpreserved vials (N/A)
1		2	1			1	1																						
2		2	1			1	1																						
3		2	1			1	1																						
4		2	1			1	1																						
5		2	1			1	1																						
6		2	1			1	1																						
7		2	1			1	1																						
8		2	1			1	1																						
9																													
10																													
11																													
12																													

pH Adjustment Log for Preserved Samples

Sample ID	Type of Preservative	pH upon receipt	Date preservation adjusted	Time preservation adjusted	Amount of Preservative added	Lot #

Note: Whenever there is a discrepancy affecting North Carolina compliance samples, a copy of this form will be sent to the North Carolina DENR Certification Office (i.e. Out of hold, incorrect preservative, out of temp, incorrect containers.

Pace Analytical
www.pacelabs.com

CHAIN-OF-CUSTODY / Analytical Request Document

The Chain-of-Custody is a LEGAL DOCUMENT. All relevant fields must be completed accurately.

Page: 1 of 1

Section A Required Client Information		Section B Required Project Information		Section C Invoice Information	
Company:	GA Power	Report To:	SCS Contacts	Attention:	Southern Co.
Address:	Atlanta, GA	Copy To:	Geosyntec Contacts	Company Name:	
				Address:	
Email To:	SCS Contacts	Purchase Order No.:	GPC82474-0001	Pace Quote Reference:	
Phone:	Fax:	Project Name:	Hammond AP-1	Pace Project Manager:	Bonnie Vang
Requested Due Date/TAT:	5 day	Project Number:		Pace Profile #:	10839

REGULATORY AGENCY

☐ NPDES ☐ GROUND WATER ☐ DRINKING WATER
☐ UST ☐ RCRA ☑ OTHER CCR

Site Location STATE: GA

Section D Required Client Information

SAMPLE ID
(A-Z, 0-9 / ,-)
Sample IDs MUST BE UNIQUE

Valid Matrix Codes

MATRIX	CODE
DRINKING WATER	DW WT
WATER	WW
WASTE WATER	P
PRODUCT	SL
SOIL/SOLID	OL
OIL	WP
WIPE	AR
AIR	OT
OTHER	TS
TISSUE	

ITEM #	SAMPLE ID	MATRIX CODE (see valid codes to left)	SAMPLE TYPE (G=GRAB C=COMP)	COLLECTED COMPOSITE START DATE	COLLECTED COMPOSITE START TIME	COLLECTED COMPOSITE END DATE	COLLECTED COMPOSITE END TIME	SAMPLE TEMP AT COLLECTION	# OF CONTAINERS	Preservatives: Unpreserved	H_2SO_4	HNO_3	HCl	NaOH	$Na_2S_2O_3$	Methanol	Other	Analysis Test Y/N	Chloride, Fluoride, Sulfate	Full App. III and IV metals	Major Ions (Profile 10839-2)	TDS	Residual Chlorine (Y/N)	Pace Project No./ Lab I.D.
																		Requested Analysis Filtered (Y/N)	N	N	N	N		92733822
1	HAM-INW-03	WG	G	5/29/2024	1414			20	5	3		1					1		X	X	X	X	N	001
2	HAM-PT-09	WG	G	5/30/2024	1152			20	5	3		1					1		X	X	X	X	N	002
3	HAM-PT-10	WG	G	5/30/2024	1440			20	5	3		1					1		X	X	X	X	N	003
4	HAM-PT-11	WG	G	5/29/2024	1643			19	5	3		1					1		X	X	X	X	N	004
5	HAM-PT-12	WG	G	5/29/2024	1208			19	5	3		1					1		X	X	X	X	N	005
6	HAM-AP1-EB-01	WQ	G	5/30/2024	1659			20	5	3		1					1		X	X	X	X	N	006
7	HAM-AP1-FB-01	WQ	G	5/30/2024	1652			20	5	3		1					1		X	X	X	X	N	007
8	HAM-AP1-FD-01	WG	G	5/30/2024	0000			20	5	3		1					1		X	X	X	X	N	
9																								
10																								
11																								
12																								

ADDITIONAL COMMENTS	RELINQUISHED BY / AFFILIATION	DATE	TIME	ACCEPTED BY / AFFILIATION	DATE	TIME	SAMPLE CONDITIONS
Task Code: HAM-CCR-CA-20240529	Zain Webb / Geosyntec	5-30-2024	1900	Anthony Grant / Geosyntec	5-30-2024	1900	
	Anthony Grant / Geosyntec	5-31-2024	1205	Ryan Williams / Pace	5/31/2024	1205	
	Ryan Williams / Pace	5/31/2024	1252		5/31/24	1252	

SAMPLER NAME AND SIGNATURE

PRINT Name of SAMPLER: Zain Webb / Geosyntec Consultants, Inc.

SIGNATURE of SAMPLER: Zain Webb DATE Signed (MM/DD/YY): 5/30/2024

Temp in °C	Received on Ice (Y/N)	Custody Sealed Cooler (Y/N)	Samples Intact (Y/N)

*Important Note: By signing this form you are accepting Pace's NET 30 day payment terms and agreeing to late charges of 1.5% per month for any invoices not paid within 30 days.

F-ALL-Q-020rev.07, 15-Feb-2007

FIELD SAMPLING REPORTS

Low-Flow Test Report:

Test Date / Time: 5/2/2024 1:35:02 PM
Project: Plant Hammond
Operator Name: Zain Webb

Location Name: INW-04 **Well Diameter: 2 in** **Casing Type: PVC** **Screen Length: 10 ft** **Top of Screen: 34.95 ft** **Total Depth: 44.95 ft** **Initial Depth to Water: 24.73 ft**	**Pump Type: Bladder** **Tubing Type: Poly** **Pump Intake From TOC: 39.95 ft** **Estimated Total Volume Pumped: 9 liter** **Flow Cell Volume: 90 ml** **Final Flow Rate: 200 ml/min** **Final Draw Down: 0.67 ft**	**Instrument Used: Aqua TROLL 400** **Serial Number: 966105**

Test Notes:
Full App. III and IV and Major Ions (no RADs).
Fe2+ = 6 mg/L.

Weather Conditions:
Clear, 70 degrees F.

Low-Flow Readings:

Date Time	Elapsed Time	pH	Temperature	Specific Conductivity	RDO Concentration	Turbidity	ORP	Depth to Water	Flow
		+/- 0.1	+/- 0.5	+/- 5 %	+/- 0.2	+/- 5	+/- 10	+/- 0.3	
5/2/2024 1:35 PM	00:00	6.74 pH	20.32 °C	671.78 µS/cm	0.54 mg/L	23.40 NTU	-103.0 mV	25.40 ft	200.00 ml/min
5/2/2024 1:40 PM	05:00	6.75 pH	20.43 °C	671.91 µS/cm	0.62 mg/L	11.80 NTU	-101.3 mV	25.40 ft	200.00 ml/min
5/2/2024 1:45 PM	10:00	6.76 pH	20.48 °C	673.75 µS/cm	0.65 mg/L	9.63 NTU	-101.9 mV	25.40 ft	200.00 ml/min
5/2/2024 1:50 PM	15:00	6.76 pH	20.45 °C	673.00 µS/cm	0.69 mg/L	8.21 NTU	-99.9 mV	25.40 ft	200.00 ml/min
5/2/2024 1:55 PM	20:00	6.77 pH	20.61 °C	672.37 µS/cm	0.67 mg/L	8.39 NTU	-99.5 mV	25.40 ft	200.00 ml/min
5/2/2024 2:00 PM	25:00	6.77 pH	20.66 °C	673.40 µS/cm	0.82 mg/L	5.71 NTU	-95.5 mV	25.40 ft	200.00 ml/min
5/2/2024 2:05 PM	30:00	6.78 pH	20.70 °C	674.20 µS/cm	0.76 mg/L	5.80 NTU	-97.4 mV	25.40 ft	200.00 ml/min
5/2/2024 2:10 PM	35:00	6.78 pH	20.39 °C	673.60 µS/cm	0.73 mg/L	5.17 NTU	-96.2 mV	25.40 ft	200.00 ml/min
5/2/2024 2:15 PM	40:00	6.78 pH	20.57 °C	674.04 µS/cm	0.72 mg/L	4.11 NTU	-96.1 mV	25.40 ft	200.00 ml/min

Samples

Sample ID:	Description:
HAM-INW-04	Grab.

Low-Flow Test Report:

Test Date / Time: 5/2/2024 9:20:40 AM
Project: Plant Hammond
Operator Name: Zain Webb

Location Name: INW-05 **Well Diameter: 2 in** **Casing Type: PVC** **Screen Length: 10 ft** **Top of Screen: 34.65 ft** **Total Depth: 44.65 ft** **Initial Depth to Water: 24.81 ft**	**Pump Type: Bladder** **Tubing Type: Poly** **Pump Intake From TOC: 39.65 ft** **Estimated Total Volume Pumped: 7 liter** **Flow Cell Volume: 90 ml** **Final Flow Rate: 200 ml/min** **Final Draw Down: 0.04 ft**	**Instrument Used: Aqua TROLL 400** **Serial Number: 966105**

Test Notes:
Full App. III and IV and Major Ions (no RADs).
Fe2+ > 10 mg/L.

Weather Conditions:
Clear, 70 degrees F.

Low-Flow Readings:

Date Time	Elapsed Time	pH	Temperature	Specific Conductivity	RDO Concentration	Turbidity	ORP	Depth to Water	Flow
		+/- 0.1	+/- 0.5	+/- 5 %	+/- 0.2	+/- 5	+/- 10	+/- 0.3	
5/2/2024 9:20 AM	00:00	6.82 pH	18.40 °C	705.59 µS/cm	0.18 mg/L	30.80 NTU	-112.4 mV	24.85 ft	200.00 ml/min
5/2/2024 9:25 AM	05:00	6.85 pH	18.26 °C	706.64 µS/cm	0.15 mg/L	17.10 NTU	-123.7 mV	24.85 ft	200.00 ml/min
5/2/2024 9:30 AM	10:00	6.87 pH	18.25 °C	708.86 µS/cm	0.12 mg/L	11.10 NTU	-125.7 mV	24.85 ft	200.00 ml/min
5/2/2024 9:35 AM	15:00	6.88 pH	18.26 °C	707.77 µS/cm	0.10 mg/L	7.39 NTU	-120.8 mV	24.85 ft	200.00 ml/min
5/2/2024 9:40 AM	20:00	6.88 pH	18.25 °C	706.48 µS/cm	0.09 mg/L	5.67 NTU	-126.4 mV	24.85 ft	200.00 ml/min
5/2/2024 9:45 AM	25:00	6.87 pH	18.16 °C	708.47 µS/cm	0.07 mg/L	4.21 NTU	-126.6 mV	24.85 ft	200.00 ml/min
5/2/2024 9:50 AM	30:00	6.87 pH	18.17 °C	706.51 µS/cm	0.06 mg/L	4.15 NTU	-120.9 mV	24.85 ft	200.00 ml/min

Samples

Sample ID:	Description:
HAM-INW-05	Grab.

Low-Flow Test Report:

Test Date / Time: 5/2/2024 9:29:36 AM
Project: Plant Hammond
Operator Name: Elisabeth Russell

Location Name: PT-08 **Well Diameter: 2 in** **Casing Type: PVC** **Screen Length: 10 ft** **Top of Screen: 31.93 ft** **Total Depth: 41.93 ft** **Initial Depth to Water: 25.45 ft**	**Pump Type: Bladder** **Tubing Type: Poly** **Pump Intake From TOC: 36 ft** **Estimated Total Volume Pumped: 38 liter** **Flow Cell Volume: 90 ml** **Final Flow Rate: 200 ml/min** **Final Draw Down: 0.01 ft**	**Instrument Used: Aqua TROLL 400** **Serial Number: 883546**

Test Notes:
Full App. III and IV and Major Ions (no RADs).
Fe2+ = 6 mg/L.

Weather Conditions:
Clear, 70 degrees F.

Low-Flow Readings:

Date Time	Elapsed Time	pH	Temperature	Specific Conductivity	RDO Concentration	Turbidity	ORP	Depth to Water	Flow
		+/- 0.1	+/- 0.5	+/- 5 %	+/- 0.2	+/- 5	+/- 10	+/- 0.3	
5/2/2024 9:29 AM	00:00	6.35 pH	24.56 °C	582.44 µS/cm	1.54 mg/L	24.60 NTU	134.4 mV	25.45 ft	200.00 ml/min
5/2/2024 9:34 AM	05:00	6.44 pH	22.45 °C	606.19 µS/cm	2.15 mg/L	22.00 NTU	137.5 mV	25.46 ft	200.00 ml/min
5/2/2024 9:39 AM	10:00	6.48 pH	21.66 °C	613.75 µS/cm	2.38 mg/L	19.20 NTU	139.2 mV	25.46 ft	200.00 ml/min
5/2/2024 9:44 AM	15:00	6.51 pH	21.55 °C	618.36 µS/cm	2.47 mg/L	17.20 NTU	145.2 mV	25.46 ft	200.00 ml/min
5/2/2024 9:49 AM	20:00	6.53 pH	21.04 °C	637.76 µS/cm	2.53 mg/L	11.90 NTU	148.4 mV	25.46 ft	200.00 ml/min
5/2/2024 9:54 AM	25:00	6.54 pH	20.95 °C	632.45 µS/cm	2.73 mg/L	10.86 NTU	152.0 mV	25.46 ft	200.00 ml/min
5/2/2024 9:59 AM	30:00	6.52 pH	20.55 °C	644.03 µS/cm	2.33 mg/L	11.83 NTU	154.4 mV	25.46 ft	200.00 ml/min
5/2/2024 10:04 AM	35:00	6.51 pH	20.60 °C	646.21 µS/cm	2.05 mg/L	10.99 NTU	157.7 mV	25.46 ft	200.00 ml/min
5/2/2024 10:09 AM	40:00	6.50 pH	20.67 °C	656.01 µS/cm	1.48 mg/L	11.17 NTU	161.7 mV	25.46 ft	200.00 ml/min
5/2/2024 10:14 AM	45:00	6.51 pH	20.73 °C	662.60 µS/cm	1.68 mg/L	8.91 NTU	164.0 mV	25.46 ft	200.00 ml/min
5/2/2024 10:19 AM	50:00	6.53 pH	20.77 °C	662.47 µS/cm	2.04 mg/L	9.98 NTU	160.1 mV	25.46 ft	200.00 ml/min
5/2/2024 10:24 AM	55:00	6.54 pH	20.83 °C	664.54 µS/cm	2.24 mg/L	9.44 NTU	159.7 mV	25.46 ft	200.00 ml/min
5/2/2024 10:29 AM	01:00:00	6.55 pH	20.90 °C	664.65 µS/cm	2.35 mg/L	9.50 NTU	155.9 mV	25.46 ft	200.00 ml/min
5/2/2024 10:34 AM	01:05:00	6.55 pH	20.93 °C	668.54 µS/cm	2.35 mg/L	9.41 NTU	159.4 mV	25.46 ft	200.00 ml/min
5/2/2024 10:39 AM	01:10:00	6.56 pH	20.99 °C	669.88 µS/cm	2.36 mg/L	9.23 NTU	158.5 mV	25.46 ft	200.00 ml/min

5/2/2024 10:44 AM	01:15:00	6.56 pH	20.99 °C	671.50 µS/cm	2.38 mg/L	7.89 NTU	158.0 mV	25.46 ft	200.00 ml/min
5/2/2024 10:49 AM	01:20:00	6.56 pH	21.02 °C	675.48 µS/cm	2.38 mg/L	8.83 NTU	157.0 mV	25.46 ft	200.00 ml/min
5/2/2024 10:54 AM	01:25:00	6.56 pH	21.08 °C	672.45 µS/cm	2.44 mg/L	8.09 NTU	156.4 mV	25.46 ft	200.00 ml/min
5/2/2024 10:59 AM	01:30:00	6.57 pH	21.08 °C	676.50 µS/cm	2.41 mg/L	8.17 NTU	161.1 mV	25.46 ft	200.00 ml/min
5/2/2024 11:02 AM	01:32:52	6.57 pH	21.23 °C	675.23 µS/cm	2.42 mg/L	8.20 NTU	153.9 mV	25.46 ft	200.00 ml/min
5/2/2024 11:07 AM	01:37:52	6.57 pH	21.16 °C	677.88 µS/cm	2.45 mg/L	8.05 NTU	156.3 mV	25.46 ft	200.00 ml/min
5/2/2024 11:12 AM	01:42:52	6.58 pH	21.20 °C	679.81 µS/cm	2.45 mg/L	7.99 NTU	151.9 mV	25.46 ft	200.00 ml/min
5/2/2024 11:17 AM	01:47:52	6.56 pH	21.26 °C	675.06 µS/cm	2.45 mg/L	7.87 NTU	157.4 mV	25.46 ft	200.00 ml/min
5/2/2024 11:22 AM	01:52:52	6.55 pH	21.23 °C	675.85 µS/cm	2.14 mg/L	7.41 NTU	157.0 mV	25.46 ft	200.00 ml/min
5/2/2024 11:27 AM	01:57:52	6.53 pH	21.26 °C	675.02 µS/cm	1.84 mg/L	7.03 NTU	156.1 mV	25.46 ft	200.00 ml/min
5/2/2024 11:32 AM	02:02:52	6.53 pH	21.22 °C	677.94 µS/cm	1.62 mg/L	6.98 NTU	156.0 mV	25.46 ft	200.00 ml/min
5/2/2024 11:37 AM	02:07:52	6.52 pH	21.23 °C	678.86 µS/cm	1.38 mg/L	6.76 NTU	156.6 mV	25.46 ft	200.00 ml/min
5/2/2024 11:42 AM	02:12:52	6.53 pH	21.24 °C	681.47 µS/cm	1.32 mg/L	7.27 NTU	158.1 mV	25.46 ft	200.00 ml/min
5/2/2024 11:47 AM	02:17:52	6.53 pH	21.25 °C	680.18 µS/cm	1.22 mg/L	6.49 NTU	152.3 mV	25.46 ft	200.00 ml/min
5/2/2024 11:52 AM	02:22:52	6.53 pH	21.26 °C	683.39 µS/cm	1.12 mg/L	6.78 NTU	150.0 mV	25.46 ft	200.00 ml/min
5/2/2024 11:57 AM	02:27:52	6.53 pH	21.33 °C	684.53 µS/cm	0.97 mg/L	7.09 NTU	150.6 mV	25.46 ft	200.00 ml/min
5/2/2024 12:01 PM	02:31:27	6.52 pH	21.44 °C	683.50 µS/cm	0.93 mg/L	6.89 NTU	153.2 mV	25.46 ft	200.00 ml/min
5/2/2024 12:06 PM	02:36:27	6.53 pH	21.37 °C	686.70 µS/cm	0.89 mg/L	7.03 NTU	154.3 mV	25.46 ft	200.00 ml/min
5/2/2024 12:11 PM	02:41:27	6.53 pH	21.44 °C	686.68 µS/cm	0.84 mg/L	7.99 NTU	157.8 mV	25.46 ft	200.00 ml/min
5/2/2024 12:16 PM	02:46:27	6.53 pH	21.42 °C	687.58 µS/cm	0.80 mg/L	6.26 NTU	155.5 mV	25.46 ft	200.00 ml/min
5/2/2024 12:21 PM	02:51:27	6.52 pH	21.36 °C	686.79 µS/cm	0.83 mg/L	6.77 NTU	158.3 mV	25.46 ft	200.00 ml/min
5/2/2024 12:26 PM	02:56:27	6.53 pH	21.35 °C	687.71 µS/cm	0.96 mg/L	7.03 NTU	151.0 mV	25.46 ft	200.00 ml/min
5/2/2024 12:31 PM	03:01:27	6.53 pH	21.27 °C	691.07 µS/cm	1.01 mg/L	8.60 NTU	154.4 mV	25.46 ft	200.00 ml/min

Samples

Sample ID:	Description:
HAM-PT-08	Grab.

Low-Flow Test Report:

Test Date / Time: 5/2/2024 11:06:29 AM
Project: Plant Hammond
Operator Name: Zain Webb

Location Name: PT-14 **Well Diameter: 2 in** **Casing Type: PVC** **Screen Length: 10 ft** **Top of Screen: 34.65 ft** **Total Depth: 44.65 ft** **Initial Depth to Water: 25.1 ft**	**Pump Type: Bladder** **Tubing Type: Poly** **Pump Intake From TOC: 39.65 ft** **Estimated Total Volume Pumped: 12 liter** **Flow Cell Volume: 90 ml** **Final Flow Rate: 200 ml/min** **Final Draw Down: 0 ft**	**Instrument Used: Aqua TROLL 400** **Serial Number: 966105**

Test Notes:
Full App. III and IV and Major Ions (no RADs).
Fe2+ = 6 mg/L.

Weather Conditions:
Clear, 70 degrees F.

Low-Flow Readings:

Date Time	Elapsed Time	pH	Temperature	Specific Conductivity	RDO Concentration	Turbidity	ORP	Depth to Water	Flow
		+/- 0.1	+/- 0.5	+/- 5 %	+/- 0.2	+/- 5	+/- 10	+/- 0.3	
5/2/2024 11:06 AM	00:00	6.71 pH	22.40 °C	594.65 µS/cm	0.45 mg/L	49.50 NTU	-88.9 mV	25.10 ft	200.00 ml/min
5/2/2024 11:11 AM	05:00	6.76 pH	19.29 °C	630.14 µS/cm	0.19 mg/L	41.80 NTU	-99.5 mV	25.10 ft	200.00 ml/min
5/2/2024 11:16 AM	10:00	6.79 pH	19.21 °C	631.68 µS/cm	0.16 mg/L	31.20 NTU	-108.1 mV	25.10 ft	200.00 ml/min
5/2/2024 11:21 AM	15:00	6.81 pH	19.12 °C	633.14 µS/cm	0.13 mg/L	14.60 NTU	-109.5 mV	25.10 ft	200.00 ml/min
5/2/2024 11:26 AM	20:00	6.82 pH	19.06 °C	633.47 µS/cm	0.11 mg/L	11.80 NTU	-111.6 mV	25.10 ft	200.00 ml/min
5/2/2024 11:31 AM	25:00	6.82 pH	19.03 °C	632.62 µS/cm	0.08 mg/L	8.39 NTU	-112.2 mV	25.10 ft	200.00 ml/min
5/2/2024 11:36 AM	30:00	6.83 pH	19.02 °C	634.27 µS/cm	0.08 mg/L	7.05 NTU	-113.7 mV	25.10 ft	200.00 ml/min
5/2/2024 11:41 AM	35:00	6.83 pH	19.01 °C	635.47 µS/cm	0.07 mg/L	9.44 NTU	-114.8 mV	25.10 ft	200.00 ml/min
5/2/2024 11:46 AM	40:00	6.83 pH	19.01 °C	635.06 µS/cm	0.06 mg/L	6.59 NTU	-115.5 mV	25.10 ft	200.00 ml/min
5/2/2024 11:51 AM	45:00	6.83 pH	19.13 °C	634.75 µS/cm	0.07 mg/L	8.16 NTU	-116.0 mV	25.10 ft	200.00 ml/min
5/2/2024 11:56 AM	50:00	6.83 pH	19.10 °C	636.34 µS/cm	0.05 mg/L	5.51 NTU	-116.3 mV	25.10 ft	200.00 ml/min
5/2/2024 12:01 PM	55:00	6.83 pH	19.09 °C	636.04 µS/cm	0.05 mg/L	4.27 NTU	-116.5 mV	25.10 ft	200.00 ml/min

Samples

Sample ID:	Description:
HAM-PT-14	Grab.
HAM-AP1-FD-01	Grab.

Low-Flow Test Report:

Test Date / Time: 5/2/2024 2:09:59 PM
Project: Plant Hammond
Operator Name: Elisabeth Russell

Location Name: PT-15 **Well Diameter: 2 in** **Casing Type: PVC** **Screen Length: 10 ft** **Top of Screen: 34.54 ft** **Total Depth: 44.54 ft** **Initial Depth to Water: 25.05 ft**	**Pump Type: Bladder** **Tubing Type: Poly** **Pump Intake From TOC: 35 ft** **Estimated Total Volume Pumped: 19.5 liter** **Flow Cell Volume: 90 ml** **Final Flow Rate: 250 ml/min** **Final Draw Down: 0.05 ft**	**Instrument Used: Aqua TROLL 400** **Serial Number: 883546**

Test Notes:
Full App. III and IV and Major Ions (no RADs).
Fe2+ = 3 mg/L.

Weather Conditions:
Clear, 70 degrees F.

Low-Flow Readings:

Date Time	Elapsed Time	pH	Temperature	Specific Conductivity	RDO Concentration	Turbidity	ORP	Depth to Water	Flow
		+/- 0.1	+/- 0.5	+/- 5 %	+/- 0.2	+/- 5	+/- 10	+/- 0.3	
5/2/2024 2:09 PM	00:00	6.94 pH	24.23 °C	853.70 µS/cm	0.24 mg/L	32.40 NTU	85.0 mV	25.05 ft	200.00 ml/min
5/2/2024 2:14 PM	05:00	6.93 pH	22.42 °C	874.49 µS/cm	0.15 mg/L	17.40 NTU	98.0 mV	25.07 ft	200.00 ml/min
5/2/2024 2:19 PM	10:00	6.94 pH	22.11 °C	874.61 µS/cm	0.12 mg/L	12.18 NTU	106.1 mV	25.10 ft	200.00 ml/min
5/2/2024 2:24 PM	15:00	6.95 pH	22.02 °C	874.12 µS/cm	0.09 mg/L	12.24 NTU	109.4 mV	25.10 ft	200.00 ml/min
5/2/2024 2:29 PM	20:00	6.95 pH	22.09 °C	875.98 µS/cm	0.07 mg/L	10.40 NTU	108.5 mV	25.10 ft	200.00 ml/min
5/2/2024 2:34 PM	25:00	6.95 pH	22.18 °C	872.33 µS/cm	0.06 mg/L	10.34 NTU	108.1 mV	25.10 ft	200.00 ml/min
5/2/2024 2:39 PM	30:00	6.95 pH	22.40 °C	870.02 µS/cm	0.05 mg/L	9.37 NTU	104.0 mV	25.10 ft	200.00 ml/min
5/2/2024 2:44 PM	35:00	6.95 pH	22.51 °C	864.36 µS/cm	0.04 mg/L	8.99 NTU	102.7 mV	25.10 ft	200.00 ml/min
5/2/2024 2:49 PM	40:00	6.95 pH	22.46 °C	862.10 µS/cm	0.03 mg/L	9.39 NTU	103.2 mV	25.10 ft	200.00 ml/min
5/2/2024 2:54 PM	45:00	6.95 pH	22.50 °C	860.83 µS/cm	0.01 mg/L	9.03 NTU	99.8 mV	25.10 ft	200.00 ml/min
5/2/2024 2:59 PM	50:00	6.95 pH	22.27 °C	864.40 µS/cm	0.01 mg/L	8.88 NTU	99.3 mV	25.10 ft	200.00 ml/min
5/2/2024 3:04 PM	55:00	6.95 pH	22.21 °C	865.32 µS/cm	0.01 mg/L	8.36 NTU	98.5 mV	25.10 ft	200.00 ml/min
5/2/2024 3:09 PM	01:00:00	6.96 pH	21.94 °C	864.66 µS/cm	0.00 mg/L	8.70 NTU	94.2 mV	25.10 ft	250.00 ml/min
5/2/2024 3:14 PM	01:05:00	6.95 pH	21.49 °C	869.85 µS/cm	-0.02 mg/L	6.73 NTU	96.4 mV	25.10 ft	250.00 ml/min
5/2/2024 3:19 PM	01:10:00	6.95 pH	21.74 °C	869.26 µS/cm	-0.02 mg/L	5.29 NTU	90.9 mV	25.10 ft	250.00 ml/min

5/2/2024 3:24 PM	01:15:00	6.95 pH	21.80 °C	868.16 µS/cm	-0.03 mg/L	4.37 NTU	93.6 mV	25.10 ft	250.00 ml/min
5/2/2024 3:29 PM	01:20:00	6.95 pH	21.84 °C	866.31 µS/cm	-0.03 mg/L	3.78 NTU	93.8 mV	25.10 ft	250.00 ml/min
5/2/2024 3:34 PM	01:25:00	6.95 pH	21.71 °C	868.60 µS/cm	-0.03 mg/L	2.99 NTU	93.8 mV	25.10 ft	250.00 ml/min

Samples

Sample ID:	Description:
HAM-PT-15	Grab

Created using VuSitu from In-Situ, Inc.

Low-Flow Test Report:

Test Date / Time: 5/9/2024 2:23:35 PM
Project: Plant Hammond
Operator Name: Anthony Szwast

Location Name: PT-07 **Well Diameter: 2 in** **Casing Type: PVC** **Screen Length: 10 ft** **Top of Screen: 37.75 ft** **Total Depth: 47.75 ft** **Initial Depth to Water: 25.32 ft**	**Pump Type: Bladder** **Tubing Type: Poly** **Pump Intake From TOC: 42.75 ft** **Estimated Total Volume Pumped: 4 liter** **Flow Cell Volume: 90 ml** **Final Flow Rate: 100 ml/min** **Final Draw Down: 0.03 ft**	**Instrument Used: Aqua TROLL 400** **Serial Number: 850751**

Test Notes:
Full App. III and IV and Major Ions (no RADs).
Total Fe > 10 mg/L.
Fe2+ = 3.5 mg/L.

Weather Conditions:
Cloudy, 70 deg. F

Low-Flow Readings:

Date Time	Elapsed Time	pH	Temperature	Specific Conductivity	RDO Concentration	Turbidity	ORP	Depth to Water	Flow
		+/- 0.1	+/- 0.5	+/- 5 %	+/- 0.2	+/- 5	+/- 10	+/- 0.3	
5/9/2024 2:23 PM	00:00	6.75 pH	20.49 °C	666.44 µS/cm	2.66 mg/L	30.60 NTU	-78.1 mV	25.26 ft	100.00 ml/min
5/9/2024 2:28 PM	05:00	6.76 pH	20.66 °C	661.58 µS/cm	3.13 mg/L	25.00 NTU	-81.9 mV	25.34 ft	100.00 ml/min
5/9/2024 2:33 PM	10:00	6.77 pH	20.43 °C	663.91 µS/cm	2.04 mg/L	8.90 NTU	-89.2 mV	25.35 ft	100.00 ml/min
5/9/2024 2:38 PM	15:00	6.82 pH	20.28 °C	664.46 µS/cm	0.56 mg/L	1.83 NTU	-100.2 mV	25.35 ft	100.00 ml/min
5/9/2024 2:43 PM	20:00	6.85 pH	19.99 °C	665.10 µS/cm	0.38 mg/L	0.87 NTU	-108.4 mV	25.35 ft	100.00 ml/min
5/9/2024 2:48 PM	25:00	6.86 pH	20.06 °C	665.95 µS/cm	0.35 mg/L	1.04 NTU	-100.8 mV	25.35 ft	100.00 ml/min
5/9/2024 2:53 PM	30:00	6.86 pH	20.53 °C	665.99 µS/cm	0.37 mg/L	1.06 NTU	-100.6 mV	25.35 ft	100.00 ml/min

Samples

Sample ID:	Description:
HAM-PT-07	Grab.

Low-Flow Test Report:

Test Date / Time: 5/9/2024 4:10:09 PM
Project: Plant Hammond
Operator Name: Anthony Szwast

Location Name: PT-13 **Well Diameter: 2 in** **Casing Type: PVC** **Screen Length: 10 ft** **Top of Screen: 35 ft** **Total Depth: 45 ft** **Initial Depth to Water: 24.85 ft**	**Pump Type: Bladder** **Tubing Type: Poly** **Pump Intake From TOC: 40 ft** **Estimated Total Volume Pumped: 3.5 liter** **Flow Cell Volume: 90 ml** **Final Flow Rate: 100 ml/min** **Final Draw Down: 0.01 ft**	**Instrument Used: Aqua TROLL 400** **Serial Number: 850751**

Test Notes:
Full App. III and IV and Major Ions (no RADs).
Total Fe > 10 mg/L.
Fe2+ = 4.0 mg/L.

Weather Conditions:
Partly cloudy, 75 deg. F

Low-Flow Readings:

Date Time	Elapsed Time	pH	Temperature	Specific Conductivity	RDO Concentration	Turbidity	ORP	Depth to Water	Flow
		+/- 0.1	+/- 0.5	+/- 5 %	+/- 0.2	+/- 5	+/- 10	+/- 0.3	
5/9/2024 4:10 PM	00:00	6.76 pH	25.40 °C	658.97 µS/cm	0.92 mg/L	62.20 NTU	-109.5 mV	24.84 ft	100.00 ml/min
5/9/2024 4:15 PM	05:00	6.81 pH	22.00 °C	665.97 µS/cm	0.50 mg/L	21.30 NTU	-106.4 mV	24.87 ft	100.00 ml/min
5/9/2024 4:20 PM	10:00	6.83 pH	21.25 °C	672.24 µS/cm	0.34 mg/L	11.00 NTU	-113.2 mV	24.84 ft	100.00 ml/min
5/9/2024 4:25 PM	15:00	6.84 pH	21.06 °C	669.58 µS/cm	0.28 mg/L	8.58 NTU	-112.5 mV	24.84 ft	100.00 ml/min
5/9/2024 4:30 PM	20:00	6.84 pH	20.87 °C	670.23 µS/cm	0.22 mg/L	2.95 NTU	-105.5 mV	24.85 ft	100.00 ml/min
5/9/2024 4:35 PM	25:00	6.84 pH	20.77 °C	668.65 µS/cm	0.18 mg/L	2.98 NTU	-104.6 mV	24.86 ft	100.00 ml/min
5/9/2024 4:40 PM	30:00	6.84 pH	20.75 °C	670.23 µS/cm	0.16 mg/L	2.27 NTU	-104.0 mV	24.86 ft	100.00 ml/min

Samples

Sample ID:	Description:
HAM-PT-13	Grab.

Low-Flow Test Report:

Test Date / Time: 5/14/2024 1:18:17 PM
Project: Plant Hammond
Operator Name: Jamie Newsome

Location Name: AS-01 **Well Diameter: 2 in** **Casing Type: PVC** **Screen Length: 10 ft** **Top of Screen: 17 ft** **Total Depth: 27 ft** **Initial Depth to Water: 11.52 ft**	**Pump Type: Peri** **Tubing Type: Poly** **Pump Intake From TOC: 22 ft** **Estimated Total Volume Pumped: 10 liter** **Flow Cell Volume: 90 ml** **Final Flow Rate: 200 ml/min** **Final Draw Down: 0 ft**	**Instrument Used: Aqua TROLL 400** **Serial Number: 966105**

Test Notes:
Full App. III and IV and Major Ions (no RADs).

Weather Conditions:
Light rain, 70F

Low-Flow Readings:

Date Time	Elapsed Time	pH	Temperature	Specific Conductivity	RDO Concentration	Turbidity	ORP	Depth to Water	Flow
		+/- 0.1	+/- 0.5	+/- 3 %	+/- 0.2	+/- 5	+/- 10	+/- 0.3	
5/14/2024 1:18 PM	00:00	7.66 pH	18.05 °C	863.23 µS/cm	0.18 mg/L	11.20 NTU	52.6 mV	11.52 ft	200.00 ml/min
5/14/2024 1:23 PM	05:00	7.78 pH	18.12 °C	805.31 µS/cm	0.23 mg/L	11.40 NTU	36.3 mV	11.52 ft	200.00 ml/min
5/14/2024 1:28 PM	10:00	7.88 pH	18.26 °C	798.68 µS/cm	0.26 mg/L	18.70 NTU	37.4 mV	11.52 ft	200.00 ml/min
5/14/2024 1:33 PM	15:00	7.83 pH	18.39 °C	795.31 µS/cm	0.24 mg/L	18.60 NTU	37.6 mV	11.52 ft	200.00 ml/min
5/14/2024 1:38 PM	20:00	8.01 pH	18.47 °C	798.28 µS/cm	0.39 mg/L	25.40 NTU	31.3 mV	11.52 ft	200.00 ml/min
5/14/2024 1:43 PM	25:00	8.04 pH	18.55 °C	802.11 µS/cm	0.43 mg/L	16.50 NTU	31.1 mV	11.52 ft	200.00 ml/min
5/14/2024 1:48 PM	30:00	7.85 pH	18.88 °C	801.55 µS/cm	0.30 mg/L	17.70 NTU	38.0 mV	11.52 ft	200.00 ml/min
5/14/2024 1:53 PM	35:00	7.77 pH	19.24 °C	812.68 µS/cm	0.24 mg/L	11.30 NTU	41.2 mV	11.52 ft	200.00 ml/min
5/14/2024 1:58 PM	40:00	7.72 pH	19.05 °C	816.72 µS/cm	0.23 mg/L	8.73 NTU	42.0 mV	11.52 ft	200.00 ml/min
5/14/2024 2:03 PM	45:00	7.68 pH	18.77 °C	835.04 µS/cm	0.25 mg/L	4.98 NTU	43.0 mV	11.52 ft	200.00 ml/min

Samples

Sample ID:	Description:
HAM-AS-01	Grab.

Created using VuSitu from In-Situ, Inc.

Low-Flow Test Report:

Test Date / Time: 5/15/2024 12:20:04 PM
Project: Plant Hammond
Operator Name: Jamie Newsome

Location Name: INW-04 **Well Diameter: 2 in** **Casing Type: PVC** **Screen Length: 10 ft** **Top of Screen: 35 ft** **Total Depth: 45 ft** **Initial Depth to Water: 24.75 ft**	**Pump Type: Bladder** **Tubing Type: Poly** **Pump Intake From TOC: 40 ft** **Estimated Total Volume Pumped: 12.5 liter** **Flow Cell Volume: 90 ml** **Final Flow Rate: 100 ml/min** **Final Draw Down: 0 ft**	**Instrument Used: Aqua TROLL 400** **Serial Number: 966105**

Test Notes:
Full App. III and IV and Major Ions (no RADs).
Fe2+ = 2.5 mg/L.

Weather Conditions:
Partly cloudy, 75F

Low-Flow Readings:

Date Time	Elapsed Time	pH	Temperature	Specific Conductivity	RDO Concentration	Turbidity	ORP	Depth to Water	Flow
		+/- 0.1	+/- 0.5	+/- 3 %	+/- 0.2	+/- 5	+/- 10	+/- 0.3	
5/15/2024 12:20 PM	00:00	6.94 pH	20.68 °C	691.70 µS/cm	0.65 mg/L	7.97 NTU	-90.5 mV	24.75 ft	100.00 ml/min
5/15/2024 12:25 PM	05:00	6.94 pH	20.71 °C	692.40 µS/cm	0.53 mg/L	9.88 NTU	-92.0 mV	24.75 ft	100.00 ml/min
5/15/2024 12:30 PM	10:00	6.94 pH	20.48 °C	695.78 µS/cm	0.49 mg/L	22.80 NTU	-95.6 mV	24.75 ft	100.00 ml/min
5/15/2024 12:35 PM	15:00	6.96 pH	20.38 °C	719.95 µS/cm	0.43 mg/L	92.90 NTU	-97.0 mV	24.75 ft	100.00 ml/min
5/15/2024 12:40 PM	20:00	6.97 pH	20.48 °C	721.53 µS/cm	0.31 mg/L	91.00 NTU	-98.8 mV	24.75 ft	100.00 ml/min
5/15/2024 12:45 PM	25:00	6.97 pH	19.90 °C	718.94 µS/cm	0.26 mg/L	72.20 NTU	-99.3 mV	24.75 ft	100.00 ml/min
5/15/2024 12:50 PM	30:00	6.96 pH	19.99 °C	717.86 µS/cm	0.21 mg/L	56.00 NTU	-100.6 mV	24.75 ft	100.00 ml/min
5/15/2024 12:55 PM	35:00	6.95 pH	20.69 °C	712.72 µS/cm	0.19 mg/L	42.90 NTU	-103.1 mV	24.75 ft	100.00 ml/min
5/15/2024 1:00 PM	40:00	6.96 pH	20.37 °C	705.43 µS/cm	0.17 mg/L	32.10 NTU	-104.2 mV	24.75 ft	100.00 ml/min
5/15/2024 1:05 PM	45:00	6.95 pH	20.21 °C	703.72 µS/cm	0.14 mg/L	23.80 NTU	-105.1 mV	24.75 ft	100.00 ml/min
5/15/2024 1:10 PM	50:00	6.95 pH	19.95 °C	702.71 µS/cm	0.14 mg/L	19.30 NTU	-105.3 mV	24.75 ft	100.00 ml/min
5/15/2024 1:15 PM	55:00	6.95 pH	20.15 °C	702.02 µS/cm	0.13 mg/L	14.80 NTU	-105.9 mV	24.75 ft	100.00 ml/min
5/15/2024 1:20 PM	01:00:00	6.94 pH	20.64 °C	698.75 µS/cm	0.13 mg/L	13.50 NTU	-107.2 mV	24.75 ft	100.00 ml/min

5/15/2024 1:25 PM	01:05:00	6.94 pH	20.04 °C	698.46 µS/cm	0.12 mg/L	11.20 NTU	-104.7 mV	24.75 ft	100.00 ml/min
5/15/2024 1:30 PM	01:10:00	6.95 pH	19.74 °C	698.67 µS/cm	0.12 mg/L	12.80 NTU	-103.9 mV	24.75 ft	100.00 ml/min
5/15/2024 1:35 PM	01:15:00	6.94 pH	19.74 °C	697.18 µS/cm	0.14 mg/L	9.88 NTU	-103.4 mV	24.75 ft	100.00 ml/min
5/15/2024 1:40 PM	01:20:00	6.94 pH	20.21 °C	699.40 µS/cm	0.20 mg/L	9.75 NTU	-103.7 mV	24.75 ft	100.00 ml/min
5/15/2024 1:45 PM	01:25:00	6.94 pH	20.16 °C	696.60 µS/cm	0.30 mg/L	8.87 NTU	-102.2 mV	24.75 ft	100.00 ml/min
5/15/2024 1:50 PM	01:30:00	6.93 pH	20.48 °C	695.91 µS/cm	0.38 mg/L	8.23 NTU	-100.0 mV	24.75 ft	100.00 ml/min
5/15/2024 1:55 PM	01:35:00	6.94 pH	19.87 °C	693.32 µS/cm	0.45 mg/L	7.28 NTU	-99.9 mV	24.75 ft	100.00 ml/min
5/15/2024 2:00 PM	01:40:00	6.94 pH	20.08 °C	696.43 µS/cm	0.51 mg/L	7.16 NTU	-98.7 mV	24.75 ft	100.00 ml/min
5/15/2024 2:05 PM	01:45:00	6.94 pH	20.13 °C	694.50 µS/cm	0.48 mg/L	6.23 NTU	-98.5 mV	24.75 ft	100.00 ml/min
5/15/2024 2:10 PM	01:50:00	6.94 pH	20.33 °C	694.16 µS/cm	0.46 mg/L	5.46 NTU	-98.5 mV	24.75 ft	100.00 ml/min
5/15/2024 2:15 PM	01:55:00	6.94 pH	19.86 °C	693.25 µS/cm	0.48 mg/L	4.92 NTU	-97.4 mV	24.75 ft	100.00 ml/min

Samples

Sample ID:	Description:
HAM-INW-04	Grab.
HAM-AP1-FD-02	Grab.

Created using VuSitu from In-Situ, Inc.

Low-Flow Test Report:

Test Date / Time: 5/15/2024 10:00:05 AM
Project: Plant Hammond
Operator Name: Jamie Newsome

Location Name: INW-05 **Well Diameter: 2 in** **Casing Type: PVC** **Screen Length: 10 ft** **Top of Screen: 35 ft** **Total Depth: 45 ft** **Initial Depth to Water: 24.48 ft**	**Pump Type: Bladder** **Tubing Type: Poly** **Pump Intake From TOC: 40 ft** **Estimated Total Volume Pumped: 8 liter** **Flow Cell Volume: 90 ml** **Final Flow Rate: 100 ml/min** **Final Draw Down: 0 ft**	**Instrument Used: Aqua TROLL 400** **Serial Number: 966105**

Test Notes:
Full App. III and IV and Major Ions (no RADs).

Weather Conditions:
Cloudy, 70F

Low-Flow Readings:

Date Time	Elapsed Time	pH	Temperature	Specific Conductivity	RDO Concentration	Turbidity	ORP	Depth to Water	Flow
		+/- 0.1	+/- 0.5	+/- 3 %	+/- 0.2	+/- 5	+/- 10	+/- 0.3	
5/15/2024 10:00 AM	00:00	6.98 pH	18.46 °C	689.27 µS/cm	0.33 mg/L	11.60 NTU	-132.4 mV	24.48 ft	100.00 ml/min
5/15/2024 10:05 AM	05:00	7.00 pH	18.48 °C	697.86 µS/cm	0.32 mg/L	43.30 NTU	-131.6 mV	24.48 ft	100.00 ml/min
5/15/2024 10:10 AM	10:00	7.01 pH	18.45 °C	695.52 µS/cm	0.25 mg/L	107.50 NTU	-137.8 mV	24.48 ft	100.00 ml/min
5/15/2024 10:15 AM	15:00	7.02 pH	18.47 °C	692.19 µS/cm	0.28 mg/L	88.60 NTU	-137.3 mV	24.48 ft	100.00 ml/min
5/15/2024 10:20 AM	20:00	7.02 pH	18.49 °C	689.46 µS/cm	0.27 mg/L	67.00 NTU	-131.7 mV	24.48 ft	100.00 ml/min
5/15/2024 10:25 AM	25:00	7.02 pH	18.46 °C	687.15 µS/cm	0.25 mg/L	50.10 NTU	-131.2 mV	24.48 ft	100.00 ml/min
5/15/2024 10:30 AM	30:00	7.02 pH	18.54 °C	685.31 µS/cm	0.27 mg/L	35.40 NTU	-129.5 mV	24.48 ft	100.00 ml/min
5/15/2024 10:35 AM	35:00	7.01 pH	18.56 °C	682.72 µS/cm	0.34 mg/L	21.40 NTU	-129.9 mV	24.48 ft	100.00 ml/min
5/15/2024 10:40 AM	40:00	7.01 pH	18.70 °C	681.19 µS/cm	0.36 mg/L	16.40 NTU	-127.8 mV	24.48 ft	100.00 ml/min
5/15/2024 10:45 AM	45:00	7.01 pH	18.66 °C	680.55 µS/cm	0.37 mg/L	13.30 NTU	-126.5 mV	24.48 ft	100.00 ml/min
5/15/2024 10:50 AM	50:00	7.01 pH	18.73 °C	679.58 µS/cm	0.36 mg/L	11.50 NTU	-126.1 mV	24.48 ft	100.00 ml/min
5/15/2024 10:55 AM	55:00	7.01 pH	18.74 °C	679.78 µS/cm	0.38 mg/L	11.77 NTU	-125.5 mV	24.48 ft	100.00 ml/min
5/15/2024 11:00 AM	01:00:00	7.01 pH	18.97 °C	676.34 µS/cm	0.37 mg/L	9.57 NTU	-121.8 mV	24.48 ft	100.00 ml/min

5/15/2024 11:05 AM	01:05:00	7.01 pH	18.82 °C	676.61 µS/cm	0.39 mg/L	8.42 NTU	-124.0 mV	24.48 ft	100.00 ml/min
5/15/2024 11:10 AM	01:10:00	7.01 pH	19.09 °C	677.40 µS/cm	0.37 mg/L	6.83 NTU	-124.4 mV	24.48 ft	100.00 ml/min
5/15/2024 11:15 AM	01:15:00	7.01 pH	19.19 °C	675.78 µS/cm	0.36 mg/L	4.97 NTU	-124.3 mV	24.48 ft	100.00 ml/min

Samples

Sample ID:	Description:
HAM-INW-05	Grab.

Created using VuSitu from In-Situ, Inc.

Low-Flow Test Report:

Test Date / Time: 5/16/2024 9:12:40 AM
Project: Plant Hammond
Operator Name: Jamie Newsome

Location Name: PT-07 **Well Diameter: 2 in** **Casing Type: PVC** **Screen Length: 10 ft** **Top of Screen: 37.6 ft** **Total Depth: 47.6 ft** **Initial Depth to Water: 25.1 ft**	**Pump Type: Bladder** **Tubing Type: Poly** **Pump Intake From TOC: 42.6 ft** **Estimated Total Volume Pumped: 32 liter** **Flow Cell Volume: 90 ml** **Final Flow Rate: 100 ml/min** **Final Draw Down: 0.05 ft**	**Instrument Used: Aqua TROLL 400** **Serial Number: 966105**

Test Notes:
Full App. III and IV and Major Ions (no RADs).
Fe2+ = 2.0 mg/L.

Weather Conditions:
Sunny, 70F.

Low-Flow Readings:

Date Time	Elapsed Time	pH	Temperature	Specific Conductivity	RDO Concentration	Turbidity	ORP	Depth to Water	Flow
		+/- 0.1	+/- 0.5	+/- 3 %	+/- 0.2	+/- 5	+/- 10	+/- 0.3	
5/16/2024 9:12 AM	00:00	6.95 pH	18.01 °C	667.33 µS/cm	4.16 mg/L	10.89 NTU	-80.3 mV	25.10 ft	200.00 ml/min
5/16/2024 9:17 AM	05:00	6.97 pH	17.99 °C	668.59 µS/cm	4.23 mg/L	8.81 NTU	-80.6 mV	25.15 ft	200.00 ml/min
5/16/2024 9:22 AM	10:00	6.98 pH	17.99 °C	670.91 µS/cm	4.11 mg/L	8.09 NTU	-82.0 mV	25.15 ft	200.00 ml/min
5/16/2024 9:27 AM	15:00	7.00 pH	18.03 °C	671.58 µS/cm	4.06 mg/L	7.64 NTU	-83.3 mV	25.15 ft	200.00 ml/min
5/16/2024 9:32 AM	20:00	7.01 pH	18.03 °C	673.36 µS/cm	4.08 mg/L	8.05 NTU	-84.4 mV	25.15 ft	200.00 ml/min
5/16/2024 9:37 AM	25:00	7.01 pH	17.99 °C	675.11 µS/cm	3.95 mg/L	7.74 NTU	-85.5 mV	25.15 ft	200.00 ml/min
5/16/2024 9:42 AM	30:00	7.01 pH	18.03 °C	675.27 µS/cm	3.87 mg/L	8.09 NTU	-86.3 mV	25.15 ft	200.00 ml/min
5/16/2024 9:47 AM	35:00	7.01 pH	18.07 °C	674.61 µS/cm	3.86 mg/L	7.14 NTU	-86.8 mV	25.15 ft	200.00 ml/min
5/16/2024 9:52 AM	40:00	7.01 pH	18.08 °C	675.60 µS/cm	3.95 mg/L	7.99 NTU	-89.0 mV	25.15 ft	200.00 ml/min
5/16/2024 9:57 AM	45:00	7.01 pH	18.08 °C	676.64 µS/cm	3.80 mg/L	8.51 NTU	-89.9 mV	25.15 ft	200.00 ml/min
5/16/2024 10:02 AM	50:00	7.01 pH	18.21 °C	673.83 µS/cm	3.80 mg/L	10.10 NTU	-87.7 mV	25.15 ft	200.00 ml/min
5/16/2024 10:07 AM	55:00	7.01 pH	18.27 °C	675.26 µS/cm	3.76 mg/L	10.34 NTU	-88.6 mV	25.15 ft	200.00 ml/min
5/16/2024 10:12 AM	01:00:00	7.01 pH	18.27 °C	674.83 µS/cm	3.88 mg/L	9.86 NTU	-88.6 mV	25.15 ft	200.00 ml/min

5/16/2024 10:17 AM	01:05:00	7.01 pH	18.52 °C	671.23 µS/cm	3.83 mg/L	13.27 NTU	-88.0 mV	25.15 ft	200.00 ml/min
5/16/2024 10:22 AM	01:10:00	7.01 pH	18.44 °C	675.80 µS/cm	3.67 mg/L	11.80 NTU	-89.1 mV	25.15 ft	200.00 ml/min
5/16/2024 10:27 AM	01:15:00	7.00 pH	18.34 °C	672.95 µS/cm	3.69 mg/L	11.10 NTU	-88.6 mV	25.15 ft	200.00 ml/min
5/16/2024 10:32 AM	01:20:00	7.01 pH	18.19 °C	672.92 µS/cm	3.81 mg/L	11.30 NTU	-88.5 mV	25.15 ft	200.00 ml/min
5/16/2024 10:37 AM	01:25:00	7.01 pH	18.34 °C	673.83 µS/cm	3.81 mg/L	11.50 NTU	-88.7 mV	25.15 ft	200.00 ml/min
5/16/2024 10:42 AM	01:30:00	7.01 pH	18.47 °C	674.23 µS/cm	3.91 mg/L	11.80 NTU	-88.9 mV	25.15 ft	200.00 ml/min
5/16/2024 10:47 AM	01:35:00	7.01 pH	18.52 °C	673.88 µS/cm	3.74 mg/L	12.10 NTU	-89.0 mV	25.15 ft	200.00 ml/min
5/16/2024 10:52 AM	01:40:00	7.01 pH	18.49 °C	672.98 µS/cm	3.88 mg/L	11.50 NTU	-89.1 mV	25.15 ft	200.00 ml/min
5/16/2024 10:57 AM	01:45:00	7.01 pH	18.40 °C	674.82 µS/cm	3.77 mg/L	11.10 NTU	-89.3 mV	25.15 ft	200.00 ml/min
5/16/2024 11:02 AM	01:50:00	7.00 pH	18.57 °C	673.12 µS/cm	3.87 mg/L	11.50 NTU	-90.4 mV	25.15 ft	200.00 ml/min
5/16/2024 11:07 AM	01:55:00	7.01 pH	18.52 °C	674.19 µS/cm	3.78 mg/L	11.30 NTU	-90.7 mV	25.15 ft	200.00 ml/min
5/16/2024 11:12 AM	02:00:00	7.00 pH	18.52 °C	673.98 µS/cm	3.75 mg/L	11.10 NTU	-90.7 mV	25.15 ft	200.00 ml/min
5/16/2024 11:17 AM	02:05:00	7.00 pH	18.57 °C	674.73 µS/cm	3.95 mg/L	11.20 NTU	-88.9 mV	25.15 ft	200.00 ml/min
5/16/2024 11:22 AM	02:10:00	7.00 pH	18.52 °C	673.25 µS/cm	3.84 mg/L	11.40 NTU	-88.8 mV	25.15 ft	200.00 ml/min
5/16/2024 11:27 AM	02:15:00	6.99 pH	19.07 °C	676.19 µS/cm	3.35 mg/L	11.50 NTU	-90.3 mV	25.15 ft	100.00 ml/min
5/16/2024 11:32 AM	02:20:00	6.99 pH	19.17 °C	676.75 µS/cm	2.38 mg/L	10.89 NTU	-95.8 mV	25.15 ft	100.00 ml/min
5/16/2024 11:37 AM	02:25:00	7.00 pH	19.24 °C	677.74 µS/cm	2.42 mg/L	12.30 NTU	-96.1 mV	25.15 ft	100.00 ml/min
5/16/2024 11:42 AM	02:30:00	6.99 pH	19.35 °C	673.31 µS/cm	2.26 mg/L	13.42 NTU	-93.9 mV	25.15 ft	100.00 ml/min
5/16/2024 11:47 AM	02:35:00	6.98 pH	19.50 °C	674.30 µS/cm	2.41 mg/L	12.50 NTU	-92.9 mV	25.15 ft	100.00 ml/min
5/16/2024 11:52 AM	02:40:00	6.98 pH	19.29 °C	671.44 µS/cm	2.39 mg/L		-92.2 mV	25.15 ft	100.00 ml/min
5/16/2024 11:57 AM	02:45:00	6.98 pH	19.34 °C	669.89 µS/cm	2.70 mg/L	13.20 NTU	-90.9 mV	25.15 ft	100.00 ml/min
5/16/2024 12:02 PM	02:50:00	6.98 pH	19.28 °C	670.02 µS/cm	2.34 mg/L	13.70 NTU	-92.0 mV	25.15 ft	100.00 ml/min
5/16/2024 12:07 PM	02:55:00	6.98 pH	19.28 °C	670.24 µS/cm	2.41 mg/L	14.20 NTU	-91.6 mV	25.15 ft	100.00 ml/min
5/16/2024 12:12 PM	03:00:00	6.98 pH	19.39 °C	671.25 µS/cm	2.33 mg/L	13.80 NTU	-91.9 mV	25.15 ft	100.00 ml/min

Samples

Sample ID:	Description:
HAM-PT-07	Grab.
HAM-PT-07-TS-WG-05162024	Grab.

Low-Flow Test Report:

Test Date / Time: 5/16/2024 9:17:05 AM
Project: Plant Hammond
Operator Name: Anthony Szwast

Location Name: PT-08 **Well Diameter: 2 in** **Casing Type: PVC** **Screen Length: 10 ft** **Top of Screen: 31.93 ft** **Total Depth: 41.93 ft** **Initial Depth to Water: 24.91 ft**	**Pump Type: Bladder** **Tubing Type: Poly** **Pump Intake From TOC: 36.93 ft** **Estimated Total Volume Pumped: 16 liter** **Flow Cell Volume: 90 ml** **Final Flow Rate: 200 ml/min** **Final Draw Down: 0 ft**	**Instrument Used: Aqua TROLL 400** **Serial Number: 850751**

Test Notes:
Full App. III and IV and Major Ions (no RADs).
Total Fe > 7 mg/L.
Fe2+ = 5.6 mg/L.

Weather Conditions:
Sunny, 70 deg. F.

Low-Flow Readings:

Date Time	Elapsed Time	pH	Temperature	Specific Conductivity	RDO Concentration	Turbidity	ORP	Depth to Water	Flow
		+/- 0.1	+/- 0.5	+/- 5 %	+/- 0.2	+/- 5	+/- 10	+/- 0.3	
5/16/2024 9:17 AM	00:00	6.41 pH	19.46 °C	607.47 µS/cm	0.66 mg/L	54.40 NTU	-29.9 mV	24.90 ft	200.00 ml/min
5/16/2024 9:22 AM	05:00	6.40 pH	19.10 °C	610.29 µS/cm	0.90 mg/L	44.50 NTU	-27.9 mV	24.91 ft	200.00 ml/min
5/16/2024 9:27 AM	10:00	6.41 pH	19.07 °C	613.25 µS/cm	0.91 mg/L	28.20 NTU	-26.9 mV	24.93 ft	200.00 ml/min
5/16/2024 9:32 AM	15:00	6.41 pH	19.06 °C	611.66 µS/cm	1.18 mg/L	20.20 NTU	-23.7 mV	24.91 ft	200.00 ml/min
5/16/2024 9:37 AM	20:00	6.42 pH	18.97 °C	613.21 µS/cm	1.22 mg/L	16.10 NTU	-23.0 mV	24.91 ft	200.00 ml/min
5/16/2024 9:42 AM	25:00	6.42 pH	19.10 °C	612.36 µS/cm	1.15 mg/L	14.60 NTU	-23.7 mV	24.91 ft	200.00 ml/min
5/16/2024 9:47 AM	30:00	6.42 pH	19.10 °C	614.95 µS/cm	1.03 mg/L	13.00 NTU	-22.8 mV	24.91 ft	200.00 ml/min
5/16/2024 9:52 AM	35:00	6.43 pH	19.15 °C	616.67 µS/cm	0.97 mg/L	12.70 NTU	-23.4 mV	24.91 ft	200.00 ml/min
5/16/2024 9:57 AM	40:00	6.44 pH	19.12 °C	617.80 µS/cm	0.96 mg/L	7.13 NTU	-25.5 mV	24.91 ft	200.00 ml/min
5/16/2024 10:02 AM	45:00	6.44 pH	19.09 °C	618.77 µS/cm	0.93 mg/L	6.82 NTU	-24.1 mV	24.91 ft	200.00 ml/min
5/16/2024 10:07 AM	50:00	6.45 pH	19.15 °C	618.51 µS/cm	0.94 mg/L	5.84 NTU	-23.8 mV	24.91 ft	200.00 ml/min
5/16/2024 10:12 AM	55:00	6.45 pH	19.26 °C	620.25 µS/cm	0.93 mg/L	5.45 NTU	-24.1 mV	24.91 ft	200.00 ml/min
5/16/2024 10:17 AM	01:00:00	6.46 pH	19.29 °C	621.61 µS/cm	0.81 mg/L	5.28 NTU	-25.1 mV	24.91 ft	200.00 ml/min

5/16/2024 10:22 AM	01:05:00	6.47 pH	19.30 °C	622.51 µS/cm	0.70 mg/L	4.66 NTU	-26.0 mV	24.91 ft	200.00 ml/min
5/16/2024 10:27 AM	01:10:00	6.47 pH	19.10 °C	625.69 µS/cm	0.54 mg/L	4.58 NTU	-29.4 mV	24.91 ft	200.00 ml/min
5/16/2024 10:32 AM	01:15:00	6.49 pH	19.16 °C	626.30 µS/cm	0.51 mg/L	4.10 NTU	-29.0 mV	24.91 ft	200.00 ml/min

Samples

Sample ID:	Description:
HAM-PT-08	Grab.
HAM-PT-08-TS-WG-05162024	Grab.

Created using VuSitu from In-Situ, Inc.

Low-Flow Test Report:

Test Date / Time: 5/14/2024 9:20:06 AM
Project: Plant Hammond
Operator Name: Jamie Newsome

Location Name: PT-09 **Well Diameter: 2 in** **Casing Type: PVC** **Screen Length: 10 ft** **Top of Screen: 17.15 ft** **Total Depth: 27.15 ft** **Initial Depth to Water: 14.82 ft**	**Pump Type: Peri** **Tubing Type: Poly** **Pump Intake From TOC: 19.15 ft** **Estimated Total Volume Pumped: 16 liter** **Flow Cell Volume: 90 ml** **Final Flow Rate: 200 ml/min** **Final Draw Down: 0.03 ft**	**Instrument Used: Aqua TROLL 400** **Serial Number: 966105**

Test Notes:
Full App. III and IV and Major Ions (no RADs).

Weather Conditions:
Cloudy, 64F

Low-Flow Readings:

Date Time	Elapsed Time	pH	Temperature	Specific Conductivity	RDO Concentration	Turbidity	ORP	Depth to Water	Flow
		+/- 0.1	+/- 0.5	+/- 3 %	+/- 0.2	+/- 5	+/- 10	+/- 0.3	
5/14/2024 9:20 AM	00:00	6.99 pH	17.49 °C	706.91 µS/cm	0.18 mg/L	823.00 NTU	105.6 mV	14.82 ft	200.00 ml/min
5/14/2024 9:25 AM	05:00	7.06 pH	17.45 °C	716.68 µS/cm	0.43 mg/L	40.60 NTU	85.0 mV	14.82 ft	200.00 ml/min
5/14/2024 9:30 AM	10:00	7.16 pH	17.54 °C	711.82 µS/cm	0.09 mg/L	634.00 NTU	65.8 mV	14.82 ft	200.00 ml/min
5/14/2024 9:35 AM	15:00	7.18 pH	17.61 °C	705.63 µS/cm	0.07 mg/L	147.00 NTU	48.7 mV	14.82 ft	200.00 ml/min
5/14/2024 9:40 AM	20:00	7.17 pH	17.63 °C	700.13 µS/cm	0.06 mg/L	150.00 NTU	46.3 mV	14.82 ft	200.00 ml/min
5/14/2024 9:45 AM	25:00	7.17 pH	17.67 °C	693.99 µS/cm	0.05 mg/L	85.90 NTU	54.4 mV	14.82 ft	200.00 ml/min
5/14/2024 9:50 AM	30:00	7.17 pH	17.67 °C	691.39 µS/cm	0.05 mg/L	66.80 NTU	54.7 mV	14.85 ft	200.00 ml/min
5/14/2024 9:55 AM	35:00	7.16 pH	17.69 °C	689.18 µS/cm	0.05 mg/L	39.40 NTU	54.3 mV	14.85 ft	200.00 ml/min
5/14/2024 10:00 AM	40:00	7.16 pH	17.75 °C	686.92 µS/cm	0.05 mg/L	28.50 NTU	54.0 mV	14.85 ft	200.00 ml/min
5/14/2024 10:05 AM	45:00	7.15 pH	17.76 °C	685.36 µS/cm	0.06 mg/L	21.00 NTU	53.5 mV	14.85 ft	200.00 ml/min
5/14/2024 10:10 AM	50:00	7.15 pH	17.76 °C	685.00 µS/cm	0.06 mg/L	12.60 NTU	53.1 mV	14.85 ft	200.00 ml/min
5/14/2024 10:15 AM	55:00	7.15 pH	17.77 °C	684.26 µS/cm	0.06 mg/L	11.50 NTU	52.3 mV	14.85 ft	200.00 ml/min
5/14/2024 10:20 AM	01:00:00	7.15 pH	17.76 °C	683.86 µS/cm	0.07 mg/L	11.60 NTU	51.6 mV	14.85 ft	200.00 ml/min

5/14/2024 10:25 AM	01:05:00	7.16 pH	17.77 °C	684.36 µS/cm	0.05 mg/L	7.81 NTU	51.0 mV	14.85 ft	200.00 ml/min
5/14/2024 10:30 AM	01:10:00	7.16 pH	17.75 °C	682.89 µS/cm	0.05 mg/L	6.15 NTU	50.4 mV	14.85 ft	200.00 ml/min
5/14/2024 10:35 AM	01:15:00	7.16 pH	17.76 °C	681.69 µS/cm	0.04 mg/L	4.98 NTU	49.9 mV	14.85 ft	200.00 ml/min

Samples

Sample ID:	Description:
HAM-PT-09	Grab.

Created using VuSitu from In-Situ, Inc.

Low-Flow Test Report:

Test Date / Time: 5/15/2024 10:12:45 AM
Project: Plant Hammond
Operator Name: Anthony Szwast

Location Name: PT-10 **Well Diameter: 2 in** **Casing Type: PVC** **Screen Length: 10 ft** **Top of Screen: 20.45 ft** **Total Depth: 30.45 ft** **Initial Depth to Water: 15.11 ft**	**Pump Type: Peri** **Tubing Type: Poly** **Pump Intake From TOC: 25.45 ft** **Estimated Total Volume Pumped: 20 liter** **Flow Cell Volume: 90 ml** **Final Flow Rate: 200 ml/min** **Final Draw Down: 0.05 ft**	**Instrument Used: Aqua TROLL 400** **Serial Number: 850751**

Test Notes:
Full App. III and IV and Major Ions (no RADs).
Total Fe = 0 mg/L.
Fe2+ = 0 mg/L.

Weather Conditions:
Cloudy, 67 deg. F.

Low-Flow Readings:

Date Time	Elapsed Time	pH	Temperature	Specific Conductivity	RDO Concentration	Turbidity	ORP	Depth to Water	Flow
		+/- 0.1	+/- 0.5	+/- 5 %	+/- 0.2	+/- 5	+/- 10	+/- 0.3	
5/15/2024 10:12 AM	00:00	6.88 pH	19.14 °C	744.43 µS/cm	0.41 mg/L	65.60 NTU	-23.7 mV	15.14 ft	200.00 ml/min
5/15/2024 10:17 AM	05:00	6.90 pH	18.86 °C	738.89 µS/cm	0.38 mg/L	72.30 NTU	-12.8 mV	15.14 ft	200.00 ml/min
5/15/2024 10:22 AM	10:00	6.86 pH	18.82 °C	728.49 µS/cm	0.38 mg/L	55.40 NTU	-5.8 mV	15.14 ft	200.00 ml/min
5/15/2024 10:27 AM	15:00	6.89 pH	18.79 °C	713.40 µS/cm	0.34 mg/L	50.40 NTU	4.9 mV	15.14 ft	200.00 ml/min
5/15/2024 10:32 AM	20:00	6.87 pH	18.76 °C	716.36 µS/cm	0.35 mg/L	35.20 NTU	6.4 mV	15.14 ft	200.00 ml/min
5/15/2024 10:37 AM	25:00	6.92 pH	18.98 °C	714.92 µS/cm	0.36 mg/L	32.00 NTU	10.5 mV	15.14 ft	200.00 ml/min
5/15/2024 10:42 AM	30:00	6.91 pH	18.99 °C	721.19 µS/cm	0.34 mg/L	25.70 NTU	8.1 mV	15.15 ft	200.00 ml/min
5/15/2024 10:47 AM	35:00	6.88 pH	19.08 °C	719.67 µS/cm	0.31 mg/L	22.90 NTU	9.9 mV	15.15 ft	200.00 ml/min
5/15/2024 10:52 AM	40:00	6.92 pH	19.06 °C	716.50 µS/cm	0.34 mg/L	19.30 NTU	11.9 mV	15.15 ft	200.00 ml/min
5/15/2024 10:57 AM	45:00	6.89 pH	19.05 °C	716.11 µS/cm	0.33 mg/L	16.00 NTU	12.2 mV	15.15 ft	200.00 ml/min
5/15/2024 11:02 AM	50:00	6.92 pH	19.51 °C	719.47 µS/cm	0.33 mg/L	12.70 NTU	10.8 mV	15.15 ft	200.00 ml/min
5/15/2024 11:07 AM	55:00	6.92 pH	19.28 °C	715.52 µS/cm	0.37 mg/L	12.84 NTU	12.5 mV	15.15 ft	200.00 ml/min
5/15/2024 11:12 AM	01:00:00	6.91 pH	19.68 °C	713.72 µS/cm	0.33 mg/L	10.77 NTU	14.3 mV	15.15 ft	200.00 ml/min

5/15/2024 11:17 AM	01:05:00	6.90 pH	19.82 °C	716.90 µS/cm	0.32 mg/L	9.98 NTU	11.8 mV	15.15 ft	200.00 ml/min
5/15/2024 11:22 AM	01:10:00	6.91 pH	19.77 °C	709.96 µS/cm	0.30 mg/L	8.56 NTU	16.1 mV	15.16 ft	200.00 ml/min
5/15/2024 11:27 AM	01:15:00	6.91 pH	20.03 °C	712.22 µS/cm	0.28 mg/L	7.72 NTU	16.1 mV	15.16 ft	200.00 ml/min
5/15/2024 11:32 AM	01:20:00	6.92 pH	20.09 °C	712.26 µS/cm	0.28 mg/L	6.32 NTU	14.0 mV	15.16 ft	200.00 ml/min
5/15/2024 11:37 AM	01:25:00	6.93 pH	19.90 °C	717.20 µS/cm	0.28 mg/L	6.86 NTU	14.2 mV	15.16 ft	200.00 ml/min
5/15/2024 11:42 AM	01:30:00	6.92 pH	20.22 °C	709.75 µS/cm	0.25 mg/L	3.57 NTU	17.3 mV	15.16 ft	200.00 ml/min
5/15/2024 11:47 AM	01:35:00	6.92 pH	20.00 °C	707.36 µS/cm	0.25 mg/L	4.92 NTU	20.1 mV	15.16 ft	200.00 ml/min

Samples

Sample ID:	Description:
HAM-PT-10	Grab.
HAM-AP1-FD-01	Grab.

Created using VuSitu from In-Situ, Inc.

Low-Flow Test Report:

Test Date / Time: 5/14/2024 2:45:08 PM
Project: Plant Hammond
Operator Name: Jamie Newsome

Location Name: PT-11 **Well Diameter: 2 in** **Casing Type: PVC** **Screen Length: 10 ft** **Top of Screen: 17 ft** **Total Depth: 27 ft** **Initial Depth to Water: 11.37 ft**	**Pump Type: Peri** **Tubing Type: Poly** **Pump Intake From TOC: 22 ft** **Estimated Total Volume Pumped: 7 liter** **Flow Cell Volume: 90 ml** **Final Flow Rate: 200 ml/min** **Final Draw Down: 0.03 ft**	**Instrument Used: Aqua TROLL 400** **Serial Number: 966105**

Test Notes:
Full App. III and IV and Major Ions (no RADs).

Weather Conditions:
Light rain, 70F.

Low-Flow Readings:

Date Time	Elapsed Time	pH	Temperature	Specific Conductivity	RDO Concentration	Turbidity	ORP	Depth to Water	Flow
		+/- 0.1	+/- 0.5	+/- 3 %	+/- 0.2	+/- 5	+/- 10	+/- 0.3	
5/14/2024 2:45 PM	00:00	7.02 pH	18.01 °C	675.49 µS/cm	0.18 mg/L	4.88 NTU	45.5 mV	11.37 ft	200.00 ml/min
5/14/2024 2:50 PM	05:00	6.98 pH	17.98 °C	675.33 µS/cm	0.12 mg/L	1.54 NTU	35.9 mV	11.37 ft	200.00 ml/min
5/14/2024 2:55 PM	10:00	6.97 pH	17.96 °C	678.01 µS/cm	0.10 mg/L	1.27 NTU	32.2 mV	11.37 ft	200.00 ml/min
5/14/2024 3:00 PM	15:00	6.97 pH	17.85 °C	677.20 µS/cm	0.09 mg/L	1.10 NTU	30.6 mV	11.37 ft	200.00 ml/min
5/14/2024 3:05 PM	20:00	6.97 pH	17.94 °C	676.22 µS/cm	0.08 mg/L	1.02 NTU	29.6 mV	11.40 ft	200.00 ml/min
5/14/2024 3:10 PM	25:00	6.98 pH	18.00 °C	673.82 µS/cm	0.09 mg/L	1.15 NTU	27.1 mV	11.40 ft	200.00 ml/min
5/14/2024 3:15 PM	30:00	6.98 pH	18.11 °C	676.01 µS/cm	0.07 mg/L	1.43 NTU	28.7 mV	11.40 ft	200.00 ml/min

Samples

Sample ID:	Description:
HAM-PT-11	Grab.

Low-Flow Test Report:

Test Date / Time: 5/14/2024 11:30:05 AM
Project: Plant Hammond
Operator Name: Jamie Newsome

Location Name: PT-12 **Well Diameter: 2 in** **Casing Type: PVC** **Screen Length: 10 ft** **Top of Screen: 17 ft** **Total Depth: 27 ft** **Initial Depth to Water: 11.25 ft**	**Pump Type: Peri** **Tubing Type: Poly** **Pump Intake From TOC: 22 ft** **Estimated Total Volume Pumped: 5.5 liter** **Flow Cell Volume: 90 ml** **Final Flow Rate: 100 ml/min** **Final Draw Down: 0 ft**	**Instrument Used: Aqua TROLL 400** **Serial Number: 966105**

Test Notes:
Full App. III and IV and Major Ions (no RADs).

Weather Conditions:
Cloudy, 65F

Low-Flow Readings:

Date Time	Elapsed Time	pH	Temperature	Specific Conductivity	RDO Concentration	Turbidity	ORP	Depth to Water	Flow
		+/- 0.1	+/- 0.5	+/- 3 %	+/- 0.2	+/- 5	+/- 10	+/- 0.3	
5/14/2024 11:30 AM	00:00	6.58 pH	17.76 °C	679.33 µS/cm	0.20 mg/L	6.24 NTU	61.4 mV	11.25 ft	200.00 ml/min
5/14/2024 11:35 AM	05:00	6.57 pH	17.95 °C	689.70 µS/cm	0.21 mg/L	6.40 NTU	49.5 mV	11.25 ft	200.00 ml/min
5/14/2024 11:40 AM	10:00	6.57 pH	18.08 °C	689.22 µS/cm	0.19 mg/L	5.87 NTU	59.3 mV	11.25 ft	200.00 ml/min
5/14/2024 11:45 AM	15:00	6.57 pH	18.30 °C	688.05 µS/cm	0.22 mg/L	4.72 NTU	59.4 mV	11.25 ft	200.00 ml/min
5/14/2024 11:50 AM	20:00	6.57 pH	18.43 °C	688.65 µS/cm	0.22 mg/L	5.20 NTU	59.0 mV	11.25 ft	100.00 ml/min
5/14/2024 11:55 AM	25:00	6.58 pH	18.66 °C	687.32 µS/cm	0.27 mg/L	4.84 NTU	58.7 mV	11.25 ft	100.00 ml/min
5/14/2024 12:00 PM	30:00	6.58 pH	18.81 °C	685.68 µS/cm	0.32 mg/L	4.71 NTU	58.8 mV	11.25 ft	100.00 ml/min

Samples

Sample ID:	Description:
HAM-PT-12	Grab.

Low-Flow Test Report:

Test Date / Time: 5/15/2024 5:25:06 PM
Project: Plant Hammond
Operator Name: Jamie Newsome

Location Name: PT-13 **Well Diameter: 2 in** **Casing Type: PVC** **Screen Length: 10 ft** **Top of Screen: 35 ft** **Total Depth: 45 ft** **Initial Depth to Water: 24.57 ft**	**Pump Type: Bladder** **Tubing Type: Poly** **Pump Intake From TOC: 40 ft** **Estimated Total Volume Pumped: 8.2 liter** **Flow Cell Volume: 90 ml** **Final Flow Rate: 100 ml/min** **Final Draw Down: 0.04 ft**	**Instrument Used: Aqua TROLL 400** **Serial Number: 966105**

Test Notes:
Full App. III and IV and Major Ions (no RADs).
Fe2+ = 2.5 mg/L.

Weather Conditions:
Partly cloudy, 75F.

Low-Flow Readings:

Date Time	Elapsed Time	pH	Temperature	Specific Conductivity	RDO Concentration	Turbidity	ORP	Depth to Water	Flow
		+/- 0.1	+/- 0.5	+/- 3 %	+/- 0.2	+/- 5	+/- 10	+/- 0.3	
5/15/2024 5:25 PM	00:00	6.90 pH	19.68 °C	677.73 µS/cm	0.88 mg/L	11.20 NTU	-90.6 mV	24.57 ft	100.00 ml/min
5/15/2024 5:30 PM	05:00	6.93 pH	19.23 °C	680.71 µS/cm	1.02 mg/L	9.34 NTU	-99.0 mV	24.57 ft	100.00 ml/min
5/15/2024 5:35 PM	10:00	6.94 pH	19.10 °C	681.15 µS/cm	1.21 mg/L	7.75 NTU	-97.5 mV	24.57 ft	100.00 ml/min
5/15/2024 5:40 PM	15:00	6.93 pH	19.10 °C	681.34 µS/cm	1.20 mg/L	7.13 NTU	-99.3 mV	24.57 ft	100.00 ml/min
5/15/2024 5:45 PM	20:00	6.93 pH	18.94 °C	681.37 µS/cm	1.35 mg/L	13.62 NTU	-95.9 mV	24.57 ft	100.00 ml/min
5/15/2024 5:50 PM	25:00	6.93 pH	18.83 °C	683.12 µS/cm	1.15 mg/L	12.36 NTU	-96.7 mV	24.57 ft	100.00 ml/min
5/15/2024 5:55 PM	30:00	6.94 pH	18.78 °C	682.89 µS/cm	1.01 mg/L	9.89 NTU	-100.1 mV	24.57 ft	100.00 ml/min
5/15/2024 6:00 PM	35:00	6.94 pH	18.79 °C	682.69 µS/cm	1.10 mg/L	8.97 NTU	-99.3 mV	24.57 ft	100.00 ml/min
5/15/2024 6:05 PM	40:00	6.93 pH	18.97 °C	682.73 µS/cm	1.12 mg/L	8.12 NTU	-99.2 mV	24.57 ft	100.00 ml/min
5/15/2024 6:10 PM	45:00	6.93 pH	19.07 °C	682.16 µS/cm	1.04 mg/L	7.17 NTU	-99.9 mV	24.61 ft	100.00 ml/min
5/15/2024 6:15 PM	50:00	6.93 pH	19.12 °C	681.98 µS/cm	1.08 mg/L	6.67 NTU	-99.6 mV	24.61 ft	100.00 ml/min
5/15/2024 6:20 PM	55:00	6.93 pH	18.91 °C	682.48 µS/cm	1.10 mg/L	6.27 NTU	-96.8 mV	24.61 ft	100.00 ml/min
5/15/2024 6:25 PM	01:00:00	6.93 pH	18.74 °C	682.62 µS/cm	1.29 mg/L	6.95 NTU	-95.4 mV	24.61 ft	100.00 ml/min

5/15/2024 6:30 PM	01:05:00	6.93 pH	18.74 °C	682.98 µS/cm	1.03 mg/L	6.16 NTU	-96.6 mV	24.61 ft	100.00 ml/min
5/15/2024 6:35 PM	01:10:00	6.93 pH	18.65 °C	683.56 µS/cm	0.97 mg/L	5.40 NTU	-99.2 mV	24.61 ft	100.00 ml/min
5/15/2024 6:40 PM	01:15:00	6.93 pH	18.64 °C	683.83 µS/cm	1.10 mg/L	4.82 NTU	-98.3 mV	24.61 ft	100.00 ml/min

Samples

Sample ID:	Description:
HAM-PT-13	Grab.

Created using VuSitu from In-Situ, Inc.

Low-Flow Test Report:

Test Date / Time: 5/15/2024 5:02:23 PM
Project: Plant Hammond
Operator Name: Anthony Szwast

Location Name: PT-14 **Well Diameter: 2 in** **Casing Type: PVC** **Screen Length: 10 ft** **Top of Screen: 35 ft** **Total Depth: 45 ft** **Initial Depth to Water: 24.48 ft**	**Pump Type: Bladder** **Tubing Type: Poly** **Pump Intake From TOC: 40 ft** **Estimated Total Volume Pumped: 15.4 liter** **Flow Cell Volume: 90 ml** **Final Flow Rate: 200 ml/min** **Final Draw Down: 0.05 ft**	**Instrument Used: Aqua TROLL 400** **Serial Number: 850751**

Test Notes:
Full App. III and IV and Major Ions (no RADs).
Fe2+ = 3.0 mg/L.

Weather Conditions:
Sunny, 70 deg. F.

Low-Flow Readings:

Date Time	Elapsed Time	pH	Temperature	Specific Conductivity	RDO Concentration	Turbidity	ORP	Depth to Water	Flow
		+/- 0.1	+/- 0.5	+/- 5 %	+/- 0.2	+/- 5	+/- 10	+/- 0.3	
5/15/2024 5:02 PM	00:00	6.63 pH	21.21 °C	654.87 µS/cm	0.86 mg/L	93.20 NTU	-126.0 mV	24.49 ft	100.00 ml/min
5/15/2024 5:07 PM	05:00	6.71 pH	19.85 °C	665.04 µS/cm	0.48 mg/L	89.10 NTU	-127.2 mV	24.49 ft	100.00 ml/min
5/15/2024 5:12 PM	10:00	6.73 pH	19.06 °C	667.24 µS/cm	0.33 mg/L	69.30 NTU	-126.1 mV	24.51 ft	200.00 ml/min
5/15/2024 5:17 PM	15:00	6.75 pH	19.28 °C	664.55 µS/cm	0.23 mg/L	44.50 NTU	-120.4 mV	24.51 ft	200.00 ml/min
5/15/2024 5:22 PM	20:00	6.75 pH	19.00 °C	667.67 µS/cm	0.18 mg/L	30.90 NTU	-119.3 mV	24.51 ft	200.00 ml/min
5/15/2024 5:27 PM	25:00	6.76 pH	18.88 °C	668.74 µS/cm	0.15 mg/L	20.40 NTU	-118.2 mV	24.52 ft	200.00 ml/min
5/15/2024 5:32 PM	30:00	6.85 pH	19.53 °C	0.72 µS/cm	5.30 mg/L	16.20 NTU	-62.3 mV	24.52 ft	200.00 ml/min
5/15/2024 5:37 PM	35:00	6.74 pH	18.97 °C	670.06 µS/cm	0.30 mg/L	96.20 NTU	-106.1 mV	24.52 ft	200.00 ml/min
5/15/2024 5:42 PM	40:00	6.76 pH	18.88 °C	671.64 µS/cm	0.15 mg/L	57.80 NTU	-109.6 mV	24.52 ft	200.00 ml/min
5/15/2024 5:47 PM	45:00	6.76 pH	18.84 °C	670.94 µS/cm	0.12 mg/L	35.70 NTU	-111.0 mV	24.52 ft	200.00 ml/min
5/15/2024 5:52 PM	50:00	6.77 pH	18.78 °C	671.50 µS/cm	0.10 mg/L	21.40 NTU	-111.7 mV	24.53 ft	200.00 ml/min
5/15/2024 5:57 PM	55:00	6.77 pH	18.72 °C	671.66 µS/cm	0.09 mg/L	18.90 NTU	-111.6 mV	24.51 ft	200.00 ml/min
5/15/2024 6:02 PM	01:00:00	6.77 pH	18.77 °C	671.48 µS/cm	0.08 mg/L	11.90 NTU	-111.5 mV	24.53 ft	200.00 ml/min

5/15/2024 6:07 PM	01:05:00	6.78 pH	18.88 °C	670.46 µS/cm	0.07 mg/L	9.45 NTU	-111.1 mV	24.53 ft	200.00 ml/min
5/15/2024 6:12 PM	01:10:00	6.78 pH	19.10 °C	668.71 µS/cm	0.06 mg/L	7.68 NTU	-110.7 mV	24.53 ft	200.00 ml/min
5/15/2024 6:17 PM	01:15:00	6.78 pH	18.88 °C	671.20 µS/cm	0.06 mg/L	5.68 NTU	-110.1 mV	24.53 ft	200.00 ml/min
5/15/2024 6:22 PM	01:20:00	6.78 pH	18.75 °C	671.71 µS/cm	0.05 mg/L	4.99 NTU	-110.0 mV	24.53 ft	200.00 ml/min

Samples

Sample ID:	Description:
HAM-PT-14	Grab.

Created using VuSitu from In-Situ, Inc.

Low-Flow Test Report:

Test Date / Time: 5/15/2024 3:35:08 PM
Project: Plant Hammond
Operator Name: Jamie Newsome

Location Name: PT-15 **Well Diameter: 2 in** **Casing Type: PVC** **Screen Length: 10 ft** **Top of Screen: 35 ft** **Total Depth: 45 ft** **Initial Depth to Water: 24.42 ft**	**Pump Type: Bladder** **Tubing Type: Poly** **Pump Intake From TOC: 40 ft** **Estimated Total Volume Pumped: 4 liter** **Flow Cell Volume: 90 ml** **Final Flow Rate: 100 ml/min** **Final Draw Down: 0.03 ft**	**Instrument Used: Aqua TROLL 400** **Serial Number: 966105**

Test Notes:
Full App. III and IV and Major Ions (no RADs).
Fe 2+ = 2.5 mg/L.

Weather Conditions:
Partly cloudy, 75F.

Low-Flow Readings:

Date Time	Elapsed Time	pH	Temperature	Specific Conductivity	RDO Concentration	Turbidity	ORP	Depth to Water	Flow
		+/- 0.1	+/- 0.5	+/- 3 %	+/- 0.2	+/- 5	+/- 10	+/- 0.3	
5/15/2024 3:35 PM	00:00	7.00 pH	19.78 °C	776.12 µS/cm	0.19 mg/L	1.38 NTU	-123.5 mV	24.42 ft	100.00 ml/min
5/15/2024 3:40 PM	05:00	7.00 pH	19.63 °C	779.55 µS/cm	0.18 mg/L	0.69 NTU	-125.7 mV	24.42 ft	100.00 ml/min
5/15/2024 3:45 PM	10:00	6.99 pH	20.21 °C	789.34 µS/cm	0.17 mg/L	0.28 NTU	-125.6 mV	24.42 ft	100.00 ml/min
5/15/2024 3:50 PM	15:00	7.00 pH	20.44 °C	839.74 µS/cm	0.14 mg/L	1.61 NTU	-122.9 mV	24.42 ft	100.00 ml/min
5/15/2024 3:55 PM	20:00	7.01 pH	20.04 °C	849.30 µS/cm	0.12 mg/L	1.83 NTU	-120.1 mV	24.42 ft	100.00 ml/min
5/15/2024 4:00 PM	25:00	7.01 pH	20.21 °C	859.17 µS/cm	0.11 mg/L	0.93 NTU	-118.7 mV	24.45 ft	100.00 ml/min
5/15/2024 4:05 PM	30:00	7.01 pH	20.45 °C	863.09 µS/cm	0.10 mg/L	0.77 NTU	-118.3 mV	24.45 ft	100.00 ml/min

Samples

Sample ID:	Description:
HAM-PT-15	Grab.

Low-Flow Test Report:

Test Date / Time: 5/29/2024 12:44:33 PM
Project: Plant Hammond
Operator Name: Zain Webb

Location Name: AS-01 **Well Diameter: 2 in** **Casing Type: PVC** **Screen Length: 10 ft** **Top of Screen: 17 ft** **Total Depth: 27 ft** **Initial Depth to Water: 11.38 ft**	**Pump Type: Peristaltic** **Tubing Type: Polyethylene** **Pump Intake From TOC: 22 ft** **Estimated Total Volume Pumped: 14.25 liter** **Flow Cell Volume: 90 ml** **Final Flow Rate: 150 ml/min** **Final Draw Down: 0.11 ft**	**Instrument Used: Aqua TROLL 400** **Serial Number: 965586**

Test Notes:
Appendix III and IV and Major Ions (no RADs).
Fe2+ = 0 mg/L.
Fe = 0 mg/L.

Weather Conditions:
Sunny, 80 degrees F.

Low-Flow Readings:

Date Time	Elapsed Time	pH	Temperature	Specific Conductivity	RDO Concentration	Turbidity	ORP	Depth to Water	Flow
		+/- 0.1	+/- 0.5	+/- 5 %	+/- 0.2	+/- 5	+/- 10	+/- 0.3	
5/29/2024 12:44 PM	00:00	7.53 pH	20.88 °C	840.04 µS/cm	2.98 mg/L	2.99 NTU	-77.5 mV	11.38 ft	150.00 ml/min
5/29/2024 12:49 PM	05:00	7.54 pH	19.80 °C	863.27 µS/cm	0.91 mg/L	2.57 NTU	-57.4 mV	11.47 ft	150.00 ml/min
5/29/2024 12:54 PM	10:00	7.52 pH	19.85 °C	854.17 µS/cm	1.57 mg/L	2.12 NTU	-59.5 mV	11.48 ft	150.00 ml/min
5/29/2024 12:59 PM	15:00	7.49 pH	19.76 °C	865.61 µS/cm	1.23 mg/L	1.73 NTU	-83.2 mV	11.49 ft	150.00 ml/min
5/29/2024 1:04 PM	20:00	7.46 pH	19.86 °C	872.27 µS/cm	1.14 mg/L	1.07 NTU	-49.7 mV	11.49 ft	150.00 ml/min
5/29/2024 1:09 PM	25:00	7.45 pH	19.91 °C	872.76 µS/cm	2.09 mg/L	0.99 NTU	-76.1 mV	11.49 ft	150.00 ml/min
5/29/2024 1:14 PM	30:00	7.42 pH	19.99 °C	870.17 µS/cm	0.44 mg/L	0.76 NTU	-44.0 mV	11.49 ft	150.00 ml/min
5/29/2024 1:19 PM	35:00	7.41 pH	20.03 °C	884.25 µS/cm	0.47 mg/L	0.40 NTU	-44.2 mV	11.49 ft	150.00 ml/min
5/29/2024 1:24 PM	40:00	7.40 pH	19.96 °C	866.45 µS/cm	2.21 mg/L	0.43 NTU	-41.6 mV	11.49 ft	150.00 ml/min
5/29/2024 1:29 PM	45:00	7.40 pH	20.01 °C	880.70 µS/cm	0.57 mg/L	0.50 NTU	-39.8 mV	11.49 ft	150.00 ml/min
5/29/2024 1:34 PM	50:00	7.38 pH	20.13 °C	875.48 µS/cm	1.63 mg/L	0.87 NTU	-37.9 mV	11.49 ft	150.00 ml/min
5/29/2024 1:39 PM	55:00	7.37 pH	20.21 °C	865.85 µS/cm	0.38 mg/L	0.44 NTU	-35.9 mV	11.49 ft	150.00 ml/min
5/29/2024 1:44 PM	01:00:00	7.37 pH	19.90 °C	868.81 µS/cm	0.48 mg/L	0.48 NTU	-33.5 mV	11.49 ft	150.00 ml/min

5/29/2024 1:47 PM	01:02:29	7.37 pH	20.03 °C	818.62 µS/cm	0.50 mg/L	0.48 NTU	-32.7 mV	11.49 ft	150.00 ml/min
5/29/2024 1:52 PM	01:07:29	7.36 pH	20.03 °C	875.39 µS/cm	0.53 mg/L	0.17 NTU	-30.6 mV	11.49 ft	150.00 ml/min
5/29/2024 1:54 PM	01:10:21	7.35 pH	20.21 °C	795.78 µS/cm	0.49 mg/L	0.28 NTU	-29.2 mV	11.49 ft	150.00 ml/min
5/29/2024 1:59 PM	01:15:21	7.35 pH	20.22 °C	833.20 µS/cm	0.54 mg/L	0.30 NTU	-29.8 mV	11.49 ft	150.00 ml/min
5/29/2024 2:04 PM	01:20:21	7.35 pH	20.11 °C	848.09 µS/cm	0.68 mg/L	0.11 NTU	-28.7 mV	11.49 ft	150.00 ml/min
5/29/2024 2:09 PM	01:25:21	7.36 pH	20.17 °C	864.90 µS/cm	0.61 mg/L	0.56 NTU	-26.7 mV	11.49 ft	150.00 ml/min

Samples

Sample ID:	Description:
HAM-AS-01	Grab.

Created using VuSitu from In-Situ, Inc.

Low-Flow Test Report:

Test Date / Time: 5/30/2024 9:07:43 AM
Project: Plant Hammond
Operator Name: Zain Webb

Location Name: PT-09 **Well Diameter: 2 in** **Casing Type: PVC** **Screen Length: 10 ft** **Top of Screen: 20.47 ft** **Total Depth: 30.47 ft** **Initial Depth to Water: 14.94 ft**	**Pump Type: Peristaltic** **Tubing Type: Polyethylene** **Pump Intake From TOC: 25.47 ft** **Estimated Total Volume Pumped: 24.75 liter** **Flow Cell Volume: 90 ml** **Final Flow Rate: 150 ml/min** **Final Draw Down: 0.01 ft**	**Instrument Used: Aqua TROLL 400** **Serial Number: 965586**

Test Notes:
Appendix III and IV, Major Ions, and Treatability Study Sample (no RADs).
Fe2+ = 0 mg/L.
Fe = 0 mg/L.

Weather Conditions:
Sunny, 75 degrees F.

Low-Flow Readings:

Date Time	Elapsed Time	pH	Temperature	Specific Conductivity	RDO Concentration	Turbidity	ORP	Depth to Water	Flow
		+/- 0.1	+/- 0.5	+/- 5 %	+/- 0.2	+/- 5	+/- 10	+/- 0.3	
5/30/2024 9:07 AM	00:00	6.83 pH	18.39 °C	688.12 µS/cm	0.22 mg/L	++++	47.0 mV	14.94 ft	150.00 ml/min
5/30/2024 9:12 AM	05:00	6.84 pH	18.47 °C	760.88 µS/cm	0.14 mg/L	++++	66.3 mV	14.95 ft	150.00 ml/min
5/30/2024 9:17 AM	10:00	6.86 pH	18.61 °C	742.55 µS/cm	0.12 mg/L	++++	60.1 mV	14.95 ft	150.00 ml/min
5/30/2024 9:22 AM	15:00	6.87 pH	18.72 °C	747.90 µS/cm	0.10 mg/L	++++	76.1 mV	14.95 ft	150.00 ml/min
5/30/2024 9:27 AM	20:00	6.88 pH	18.78 °C	730.72 µS/cm	0.09 mg/L	++++	65.2 mV	14.95 ft	150.00 ml/min
5/30/2024 9:32 AM	25:00	6.89 pH	18.88 °C	735.76 µS/cm	0.09 mg/L	++++	82.7 mV	14.95 ft	150.00 ml/min
5/30/2024 9:37 AM	30:00	6.91 pH	18.99 °C	727.93 µS/cm	0.08 mg/L	++++	70.3 mV	14.95 ft	150.00 ml/min
5/30/2024 9:42 AM	35:00	6.91 pH	19.14 °C	729.82 µS/cm	0.07 mg/L	++++	91.2 mV	14.95 ft	150.00 ml/min
5/30/2024 9:47 AM	40:00	6.91 pH	19.23 °C	716.96 µS/cm	0.07 mg/L	99.40 NTU	77.0 mV	14.95 ft	150.00 ml/min
5/30/2024 9:52 AM	45:00	6.92 pH	19.19 °C	722.21 µS/cm	0.07 mg/L	82.60 NTU	99.4 mV	14.95 ft	150.00 ml/min
5/30/2024 9:57 AM	50:00	6.92 pH	19.23 °C	723.97 µS/cm	0.07 mg/L	80.60 NTU	80.6 mV	14.95 ft	150.00 ml/min
5/30/2024 10:02 AM	55:00	6.93 pH	19.25 °C	723.61 µS/cm	0.07 mg/L	68.90 NTU	102.3 mV	14.95 ft	150.00 ml/min
5/30/2024 10:07 AM	01:00:00	6.94 pH	19.44 °C	719.47 µS/cm	0.08 mg/L	66.00 NTU	82.5 mV	14.95 ft	150.00 ml/min

5/30/2024 10:12 AM	01:05:00	6.95 pH	19.41 °C	717.41 µS/cm	0.08 mg/L	54.90 NTU	105.8 mV	14.95 ft	150.00 ml/min
5/30/2024 10:17 AM	01:10:00	6.97 pH	19.41 °C	712.56 µS/cm	0.08 mg/L	43.60 NTU	83.8 mV	14.95 ft	150.00 ml/min
5/30/2024 10:22 AM	01:15:00	6.97 pH	19.35 °C	716.02 µS/cm	0.07 mg/L	37.50 NTU	79.8 mV	14.95 ft	150.00 ml/min
5/30/2024 10:27 AM	01:20:00	6.99 pH	19.41 °C	715.33 µS/cm	0.07 mg/L	31.30 NTU	103.2 mV	14.95 ft	150.00 ml/min
5/30/2024 10:32 AM	01:25:00	6.97 pH	19.46 °C	712.25 µS/cm	0.07 mg/L	28.20 NTU	82.3 mV	14.95 ft	150.00 ml/min
5/30/2024 10:37 AM	01:30:00	6.97 pH	19.39 °C	718.79 µS/cm	0.07 mg/L	25.50 NTU	102.1 mV	14.95 ft	150.00 ml/min
5/30/2024 10:42 AM	01:35:00	6.99 pH	19.45 °C	715.90 µS/cm	0.06 mg/L	22.50 NTU	105.8 mV	14.95 ft	150.00 ml/min
5/30/2024 10:47 AM	01:40:00	6.98 pH	19.46 °C	711.90 µS/cm	0.06 mg/L	20.60 NTU	80.9 mV	14.95 ft	150.00 ml/min
5/30/2024 10:52 AM	01:45:00	7.00 pH	19.44 °C	712.95 µS/cm	0.06 mg/L	19.30 NTU	101.1 mV	14.95 ft	150.00 ml/min
5/30/2024 10:57 AM	01:50:00	7.02 pH	19.46 °C	707.88 µS/cm	0.06 mg/L	16.70 NTU	79.5 mV	14.95 ft	150.00 ml/min
5/30/2024 11:02 AM	01:55:00	7.02 pH	19.35 °C	713.67 µS/cm	0.06 mg/L	13.40 NTU	76.7 mV	14.95 ft	150.00 ml/min
5/30/2024 11:07 AM	02:00:00	7.04 pH	19.45 °C	712.10 µS/cm	0.06 mg/L	12.90 NTU	100.6 mV	14.95 ft	150.00 ml/min
5/30/2024 11:12 AM	02:05:00	7.04 pH	19.43 °C	705.54 µS/cm	0.05 mg/L	10.33 NTU	81.4 mV	14.95 ft	150.00 ml/min
5/30/2024 11:17 AM	02:10:00	7.05 pH	19.48 °C	708.45 µS/cm	0.05 mg/L	9.76 NTU	78.9 mV	14.95 ft	150.00 ml/min
5/30/2024 11:22 AM	02:15:00	7.04 pH	19.50 °C	711.64 µS/cm	0.05 mg/L	7.94 NTU	102.9 mV	14.95 ft	150.00 ml/min
5/30/2024 11:27 AM	02:20:00	7.06 pH	19.50 °C	705.54 µS/cm	0.05 mg/L	6.92 NTU	81.5 mV	14.95 ft	150.00 ml/min
5/30/2024 11:32 AM	02:25:00	7.07 pH	19.47 °C	706.63 µS/cm	0.05 mg/L	6.48 NTU	103.6 mV	14.95 ft	150.00 ml/min
5/30/2024 11:37 AM	02:30:00	7.05 pH	19.49 °C	702.56 µS/cm	0.05 mg/L	6.24 NTU	82.7 mV	14.95 ft	150.00 ml/min
5/30/2024 11:42 AM	02:35:00	7.05 pH	19.58 °C	707.31 µS/cm	0.05 mg/L	5.41 NTU	106.4 mV	14.95 ft	150.00 ml/min
5/30/2024 11:47 AM	02:40:00	7.06 pH	19.69 °C	703.83 µS/cm	0.05 mg/L	4.71 NTU	83.4 mV	14.95 ft	150.00 ml/min

Samples

Sample ID:	Description:
HAM-PT-09	Grab.
HAM-AP1-FD-01	Grab.
HAM-PT-09-TS-WG-05302024	Grab.

Low-Flow Test Report:

Test Date / Time: 5/30/2024 2:05:29 PM
Project: Plant Hammond
Operator Name: Zain Webb

Location Name: PT-10 **Well Diameter: 2 in** **Casing Type: PVC** **Screen Length: 10 ft** **Top of Screen: 20.45 ft** **Total Depth: 30.45 ft** **Initial Depth to Water: 14.98 ft**	**Pump Type: Peristaltic** **Tubing Type: Polyethylene** **Pump Intake From TOC: 25.45 ft** **Estimated Total Volume Pumped: 5.25 liter** **Flow Cell Volume: 90 ml** **Final Flow Rate: 150 ml/min** **Final Draw Down: 0.1 ft**	**Instrument Used: Aqua TROLL 400** **Serial Number: 965586**

Test Notes:
Appendix III and IV, Major Ions, and Treatability Study Sample (no RADs).
Fe2+ = 0 mg/L.
Fe = 0 mg/L.

Weather Conditions:
Sunny, 80 degrees F.

Low-Flow Readings:

Date Time	Elapsed Time	pH	Temperature	Specific Conductivity	RDO Concentration	Turbidity	ORP	Depth to Water	Flow
		+/- 0.1	+/- 0.5	+/- 5 %	+/- 0.2	+/- 5	+/- 10	+/- 0.3	
5/30/2024 2:05 PM	00:00	6.75 pH	20.31 °C	641.23 µS/cm	0.51 mg/L	16.10 NTU	33.4 mV	14.98 ft	150.00 ml/min
5/30/2024 2:10 PM	05:00	6.87 pH	20.03 °C	691.81 µS/cm	0.51 mg/L	8.38 NTU	15.2 mV	15.08 ft	150.00 ml/min
5/30/2024 2:15 PM	10:00	6.96 pH	20.24 °C	710.77 µS/cm	0.53 mg/L	6.54 NTU	21.4 mV	15.08 ft	150.00 ml/min
5/30/2024 2:20 PM	15:00	6.86 pH	20.12 °C	701.76 µS/cm	0.46 mg/L	4.46 NTU	30.0 mV	15.08 ft	150.00 ml/min
5/30/2024 2:25 PM	20:00	6.85 pH	20.21 °C	695.18 µS/cm	0.43 mg/L	3.92 NTU	34.9 mV	15.08 ft	150.00 ml/min
5/30/2024 2:30 PM	25:00	6.83 pH	20.17 °C	672.75 µS/cm	0.46 mg/L	3.28 NTU	40.0 mV	15.08 ft	150.00 ml/min
5/30/2024 2:35 PM	30:00	6.81 pH	20.16 °C	664.75 µS/cm	0.43 mg/L	3.01 NTU	52.5 mV	15.08 ft	150.00 ml/min

Samples

Sample ID:	Description:
HAM-PT-10	Grab.
HAM-PT-10-TS-WG-05302024	Grab.

Created using VuSitu from In-Situ, Inc.

Low-Flow Test Report:

Test Date / Time: 5/29/2024 3:32:11 PM
Project: Plant Hammond
Operator Name: Zain Webb

Location Name: PT-11 **Well Diameter: 2 in** **Casing Type: PVC** **Screen Length: 10 ft** **Top of Screen: 17 ft** **Total Depth: 27 ft** **Initial Depth to Water: 11.3 ft**	**Pump Type: Peristaltic** **Tubing Type: Polyethylene** **Pump Intake From TOC: 22 ft** **Estimated Total Volume Pumped: 10.65 liter** **Flow Cell Volume: 90 ml** **Final Flow Rate: 150 ml/min** **Final Draw Down: 0.04 ft**	**Instrument Used: Aqua TROLL 400** **Serial Number: 965586**

Test Notes:
Appendix III and IV and Major Ions (no RADs).
Fe2+ = 0 mg/L.
Fe = 0 mg/L.

Weather Conditions:
Sunny, 80 degrees F.

Low-Flow Readings:

Date Time	Elapsed Time	pH	Temperature	Specific Conductivity	RDO Concentration	Turbidity	ORP	Depth to Water	Flow
		+/- 0.1	+/- 0.5	+/- 5 %	+/- 0.2	+/- 5	+/- 10	+/- 0.3	
5/29/2024 3:32 PM	00:00	7.18 pH	25.73 °C	609.75 µS/cm	0.72 mg/L	21.20 NTU	76.3 mV	11.30 ft	150.00 ml/min
5/29/2024 3:37 PM	05:00	6.96 pH	19.68 °C	728.70 µS/cm	0.41 mg/L	20.60 NTU	100.5 mV	11.32 ft	150.00 ml/min
5/29/2024 3:42 PM	10:00	6.94 pH	19.36 °C	726.23 µS/cm	0.40 mg/L	18.10 NTU	143.3 mV	11.33 ft	150.00 ml/min
5/29/2024 3:47 PM	15:00	6.97 pH	19.48 °C	727.51 µS/cm	0.37 mg/L	13.60 NTU	160.6 mV	11.33 ft	150.00 ml/min
5/29/2024 3:52 PM	20:00	6.97 pH	19.52 °C	726.39 µS/cm	0.36 mg/L	10.41 NTU	172.6 mV	11.34 ft	150.00 ml/min
5/29/2024 3:57 PM	25:00	6.98 pH	19.47 °C	706.81 µS/cm	0.44 mg/L	9.50 NTU	181.0 mV	11.34 ft	150.00 ml/min
5/29/2024 4:02 PM	30:00	6.99 pH	19.62 °C	722.22 µS/cm	0.39 mg/L	9.07 NTU	142.9 mV	11.34 ft	150.00 ml/min
5/29/2024 4:07 PM	35:00	7.00 pH	19.52 °C	713.02 µS/cm	0.39 mg/L	8.97 NTU	138.6 mV	11.34 ft	150.00 ml/min
5/29/2024 4:12 PM	40:00	6.99 pH	19.45 °C	642.62 µS/cm	0.38 mg/L	9.32 NTU	137.8 mV	11.34 ft	150.00 ml/min
5/29/2024 4:17 PM	45:00	7.00 pH	19.27 °C	724.99 µS/cm	0.39 mg/L	8.07 NTU	135.3 mV	11.34 ft	150.00 ml/min
5/29/2024 4:22 PM	50:00	7.00 pH	19.37 °C	693.70 µS/cm	0.42 mg/L	---	129.9 mV	11.34 ft	150.00 ml/min
5/29/2024 4:22 PM	50:48	7.01 pH	19.31 °C	640.95 µS/cm	0.40 mg/L	6.80 NTU	112.9 mV	11.34 ft	150.00 ml/min
5/29/2024 4:27 PM	55:48	7.01 pH	19.41 °C	713.33 µS/cm	0.49 mg/L	5.95 NTU	122.6 mV	11.34 ft	150.00 ml/min

5/29/2024 4:32 PM	01:00:48	7.00 pH	19.23 °C	707.15 µS/cm	0.43 mg/L	4.70 NTU	158.4 mV	11.34 ft	150.00 ml/min
5/29/2024 4:37 PM	01:05:48	7.00 pH	19.15 °C	708.73 µS/cm	0.42 mg/L	3.84 NTU	161.9 mV	11.34 ft	150.00 ml/min

Samples

Sample ID:	Description:
HAM-PT-11	Grab.

Created using VuSitu from In-Situ, Inc.

Low-Flow Test Report:

Test Date / Time: 5/29/2024 10:52:59 AM
Project: Plant Hammond
Operator Name: Zain Webb

Location Name: PT-12 **Well Diameter: 2 in** **Casing Type: PVC** **Screen Length: 10 ft** **Top of Screen: 17 ft** **Total Depth: 27 ft** **Initial Depth to Water: 11.14 ft**	**Pump Type: Peristaltic** **Tubing Type: Polyethylene** **Pump Intake From TOC: 22 ft** **Estimated Total Volume Pumped: 10.5 liter** **Flow Cell Volume: 90 ml** **Final Flow Rate: 150 ml/min** **Final Draw Down: 0.03 ft**	**Instrument Used: Aqua TROLL 400** **Serial Number: 965586**

Test Notes:
Appendix III and IV and Major Ions (No RADs).
Fe2+ = 0 mg/L.
Fe = 0 mg/L.

Weather Conditions:
Sunny, 75 degrees F.

Low-Flow Readings:

Date Time	Elapsed Time	pH	Temperature	Specific Conductivity	RDO Concentration	Turbidity	ORP	Depth to Water	Flow
		+/- 0.1	+/- 0.5	+/- 5 %	+/- 0.2	+/- 5	+/- 10	+/- 0.3	
5/29/2024 10:52 AM	00:00	6.61 pH	19.85 °C	675.59 µS/cm	0.52 mg/L	12.30 NTU	75.5 mV	11.14 ft	150.00 ml/min
5/29/2024 10:57 AM	05:00	6.64 pH	19.25 °C	659.00 µS/cm	0.45 mg/L	8.33 NTU	81.4 mV	11.16 ft	150.00 ml/min
5/29/2024 11:02 AM	10:00	6.66 pH	19.32 °C	687.80 µS/cm	0.55 mg/L	9.76 NTU	102.1 mV	11.16 ft	150.00 ml/min
5/29/2024 11:07 AM	15:00	6.67 pH	19.27 °C	683.39 µS/cm	1.16 mg/L	8.75 NTU	86.7 mV	11.16 ft	150.00 ml/min
5/29/2024 11:12 AM	20:00	6.69 pH	19.31 °C	683.56 µS/cm	0.83 mg/L	5.99 NTU	87.0 mV	11.17 ft	150.00 ml/min
5/29/2024 11:17 AM	25:00	6.71 pH	19.40 °C	678.81 µS/cm	0.26 mg/L	4.57 NTU	85.5 mV	11.17 ft	150.00 ml/min
5/29/2024 11:22 AM	30:00	6.71 pH	19.44 °C	678.62 µS/cm	1.58 mg/L	4.49 NTU	85.5 mV	11.17 ft	150.00 ml/min
5/29/2024 11:27 AM	35:00	6.76 pH	19.38 °C	673.69 µS/cm	0.52 mg/L	2.84 NTU	84.0 mV	11.17 ft	150.00 ml/min
5/29/2024 11:32 AM	40:00	6.76 pH	19.44 °C	669.07 µS/cm	0.29 mg/L	2.40 NTU	85.5 mV	11.17 ft	150.00 ml/min
5/29/2024 11:37 AM	45:00	6.76 pH	19.32 °C	676.74 µS/cm	0.79 mg/L	1.56 NTU	82.6 mV	11.17 ft	150.00 ml/min
5/29/2024 11:42 AM	50:00	6.79 pH	19.38 °C	676.53 µS/cm	1.37 mg/L	1.35 NTU	81.5 mV	11.17 ft	150.00 ml/min
5/29/2024 11:47 AM	55:00	6.81 pH	19.38 °C	673.08 µS/cm	0.88 mg/L	1.26 NTU	102.2 mV	11.17 ft	150.00 ml/min
5/29/2024 11:52 AM	01:00:00	6.81 pH	19.32 °C	669.80 µS/cm	0.80 mg/L	1.28 NTU	84.9 mV	11.17 ft	150.00 ml/min

5/29/2024 11:57 AM	01:05:00	6.82 pH	19.36 °C	678.21 µS/cm	0.71 mg/L	0.73 NTU	81.4 mV	11.17 ft	150.00 ml/min

Samples

Sample ID:	Description:
HAM-PT-12	Grab.

Created using VuSitu from In-Situ, Inc.

CALIBRATION REPORTS

Site Name: Hammond

Field Instrumentation Calibration Form

Date: 5/2/23

Calibrated By: CF

Field Conditions: 60-80 sunny

Instrument	Manufactuer/ Model	Serial Number
Water Quality Meter	AquaTroll 400	183546
Turbidity Meter	Limotte 2020	1511-9411

Calibration Standard Information				
Parameter	Standard	Lot #	Date of Expiration	Brand
Specific Conductance (µS/cm)	4,490	24005593	12/24	ATV
pH (SU)	4.00	24004913	12/24	ATV
pH (SU)	7.00	24004917	12/24	ATV
pH (SU)	10.00	24000085	12/24	ATV
D.O. (%)	N/A	—	~~12/24~~	ATV
ORP (mV)	228.0	24006A03	12/24	ATV

Calibration					
Time Start 815		Time Finish 847			
Parameter	Standard	Calibration Value	Calibration Solution Temperature (°C)	Acceptance Criteria	Reference
Specific Conductance (µS/cm)	4,490	4490	19.86	± 10% of standard	EPA 2023
pH (SU)	4.00	4.00	~~20.55~~ 2815	± 0.1	GWMP
pH (SU)	7.00	7.00	27.56	± 0.1	GWMP
pH (SU)	10.00	10.00	26.99	± 0.1	GWMP
D.O. (%)	N/A	100.1	27.22	± 10%	NA
ORP (mV)	228.0	228	26.52	± 10	EPA 2023

	Standard	Calibration Value	Acceptance Criteria	Reference
Turbidity (NTU)	0	0	± 10% of standard	EPA 2023
	1	.91		
	10	9.97		
	—	—		

Calibration Check					
Time Start 1315		Time Finish 1340			
Parameter	Standard	Calibration Value	Calibration Solution Temperature (°C)	Acceptance Criteria	Reference
Specific Conductance (µS/cm)	4,490	4490	36.04	± 10% of standard	EPA 2023
pH (SU)	4.00	4	34.13	± 0.1	GWMP
pH (SU)	7.00	7	33.24	± 0.1	GWMP
pH (SU)	10.00	10	31.94	± 0.1	GWMP

	Standard	Calibration Value	Acceptance Criteria	Reference
Turbidity (NTU)	0	0	± 10% of standard	EPA 2023
	1	.92		
	10	9.71		
	—	—		

Notes:

Site Name: Plant Hammond

Calibrated By: Zain W.

Field Instrumentation Calibration Form

Date: 6-2-24

Field Conditions: Clear, 70°F

Instrument	Manufactuer/ Model	Serial Number
Water Quality Meter	AquaTroll 400	466105
Turbidity Meter	LaMotte	7009-1416

Calibration Standard Information				
Parameter	Standard	Lot #	Date of Expiration	Brand
Specific Conductance (µS/cm)	4,490	24005593	12/24	AIR
pH (SU)	4.00	24005593	12/24	↓
pH (SU)	7.00	24004517	12/24	
pH (SU)	10.00	24000085	12/24	
D.O. (%)	N/A	–	–	
ORP (mV)	228.0	24006903	12/24	

Calibration					
Time Start 0828			Time Finish 848		
Parameter	Standard	Calibration Value	Calibration Solution Temperature (°C)	Acceptance Criteria	Reference
Specific Conductance (µS/cm)	4,490	4490	22.01	± 10% of standard	EPA 2023
pH (SU)	4.00	4.0	22.19	± 0.1	GWMP
pH (SU)	7.00	7.0	22.33	± 0.1	GWMP
pH (SU)	10.00	10.0	22.35	± 0.1	GWMP
D.O. (%)	N/A	–	22.56	± 10%	NA
ORP (mV)	228.0	228.0	22.19	± 10	EPA 2023

	Standard	Calibration Value	Acceptance Criteria	Reference
Turbidity (NTU)	0	0	± 10% of standard	EPA 2023
	1	1		
	10	10		
	–	–		

Calibration Check					
Time Start 1310			Time Finish 1323		
Parameter	Standard	Calibration Value	Calibration Solution Temperature (°C)	Acceptance Criteria	Reference
Specific Conductance (µS/cm)	4,490	4490	26.05	± 10% of standard	EPA 2023
pH (SU)	4.00	4.0	26.33	± 0.1	GWMP
pH (SU)	7.00	7.0	25.26	± 0.1	GWMP
pH (SU)	10.00	10.0	24.38	± 0.1	GWMP

	Standard	Calibration Value	Acceptance Criteria	Reference
Turbidity (NTU)	0	0	± 10% of standard	EPA 2023
	1	1		
	10	10		
	–	–		

Notes: Had problems w/ conductivity; solved by restoring factory calibration

Site Name: Plant Hammond

Field Instrumentation Calibration Form

Date: 5-9-2024

Calibrated By: A. Szwast

Field Conditions: Thunderstorms, 66°F

Instrument	Manufactuer/ Model	Serial Number
Water Quality Meter	AquaTroll 400	850751
Turbidity Meter	La Motte 2020e	7009-1416

Calibration Standard Information				
Parameter	**Standard**	**Lot #**	**Date of Expiration**	**Brand**
Specific Conductance (µS/cm)	4,490	24005593	12/2024	AIR
pH (SU)	4.00	24005593	12/2024	AIR
pH (SU)	7.00	24003597	11/2024	AIR
pH (SU)	10.00	24004996	11/2024	AIR
D.O. (%)	N/A	—	—	—
ORP (mV)	228.0	24006903	11/2024	AIR

Calibration					
Time Start 1020		**Time Finish** 1040			
Parameter	**Standard**	**Calibration Value**	**Calibration Solution Temperature (°C)**	**Acceptance Criteria**	**Reference**
Specific Conductance (µS/cm)	4,490	4490.0	23.34	± 10% of standard	EPA 2023
pH (SU)	4.00	4.00	23.54	± 0.1	GWMP
pH (SU)	7.00	7.00	23.52	± 0.1	GWMP
pH (SU)	10.00	10.00	23.57	± 0.1	GWMP
D.O. (%)	N/A	100%	23.04	± 10%	NA
ORP (mV)	228.0	228.0	23.45	± 10	EPA 2023

	Standard	**Calibration Value**	**Acceptance Criteria**	**Reference**
Turbidity (NTU)	0	0.00	± 10% of standard	EPA 2023
	1	0.70		
	10	10.12		
	—	—		

Calibration Check					
Time Start		**Time Finish**			
Parameter	**Standard**	**Calibration Value**	**Calibration Solution Temperature (°C)**	**Acceptance Criteria**	**Reference**
Specific Conductance (µS/cm)	4,490			± 10% of standard	EPA 2023
pH (SU)	4.00			± 0.1	GWMP
pH (SU)	7.00			± 0.1	GWMP
pH (SU)	10.00			± 0.1	GWMP

	Standard	**Calibration Value**	**Acceptance Criteria**	**Reference**
Turbidity (NTU)			± 10% of standard	EPA 2023

Notes:

Site Name: GP Plant Hammond

Field Instrumentation Calibration Form

Date: 5/13 & 14/24

Calibrated By: J. Newsome

Field Conditions: Cloudy, 60's

Instrument	Manufactuer/ Model	Serial Number
Water Quality Meter	Aquatroll	966105
Turbidity Meter	LaMotte 2020 we	1511- 4411

Calibration Standard Information				
Parameter	Standard	Lot #	Date of Expiration	Brand
Specific Conductance (µS/cm)	4,490	24005593	12/2024	AIR
pH (SU)	4.00	24005593	12/2024	AIR
pH (SU)	7.00	24004517	12/2024	AIR
pH (SU)	10.00	24005085	12/2024	AIR
D.O. (%)	N/A	—	—	—
ORP (mV)	228.0	24006903	12/2024	AIR

Calibration					
Time Start	0750	Time Finish	820		
Parameter	Standard	Calibration Value	Calibration Solution Temperature (°C)	Acceptance Criteria	Reference
Specific Conductance (µS/cm)	4,490	4391.4	19.05	± 10% of standard	EPA 2023
pH (SU)	4.00	4.04	19.14	± 0.1	GWMP
pH (SU)	7.00	7.04	19.24	± 0.1	GWMP
pH (SU)	10.00	10.03	19.03 PM 30	± 0.1	GWMP
D.O. (%)	N/A	99.75	19.24	± 10%	NA
ORP (mV)	228.0	228.5	19.32	± 10	EPA 2023

	Standard	Calibration Value	Acceptance Criteria	Reference
Turbidity (NTU)	0	0.01	± 10% of standard	EPA 2023
	1	1.01		
	10	9.98		
	—	—		

Calibration Check					
Time Start	1230	Time Finish	1245		
Parameter	Standard	Calibration Value	Calibration Solution Temperature (°C)	Acceptance Criteria	Reference
Specific Conductance (µS/cm)	4,490	4460.91	20.12	± 10% of standard	EPA 2023
pH (SU)	4.00	4.03	20.12	± 0.1	GWMP
pH (SU)	7.00	7.02	19.63	± 0.1	GWMP
pH (SU)	10.00	10.04	20.05	± 0.1	GWMP

	Standard	Calibration Value	Acceptance Criteria	Reference
Turbidity (NTU)	0	0	± 10% of standard	EPA 2023
	1	1.01		
	10	10		
	—	—		

Notes:

Site Name: Plant Hammond

Field Instrumentation Calibration Form

Date: 5-15-2024

Calibrated By: A. Szwast

Field Conditions: Cloudy, 70°F

Instrument	Manufactuer/ Model	Serial Number
Water Quality Meter	AquaTroll 400	850751
Turbidity Meter	LaMotte 2020e	4009-1416

Calibration Standard Information				
Parameter	**Standard**	**Lot #**	**Date of Expiration**	**Brand**
Specific Conductance (µS/cm)	4,490	24005593	12/2024	AIR
pH (SU)	4.00	24005593	12/2024	AIR
pH (SU)	7.00	24003597	11/2024	AIR
pH (SU)	10.00	24004996	11/2024	AIR
D.O. (%)	N/A	—	—	—
ORP (mV)	228.0	24006903	11/2024	AIR

Calibration					
Time Start 745		**Time Finish** 810			
Parameter	**Standard**	**Calibration Value**	**Calibration Solution Temperature (°C)**	**Acceptance Criteria**	**Reference**
Specific Conductance (µS/cm)	4,490	4490.0	18.97	± 10% of standard	EPA 2023
pH (SU)	4.00	4.00	19.15	± 0.1	GWMP
pH (SU)	7.00	7.00	19.33	± 0.1	GWMP
pH (SU)	10.00	10.00	19.47	± 0.1	GWMP
D.O. (%)	N/A	100.00	18.62	± 10%	NA
ORP (mV)	228.0	228.0	19.46	± 10	EPA 2023

	Standard	**Calibration Value**	**Acceptance Criteria**	**Reference**
Turbidity (NTU)	0	0.00	± 10% of standard	EPA 2023
	1	0.77		
	10	9.47		
	—	—		

Calibration Check					
Time Start 1630		**Time Finish** 1640			
Parameter	**Standard**	**Calibration Value**	**Calibration Solution Temperature (°C)**	**Acceptance Criteria**	**Reference**
Specific Conductance (µS/cm)	4,490	4490.0	30.19	± 10% of standard	EPA 2023
pH (SU)	4.00	4.00	29.82	± 0.1	GWMP
pH (SU)	7.00	7.00	28.04	± 0.1	GWMP
pH (SU)	10.00	10.00	27.03	± 0.1	GWMP

	Standard	**Calibration Value**	**Acceptance Criteria**	**Reference**
Turbidity (NTU)	0	0.02	± 10% of standard	EPA 2023
	1	0.83		
	10	10.08		
	—	—		

Notes:

Site Name: Plant Hammond

Field Instrumentation Calibration Form

Date: 5/15/24

Calibrated By: J. Newsome

Field Conditions: Cloudy, 60° F

Instrument	Manufactuer/ Model	Serial Number
Water Quality Meter	Aqua troll	966105
Turbidity Meter	La Motte 2020e	1711 - 4111

Calibration Standard Information				
Parameter	Standard	Lot #	Date of Expiration	Brand
Specific Conductance (µS/cm)	4,490	24105593	12/2024	AIR
pH (SU)	4.00	24005593	12/2024	AIR
pH (SU)	7.00	24004517	12/2024	AIR
pH (SU)	10.00	24000085	12/2024	AIR
D.O. (%)	N/A	—	—	—
ORP (mV)	228.0	24006903	12/2024	AIR

Calibration					
Time Start	0750	Time Finish	0810		
Parameter	Standard	Calibration Value	Calibration Solution Temperature (°C)	Acceptance Criteria	Reference
Specific Conductance (µS/cm)	4,490	4034.8	20.20	± 10% of standard	EPA 2023
pH (SU)	4.00	4.03	20.35	± 0.1	GWMP
pH (SU)	7.00	7.03	20.70	± 0.1	GWMP
pH (SU)	10.00	10.05	21.01	± 0.1	GWMP
D.O. (%)	N/A	100.11	20.23	± 10%	NA
ORP (mV)	228.0	232.8	20.97	± 10	EPA 2023

	Standard	Calibration Value	Acceptance Criteria	Reference
Turbidity (NTU)	0	0	± 10% of standard	EPA 2023
	1	0.98		
	10	10.01		
	—	—		

Calibration Check					
Time Start	1445	Time Finish	1455		
Parameter	Standard	Calibration Value	Calibration Solution Temperature (°C)	Acceptance Criteria	Reference
Specific Conductance (µS/cm)	4,490	4109.7	22.4	± 10% of standard	EPA 2023
pH (SU)	4.00	4.02	22.4	± 0.1	GWMP
pH (SU)	7.00	7.03	21.6	± 0.1	GWMP
pH (SU)	10.00	10.0	22.7	± 0.1	GWMP

	Standard	Calibration Value	Acceptance Criteria	Reference
Turbidity (NTU)	0	0	± 10% of standard	EPA 2023
	1	1.01		
	—	—		

Notes:

Site Name: Plant Hammond

Calibrated By: A. Stewart

Field Instrumentation Calibration Form

Date: 5-16-2024

Field Conditions: Sunny, 70°F

Instrument	Manufactuer/ Model	Serial Number
Water Quality Meter	AquaTroll 400	550751
Turbidity Meter	LaMotte 2020e	7009-1416

Calibration Standard Information				
Parameter	Standard	Lot #	Date of Expiration	Brand
Specific Conductance (µS/cm)	4,490	24005593	12/2024	AIR
pH (SU)	4.00	24005593	12/2024	AIR
pH (SU)	7.00	24003597	11/2024	AIR
pH (SU)	10.00	24004996	11/2024	AIR
D.O. (%)	N/A	~	~	~
ORP (mV)	228.0	24006903	11/2024	AIR

Calibration					
Time Start 800		Time Finish 830			
Parameter	Standard	Calibration Value	Calibration Solution Temperature (°C)	Acceptance Criteria	Reference
Specific Conductance (µS/cm)	4,490	4490.0	20.04	± 10% of standard	EPA 2023
pH (SU)	4.00	4.00	20.02	± 0.1	GWMP
pH (SU)	7.00	7.00	20.13	± 0.1	GWMP
pH (SU)	10.00	10.00	20.20	± 0.1	GWMP
D.O. (%)	N/A	100.00	20.04	± 10%	NA
ORP (mV)	228.0	228.0	20.09	± 10	EPA 2023

	Standard	Calibration Value	Acceptance Criteria	Reference
Turbidity (NTU)	0	0.00	± 10% of standard	EPA 2023
	1	0.81		
	10	10.10		
	—	—		

Calibration Check					
Time Start		Time Finish			
Parameter	Standard	Calibration Value	Calibration Solution Temperature (°C)	Acceptance Criteria	Reference
Specific Conductance (µS/cm)	4,490			± 10% of standard	EPA 2023
pH (SU)	4.00			± 0.1	GWMP
pH (SU)	7.00			± 0.1	GWMP
pH (SU)	10.00			± 0.1	GWMP

	Standard	Calibration Value	Acceptance Criteria	Reference
Turbidity (NTU)			± 10% of standard	EPA 2023

Notes:

Site Name: Plant Hammond

Field Instrumentation Calibration Form

Date: 5/14/24

Calibrated By: J Newsome

Field Conditions: Sunny, 60F

Instrument	Manufactuer/ Model	Serial Number
Water Quality Meter	Aquatroll	96 6105
Turbidity Meter	LaMotte 2020w	1511-4111

Calibration Standard Information				
Parameter	Standard	Lot #	Date of Expiration	Brand
Specific Conductance (µS/cm)	4,490	24005593	12/2024	AIR
pH (SU)	4.00	24005593	12/2024	AIR
pH (SU)	7.00	24004517	12/2024	AIR
pH (SU)	10.00	24000085	12/2024	AIR
D.O. (%)	N/A	—	—	—
ORP (mV)	228.0	24006903	12/2024	AIR

Calibration					
Time Start	740	Time Finish	0800		
Parameter	Standard	Calibration Value	Calibration Solution Temperature (°C)	Acceptance Criteria	Reference
Specific Conductance (µS/cm)	4,490	4433.9	19.9	± 10% of standard	EPA 2023
pH (SU)	4.00	4.00	20.17	± 0.1	GWMP
pH (SU)	7.00	6.97	20.75	± 0.1	GWMP
pH (SU)	10.00	10.02	20.79	± 0.1	GWMP
D.O. (%)	N/A	100.53	20.3	± 10%	NA
ORP (mV)	228.0	234.7	20.57	± 10	EPA 2023

	Standard	Calibration Value	Acceptance Criteria	Reference
Turbidity (NTU)	0	0.00	± 10% of standard	EPA 2023
	1	0.97		
	10	9.98		
	—	—		

Calibration Check					
Time Start		Time Finish			
Parameter	Standard	Calibration Value	Calibration Solution Temperature (°C)	Acceptance Criteria	Reference
Specific Conductance (µS/cm)	4,490			± 10% of standard	EPA 2023
pH (SU)	4.00			± 0.1	GWMP
pH (SU)	7.00			± 0.1	GWMP
pH (SU)	10.00			± 0.1	GWMP

	Standard	Calibration Value	Acceptance Criteria	Reference
Turbidity (NTU)			± 10% of standard	EPA 2023

Notes:

Site Name: Plant Hammond

Field Instrumentation Calibration Form

Date: 5-29-24

Calibrated By: Zeira Webb

Field Conditions: Sunny 75°F

Instrument	Manufactuer/ Model	Serial Number
Water Quality Meter	In-Situ Aqua Troll 400	965586
Turbidity Meter	La Motte 2020i	—

Calibration Standard Information				
Parameter	**Standard**	**Lot #**	**Date of Expiration**	**Brand**
Specific Conductance (µS/cm)	4,490	24005593	12/24	AIR
pH (SU)	4.00	24005593	12/24	AIR
pH (SU)	7.00	24003597	11/24	AIR
pH (SU)	10.00	24000085	12/24	AIR
D.O. (%)	N/A	—	—	AIR
ORP (mV)	228.0	24006903	12/24	AIR

Calibration					
Time Start 0937		**Time Finish** 0959			
Parameter	**Standard**	**Calibration Value**	**Calibration Solution Temperature (°C)**	**Acceptance Criteria**	**Reference**
Specific Conductance (µS/cm)	4,490	4490	23.69	± 10% of standard	EPA 2023
pH (SU)	4.00	4.00	23.87	± 0.1	GWMP
pH (SU)	7.00	7.00	24.17	± 0.1	GWMP
pH (SU)	10.00	10.00	24.35	± 0.1	GWMP
D.O. (%)	N/A	—	24.51	± 10%	NA
ORP (mV)	228.0	228.0	24.31	± 10	EPA 2023

	Standard	**Calibration Value**	**Acceptance Criteria**	**Reference**
Turbidity (NTU)	0	0	± 10% of standard	EPA 2023
	1	1		
	10	10		
	-	-		

Calibration Check					
Time Start 1500		**Time Finish** 1515			
Parameter	**Standard**	**Calibration Value**	**Calibration Solution Temperature (°C)**	**Acceptance Criteria**	**Reference**
Specific Conductance (µS/cm)	4,490	4490	29.03	± 10% of standard	EPA 2023
pH (SU)	4.00	4.00	28.59	± 0.1	GWMP
pH (SU)	7.00	7.00	26.87	± 0.1	GWMP
pH (SU)	10.00	10.00	25.93	± 0.1	GWMP

	Standard	**Calibration Value**	**Acceptance Criteria**	**Reference**
Turbidity (NTU)	0	0	± 10% of standard	EPA 2023
	1	1		
	10	10		
	-	-		

Notes:

Site Name: Plant Hammond

Field Instrumentation Calibration Form

Date: 5-30-24

Calibrated By: Zain W.

Field Conditions: Sunny, 70°F

Instrument	Manufactuer/ Model	Serial Number
Water Quality Meter	In Situ Aqua Troll 400	965586
Turbidity Meter	La Motte 20207	—

Calibration Standard Information				
Parameter	**Standard**	**Lot #**	**Date of Expiration**	**Brand**
Specific Conductance (µS/cm)	4,490	24005593	12/24	AIR
pH (SU)	4.00	24005593	12/24	↓
pH (SU)	7.00	24003597	11/24	
pH (SU)	10.00	24000085	12/24	
D.O. (%)	N/A	—	—	
ORP (mV)	228.0	24006903	12/24	

Calibration					
Time Start 0819		**Time Finish** 0844			
Parameter	**Standard**	**Calibration Value**	**Calibration Solution Temperature (°C)**	**Acceptance Criteria**	**Reference**
Specific Conductance (µS/cm)	4,490	4490	20.32	± 10% of standard	EPA 2023
pH (SU)	4.00	4.00	20.75	± 0.1	GWMP
pH (SU)	7.00	7.00	21.90	± 0.1	GWMP
pH (SU)	10.00	10.00	22.55	± 0.1	GWMP
D.O. (%)	N/A	100%	22.21	± 10%	NA
ORP (mV)	228.0	228.0	22.68	± 10	EPA 2023

	Standard	**Calibration Value**	**Acceptance Criteria**	**Reference**
Turbidity (NTU)	0	0	± 10% of standard	EPA 2023
	1	1		
	10	10		
	—	—		

Calibration Check					
Time Start —		**Time Finish** —			
Parameter	**Standard**	**Calibration Value**	**Calibration Solution Temperature (°C)**	**Acceptance Criteria**	**Reference**
Specific Conductance (µS/cm)	4,490	—	—	± 10% of standard	EPA 2023
pH (SU)	4.00	—	—	± 0.1	GWMP
pH (SU)	7.00	—	—	± 0.1	GWMP
pH (SU)	10.00	—	—	± 0.1	GWMP

	Standard	**Calibration Value**	**Acceptance Criteria**	**Reference**
Turbidity (NTU)	—	—	± 10% of standard	EPA 2023
	—	—		
	—	—		
	—	—		

Notes:

June 2024

Pace Analytical Services, LLC
9800 Kincey Ave. Suite 100
Huntersville, NC 28078
(704)875-9092

July 11, 2024

Kristen Jurinko
Southern Company
241 Ralph McGill Blvd NE
Bin 10160
Atlanta, GA 30308

RE: Project: Hammond AP-1
Pace Project No.: 92738916

Dear Kristen Jurinko:

Enclosed are the analytical results for sample(s) received by the laboratory on June 27, 2024. The results relate only to the samples included in this report. Results reported herein conform to the applicable TNI/NELAC Standards and the laboratory's Quality Manual, where applicable, unless otherwise noted in the body of the report.

The test results provided in this final report were generated by each of the following laboratories within the Pace Network:

- Pace Analytical Services - Asheville
- Pace Analytical Services - Peachtree Corners, GA

If you have any questions concerning this report, please feel free to contact me.

Sincerely,

Bonnie Vang
bonnie.vang@pacelabs.com
704-977-0968
Project Manager

Enclosures

cc: Kip Gray, Geosyntec
Christine Hug, Geosyntec Consultants, Inc.
Thomas Kessler, Geosyntec Consultants
Whitney Law, Geosyntec Consultants
Laura Midkiff, Southern Company
Caroline Nelson, Geosyntec Consultants, Inc
Jamie Newsome, Geosyntec Consultants
Zain Webb, Geosyntec Consultants

This report shall not be reproduced, except in full,
without the written consent of Pace Analytical Services, LLC.

Pace Analytical Services, LLC
9800 Kincey Ave. Suite 100
Huntersville, NC 28078
(704)875-9092

CERTIFICATIONS

Project: Hammond AP-1
Pace Project No.: 92738916

Pace Analytical Services Asheville
2225 Riverside Drive, Asheville, NC 28804
Florida/NELAP Certification #: E87648
North Carolina Drinking Water Certification #: 37712
North Carolina Wastewater Certification #: 40
South Carolina Laboratory ID: 99030
South Carolina Certification #: 99030001
Virginia/VELAP Certification #: 460222

Pace Analytical Services Peachtree Corners
110 Technology Pkwy, Peachtree Corners, GA 30092
Florida DOH Certification #: E87315
Georgia DW Inorganics Certification #: 812
North Carolina Certification #: 381
South Carolina Certification #: 98011001
Virginia Certification #: 460204

REPORT OF LABORATORY ANALYSIS

This report shall not be reproduced, except in full,
without the written consent of Pace Analytical Services, LLC.

Pace Analytical Services, LLC
9800 Kincey Ave. Suite 100
Huntersville, NC 28078
(704)875-9092

SAMPLE SUMMARY

Project: Hammond AP-1
Pace Project No.: 92738916

Lab ID	Sample ID	Matrix	Date Collected	Date Received
92738916001	**HAM-INW-03**	Water	06/26/24 15:15	06/27/24 10:25
92738916002	**HAM-PT-09**	Water	06/26/24 21:07	06/27/24 10:25
92738916003	**HAM-PT-10**	Water	06/26/24 15:00	06/27/24 10:25
92738916004	**HAM-PT-11**	Water	06/26/24 12:50	06/27/24 10:25
92738916005	**HAM-PT-12**	Water	06/26/24 19:02	06/27/24 10:25
92738916006	**HAM-AP1-EB-01**	Water	06/26/24 19:50	06/27/24 10:25
92738916007	**HAM-AP1-FB-01**	Water	06/26/24 18:30	06/27/24 10:25
92738916008	**HAM-AP1-FD-01**	Water	06/26/24 00:00	06/27/24 10:25
92738916009	**HAM-AS-01**	Water	06/26/24 17:05	06/27/24 10:25

This report shall not be reproduced, except in full,
without the written consent of Pace Analytical Services, LLC.

Pace Analytical Services, LLC
9800 Kincey Ave. Suite 100
Huntersville, NC 28078
(704)875-9092

SAMPLE ANALYTE COUNT

Project: Hammond AP-1
Pace Project No.: 92738916

Lab ID	Sample ID	Method	Analysts	Analytes Reported
92738916001	**HAM-INW-03**	EPA 6010D	AJM, MJS2	6
		EPA 6020B	MT1	13
		EPA 7470A	VB	1
		SM 2320B-2011	YEG	3
		SM 2540C-2015	MJP	1
		SM 4500-S2D-2011	JP1	1
		EPA 300.0 Rev 2.1 1993	CDC	3
92738916002	**HAM-PT-09**	EPA 6010D	AJM, MJS2	6
		EPA 6020B	MT1	13
		EPA 7470A	VB	1
		SM 2320B-2011	YEG	3
		SM 2540C-2015	MJP	1
		SM 4500-S2D-2011	JP1	1
		EPA 300.0 Rev 2.1 1993	CDC	3
92738916003	**HAM-PT-10**	EPA 6010D	AJM, MJS2	6
		EPA 6020B	MT1	13
		EPA 7470A	VB	1
		SM 2320B-2011	YEG	3
		SM 2540C-2015	MJP	1
		SM 4500-S2D-2011	JP1	1
		EPA 300.0 Rev 2.1 1993	CDC	3
92738916004	**HAM-PT-11**	EPA 6010D	AJM, MJS2	6
		EPA 6020B	MT1	13
		EPA 7470A	VB	1
		SM 2320B-2011	YEG	3
		SM 2540C-2015	MJP	1
		SM 4500-S2D-2011	JP1	1
		EPA 300.0 Rev 2.1 1993	CDC	3
92738916005	**HAM-PT-12**	EPA 6010D	AJM, MJS2	6
		EPA 6020B	MT1	13
		EPA 7470A	VB	1
		SM 2320B-2011	YEG	3
		SM 2540C-2015	MJP	1
		SM 4500-S2D-2011	JP1	1
		EPA 300.0 Rev 2.1 1993	CDC	3
92738916006	**HAM-AP1-EB-01**	EPA 6010D	AJM, MJS2	6
		EPA 6020B	MT1	13

This report shall not be reproduced, except in full,
without the written consent of Pace Analytical Services, LLC.

Pace Analytical Services, LLC
9800 Kincey Ave. Suite 100
Huntersville, NC 28078
(704)875-9092

SAMPLE ANALYTE COUNT

Project: Hammond AP-1
Pace Project No.: 92738916

Lab ID	Sample ID	Method	Analysts	Analytes Reported
		EPA 7470A	VB	1
		SM 2320B-2011	YEG	3
		SM 2540C-2015	MJP	1
		SM 4500-S2D-2011	JP1	1
		EPA 300.0 Rev 2.1 1993	CDC	3
92738916007	**HAM-AP1-FB-01**	EPA 6010D	AJM, MJS2	6
		EPA 6020B	MT1	13
		EPA 7470A	VB	1
		SM 2320B-2011	YEG	3
		SM 2540C-2015	MJP	1
		SM 4500-S2D-2011	JP1	1
		EPA 300.0 Rev 2.1 1993	CDC	3
92738916008	**HAM-AP1-FD-01**	EPA 6010D	AJM, MJS2	6
		EPA 6020B	MT1	13
		EPA 7470A	VB	1
		SM 2320B-2011	YEG	3
		SM 2540C-2015	MJP	1
		SM 4500-S2D-2011	JP1	1
		EPA 300.0 Rev 2.1 1993	CDC	3
92738916009	**HAM-AS-01**	EPA 6010D	AJM, MJS2	6
		EPA 6020B	MT1	13
		EPA 7470A	VB	1
		SM 2320B-2011	YEG	3
		SM 2540C-2015	MJP	1
		SM 4500-S2D-2011	JP1	1
		EPA 300.0 Rev 2.1 1993	CDC	3

PASI-A = Pace Analytical Services - Asheville
PASI-GA = Pace Analytical Services - Peachtree Corners, GA

REPORT OF LABORATORY ANALYSIS

This report shall not be reproduced, except in full,
without the written consent of Pace Analytical Services, LLC.

Pace Analytical Services, LLC
9800 Kincey Ave. Suite 100
Huntersville, NC 28078
(704)875-9092

SUMMARY OF DETECTION

Project: Hammond AP-1
Pace Project No.: 92738916

Lab Sample ID / Method	Client Sample ID / Parameters	Result	Units	Report Limit	Analyzed	Qualifiers
92738916001	**HAM-INW-03**					
EPA 6010D	Iron	0.85	mg/L	0.040	07/06/24 23:13	M1
EPA 6010D	Magnesium	22.3	mg/L	0.050	07/06/24 23:13	M1
EPA 6010D	Manganese	0.31	mg/L	0.040	07/03/24 18:59	
EPA 6010D	Potassium	6.6	mg/L	0.50	07/03/24 18:59	M1
EPA 6010D	Sodium	10.5	mg/L	1.0	07/03/24 18:59	M1
EPA 6010D	Calcium	85.1	mg/L	1.0	07/03/24 18:59	M1
EPA 6020B	Barium	0.075	mg/L	0.0050	07/08/24 17:28	
EPA 6020B	Boron	1.6	mg/L	0.040	07/08/24 17:28	
EPA 6020B	Cobalt	0.00089J	mg/L	0.0050	07/08/24 17:28	
EPA 6020B	Molybdenum	0.38	mg/L	0.010	07/08/24 17:28	
SM 2320B-2011	Alkalinity,Bicarbonate (CaCO3)	139	mg/L	5.0	07/05/24 16:30	
SM 2320B-2011	Alkalinity, Total as CaCO3	139	mg/L	5.0	07/05/24 16:30	
SM 2540C-2015	Total Dissolved Solids	480	mg/L	25.0	07/03/24 13:30	
EPA 300.0 Rev 2.1 1993	Chloride	44.1	mg/L	1.0	06/28/24 08:03	
EPA 300.0 Rev 2.1 1993	Fluoride	0.46	mg/L	0.10	06/28/24 08:03	
EPA 300.0 Rev 2.1 1993	Sulfate	133	mg/L	3.0	06/28/24 13:05	
92738916002	**HAM-PT-09**					
EPA 6010D	Manganese	0.22	mg/L	0.040	07/03/24 19:18	
EPA 6010D	Potassium	7.2	mg/L	0.50	07/03/24 19:18	
EPA 6010D	Sodium	12.1	mg/L	1.0	07/03/24 19:18	
EPA 6010D	Calcium	93.2	mg/L	1.0	07/03/24 19:18	
EPA 6010D	Iron	1.2	mg/L	0.040	07/06/24 23:27	
EPA 6010D	Magnesium	17.1	mg/L	0.050	07/06/24 23:27	
EPA 6020B	Barium	0.070	mg/L	0.0050	07/08/24 17:32	
EPA 6020B	Beryllium	0.00015J	mg/L	0.00050	07/09/24 14:33	
EPA 6020B	Boron	1.5	mg/L	0.040	07/08/24 17:32	
EPA 6020B	Cadmium	0.00010J	mg/L	0.00050	07/08/24 17:32	
EPA 6020B	Cobalt	0.0015J	mg/L	0.0050	07/08/24 17:32	
EPA 6020B	Lead	0.00033J	mg/L	0.0010	07/08/24 17:32	
EPA 6020B	Molybdenum	0.28	mg/L	0.010	07/08/24 17:32	
SM 2320B-2011	Alkalinity,Bicarbonate (CaCO3)	117	mg/L	5.0	07/05/24 16:39	
SM 2320B-2011	Alkalinity, Total as CaCO3	117	mg/L	5.0	07/05/24 16:39	
SM 2540C-2015	Total Dissolved Solids	469	mg/L	25.0	07/03/24 13:30	
EPA 300.0 Rev 2.1 1993	Chloride	48.9	mg/L	1.0	06/28/24 08:17	
EPA 300.0 Rev 2.1 1993	Fluoride	0.33	mg/L	0.10	06/28/24 08:17	
EPA 300.0 Rev 2.1 1993	Sulfate	125	mg/L	3.0	06/28/24 13:19	
92738916003	**HAM-PT-10**					
EPA 6010D	Manganese	0.54	mg/L	0.040	07/03/24 19:23	
EPA 6010D	Potassium	7.2	mg/L	0.50	07/03/24 19:23	
EPA 6010D	Sodium	9.6	mg/L	1.0	07/03/24 19:23	
EPA 6010D	Calcium	104	mg/L	1.0	07/03/24 19:23	
EPA 6010D	Iron	0.13	mg/L	0.040	07/06/24 23:32	
EPA 6010D	Magnesium	14.1	mg/L	0.050	07/06/24 23:32	
EPA 6020B	Barium	0.050	mg/L	0.0050	07/08/24 17:36	
EPA 6020B	Boron	1.4	mg/L	0.040	07/08/24 17:36	
EPA 6020B	Cobalt	0.0015J	mg/L	0.0050	07/08/24 17:36	

REPORT OF LABORATORY ANALYSIS

This report shall not be reproduced, except in full,
without the written consent of Pace Analytical Services, LLC.

Pace Analytical Services, LLC
9800 Kincey Ave. Suite 100
Huntersville, NC 28078
(704)875-9092

SUMMARY OF DETECTION

Project: Hammond AP-1
Pace Project No.: 92738916

Lab Sample ID / Method	Client Sample ID / Parameters	Result	Units	Report Limit	Analyzed	Qualifiers
92738916003	**HAM-PT-10**					
EPA 6020B	Molybdenum	0.13	mg/L	0.010	07/08/24 17:36	
SM 2320B-2011	Alkalinity,Bicarbonate (CaCO3)	121	mg/L	5.0	07/05/24 16:47	
SM 2320B-2011	Alkalinity, Total as CaCO3	121	mg/L	5.0	07/05/24 16:47	
SM 2540C-2015	Total Dissolved Solids	480	mg/L	25.0	07/03/24 13:30	
EPA 300.0 Rev 2.1 1993	Chloride	47.2	mg/L	1.0	06/28/24 08:32	
EPA 300.0 Rev 2.1 1993	Fluoride	0.22	mg/L	0.10	06/28/24 08:32	
EPA 300.0 Rev 2.1 1993	Sulfate	135	mg/L	3.0	06/28/24 13:34	
92738916004	**HAM-PT-11**					
EPA 6010D	Iron	0.34	mg/L	0.040	07/06/24 23:37	
EPA 6010D	Magnesium	18.8	mg/L	0.050	07/06/24 23:37	
EPA 6010D	Manganese	0.22	mg/L	0.040	07/03/24 19:28	
EPA 6010D	Potassium	7.2	mg/L	0.50	07/03/24 19:28	
EPA 6010D	Sodium	10	mg/L	1.0	07/03/24 19:28	
EPA 6010D	Calcium	96.0	mg/L	1.0	07/03/24 19:28	
EPA 6020B	Barium	0.074	mg/L	0.0050	07/08/24 17:41	
EPA 6020B	Boron	1.3	mg/L	0.040	07/08/24 17:41	
EPA 6020B	Cobalt	0.0015J	mg/L	0.0050	07/08/24 17:41	
EPA 6020B	Molybdenum	0.24	mg/L	0.010	07/08/24 17:41	
SM 2320B-2011	Alkalinity,Bicarbonate (CaCO3)	131	mg/L	5.0	07/05/24 16:56	
SM 2320B-2011	Alkalinity, Total as CaCO3	131	mg/L	5.0	07/05/24 16:56	
SM 2540C-2015	Total Dissolved Solids	468	mg/L	25.0	07/03/24 13:31	
EPA 300.0 Rev 2.1 1993	Chloride	42.5	mg/L	1.0	06/28/24 08:46	
EPA 300.0 Rev 2.1 1993	Fluoride	0.35	mg/L	0.10	06/28/24 08:46	
EPA 300.0 Rev 2.1 1993	Sulfate	121	mg/L	3.0	06/28/24 13:48	
92738916005	**HAM-PT-12**					
EPA 6010D	Manganese	0.43	mg/L	0.040	07/03/24 19:32	
EPA 6010D	Potassium	6.3	mg/L	0.50	07/03/24 19:32	
EPA 6010D	Sodium	10.0	mg/L	1.0	07/03/24 19:32	
EPA 6010D	Calcium	89.8	mg/L	1.0	07/03/24 19:32	
EPA 6010D	Iron	0.18	mg/L	0.040	07/06/24 23:42	
EPA 6010D	Magnesium	21.6	mg/L	0.050	07/06/24 23:42	
EPA 6020B	Barium	0.066	mg/L	0.0050	07/08/24 17:45	
EPA 6020B	Boron	1.3	mg/L	0.040	07/08/24 17:45	
EPA 6020B	Cadmium	0.00012J	mg/L	0.00050	07/08/24 17:45	
EPA 6020B	Cobalt	0.0015J	mg/L	0.0050	07/08/24 17:45	
EPA 6020B	Molybdenum	0.30	mg/L	0.010	07/08/24 17:45	
SM 2320B-2011	Alkalinity,Bicarbonate (CaCO3)	129	mg/L	5.0	07/05/24 17:06	
SM 2320B-2011	Alkalinity, Total as CaCO3	129	mg/L	5.0	07/05/24 17:06	
SM 2540C-2015	Total Dissolved Solids	479	mg/L	25.0	07/03/24 13:31	
EPA 300.0 Rev 2.1 1993	Chloride	45.5	mg/L	1.0	06/28/24 09:29	
EPA 300.0 Rev 2.1 1993	Fluoride	0.36	mg/L	0.10	06/28/24 09:29	M1
EPA 300.0 Rev 2.1 1993	Sulfate	129	mg/L	3.0	06/28/24 14:02	M1
92738916007	**HAM-AP1-FB-01**					
EPA 6010D	Iron	0.030J	mg/L	0.040	07/07/24 00:01	

REPORT OF LABORATORY ANALYSIS

This report shall not be reproduced, except in full,
without the written consent of Pace Analytical Services, LLC.

Pace Analytical Services, LLC
9800 Kincey Ave. Suite 100
Huntersville, NC 28078
(704)875-9092

SUMMARY OF DETECTION

Project: Hammond AP-1
Pace Project No.: 92738916

Lab Sample ID / Method	Client Sample ID / Parameters	Result	Units	Report Limit	Analyzed	Qualifiers
92738916008	**HAM-AP1-FD-01**					
EPA 6010D	Iron	0.21	mg/L	0.040	07/07/24 00:06	
EPA 6010D	Magnesium	15.3	mg/L	0.050	07/07/24 00:06	
EPA 6010D	Manganese	0.87	mg/L	0.040	07/03/24 19:56	
EPA 6010D	Potassium	5.6	mg/L	0.50	07/03/24 19:56	
EPA 6010D	Sodium	11.7	mg/L	1.0	07/03/24 19:56	
EPA 6010D	Calcium	149	mg/L	1.0	07/03/24 19:56	
EPA 6020B	Barium	0.11	mg/L	0.0050	07/08/24 17:57	
EPA 6020B	Boron	1.4	mg/L	0.040	07/08/24 17:57	
EPA 6020B	Cobalt	0.00063J	mg/L	0.0050	07/08/24 17:57	
EPA 6020B	Lithium	0.0035J	mg/L	0.030	07/09/24 14:55	
EPA 6020B	Molybdenum	0.053	mg/L	0.010	07/08/24 17:57	
SM 2320B-2011	Alkalinity,Bicarbonate (CaCO3)	168	mg/L	5.0	07/05/24 19:52	
SM 2320B-2011	Alkalinity, Total as CaCO3	168	mg/L	5.0	07/05/24 19:52	
SM 2540C-2015	Total Dissolved Solids	602	mg/L	25.0	07/03/24 13:31	
EPA 300.0 Rev 2.1 1993	Chloride	60.4	mg/L	1.0	06/28/24 10:12	
EPA 300.0 Rev 2.1 1993	Fluoride	0.12	mg/L	0.10	06/28/24 10:12	
EPA 300.0 Rev 2.1 1993	Sulfate	183	mg/L	4.0	06/28/24 15:13	
92738916009	**HAM-AS-01**					
EPA 6010D	Iron	0.27	mg/L	0.040	07/07/24 00:11	
EPA 6010D	Magnesium	15.8	mg/L	0.050	07/07/24 00:11	
EPA 6010D	Manganese	0.96	mg/L	0.040	07/03/24 20:01	
EPA 6010D	Potassium	5.4	mg/L	0.50	07/03/24 20:01	
EPA 6010D	Sodium	11.4	mg/L	1.0	07/03/24 20:01	
EPA 6010D	Calcium	141	mg/L	1.0	07/03/24 20:01	
EPA 6020B	Barium	0.11	mg/L	0.0050	07/08/24 18:42	
EPA 6020B	Boron	1.4	mg/L	0.040	07/08/24 18:42	
EPA 6020B	Cobalt	0.00070J	mg/L	0.0050	07/08/24 18:42	
EPA 6020B	Lithium	0.0037J	mg/L	0.030	07/09/24 15:12	
EPA 6020B	Molybdenum	0.050	mg/L	0.010	07/08/24 18:42	
SM 2320B-2011	Alkalinity,Bicarbonate (CaCO3)	162	mg/L	5.0	07/05/24 20:03	
SM 2320B-2011	Alkalinity, Total as CaCO3	162	mg/L	5.0	07/05/24 20:03	
SM 2540C-2015	Total Dissolved Solids	611	mg/L	25.0	07/03/24 13:31	
EPA 300.0 Rev 2.1 1993	Chloride	60.8	mg/L	1.0	06/28/24 10:26	
EPA 300.0 Rev 2.1 1993	Fluoride	0.12	mg/L	0.10	06/28/24 10:26	
EPA 300.0 Rev 2.1 1993	Sulfate	183	mg/L	4.0	06/28/24 15:27	

REPORT OF LABORATORY ANALYSIS

This report shall not be reproduced, except in full,
without the written consent of Pace Analytical Services, LLC.

Pace Analytical Services, LLC
9800 Kincey Ave. Suite 100
Huntersville, NC 28078
(704)875-9092

ANALYTICAL RESULTS

Project: Hammond AP-1
Pace Project No.: 92738916

Sample: HAM-INW-03 **Lab ID: 92738916001** Collected: 06/26/24 15:15 Received: 06/27/24 10:25 Matrix: Water

Parameters	Results	Units	Report Limit	MDL	DF	Prepared	Analyzed	CAS No.	Qual
6010D ATL ICP	Analytical Method: EPA 6010D Preparation Method: EPA 3010A Pace Analytical Services - Peachtree Corners, GA								
Iron	**0.85**	mg/L	0.040	0.025	1	07/03/24 13:22	07/06/24 23:13	7439-89-6	M1
Magnesium	**22.3**	mg/L	0.050	0.012	1	07/03/24 13:22	07/06/24 23:13	7439-95-4	M1
Manganese	**0.31**	mg/L	0.040	0.011	1	07/03/24 13:22	07/03/24 18:59	7439-96-5	
Potassium	**6.6**	mg/L	0.50	0.15	1	07/03/24 13:22	07/03/24 18:59	7440-09-7	M1
Sodium	**10.5**	mg/L	1.0	0.58	1	07/03/24 13:22	07/03/24 18:59	7440-23-5	M1
Calcium	**85.1**	mg/L	1.0	0.12	1	07/03/24 13:22	07/03/24 18:59	7440-70-2	M1
6020 MET ICPMS	Analytical Method: EPA 6020B Preparation Method: EPA 3005A Pace Analytical Services - Peachtree Corners, GA								
Antimony	ND	mg/L	0.0030	0.00054	1	07/03/24 12:51	07/08/24 17:28	7440-36-0	
Arsenic	ND	mg/L	0.0050	0.00084	1	07/03/24 12:51	07/08/24 17:28	7440-38-2	
Barium	**0.075**	mg/L	0.0050	0.00047	1	07/03/24 12:51	07/08/24 17:28	7440-39-3	
Beryllium	ND	mg/L	0.00050	0.000094	1	07/03/24 12:51	07/09/24 14:30	7440-41-7	
Boron	**1.6**	mg/L	0.040	0.012	1	07/03/24 12:51	07/08/24 17:28	7440-42-8	
Cadmium	ND	mg/L	0.00050	0.00010	1	07/03/24 12:51	07/08/24 17:28	7440-43-9	
Chromium	ND	mg/L	0.0050	0.0019	1	07/03/24 12:51	07/08/24 17:28	7440-47-3	
Cobalt	**0.00089J**	mg/L	0.0050	0.00032	1	07/03/24 12:51	07/08/24 17:28	7440-48-4	
Lead	ND	mg/L	0.0010	0.00016	1	07/03/24 12:51	07/08/24 17:28	7439-92-1	
Lithium	ND	mg/L	0.030	0.0016	1	07/03/24 12:51	07/09/24 14:30	7439-93-2	
Molybdenum	**0.38**	mg/L	0.010	0.00062	1	07/03/24 12:51	07/08/24 17:28	7439-98-7	
Selenium	ND	mg/L	0.0050	0.00096	1	07/03/24 12:51	07/08/24 17:28	7782-49-2	
Thallium	ND	mg/L	0.0010	0.00038	1	07/03/24 12:51	07/08/24 17:28	7440-28-0	
7470 Mercury	Analytical Method: EPA 7470A Preparation Method: EPA 7470A Pace Analytical Services - Peachtree Corners, GA								
Mercury	ND	mg/L	0.00020	0.00013	1	07/05/24 10:00	07/05/24 13:04	7439-97-6	
2320B Alkalinity	Analytical Method: SM 2320B-2011 Pace Analytical Services - Asheville								
Alkalinity,Bicarbonate (CaCO3)	**139**	mg/L	5.0	5.0	1		07/05/24 16:30		
Alkalinity,Carbonate (CaCO3)	ND	mg/L	5.0	5.0	1		07/05/24 16:30		
Alkalinity, Total as CaCO3	**139**	mg/L	5.0	5.0	1		07/05/24 16:30		
2540C Total Dissolved Solids	Analytical Method: SM 2540C-2015 Pace Analytical Services - Asheville								
Total Dissolved Solids	**480**	mg/L	25.0	25.0	1		07/03/24 13:30		
4500S2D Sulfide Water	Analytical Method: SM 4500-S2D-2011 Pace Analytical Services - Asheville								
Sulfide	ND	mg/L	0.10	0.022	1		06/28/24 03:26	18496-25-8	
300.0 IC Anions 28 Days	Analytical Method: EPA 300.0 Rev 2.1 1993 Pace Analytical Services - Asheville								
Chloride	**44.1**	mg/L	1.0	0.60	1		06/28/24 08:03	16887-00-6	

REPORT OF LABORATORY ANALYSIS

This report shall not be reproduced, except in full,
without the written consent of Pace Analytical Services, LLC.

Pace Analytical Services, LLC
9800 Kincey Ave. Suite 100
Huntersville, NC 28078
(704)875-9092

ANALYTICAL RESULTS

Project: Hammond AP-1
Pace Project No.: 92738916

Sample: HAM-INW-03 **Lab ID: 92738916001** Collected: 06/26/24 15:15 Received: 06/27/24 10:25 Matrix: Water

Parameters	Results	Units	Report Limit	MDL	DF	Prepared	Analyzed	CAS No.	Qual
300.0 IC Anions 28 Days	Analytical Method: EPA 300.0 Rev 2.1 1993 Pace Analytical Services - Asheville								
Fluoride	**0.46**	mg/L	0.10	0.050	1		06/28/24 08:03	16984-48-8	
Sulfate	**133**	mg/L	3.0	1.5	3		06/28/24 13:05	14808-79-8	

REPORT OF LABORATORY ANALYSIS

This report shall not be reproduced, except in full,
without the written consent of Pace Analytical Services, LLC.

Pace Analytical Services, LLC
9800 Kincey Ave. Suite 100
Huntersville, NC 28078
(704)875-9092

ANALYTICAL RESULTS

Project: Hammond AP-1
Pace Project No.: 92738916

Sample: HAM-PT-09 **Lab ID: 92738916002** Collected: 06/26/24 21:07 Received: 06/27/24 10:25 Matrix: Water

Parameters	Results	Units	Report Limit	MDL	DF	Prepared	Analyzed	CAS No.	Qual
6010D ATL ICP	Analytical Method: EPA 6010D Preparation Method: EPA 3010A Pace Analytical Services - Peachtree Corners, GA								
Manganese	**0.22**	mg/L	0.040	0.011	1	07/03/24 13:22	07/03/24 19:18	7439-96-5	
Potassium	**7.2**	mg/L	0.50	0.15	1	07/03/24 13:22	07/03/24 19:18	7440-09-7	
Sodium	**12.1**	mg/L	1.0	0.58	1	07/03/24 13:22	07/03/24 19:18	7440-23-5	
Calcium	**93.2**	mg/L	1.0	0.12	1	07/03/24 13:22	07/03/24 19:18	7440-70-2	
Iron	**1.2**	mg/L	0.040	0.025	1	07/03/24 13:22	07/06/24 23:27	7439-89-6	
Magnesium	**17.1**	mg/L	0.050	0.012	1	07/03/24 13:22	07/06/24 23:27	7439-95-4	
6020 MET ICPMS	Analytical Method: EPA 6020B Preparation Method: EPA 3005A Pace Analytical Services - Peachtree Corners, GA								
Antimony	ND	mg/L	0.0030	0.00054	1	07/03/24 12:51	07/08/24 17:32	7440-36-0	
Arsenic	ND	mg/L	0.0050	0.00084	1	07/03/24 12:51	07/08/24 17:32	7440-38-2	
Barium	**0.070**	mg/L	0.0050	0.00047	1	07/03/24 12:51	07/08/24 17:32	7440-39-3	
Beryllium	**0.00015J**	mg/L	0.00050	0.000094	1	07/03/24 12:51	07/09/24 14:33	7440-41-7	
Boron	**1.5**	mg/L	0.040	0.012	1	07/03/24 12:51	07/08/24 17:32	7440-42-8	
Cadmium	**0.00010J**	mg/L	0.00050	0.00010	1	07/03/24 12:51	07/08/24 17:32	7440-43-9	
Chromium	ND	mg/L	0.0050	0.0019	1	07/03/24 12:51	07/08/24 17:32	7440-47-3	
Cobalt	**0.0015J**	mg/L	0.0050	0.00032	1	07/03/24 12:51	07/08/24 17:32	7440-48-4	
Lead	**0.00033J**	mg/L	0.0010	0.00016	1	07/03/24 12:51	07/08/24 17:32	7439-92-1	
Lithium	ND	mg/L	0.030	0.0016	1	07/03/24 12:51	07/09/24 14:33	7439-93-2	
Molybdenum	**0.28**	mg/L	0.010	0.00062	1	07/03/24 12:51	07/08/24 17:32	7439-98-7	
Selenium	ND	mg/L	0.0050	0.00096	1	07/03/24 12:51	07/08/24 17:32	7782-49-2	
Thallium	ND	mg/L	0.0010	0.00038	1	07/03/24 12:51	07/08/24 17:32	7440-28-0	
7470 Mercury	Analytical Method: EPA 7470A Preparation Method: EPA 7470A Pace Analytical Services - Peachtree Corners, GA								
Mercury	ND	mg/L	0.00020	0.00013	1	07/05/24 10:00	07/05/24 13:06	7439-97-6	
2320B Alkalinity	Analytical Method: SM 2320B-2011 Pace Analytical Services - Asheville								
Alkalinity,Bicarbonate (CaCO3)	**117**	mg/L	5.0	5.0	1		07/05/24 16:39		
Alkalinity,Carbonate (CaCO3)	ND	mg/L	5.0	5.0	1		07/05/24 16:39		
Alkalinity, Total as CaCO3	**117**	mg/L	5.0	5.0	1		07/05/24 16:39		
2540C Total Dissolved Solids	Analytical Method: SM 2540C-2015 Pace Analytical Services - Asheville								
Total Dissolved Solids	**469**	mg/L	25.0	25.0	1		07/03/24 13:30		
4500S2D Sulfide Water	Analytical Method: SM 4500-S2D-2011 Pace Analytical Services - Asheville								
Sulfide	ND	mg/L	0.10	0.022	1		06/28/24 03:26	18496-25-8	
300.0 IC Anions 28 Days	Analytical Method: EPA 300.0 Rev 2.1 1993 Pace Analytical Services - Asheville								
Chloride	**48.9**	mg/L	1.0	0.60	1		06/28/24 08:17	16887-00-6	

REPORT OF LABORATORY ANALYSIS

This report shall not be reproduced, except in full,
without the written consent of Pace Analytical Services, LLC.

Pace Analytical Services, LLC
9800 Kincey Ave. Suite 100
Huntersville, NC 28078
(704)875-9092

ANALYTICAL RESULTS

Project: Hammond AP-1
Pace Project No.: 92738916

Sample: HAM-PT-09 **Lab ID: 92738916002** Collected: 06/26/24 21:07 Received: 06/27/24 10:25 Matrix: Water

Parameters	Results	Units	Report Limit	MDL	DF	Prepared	Analyzed	CAS No.	Qual
300.0 IC Anions 28 Days	Analytical Method: EPA 300.0 Rev 2.1 1993 Pace Analytical Services - Asheville								
Fluoride	**0.33**	mg/L	0.10	0.050	1		06/28/24 08:17	16984-48-8	
Sulfate	**125**	mg/L	3.0	1.5	3		06/28/24 13:19	14808-79-8	

REPORT OF LABORATORY ANALYSIS

This report shall not be reproduced, except in full,
without the written consent of Pace Analytical Services, LLC.

Pace Analytical Services, LLC
9800 Kincey Ave. Suite 100
Huntersville, NC 28078
(704)875-9092

ANALYTICAL RESULTS

Project: Hammond AP-1
Pace Project No.: 92738916

Sample: HAM-PT-10 **Lab ID: 92738916003** Collected: 06/26/24 15:00 Received: 06/27/24 10:25 Matrix: Water

Parameters	Results	Units	Report Limit	MDL	DF	Prepared	Analyzed	CAS No.	Qual
6010D ATL ICP	Analytical Method: EPA 6010D Preparation Method: EPA 3010A Pace Analytical Services - Peachtree Corners, GA								
Manganese	**0.54**	mg/L	0.040	0.011	1	07/03/24 13:22	07/03/24 19:23	7439-96-5	
Potassium	**7.2**	mg/L	0.50	0.15	1	07/03/24 13:22	07/03/24 19:23	7440-09-7	
Sodium	**9.6**	mg/L	1.0	0.58	1	07/03/24 13:22	07/03/24 19:23	7440-23-5	
Calcium	**104**	mg/L	1.0	0.12	1	07/03/24 13:22	07/03/24 19:23	7440-70-2	
Iron	**0.13**	mg/L	0.040	0.025	1	07/03/24 13:22	07/06/24 23:32	7439-89-6	
Magnesium	**14.1**	mg/L	0.050	0.012	1	07/03/24 13:22	07/06/24 23:32	7439-95-4	
6020 MET ICPMS	Analytical Method: EPA 6020B Preparation Method: EPA 3005A Pace Analytical Services - Peachtree Corners, GA								
Antimony	ND	mg/L	0.0030	0.00054	1	07/03/24 12:51	07/08/24 17:36	7440-36-0	
Arsenic	ND	mg/L	0.0050	0.00084	1	07/03/24 12:51	07/08/24 17:36	7440-38-2	
Barium	**0.050**	mg/L	0.0050	0.00047	1	07/03/24 12:51	07/08/24 17:36	7440-39-3	
Beryllium	ND	mg/L	0.00050	0.000094	1	07/03/24 12:51	07/09/24 14:37	7440-41-7	
Boron	**1.4**	mg/L	0.040	0.012	1	07/03/24 12:51	07/08/24 17:36	7440-42-8	
Cadmium	ND	mg/L	0.00050	0.00010	1	07/03/24 12:51	07/08/24 17:36	7440-43-9	
Chromium	ND	mg/L	0.0050	0.0019	1	07/03/24 12:51	07/08/24 17:36	7440-47-3	
Cobalt	**0.0015J**	mg/L	0.0050	0.00032	1	07/03/24 12:51	07/08/24 17:36	7440-48-4	
Lead	ND	mg/L	0.0010	0.00016	1	07/03/24 12:51	07/08/24 17:36	7439-92-1	
Lithium	ND	mg/L	0.030	0.0016	1	07/03/24 12:51	07/09/24 14:37	7439-93-2	
Molybdenum	**0.13**	mg/L	0.010	0.00062	1	07/03/24 12:51	07/08/24 17:36	7439-98-7	
Selenium	ND	mg/L	0.0050	0.00096	1	07/03/24 12:51	07/08/24 17:36	7782-49-2	
Thallium	ND	mg/L	0.0010	0.00038	1	07/03/24 12:51	07/08/24 17:36	7440-28-0	
7470 Mercury	Analytical Method: EPA 7470A Preparation Method: EPA 7470A Pace Analytical Services - Peachtree Corners, GA								
Mercury	ND	mg/L	0.00020	0.00013	1	07/05/24 10:00	07/05/24 13:09	7439-97-6	
2320B Alkalinity	Analytical Method: SM 2320B-2011 Pace Analytical Services - Asheville								
Alkalinity,Bicarbonate (CaCO3)	**121**	mg/L	5.0	5.0	1		07/05/24 16:47		
Alkalinity,Carbonate (CaCO3)	ND	mg/L	5.0	5.0	1		07/05/24 16:47		
Alkalinity, Total as CaCO3	**121**	mg/L	5.0	5.0	1		07/05/24 16:47		
2540C Total Dissolved Solids	Analytical Method: SM 2540C-2015 Pace Analytical Services - Asheville								
Total Dissolved Solids	**480**	mg/L	25.0	25.0	1		07/03/24 13:30		
4500S2D Sulfide Water	Analytical Method: SM 4500-S2D-2011 Pace Analytical Services - Asheville								
Sulfide	ND	mg/L	0.10	0.022	1		06/28/24 03:28	18496-25-8	
300.0 IC Anions 28 Days	Analytical Method: EPA 300.0 Rev 2.1 1993 Pace Analytical Services - Asheville								
Chloride	**47.2**	mg/L	1.0	0.60	1		06/28/24 08:32	16887-00-6	

REPORT OF LABORATORY ANALYSIS

This report shall not be reproduced, except in full,
without the written consent of Pace Analytical Services, LLC.

Pace Analytical Services, LLC
9800 Kincey Ave. Suite 100
Huntersville, NC 28078
(704)875-9092

ANALYTICAL RESULTS

Project: Hammond AP-1
Pace Project No.: 92738916

Sample: HAM-PT-10 **Lab ID: 92738916003** Collected: 06/26/24 15:00 Received: 06/27/24 10:25 Matrix: Water

Parameters	Results	Units	Report Limit	MDL	DF	Prepared	Analyzed	CAS No.	Qual
300.0 IC Anions 28 Days	Analytical Method: EPA 300.0 Rev 2.1 1993 Pace Analytical Services - Asheville								
Fluoride	**0.22**	mg/L	0.10	0.050	1		06/28/24 08:32	16984-48-8	
Sulfate	**135**	mg/L	3.0	1.5	3		06/28/24 13:34	14808-79-8	

REPORT OF LABORATORY ANALYSIS

This report shall not be reproduced, except in full,
without the written consent of Pace Analytical Services, LLC.

Pace Analytical Services, LLC
9800 Kincey Ave. Suite 100
Huntersville, NC 28078
(704)875-9092

ANALYTICAL RESULTS

Project: Hammond AP-1
Pace Project No.: 92738916

Sample: HAM-PT-11 **Lab ID: 92738916004** Collected: 06/26/24 12:50 Received: 06/27/24 10:25 Matrix: Water

Parameters	Results	Units	Report Limit	MDL	DF	Prepared	Analyzed	CAS No.	Qual
6010D ATL ICP	Analytical Method: EPA 6010D Preparation Method: EPA 3010A Pace Analytical Services - Peachtree Corners, GA								
Iron	**0.34**	mg/L	0.040	0.025	1	07/03/24 13:22	07/06/24 23:37	7439-89-6	
Magnesium	**18.8**	mg/L	0.050	0.012	1	07/03/24 13:22	07/06/24 23:37	7439-95-4	
Manganese	**0.22**	mg/L	0.040	0.011	1	07/03/24 13:22	07/03/24 19:28	7439-96-5	
Potassium	**7.2**	mg/L	0.50	0.15	1	07/03/24 13:22	07/03/24 19:28	7440-09-7	
Sodium	**10**	mg/L	1.0	0.58	1	07/03/24 13:22	07/03/24 19:28	7440-23-5	
Calcium	**96.0**	mg/L	1.0	0.12	1	07/03/24 13:22	07/03/24 19:28	7440-70-2	
6020 MET ICPMS	Analytical Method: EPA 6020B Preparation Method: EPA 3005A Pace Analytical Services - Peachtree Corners, GA								
Antimony	ND	mg/L	0.0030	0.00054	1	07/03/24 12:51	07/08/24 17:41	7440-36-0	
Arsenic	ND	mg/L	0.0050	0.00084	1	07/03/24 12:51	07/08/24 17:41	7440-38-2	
Barium	**0.074**	mg/L	0.0050	0.00047	1	07/03/24 12:51	07/08/24 17:41	7440-39-3	
Beryllium	ND	mg/L	0.00050	0.000094	1	07/03/24 12:51	07/09/24 14:41	7440-41-7	
Boron	**1.3**	mg/L	0.040	0.012	1	07/03/24 12:51	07/08/24 17:41	7440-42-8	
Cadmium	ND	mg/L	0.00050	0.00010	1	07/03/24 12:51	07/08/24 17:41	7440-43-9	
Chromium	ND	mg/L	0.0050	0.0019	1	07/03/24 12:51	07/08/24 17:41	7440-47-3	
Cobalt	**0.0015J**	mg/L	0.0050	0.00032	1	07/03/24 12:51	07/08/24 17:41	7440-48-4	
Lead	ND	mg/L	0.0010	0.00016	1	07/03/24 12:51	07/08/24 17:41	7439-92-1	
Lithium	ND	mg/L	0.030	0.0016	1	07/03/24 12:51	07/09/24 14:41	7439-93-2	
Molybdenum	**0.24**	mg/L	0.010	0.00062	1	07/03/24 12:51	07/08/24 17:41	7439-98-7	
Selenium	ND	mg/L	0.0050	0.00096	1	07/03/24 12:51	07/08/24 17:41	7782-49-2	
Thallium	ND	mg/L	0.0010	0.00038	1	07/03/24 12:51	07/08/24 17:41	7440-28-0	
7470 Mercury	Analytical Method: EPA 7470A Preparation Method: EPA 7470A Pace Analytical Services - Peachtree Corners, GA								
Mercury	ND	mg/L	0.00020	0.00013	1	07/05/24 10:00	07/05/24 13:12	7439-97-6	
2320B Alkalinity	Analytical Method: SM 2320B-2011 Pace Analytical Services - Asheville								
Alkalinity,Bicarbonate (CaCO3)	**131**	mg/L	5.0	5.0	1		07/05/24 16:56		
Alkalinity,Carbonate (CaCO3)	ND	mg/L	5.0	5.0	1		07/05/24 16:56		
Alkalinity, Total as CaCO3	**131**	mg/L	5.0	5.0	1		07/05/24 16:56		
2540C Total Dissolved Solids	Analytical Method: SM 2540C-2015 Pace Analytical Services - Asheville								
Total Dissolved Solids	**468**	mg/L	25.0	25.0	1		07/03/24 13:31		
4500S2D Sulfide Water	Analytical Method: SM 4500-S2D-2011 Pace Analytical Services - Asheville								
Sulfide	ND	mg/L	0.10	0.022	1		06/28/24 03:30	18496-25-8	
300.0 IC Anions 28 Days	Analytical Method: EPA 300.0 Rev 2.1 1993 Pace Analytical Services - Asheville								
Chloride	**42.5**	mg/L	1.0	0.60	1		06/28/24 08:46	16887-00-6	

REPORT OF LABORATORY ANALYSIS

This report shall not be reproduced, except in full,
without the written consent of Pace Analytical Services, LLC.

Pace Analytical Services, LLC
9800 Kincey Ave. Suite 100
Huntersville, NC 28078
(704)875-9092

ANALYTICAL RESULTS

Project: Hammond AP-1
Pace Project No.: 92738916

Sample: HAM-PT-11 **Lab ID: 92738916004** Collected: 06/26/24 12:50 Received: 06/27/24 10:25 Matrix: Water

Parameters	Results	Units	Report Limit	MDL	DF	Prepared	Analyzed	CAS No.	Qual
300.0 IC Anions 28 Days	Analytical Method: EPA 300.0 Rev 2.1 1993 Pace Analytical Services - Asheville								
Fluoride	**0.35**	mg/L	0.10	0.050	1		06/28/24 08:46	16984-48-8	
Sulfate	**121**	mg/L	3.0	1.5	3		06/28/24 13:48	14808-79-8	

REPORT OF LABORATORY ANALYSIS

This report shall not be reproduced, except in full,
without the written consent of Pace Analytical Services, LLC.

Pace Analytical Services, LLC
9800 Kincey Ave. Suite 100
Huntersville, NC 28078
(704)875-9092

ANALYTICAL RESULTS

Project: Hammond AP-1
Pace Project No.: 92738916

Sample: HAM-PT-12 **Lab ID: 92738916005** Collected: 06/26/24 19:02 Received: 06/27/24 10:25 Matrix: Water

Parameters	Results	Units	Report Limit	MDL	DF	Prepared	Analyzed	CAS No.	Qual
6010D ATL ICP	Analytical Method: EPA 6010D Preparation Method: EPA 3010A Pace Analytical Services - Peachtree Corners, GA								
Manganese	**0.43**	mg/L	0.040	0.011	1	07/03/24 13:22	07/03/24 19:32	7439-96-5	
Potassium	**6.3**	mg/L	0.50	0.15	1	07/03/24 13:22	07/03/24 19:32	7440-09-7	
Sodium	**10.0**	mg/L	1.0	0.58	1	07/03/24 13:22	07/03/24 19:32	7440-23-5	
Calcium	**89.8**	mg/L	1.0	0.12	1	07/03/24 13:22	07/03/24 19:32	7440-70-2	
Iron	**0.18**	mg/L	0.040	0.025	1	07/03/24 13:22	07/06/24 23:42	7439-89-6	
Magnesium	**21.6**	mg/L	0.050	0.012	1	07/03/24 13:22	07/06/24 23:42	7439-95-4	
6020 MET ICPMS	Analytical Method: EPA 6020B Preparation Method: EPA 3005A Pace Analytical Services - Peachtree Corners, GA								
Antimony	ND	mg/L	0.0030	0.00054	1	07/03/24 12:51	07/08/24 17:45	7440-36-0	
Arsenic	ND	mg/L	0.0050	0.00084	1	07/03/24 12:51	07/08/24 17:45	7440-38-2	
Barium	**0.066**	mg/L	0.0050	0.00047	1	07/03/24 12:51	07/08/24 17:45	7440-39-3	
Beryllium	ND	mg/L	0.00050	0.000094	1	07/03/24 12:51	07/09/24 14:44	7440-41-7	
Boron	**1.3**	mg/L	0.040	0.012	1	07/03/24 12:51	07/08/24 17:45	7440-42-8	
Cadmium	**0.00012J**	mg/L	0.00050	0.00010	1	07/03/24 12:51	07/08/24 17:45	7440-43-9	
Chromium	ND	mg/L	0.0050	0.0019	1	07/03/24 12:51	07/08/24 17:45	7440-47-3	
Cobalt	**0.0015J**	mg/L	0.0050	0.00032	1	07/03/24 12:51	07/08/24 17:45	7440-48-4	
Lead	ND	mg/L	0.0010	0.00016	1	07/03/24 12:51	07/08/24 17:45	7439-92-1	
Lithium	ND	mg/L	0.030	0.0016	1	07/03/24 12:51	07/09/24 14:44	7439-93-2	
Molybdenum	**0.30**	mg/L	0.010	0.00062	1	07/03/24 12:51	07/08/24 17:45	7439-98-7	
Selenium	ND	mg/L	0.0050	0.00096	1	07/03/24 12:51	07/08/24 17:45	7782-49-2	
Thallium	ND	mg/L	0.0010	0.00038	1	07/03/24 12:51	07/08/24 17:45	7440-28-0	
7470 Mercury	Analytical Method: EPA 7470A Preparation Method: EPA 7470A Pace Analytical Services - Peachtree Corners, GA								
Mercury	ND	mg/L	0.00020	0.00013	1	07/05/24 10:00	07/05/24 13:14	7439-97-6	
2320B Alkalinity	Analytical Method: SM 2320B-2011 Pace Analytical Services - Asheville								
Alkalinity,Bicarbonate (CaCO3)	**129**	mg/L	5.0	5.0	1		07/05/24 17:06		
Alkalinity,Carbonate (CaCO3)	ND	mg/L	5.0	5.0	1		07/05/24 17:06		
Alkalinity, Total as CaCO3	**129**	mg/L	5.0	5.0	1		07/05/24 17:06		
2540C Total Dissolved Solids	Analytical Method: SM 2540C-2015 Pace Analytical Services - Asheville								
Total Dissolved Solids	**479**	mg/L	25.0	25.0	1		07/03/24 13:31		
4500S2D Sulfide Water	Analytical Method: SM 4500-S2D-2011 Pace Analytical Services - Asheville								
Sulfide	ND	mg/L	0.10	0.022	1		06/28/24 03:30	18496-25-8	
300.0 IC Anions 28 Days	Analytical Method: EPA 300.0 Rev 2.1 1993 Pace Analytical Services - Asheville								
Chloride	**45.5**	mg/L	1.0	0.60	1		06/28/24 09:29	16887-00-6	

REPORT OF LABORATORY ANALYSIS

This report shall not be reproduced, except in full,
without the written consent of Pace Analytical Services, LLC.

Pace Analytical Services, LLC
9800 Kincey Ave. Suite 100
Huntersville, NC 28078
(704)875-9092

ANALYTICAL RESULTS

Project: Hammond AP-1
Pace Project No.: 92738916

Sample: HAM-PT-12 **Lab ID: 92738916005** Collected: 06/26/24 19:02 Received: 06/27/24 10:25 Matrix: Water

Parameters	Results	Units	Report Limit	MDL	DF	Prepared	Analyzed	CAS No.	Qual
300.0 IC Anions 28 Days	Analytical Method: EPA 300.0 Rev 2.1 1993 Pace Analytical Services - Asheville								
Fluoride	**0.36**	mg/L	0.10	0.050	1		06/28/24 09:29	16984-48-8	M1
Sulfate	**129**	mg/L	3.0	1.5	3		06/28/24 14:02	14808-79-8	M1

REPORT OF LABORATORY ANALYSIS

This report shall not be reproduced, except in full,
without the written consent of Pace Analytical Services, LLC.

Pace Analytical Services, LLC
9800 Kincey Ave. Suite 100
Huntersville, NC 28078
(704)875-9092

ANALYTICAL RESULTS

Project: Hammond AP-1
Pace Project No.: 92738916

Sample: HAM-AP1-EB-01 **Lab ID: 92738916006** Collected: 06/26/24 19:50 Received: 06/27/24 10:25 Matrix: Water

Parameters	Results	Units	Report Limit	MDL	DF	Prepared	Analyzed	CAS No.	Qual
6010D ATL ICP	Analytical Method: EPA 6010D Preparation Method: EPA 3010A Pace Analytical Services - Peachtree Corners, GA								
Manganese	ND	mg/L	0.040	0.011	1	07/03/24 13:22	07/03/24 19:47	7439-96-5	
Potassium	ND	mg/L	0.50	0.15	1	07/03/24 13:22	07/03/24 19:47	7440-09-7	
Sodium	ND	mg/L	1.0	0.58	1	07/03/24 13:22	07/03/24 19:47	7440-23-5	
Calcium	ND	mg/L	1.0	0.12	1	07/03/24 13:22	07/03/24 19:47	7440-70-2	
Iron	ND	mg/L	0.040	0.025	1	07/03/24 13:22	07/06/24 23:47	7439-89-6	
Magnesium	ND	mg/L	0.050	0.012	1	07/03/24 13:22	07/06/24 23:47	7439-95-4	
6020 MET ICPMS	Analytical Method: EPA 6020B Preparation Method: EPA 3005A Pace Analytical Services - Peachtree Corners, GA								
Antimony	ND	mg/L	0.0030	0.00054	1	07/03/24 12:51	07/08/24 17:49	7440-36-0	
Arsenic	ND	mg/L	0.0050	0.00084	1	07/03/24 12:51	07/08/24 17:49	7440-38-2	
Barium	ND	mg/L	0.0050	0.00047	1	07/03/24 12:51	07/08/24 17:49	7440-39-3	
Beryllium	ND	mg/L	0.00050	0.000094	1	07/03/24 12:51	07/09/24 14:48	7440-41-7	
Boron	ND	mg/L	0.040	0.012	1	07/03/24 12:51	07/08/24 17:49	7440-42-8	
Cadmium	ND	mg/L	0.00050	0.00010	1	07/03/24 12:51	07/08/24 17:49	7440-43-9	
Chromium	ND	mg/L	0.0050	0.0019	1	07/03/24 12:51	07/08/24 17:49	7440-47-3	
Cobalt	ND	mg/L	0.0050	0.00032	1	07/03/24 12:51	07/08/24 17:49	7440-48-4	
Lead	ND	mg/L	0.0010	0.00016	1	07/03/24 12:51	07/08/24 17:49	7439-92-1	
Lithium	ND	mg/L	0.030	0.0016	1	07/03/24 12:51	07/09/24 14:48	7439-93-2	
Molybdenum	ND	mg/L	0.010	0.00062	1	07/03/24 12:51	07/08/24 17:49	7439-98-7	
Selenium	ND	mg/L	0.0050	0.00096	1	07/03/24 12:51	07/08/24 17:49	7782-49-2	
Thallium	ND	mg/L	0.0010	0.00038	1	07/03/24 12:51	07/08/24 17:49	7440-28-0	
7470 Mercury	Analytical Method: EPA 7470A Preparation Method: EPA 7470A Pace Analytical Services - Peachtree Corners, GA								
Mercury	ND	mg/L	0.00020	0.00013	1	07/05/24 10:00	07/05/24 13:17	7439-97-6	
2320B Alkalinity	Analytical Method: SM 2320B-2011 Pace Analytical Services - Asheville								
Alkalinity,Bicarbonate (CaCO3)	ND	mg/L	5.0	5.0	1		07/05/24 17:15		
Alkalinity,Carbonate (CaCO3)	ND	mg/L	5.0	5.0	1		07/05/24 17:15		
Alkalinity, Total as CaCO3	ND	mg/L	5.0	5.0	1		07/05/24 17:15		
2540C Total Dissolved Solids	Analytical Method: SM 2540C-2015 Pace Analytical Services - Asheville								
Total Dissolved Solids	ND	mg/L	25.0	25.0	1		07/03/24 13:31		
4500S2D Sulfide Water	Analytical Method: SM 4500-S2D-2011 Pace Analytical Services - Asheville								
Sulfide	ND	mg/L	0.10	0.022	1		06/28/24 03:31	18496-25-8	
300.0 IC Anions 28 Days	Analytical Method: EPA 300.0 Rev 2.1 1993 Pace Analytical Services - Asheville								
Chloride	ND	mg/L	1.0	0.60	1		06/27/24 23:12	16887-00-6	

REPORT OF LABORATORY ANALYSIS

This report shall not be reproduced, except in full,
without the written consent of Pace Analytical Services, LLC.

Pace Analytical Services, LLC
9800 Kincey Ave. Suite 100
Huntersville, NC 28078
(704)875-9092

ANALYTICAL RESULTS

Project: Hammond AP-1
Pace Project No.: 92738916

Sample: HAM-AP1-EB-01 **Lab ID: 92738916006** Collected: 06/26/24 19:50 Received: 06/27/24 10:25 Matrix: Water

Parameters	Results	Units	Report Limit	MDL	DF	Prepared	Analyzed	CAS No.	Qual
300.0 IC Anions 28 Days	Analytical Method: EPA 300.0 Rev 2.1 1993 Pace Analytical Services - Asheville								
Fluoride	ND	mg/L	0.10	0.050	1		06/27/24 23:12	16984-48-8	
Sulfate	ND	mg/L	1.0	0.50	1		06/27/24 23:12	14808-79-8	

REPORT OF LABORATORY ANALYSIS

This report shall not be reproduced, except in full,
without the written consent of Pace Analytical Services, LLC.

Pace Analytical Services, LLC
9800 Kincey Ave. Suite 100
Huntersville, NC 28078
(704)875-9092

ANALYTICAL RESULTS

Project: Hammond AP-1
Pace Project No.: 92738916

Sample: HAM-AP1-FB-01 **Lab ID: 92738916007** Collected: 06/26/24 18:30 Received: 06/27/24 10:25 Matrix: Water

Parameters	Results	Units	Report Limit	MDL	DF	Prepared	Analyzed	CAS No.	Qual
6010D ATL ICP	Analytical Method: EPA 6010D Preparation Method: EPA 3010A Pace Analytical Services - Peachtree Corners, GA								
Manganese	ND	mg/L	0.040	0.011	1	07/03/24 13:22	07/03/24 19:51	7439-96-5	
Potassium	ND	mg/L	0.50	0.15	1	07/03/24 13:22	07/03/24 19:51	7440-09-7	
Sodium	ND	mg/L	1.0	0.58	1	07/03/24 13:22	07/03/24 19:51	7440-23-5	
Calcium	ND	mg/L	1.0	0.12	1	07/03/24 13:22	07/03/24 19:51	7440-70-2	
Iron	**0.030J**	mg/L	0.040	0.025	1	07/03/24 13:22	07/07/24 00:01	7439-89-6	
Magnesium	ND	mg/L	0.050	0.012	1	07/03/24 13:22	07/07/24 00:01	7439-95-4	
6020 MET ICPMS	Analytical Method: EPA 6020B Preparation Method: EPA 3005A Pace Analytical Services - Peachtree Corners, GA								
Antimony	ND	mg/L	0.0030	0.00054	1	07/03/24 12:51	07/08/24 17:53	7440-36-0	
Arsenic	ND	mg/L	0.0050	0.00084	1	07/03/24 12:51	07/08/24 17:53	7440-38-2	
Barium	ND	mg/L	0.0050	0.00047	1	07/03/24 12:51	07/08/24 17:53	7440-39-3	
Beryllium	ND	mg/L	0.00050	0.000094	1	07/03/24 12:51	07/09/24 14:52	7440-41-7	
Boron	ND	mg/L	0.040	0.012	1	07/03/24 12:51	07/08/24 17:53	7440-42-8	
Cadmium	ND	mg/L	0.00050	0.00010	1	07/03/24 12:51	07/08/24 17:53	7440-43-9	
Chromium	ND	mg/L	0.0050	0.0019	1	07/03/24 12:51	07/08/24 17:53	7440-47-3	
Cobalt	ND	mg/L	0.0050	0.00032	1	07/03/24 12:51	07/08/24 17:53	7440-48-4	
Lead	ND	mg/L	0.0010	0.00016	1	07/03/24 12:51	07/08/24 17:53	7439-92-1	
Lithium	ND	mg/L	0.030	0.0016	1	07/03/24 12:51	07/09/24 14:52	7439-93-2	
Molybdenum	ND	mg/L	0.010	0.00062	1	07/03/24 12:51	07/08/24 17:53	7439-98-7	
Selenium	ND	mg/L	0.0050	0.00096	1	07/03/24 12:51	07/08/24 17:53	7782-49-2	
Thallium	ND	mg/L	0.0010	0.00038	1	07/03/24 12:51	07/08/24 17:53	7440-28-0	
7470 Mercury	Analytical Method: EPA 7470A Preparation Method: EPA 7470A Pace Analytical Services - Peachtree Corners, GA								
Mercury	ND	mg/L	0.00020	0.00013	1	07/05/24 10:00	07/05/24 13:25	7439-97-6	
2320B Alkalinity	Analytical Method: SM 2320B-2011 Pace Analytical Services - Asheville								
Alkalinity,Bicarbonate (CaCO3)	ND	mg/L	5.0	5.0	1		07/05/24 19:48		
Alkalinity,Carbonate (CaCO3)	ND	mg/L	5.0	5.0	1		07/05/24 19:48		
Alkalinity, Total as CaCO3	ND	mg/L	5.0	5.0	1		07/05/24 19:48		
2540C Total Dissolved Solids	Analytical Method: SM 2540C-2015 Pace Analytical Services - Asheville								
Total Dissolved Solids	ND	mg/L	25.0	25.0	1		07/03/24 13:31		
4500S2D Sulfide Water	Analytical Method: SM 4500-S2D-2011 Pace Analytical Services - Asheville								
Sulfide	ND	mg/L	0.10	0.022	1		06/28/24 03:31	18496-25-8	
300.0 IC Anions 28 Days	Analytical Method: EPA 300.0 Rev 2.1 1993 Pace Analytical Services - Asheville								
Chloride	ND	mg/L	1.0	0.60	1		06/27/24 23:27	16887-00-6	

REPORT OF LABORATORY ANALYSIS

This report shall not be reproduced, except in full,
without the written consent of Pace Analytical Services, LLC.

Pace Analytical Services, LLC
9800 Kincey Ave. Suite 100
Huntersville, NC 28078
(704)875-9092

ANALYTICAL RESULTS

Project: Hammond AP-1
Pace Project No.: 92738916

Sample: HAM-AP1-FB-01 **Lab ID: 92738916007** Collected: 06/26/24 18:30 Received: 06/27/24 10:25 Matrix: Water

Parameters	Results	Units	Report Limit	MDL	DF	Prepared	Analyzed	CAS No.	Qual
300.0 IC Anions 28 Days	Analytical Method: EPA 300.0 Rev 2.1 1993 Pace Analytical Services - Asheville								
Fluoride	ND	mg/L	0.10	0.050	1		06/27/24 23:27	16984-48-8	
Sulfate	ND	mg/L	1.0	0.50	1		06/27/24 23:27	14808-79-8	

REPORT OF LABORATORY ANALYSIS

This report shall not be reproduced, except in full,
without the written consent of Pace Analytical Services, LLC.

Pace Analytical Services, LLC
9800 Kincey Ave. Suite 100
Huntersville, NC 28078
(704)875-9092

ANALYTICAL RESULTS

Project: Hammond AP-1
Pace Project No.: 92738916

Sample: HAM-AP1-FD-01 **Lab ID: 92738916008** Collected: 06/26/24 00:00 Received: 06/27/24 10:25 Matrix: Water

Parameters	Results	Units	Report Limit	MDL	DF	Prepared	Analyzed	CAS No.	Qual
6010D ATL ICP	Analytical Method: EPA 6010D Preparation Method: EPA 3010A Pace Analytical Services - Peachtree Corners, GA								
Iron	**0.21**	mg/L	0.040	0.025	1	07/03/24 13:22	07/07/24 00:06	7439-89-6	
Magnesium	**15.3**	mg/L	0.050	0.012	1	07/03/24 13:22	07/07/24 00:06	7439-95-4	
Manganese	**0.87**	mg/L	0.040	0.011	1	07/03/24 13:22	07/03/24 19:56	7439-96-5	
Potassium	**5.6**	mg/L	0.50	0.15	1	07/03/24 13:22	07/03/24 19:56	7440-09-7	
Sodium	**11.7**	mg/L	1.0	0.58	1	07/03/24 13:22	07/03/24 19:56	7440-23-5	
Calcium	**149**	mg/L	1.0	0.12	1	07/03/24 13:22	07/03/24 19:56	7440-70-2	
6020 MET ICPMS	Analytical Method: EPA 6020B Preparation Method: EPA 3005A Pace Analytical Services - Peachtree Corners, GA								
Antimony	ND	mg/L	0.0030	0.00054	1	07/03/24 12:51	07/08/24 17:57	7440-36-0	
Arsenic	ND	mg/L	0.0050	0.00084	1	07/03/24 12:51	07/08/24 17:57	7440-38-2	
Barium	**0.11**	mg/L	0.0050	0.00047	1	07/03/24 12:51	07/08/24 17:57	7440-39-3	
Beryllium	ND	mg/L	0.00050	0.000094	1	07/03/24 12:51	07/09/24 14:55	7440-41-7	
Boron	**1.4**	mg/L	0.040	0.012	1	07/03/24 12:51	07/08/24 17:57	7440-42-8	
Cadmium	ND	mg/L	0.00050	0.00010	1	07/03/24 12:51	07/08/24 17:57	7440-43-9	
Chromium	ND	mg/L	0.0050	0.0019	1	07/03/24 12:51	07/08/24 17:57	7440-47-3	
Cobalt	**0.00063J**	mg/L	0.0050	0.00032	1	07/03/24 12:51	07/08/24 17:57	7440-48-4	
Lead	ND	mg/L	0.0010	0.00016	1	07/03/24 12:51	07/08/24 17:57	7439-92-1	
Lithium	**0.0035J**	mg/L	0.030	0.0016	1	07/03/24 12:51	07/09/24 14:55	7439-93-2	
Molybdenum	**0.053**	mg/L	0.010	0.00062	1	07/03/24 12:51	07/08/24 17:57	7439-98-7	
Selenium	ND	mg/L	0.0050	0.00096	1	07/03/24 12:51	07/08/24 17:57	7782-49-2	
Thallium	ND	mg/L	0.0010	0.00038	1	07/03/24 12:51	07/08/24 17:57	7440-28-0	
7470 Mercury	Analytical Method: EPA 7470A Preparation Method: EPA 7470A Pace Analytical Services - Peachtree Corners, GA								
Mercury	ND	mg/L	0.00020	0.00013	1	07/05/24 10:00	07/05/24 13:27	7439-97-6	
2320B Alkalinity	Analytical Method: SM 2320B-2011 Pace Analytical Services - Asheville								
Alkalinity,Bicarbonate (CaCO3)	**168**	mg/L	5.0	5.0	1		07/05/24 19:52		
Alkalinity,Carbonate (CaCO3)	ND	mg/L	5.0	5.0	1		07/05/24 19:52		
Alkalinity, Total as CaCO3	**168**	mg/L	5.0	5.0	1		07/05/24 19:52		
2540C Total Dissolved Solids	Analytical Method: SM 2540C-2015 Pace Analytical Services - Asheville								
Total Dissolved Solids	**602**	mg/L	25.0	25.0	1		07/03/24 13:31		
4500S2D Sulfide Water	Analytical Method: SM 4500-S2D-2011 Pace Analytical Services - Asheville								
Sulfide	ND	mg/L	0.10	0.022	1		06/28/24 03:31	18496-25-8	
300.0 IC Anions 28 Days	Analytical Method: EPA 300.0 Rev 2.1 1993 Pace Analytical Services - Asheville								
Chloride	**60.4**	mg/L	1.0	0.60	1		06/28/24 10:12	16887-00-6	

REPORT OF LABORATORY ANALYSIS

This report shall not be reproduced, except in full,
without the written consent of Pace Analytical Services, LLC.

Pace Analytical Services, LLC
9800 Kincey Ave. Suite 100
Huntersville, NC 28078
(704)875-9092

ANALYTICAL RESULTS

Project: Hammond AP-1
Pace Project No.: 92738916

Sample: HAM-AP1-FD-01 **Lab ID: 92738916008** Collected: 06/26/24 00:00 Received: 06/27/24 10:25 Matrix: Water

Parameters	Results	Units	Report Limit	MDL	DF	Prepared	Analyzed	CAS No.	Qual
300.0 IC Anions 28 Days	Analytical Method: EPA 300.0 Rev 2.1 1993 Pace Analytical Services - Asheville								
Fluoride	**0.12**	mg/L	0.10	0.050	1		06/28/24 10:12	16984-48-8	
Sulfate	**183**	mg/L	4.0	2.0	4		06/28/24 15:13	14808-79-8	

REPORT OF LABORATORY ANALYSIS

This report shall not be reproduced, except in full,
without the written consent of Pace Analytical Services, LLC.

Pace Analytical Services, LLC
9800 Kincey Ave. Suite 100
Huntersville, NC 28078
(704)875-9092

ANALYTICAL RESULTS

Project: Hammond AP-1
Pace Project No.: 92738916

Sample: HAM-AS-01 **Lab ID: 92738916009** Collected: 06/26/24 17:05 Received: 06/27/24 10:25 Matrix: Water

Parameters	Results	Units	Report Limit	MDL	DF	Prepared	Analyzed	CAS No.	Qual
6010D ATL ICP	Analytical Method: EPA 6010D Preparation Method: EPA 3010A Pace Analytical Services - Peachtree Corners, GA								
Iron	**0.27**	mg/L	0.040	0.025	1	07/03/24 13:22	07/07/24 00:11	7439-89-6	
Magnesium	**15.8**	mg/L	0.050	0.012	1	07/03/24 13:22	07/07/24 00:11	7439-95-4	
Manganese	**0.96**	mg/L	0.040	0.011	1	07/03/24 13:22	07/03/24 20:01	7439-96-5	
Potassium	**5.4**	mg/L	0.50	0.15	1	07/03/24 13:22	07/03/24 20:01	7440-09-7	
Sodium	**11.4**	mg/L	1.0	0.58	1	07/03/24 13:22	07/03/24 20:01	7440-23-5	
Calcium	**141**	mg/L	1.0	0.12	1	07/03/24 13:22	07/03/24 20:01	7440-70-2	
6020 MET ICPMS	Analytical Method: EPA 6020B Preparation Method: EPA 3005A Pace Analytical Services - Peachtree Corners, GA								
Antimony	ND	mg/L	0.0030	0.00054	1	07/03/24 12:51	07/08/24 18:42	7440-36-0	
Arsenic	ND	mg/L	0.0050	0.00084	1	07/03/24 12:51	07/08/24 18:42	7440-38-2	
Barium	**0.11**	mg/L	0.0050	0.00047	1	07/03/24 12:51	07/08/24 18:42	7440-39-3	
Beryllium	ND	mg/L	0.00050	0.000094	1	07/03/24 12:51	07/09/24 15:12	7440-41-7	
Boron	**1.4**	mg/L	0.040	0.012	1	07/03/24 12:51	07/08/24 18:42	7440-42-8	
Cadmium	ND	mg/L	0.00050	0.00010	1	07/03/24 12:51	07/08/24 18:42	7440-43-9	
Chromium	ND	mg/L	0.0050	0.0019	1	07/03/24 12:51	07/08/24 18:42	7440-47-3	
Cobalt	**0.00070J**	mg/L	0.0050	0.00032	1	07/03/24 12:51	07/08/24 18:42	7440-48-4	
Lead	ND	mg/L	0.0010	0.00016	1	07/03/24 12:51	07/08/24 18:42	7439-92-1	
Lithium	**0.0037J**	mg/L	0.030	0.0016	1	07/03/24 12:51	07/09/24 15:12	7439-93-2	
Molybdenum	**0.050**	mg/L	0.010	0.00062	1	07/03/24 12:51	07/08/24 18:42	7439-98-7	
Selenium	ND	mg/L	0.0050	0.00096	1	07/03/24 12:51	07/08/24 18:42	7782-49-2	
Thallium	ND	mg/L	0.0010	0.00038	1	07/03/24 12:51	07/08/24 18:42	7440-28-0	
7470 Mercury	Analytical Method: EPA 7470A Preparation Method: EPA 7470A Pace Analytical Services - Peachtree Corners, GA								
Mercury	ND	mg/L	0.00020	0.00013	1	07/05/24 10:00	07/05/24 13:30	7439-97-6	
2320B Alkalinity	Analytical Method: SM 2320B-2011 Pace Analytical Services - Asheville								
Alkalinity,Bicarbonate (CaCO3)	**162**	mg/L	5.0	5.0	1		07/05/24 20:03		
Alkalinity,Carbonate (CaCO3)	ND	mg/L	5.0	5.0	1		07/05/24 20:03		
Alkalinity, Total as CaCO3	**162**	mg/L	5.0	5.0	1		07/05/24 20:03		
2540C Total Dissolved Solids	Analytical Method: SM 2540C-2015 Pace Analytical Services - Asheville								
Total Dissolved Solids	**611**	mg/L	25.0	25.0	1		07/03/24 13:31		
4500S2D Sulfide Water	Analytical Method: SM 4500-S2D-2011 Pace Analytical Services - Asheville								
Sulfide	ND	mg/L	0.10	0.022	1		06/28/24 03:32	18496-25-8	
300.0 IC Anions 28 Days	Analytical Method: EPA 300.0 Rev 2.1 1993 Pace Analytical Services - Asheville								
Chloride	**60.8**	mg/L	1.0	0.60	1		06/28/24 10:26	16887-00-6	

REPORT OF LABORATORY ANALYSIS

This report shall not be reproduced, except in full,
without the written consent of Pace Analytical Services, LLC.

Pace Analytical Services, LLC
9800 Kincey Ave. Suite 100
Huntersville, NC 28078
(704)875-9092

ANALYTICAL RESULTS

Project: Hammond AP-1
Pace Project No.: 92738916

Sample: HAM-AS-01 **Lab ID: 92738916009** Collected: 06/26/24 17:05 Received: 06/27/24 10:25 Matrix: Water

Parameters	Results	Units	Report Limit	MDL	DF	Prepared	Analyzed	CAS No.	Qual
300.0 IC Anions 28 Days	Analytical Method: EPA 300.0 Rev 2.1 1993 Pace Analytical Services - Asheville								
Fluoride	**0.12**	mg/L	0.10	0.050	1		06/28/24 10:26	16984-48-8	
Sulfate	**183**	mg/L	4.0	2.0	4		06/28/24 15:27	14808-79-8	

REPORT OF LABORATORY ANALYSIS

This report shall not be reproduced, except in full,
without the written consent of Pace Analytical Services, LLC.

Pace Analytical Services, LLC
9800 Kincey Ave. Suite 100
Huntersville, NC 28078
(704)875-9092

QUALITY CONTROL DATA

Project: Hammond AP-1
Pace Project No.: 92738916

QC Batch: 866012
QC Batch Method: EPA 3010A
Analysis Method: EPA 6010D
Analysis Description: 6010D ATL
Laboratory: Pace Analytical Services - Peachtree Corners, GA
Associated Lab Samples: 92738916001, 92738916002, 92738916003, 92738916004, 92738916005, 92738916006, 92738916007, 92738916008, 92738916009

METHOD BLANK: 4464322 Matrix: Water
Associated Lab Samples: 92738916001, 92738916002, 92738916003, 92738916004, 92738916005, 92738916006, 92738916007, 92738916008, 92738916009

Parameter	Units	Blank Result	Reporting Limit	MDL	Analyzed	Qualifiers
Calcium	mg/L	ND	1.0	0.12	07/03/24 18:49	
Iron	mg/L	ND	0.040	0.025	07/08/24 14:37	
Magnesium	mg/L	ND	0.050	0.012	07/08/24 14:37	
Manganese	mg/L	ND	0.040	0.011	07/03/24 18:49	
Potassium	mg/L	ND	0.50	0.15	07/03/24 18:49	
Sodium	mg/L	ND	1.0	0.58	07/03/24 18:49	

LABORATORY CONTROL SAMPLE: 4464323

Parameter	Units	Spike Conc.	LCS Result	LCS % Rec	% Rec Limits	Qualifiers
Calcium	mg/L	1	1.1	108	80-120	
Iron	mg/L	1	1.0	102	80-120	
Magnesium	mg/L	1	1.0	102	80-120	
Manganese	mg/L	1	0.96	96	80-120	
Potassium	mg/L	1	1.2	118	80-120	
Sodium	mg/L	1	1.2	118	80-120	

MATRIX SPIKE & MATRIX SPIKE DUPLICATE: 4464324 4464325

Parameter	Units	92738916001 Result	MS Spike Conc.	MSD Spike Conc.	MS Result	MSD Result	MS % Rec	MSD % Rec	% Rec Limits	RPD	Max RPD	Qual
Calcium	mg/L	85.1	1	1	86.2	91.8	105	666	75-125	6	20	M1
Iron	mg/L	0.85	1	1	1.2	1.2	33	31	75-125	2	20	M1
Magnesium	mg/L	22.3	1	1	29.4	28.9	717	666	75-125	2	20	M1
Manganese	mg/L	0.31	1	1	1.2	1.2	93	94	75-125	1	20	
Potassium	mg/L	6.6	1	1	7.8	8.4	124	180	75-125	7	20	M1
Sodium	mg/L	10.5	1	1	11.6	12.3	114	183	75-125	6	20	M1

Results presented on this page are in the units indicated by the "Units" column except where an alternate unit is presented to the right of the result.

REPORT OF LABORATORY ANALYSIS

This report shall not be reproduced, except in full,
without the written consent of Pace Analytical Services, LLC.

Pace Analytical Services, LLC
9800 Kincey Ave. Suite 100
Huntersville, NC 28078
(704)875-9092

QUALITY CONTROL DATA

Project: Hammond AP-1
Pace Project No.: 92738916

QC Batch: 865999
QC Batch Method: EPA 3005A
Analysis Method: EPA 6020B
Analysis Description: 6020 MET
Laboratory: Pace Analytical Services - Peachtree Corners, GA
Associated Lab Samples: 92738916001, 92738916002, 92738916003, 92738916004, 92738916005, 92738916006, 92738916007, 92738916008, 92738916009

METHOD BLANK: 4464258 Matrix: Water
Associated Lab Samples: 92738916001, 92738916002, 92738916003, 92738916004, 92738916005, 92738916006, 92738916007, 92738916008, 92738916009

Parameter	Units	Blank Result	Reporting Limit	MDL	Analyzed	Qualifiers
Antimony	mg/L	ND	0.0030	0.00054	07/08/24 17:20	
Arsenic	mg/L	ND	0.0050	0.00084	07/08/24 17:20	
Barium	mg/L	ND	0.0050	0.00047	07/08/24 17:20	
Beryllium	mg/L	ND	0.00050	0.000094	07/09/24 14:22	
Boron	mg/L	ND	0.040	0.012	07/08/24 17:20	
Cadmium	mg/L	ND	0.00050	0.00010	07/08/24 17:20	
Chromium	mg/L	ND	0.0050	0.0019	07/08/24 17:20	
Cobalt	mg/L	ND	0.0050	0.00032	07/08/24 17:20	
Lead	mg/L	ND	0.0010	0.00016	07/08/24 17:20	
Lithium	mg/L	ND	0.030	0.0016	07/09/24 14:22	
Molybdenum	mg/L	ND	0.010	0.00062	07/08/24 17:20	
Selenium	mg/L	ND	0.0050	0.00096	07/08/24 17:20	
Thallium	mg/L	ND	0.0010	0.00038	07/08/24 17:20	

LABORATORY CONTROL SAMPLE: 4464259

Parameter	Units	Spike Conc.	LCS Result	LCS % Rec	% Rec Limits	Qualifiers
Antimony	mg/L	0.1	0.11	106	80-120	
Arsenic	mg/L	0.1	0.11	110	80-120	
Barium	mg/L	0.1	0.11	110	80-120	
Beryllium	mg/L	0.1	0.11	108	80-120	
Boron	mg/L	1	1.1	115	80-120	
Cadmium	mg/L	0.1	0.11	109	80-120	
Chromium	mg/L	0.1	0.11	109	80-120	
Cobalt	mg/L	0.1	0.11	108	80-120	
Lead	mg/L	0.1	0.11	106	80-120	
Lithium	mg/L	0.1	0.11	110	80-120	
Molybdenum	mg/L	0.1	0.11	107	80-120	
Selenium	mg/L	0.1	0.11	108	80-120	
Thallium	mg/L	0.1	0.10	101	80-120	

MATRIX SPIKE & MATRIX SPIKE DUPLICATE: 4464260 4464261

Parameter	Units	92739406001 Result	MS Spike Conc.	MSD Spike Conc.	MS Result	MSD Result	MS % Rec	MSD % Rec	% Rec Limits	RPD	Max RPD	Qual
Antimony	mg/L	ND	0.1	0.1	0.10	0.11	104	107	75-125	3	20	

Results presented on this page are in the units indicated by the "Units" column except where an alternate unit is presented to the right of the result.

REPORT OF LABORATORY ANALYSIS

This report shall not be reproduced, except in full,
without the written consent of Pace Analytical Services, LLC.

Pace Analytical Services, LLC
9800 Kincey Ave. Suite 100
Huntersville, NC 28078
(704)875-9092

QUALITY CONTROL DATA

Project: Hammond AP-1
Pace Project No.: 92738916

MATRIX SPIKE & MATRIX SPIKE DUPLICATE: 4464260 4464261

Parameter	Units	92739406001 Result	MS Spike Conc.	MSD Spike Conc.	MS Result	MSD Result	MS % Rec	MSD % Rec	% Rec Limits	RPD	Max RPD	Qual
Arsenic	mg/L	ND	0.1	0.1	0.11	0.11	105	106	75-125	1	20	
Barium	mg/L	12.8 ug/L	0.1	0.1	0.11	0.12	101	104	75-125	3	20	
Beryllium	mg/L	ND	0.1	0.1	0.091	0.096	91	96	75-125	5	20	
Boron	mg/L	ND	1	1	0.96	1.0	95	100	75-125	5	20	
Cadmium	mg/L	ND	0.1	0.1	0.11	0.11	108	108	75-125	0	20	
Chromium	mg/L	ND	0.1	0.1	0.11	0.11	107	105	75-125	1	20	
Cobalt	mg/L	ND	0.1	0.1	0.11	0.10	104	103	75-125	2	20	
Lead	mg/L	ND	0.1	0.1	0.10	0.10	99	103	75-125	3	20	
Lithium	mg/L	ND	0.1	0.1	0.092	0.097	92	97	75-125	5	20	
Molybdenum	mg/L	ND	0.1	0.1	0.10	0.11	103	110	75-125	6	20	
Selenium	mg/L	ND	0.1	0.1	0.10	0.11	104	111	75-125	6	20	
Thallium	mg/L	ND	0.1	0.1	0.098	0.10	98	100	75-125	2	20	

Results presented on this page are in the units indicated by the "Units" column except where an alternate unit is presented to the right of the result.

REPORT OF LABORATORY ANALYSIS

This report shall not be reproduced, except in full,
without the written consent of Pace Analytical Services, LLC.

Pace Analytical Services, LLC
9800 Kincey Ave. Suite 100
Huntersville, NC 28078
(704)875-9092

QUALITY CONTROL DATA

Project: Hammond AP-1
Pace Project No.: 92738916

QC Batch: 866214
QC Batch Method: EPA 7470A
Analysis Method: EPA 7470A
Analysis Description: 7470 Mercury
Laboratory: Pace Analytical Services - Peachtree Corners, GA
Associated Lab Samples: 92738916001, 92738916002, 92738916003, 92738916004, 92738916005, 92738916006, 92738916007, 92738916008, 92738916009

METHOD BLANK: 4465444 Matrix: Water
Associated Lab Samples: 92738916001, 92738916002, 92738916003, 92738916004, 92738916005, 92738916006, 92738916007, 92738916008, 92738916009

Parameter	Units	Blank Result	Reporting Limit	MDL	Analyzed	Qualifiers
Mercury	mg/L	ND	0.00020	0.00013	07/05/24 12:17	

LABORATORY CONTROL SAMPLE: 4465445

Parameter	Units	Spike Conc.	LCS Result	LCS % Rec	% Rec Limits	Qualifiers
Mercury	mg/L	0.0025	0.0024	95	80-120	

MATRIX SPIKE & MATRIX SPIKE DUPLICATE: 4465446 4465447

Parameter	Units	92738197001 Result	MS Spike Conc.	MSD Spike Conc.	MS Result	MSD Result	MS % Rec	MSD % Rec	% Rec Limits	RPD	Max RPD	Qual
Mercury	mg/L	ND	0.0025	0.0025	0.0026	0.0026	101	101	75-125	0	20	

Results presented on this page are in the units indicated by the "Units" column except where an alternate unit is presented to the right of the result.

REPORT OF LABORATORY ANALYSIS

This report shall not be reproduced, except in full,
without the written consent of Pace Analytical Services, LLC.

Pace Analytical Services, LLC
9800 Kincey Ave. Suite 100
Huntersville, NC 28078
(704)875-9092

QUALITY CONTROL DATA

Project: Hammond AP-1
Pace Project No.: 92738916

QC Batch: 866225
QC Batch Method: SM 2320B-2011
Analysis Method: SM 2320B-2011
Analysis Description: 2320B Alkalinity
Laboratory: Pace Analytical Services - Asheville
Associated Lab Samples: 92738916001, 92738916002, 92738916003, 92738916004, 92738916005, 92738916006

METHOD BLANK: 4465466 Matrix: Water
Associated Lab Samples: 92738916001, 92738916002, 92738916003, 92738916004, 92738916005, 92738916006

Parameter	Units	Blank Result	Reporting Limit	MDL	Analyzed	Qualifiers
Alkalinity, Total as CaCO3	mg/L	ND	5.0	5.0	07/05/24 10:53	
Alkalinity,Bicarbonate (CaCO3)	mg/L	ND	5.0	5.0	07/05/24 10:53	
Alkalinity,Carbonate (CaCO3)	mg/L	ND	5.0	5.0	07/05/24 10:53	

LABORATORY CONTROL SAMPLE: 4465467

Parameter	Units	Spike Conc.	LCS Result	LCS % Rec	% Rec Limits	Qualifiers
Alkalinity, Total as CaCO3	mg/L	50	50.5	101	80-120	

LABORATORY CONTROL SAMPLE: 4465468

Parameter	Units	Spike Conc.	LCS Result	LCS % Rec	% Rec Limits	Qualifiers
Alkalinity, Total as CaCO3	mg/L	50	51.5	103	80-120	

MATRIX SPIKE & MATRIX SPIKE DUPLICATE: 4465471 4465472

Parameter	Units	92739724003 Result	MS Spike Conc.	MSD Spike Conc.	MS Result	MSD Result	MS % Rec	MSD % Rec	% Rec Limits	RPD	Max RPD	Qual
Alkalinity, Total as CaCO3	mg/L	3600	50	50	3270	3120	-648	-947	80-120	5	25	M1

MATRIX SPIKE & MATRIX SPIKE DUPLICATE: 4465807 4465808

Parameter	Units	92739724002 Result	MS Spike Conc.	MSD Spike Conc.	MS Result	MSD Result	MS % Rec	MSD % Rec	% Rec Limits	RPD	Max RPD	Qual
Alkalinity, Total as CaCO3	mg/L	5.8	50	50	57.4	55.0	103	99	80-120	4	25	

Results presented on this page are in the units indicated by the "Units" column except where an alternate unit is presented to the right of the result.

REPORT OF LABORATORY ANALYSIS

This report shall not be reproduced, except in full,
without the written consent of Pace Analytical Services, LLC.

Pace Analytical Services, LLC
9800 Kincey Ave. Suite 100
Huntersville, NC 28078
(704)875-9092

QUALITY CONTROL DATA

Project: Hammond AP-1
Pace Project No.: 92738916

QC Batch: 866228
QC Batch Method: SM 2320B-2011
Analysis Method: SM 2320B-2011
Analysis Description: 2320B Alkalinity
Laboratory: Pace Analytical Services - Asheville
Associated Lab Samples: 92738916007, 92738916008, 92738916009

METHOD BLANK: 4465477 Matrix: Water
Associated Lab Samples: 92738916007, 92738916008, 92738916009

Parameter	Units	Blank Result	Reporting Limit	MDL	Analyzed	Qualifiers
Alkalinity, Total as CaCO3	mg/L	ND	5.0	5.0	07/05/24 19:32	
Alkalinity,Bicarbonate (CaCO3)	mg/L	ND	5.0	5.0	07/05/24 19:32	
Alkalinity,Carbonate (CaCO3)	mg/L	ND	5.0	5.0	07/05/24 19:32	

LABORATORY CONTROL SAMPLE: 4465478

Parameter	Units	Spike Conc.	LCS Result	LCS % Rec	% Rec Limits	Qualifiers
Alkalinity, Total as CaCO3	mg/L	50	51.2	102	80-120	

LABORATORY CONTROL SAMPLE: 4465479

Parameter	Units	Spike Conc.	LCS Result	LCS % Rec	% Rec Limits	Qualifiers
Alkalinity, Total as CaCO3	mg/L	50	51.8	104	80-120	

MATRIX SPIKE & MATRIX SPIKE DUPLICATE: 4465480 4465481

Parameter	Units	92739437002 Result	MS Spike Conc.	MSD Spike Conc.	MS Result	MSD Result	MS % Rec	MSD % Rec	% Rec Limits	RPD	Max RPD	Qual
Alkalinity, Total as CaCO3	mg/L	20.4	50	50	68.7	69.1	97	97	80-120	0	25	

MATRIX SPIKE & MATRIX SPIKE DUPLICATE: 4465482 4465483

Parameter	Units	92739437003 Result	MS Spike Conc.	MSD Spike Conc.	MS Result	MSD Result	MS % Rec	MSD % Rec	% Rec Limits	RPD	Max RPD	Qual
Alkalinity, Total as CaCO3	mg/L	125	50	50	174	180	97	110	80-120	4	25	

Results presented on this page are in the units indicated by the "Units" column except where an alternate unit is presented to the right of the result.

REPORT OF LABORATORY ANALYSIS

This report shall not be reproduced, except in full,
without the written consent of Pace Analytical Services, LLC.

Pace Analytical Services, LLC
9800 Kincey Ave. Suite 100
Huntersville, NC 28078
(704)875-9092

QUALITY CONTROL DATA

Project: Hammond AP-1
Pace Project No.: 92738916

QC Batch: 865913 — Analysis Method: SM 2540C-2015
QC Batch Method: SM 2540C-2015 — Analysis Description: 2540C Total Dissolved Solids
Laboratory: Pace Analytical Services - Asheville
Associated Lab Samples: 92738916001, 92738916002, 92738916003, 92738916004, 92738916005, 92738916006, 92738916007, 92738916008, 92738916009

METHOD BLANK: 4463746 — Matrix: Water
Associated Lab Samples: 92738916001, 92738916002, 92738916003, 92738916004, 92738916005, 92738916006, 92738916007, 92738916008, 92738916009

Parameter	Units	Blank Result	Reporting Limit	MDL	Analyzed	Qualifiers
Total Dissolved Solids	mg/L	ND	25.0	25.0	07/03/24 13:30	

LABORATORY CONTROL SAMPLE: 4463747

Parameter	Units	Spike Conc.	LCS Result	LCS % Rec	% Rec Limits	Qualifiers
Total Dissolved Solids	mg/L	250	244	98	90-110	

SAMPLE DUPLICATE: 4463748

Parameter	Units	92738890003 Result	Dup Result	RPD	Max RPD	Qualifiers
Total Dissolved Solids	mg/L	113	111	2	25	

SAMPLE DUPLICATE: 4463749

Parameter	Units	92738890004 Result	Dup Result	RPD	Max RPD	Qualifiers
Total Dissolved Solids	mg/L	3520	3480	1	25	

Results presented on this page are in the units indicated by the "Units" column except where an alternate unit is presented to the right of the result.

REPORT OF LABORATORY ANALYSIS

This report shall not be reproduced, except in full,
without the written consent of Pace Analytical Services, LLC.

Pace Analytical Services, LLC
9800 Kincey Ave. Suite 100
Huntersville, NC 28078
(704)875-9092

QUALITY CONTROL DATA

Project: Hammond AP-1
Pace Project No.: 92738916

QC Batch: 864756
QC Batch Method: SM 4500-S2D-2011
Analysis Method: SM 4500-S2D-2011
Analysis Description: 4500S2D Sulfide Water
Laboratory: Pace Analytical Services - Asheville
Associated Lab Samples: 92738916001, 92738916002

METHOD BLANK: 4458515 Matrix: Water
Associated Lab Samples: 92738916001, 92738916002

Parameter	Units	Blank Result	Reporting Limit	MDL	Analyzed	Qualifiers
Sulfide	mg/L	ND	0.10	0.022	06/28/24 03:13	

LABORATORY CONTROL SAMPLE: 4458516

Parameter	Units	Spike Conc.	LCS Result	LCS % Rec	% Rec Limits	Qualifiers
Sulfide	mg/L	0.5	0.53	106	80-120	

MATRIX SPIKE & MATRIX SPIKE DUPLICATE: 4458519 4458520

Parameter	Units	92738672004 Result	MS Spike Conc.	MSD Spike Conc.	MS Result	MSD Result	MS % Rec	MSD % Rec	% Rec Limits	RPD	Max RPD	Qual
Sulfide	mg/L	ND	0.5	0.5	0.54	0.56	104	107	80-120	3	10	

MATRIX SPIKE & MATRIX SPIKE DUPLICATE: 4458565 4458566

Parameter	Units	92738549001 Result	MS Spike Conc.	MSD Spike Conc.	MS Result	MSD Result	MS % Rec	MSD % Rec	% Rec Limits	RPD	Max RPD	Qual
Sulfide	mg/L	ND	0.5	0.5	0.53	0.55	105	108	80-120	3	10	

Results presented on this page are in the units indicated by the "Units" column except where an alternate unit is presented to the right of the result.

REPORT OF LABORATORY ANALYSIS

This report shall not be reproduced, except in full,
without the written consent of Pace Analytical Services, LLC.

Pace Analytical Services, LLC
9800 Kincey Ave. Suite 100
Huntersville, NC 28078
(704)875-9092

QUALITY CONTROL DATA

Project: Hammond AP-1
Pace Project No.: 92738916

QC Batch: 864757
QC Batch Method: SM 4500-S2D-2011
Analysis Method: SM 4500-S2D-2011
Analysis Description: 4500S2D Sulfide Water
Laboratory: Pace Analytical Services - Asheville
Associated Lab Samples: 92738916003, 92738916004, 92738916005, 92738916006, 92738916007, 92738916008, 92738916009

METHOD BLANK: 4458521 Matrix: Water
Associated Lab Samples: 92738916003, 92738916004, 92738916005, 92738916006, 92738916007, 92738916008, 92738916009

Parameter	Units	Blank Result	Reporting Limit	MDL	Analyzed	Qualifiers
Sulfide	mg/L	ND	0.10	0.022	06/28/24 03:27	

LABORATORY CONTROL SAMPLE: 4458522

Parameter	Units	Spike Conc.	LCS Result	LCS % Rec	% Rec Limits	Qualifiers
Sulfide	mg/L	0.5	0.52	104	80-120	

MATRIX SPIKE & MATRIX SPIKE DUPLICATE: 4458523 4458524

Parameter	Units	92738916003 Result	MS Spike Conc.	MSD Spike Conc.	MS Result	MSD Result	MS % Rec	MSD % Rec	% Rec Limits	RPD	Max RPD	Qual
Sulfide	mg/L	ND	0.5	0.5	0.52	0.55	102	107	80-120	4	10	

MATRIX SPIKE & MATRIX SPIKE DUPLICATE: 4458525 4458526

Parameter	Units	92738908001 Result	MS Spike Conc.	MSD Spike Conc.	MS Result	MSD Result	MS % Rec	MSD % Rec	% Rec Limits	RPD	Max RPD	Qual
Sulfide	mg/L	ND	0.5	0.5	0.52	0.51	104	102	80-120	2	10	

Results presented on this page are in the units indicated by the "Units" column except where an alternate unit is presented to the right of the result.

REPORT OF LABORATORY ANALYSIS

This report shall not be reproduced, except in full,
without the written consent of Pace Analytical Services, LLC.

Pace Analytical Services, LLC
9800 Kincey Ave. Suite 100
Huntersville, NC 28078
(704)875-9092

QUALITY CONTROL DATA

Project: Hammond AP-1
Pace Project No.: 92738916

QC Batch: 864704
QC Batch Method: EPA 300.0 Rev 2.1 1993
Analysis Method: EPA 300.0 Rev 2.1 1993
Analysis Description: 300.0 IC Anions
Laboratory: Pace Analytical Services - Asheville
Associated Lab Samples: 92738916001, 92738916002, 92738916003, 92738916004, 92738916005, 92738916006, 92738916007, 92738916008, 92738916009

METHOD BLANK: 4458273 Matrix: Water
Associated Lab Samples: 92738916001, 92738916002, 92738916003, 92738916004, 92738916005, 92738916006, 92738916007, 92738916008, 92738916009

Parameter	Units	Blank Result	Reporting Limit	MDL	Analyzed	Qualifiers
Chloride	mg/L	ND	1.0	0.60	06/27/24 22:16	
Fluoride	mg/L	ND	0.10	0.050	06/27/24 22:16	
Sulfate	mg/L	ND	1.0	0.50	06/27/24 22:16	

LABORATORY CONTROL SAMPLE: 4458274

Parameter	Units	Spike Conc.	LCS Result	LCS % Rec	% Rec Limits	Qualifiers
Chloride	mg/L	50	52.2	104	90-110	
Fluoride	mg/L	2.5	2.6	106	90-110	
Sulfate	mg/L	50	52.3	105	90-110	

MATRIX SPIKE & MATRIX SPIKE DUPLICATE: 4458275 4458276

Parameter	Units	92738725014 Result	MS Spike Conc.	MSD Spike Conc.	MS Result	MSD Result	MS % Rec	MSD % Rec	% Rec Limits	RPD	Max RPD	Qual
Chloride	mg/L	43.0	50	50	95.9	94.9	106	104	90-110	1	10	
Fluoride	mg/L	ND	2.5	2.5	2.7	2.6	106	104	90-110	2	10	
Sulfate	mg/L	67.6	50	50	105	104	75	74	90-110	1	10	M1

MATRIX SPIKE & MATRIX SPIKE DUPLICATE: 4458277 4458278

Parameter	Units	92738916005 Result	MS Spike Conc.	MSD Spike Conc.	MS Result	MSD Result	MS % Rec	MSD % Rec	% Rec Limits	RPD	Max RPD	Qual
Chloride	mg/L	45.5	50	50	94.9	99.7	99	108	90-110	5	10	
Fluoride	mg/L	0.36	2.5	2.5	2.9	3.2	102	112	90-110	9	10	M1
Sulfate	mg/L	129	50	50	171	175	85	92	90-110	2	10	M1

Results presented on this page are in the units indicated by the "Units" column except where an alternate unit is presented to the right of the result.

REPORT OF LABORATORY ANALYSIS

This report shall not be reproduced, except in full,
without the written consent of Pace Analytical Services, LLC.

Pace Analytical Services, LLC
9800 Kincey Ave. Suite 100
Huntersville, NC 28078
(704)875-9092

QUALIFIERS

Project: Hammond AP-1
Pace Project No.: 92738916

DEFINITIONS

DF - Dilution Factor, if reported, represents the factor applied to the reported data due to dilution of the sample aliquot.

ND - Not Detected at or above adjusted reporting limit.

TNTC - Too Numerous To Count

J - Estimated concentration above the adjusted method detection limit and below the adjusted reporting limit.

MDL - Adjusted Method Detection Limit.

PQL - Practical Quantitation Limit.

RL - Reporting Limit - The lowest concentration value that meets project requirements for quantitative data with known precision and bias for a specific analyte in a specific matrix.

S - Surrogate

1,2-Diphenylhydrazine decomposes to and cannot be separated from Azobenzene using Method 8270. The result for each analyte is a combined concentration.

Consistent with EPA guidelines, unrounded data are displayed and have been used to calculate % recovery and RPD values.

LCS(D) - Laboratory Control Sample (Duplicate)

MS(D) - Matrix Spike (Duplicate)

DUP - Sample Duplicate

RPD - Relative Percent Difference

NC - Not Calculable.

SG - Silica Gel - Clean-Up

U - Indicates the compound was analyzed for, but not detected.

Acid preservation may not be appropriate for 2 Chloroethylvinyl ether.

A separate vial preserved to a pH of 4-5 is recommended in SW846 Chapter 4 for the analysis of Acrolein and Acrylonitrile by EPA Method 8260.

N-Nitrosodiphenylamine decomposes and cannot be separated from Diphenylamine using Method 8270. The result reported for each analyte is a combined concentration.

Reported results are not rounded until the final step prior to reporting. Therefore, calculated parameters that are typically reported as "Total" may vary slightly from the sum of the reported component parameters.

Pace Analytical is TNI accredited. Contact your Pace PM for the current list of accredited analytes.

TNI - The NELAC Institute.

ANALYTE QUALIFIERS

M1 Matrix spike recovery exceeded QC limits. Batch accepted based on laboratory control sample (LCS) recovery.

This report shall not be reproduced, except in full,
without the written consent of Pace Analytical Services, LLC.

Pace Analytical Services, LLC
9800 Kincey Ave. Suite 100
Huntersville, NC 28078
(704)875-9092

QUALITY CONTROL DATA CROSS REFERENCE TABLE

Project: Hammond AP-1
Pace Project No.: 92738916

Lab ID	Sample ID	QC Batch Method	QC Batch	Analytical Method	Analytical Batch
92738916001	**HAM-INW-03**	EPA 3010A	866012	EPA 6010D	866073
92738916002	**HAM-PT-09**	EPA 3010A	866012	EPA 6010D	866073
92738916003	**HAM-PT-10**	EPA 3010A	866012	EPA 6010D	866073
92738916004	**HAM-PT-11**	EPA 3010A	866012	EPA 6010D	866073
92738916005	**HAM-PT-12**	EPA 3010A	866012	EPA 6010D	866073
92738916006	**HAM-AP1-EB-01**	EPA 3010A	866012	EPA 6010D	866073
92738916007	**HAM-AP1-FB-01**	EPA 3010A	866012	EPA 6010D	866073
92738916008	**HAM-AP1-FD-01**	EPA 3010A	866012	EPA 6010D	866073
92738916009	**HAM-AS-01**	EPA 3010A	866012	EPA 6010D	866073
92738916001	**HAM-INW-03**	EPA 3005A	865999	EPA 6020B	866113
92738916002	**HAM-PT-09**	EPA 3005A	865999	EPA 6020B	866113
92738916003	**HAM-PT-10**	EPA 3005A	865999	EPA 6020B	866113
92738916004	**HAM-PT-11**	EPA 3005A	865999	EPA 6020B	866113
92738916005	**HAM-PT-12**	EPA 3005A	865999	EPA 6020B	866113
92738916006	**HAM-AP1-EB-01**	EPA 3005A	865999	EPA 6020B	866113
92738916007	**HAM-AP1-FB-01**	EPA 3005A	865999	EPA 6020B	866113
92738916008	**HAM-AP1-FD-01**	EPA 3005A	865999	EPA 6020B	866113
92738916009	**HAM-AS-01**	EPA 3005A	865999	EPA 6020B	866113
92738916001	**HAM-INW-03**	EPA 7470A	866214	EPA 7470A	866240
92738916002	**HAM-PT-09**	EPA 7470A	866214	EPA 7470A	866240
92738916003	**HAM-PT-10**	EPA 7470A	866214	EPA 7470A	866240
92738916004	**HAM-PT-11**	EPA 7470A	866214	EPA 7470A	866240
92738916005	**HAM-PT-12**	EPA 7470A	866214	EPA 7470A	866240
92738916006	**HAM-AP1-EB-01**	EPA 7470A	866214	EPA 7470A	866240
92738916007	**HAM-AP1-FB-01**	EPA 7470A	866214	EPA 7470A	866240
92738916008	**HAM-AP1-FD-01**	EPA 7470A	866214	EPA 7470A	866240
92738916009	**HAM-AS-01**	EPA 7470A	866214	EPA 7470A	866240
92738916001	**HAM-INW-03**	SM 2320B-2011	866225		
92738916002	**HAM-PT-09**	SM 2320B-2011	866225		
92738916003	**HAM-PT-10**	SM 2320B-2011	866225		
92738916004	**HAM-PT-11**	SM 2320B-2011	866225		
92738916005	**HAM-PT-12**	SM 2320B-2011	866225		
92738916006	**HAM-AP1-EB-01**	SM 2320B-2011	866225		
92738916007	**HAM-AP1-FB-01**	SM 2320B-2011	866228		
92738916008	**HAM-AP1-FD-01**	SM 2320B-2011	866228		
92738916009	**HAM-AS-01**	SM 2320B-2011	866228		
92738916001	**HAM-INW-03**	SM 2540C-2015	865913		
92738916002	**HAM-PT-09**	SM 2540C-2015	865913		
92738916003	**HAM-PT-10**	SM 2540C-2015	865913		
92738916004	**HAM-PT-11**	SM 2540C-2015	865913		
92738916005	**HAM-PT-12**	SM 2540C-2015	865913		
92738916006	**HAM-AP1-EB-01**	SM 2540C-2015	865913		
92738916007	**HAM-AP1-FB-01**	SM 2540C-2015	865913		
92738916008	**HAM-AP1-FD-01**	SM 2540C-2015	865913		
92738916009	**HAM-AS-01**	SM 2540C-2015	865913		
92738916001	**HAM-INW-03**	SM 4500-S2D-2011	864756		

REPORT OF LABORATORY ANALYSIS

This report shall not be reproduced, except in full,
without the written consent of Pace Analytical Services, LLC.

Pace Analytical Services, LLC
9800 Kincey Ave. Suite 100
Huntersville, NC 28078
(704)875-9092

QUALITY CONTROL DATA CROSS REFERENCE TABLE

Project: Hammond AP-1
Pace Project No.: 92738916

Lab ID	Sample ID	QC Batch Method	QC Batch	Analytical Method	Analytical Batch
92738916002	**HAM-PT-09**	SM 4500-S2D-2011	864756		
92738916003	**HAM-PT-10**	SM 4500-S2D-2011	864757		
92738916004	**HAM-PT-11**	SM 4500-S2D-2011	864757		
92738916005	**HAM-PT-12**	SM 4500-S2D-2011	864757		
92738916006	**HAM-AP1-EB-01**	SM 4500-S2D-2011	864757		
92738916007	**HAM-AP1-FB-01**	SM 4500-S2D-2011	864757		
92738916008	**HAM-AP1-FD-01**	SM 4500-S2D-2011	864757		
92738916009	**HAM-AS-01**	SM 4500-S2D-2011	864757		
92738916001	**HAM-INW-03**	EPA 300.0 Rev 2.1 1993	864704		
92738916002	**HAM-PT-09**	EPA 300.0 Rev 2.1 1993	864704		
92738916003	**HAM-PT-10**	EPA 300.0 Rev 2.1 1993	864704		
92738916004	**HAM-PT-11**	EPA 300.0 Rev 2.1 1993	864704		
92738916005	**HAM-PT-12**	EPA 300.0 Rev 2.1 1993	864704		
92738916006	**HAM-AP1-EB-01**	EPA 300.0 Rev 2.1 1993	864704		
92738916007	**HAM-AP1-FB-01**	EPA 300.0 Rev 2.1 1993	864704		
92738916008	**HAM-AP1-FD-01**	EPA 300.0 Rev 2.1 1993	864704		
92738916009	**HAM-AS-01**	EPA 300.0 Rev 2.1 1993	864704		

This report shall not be reproduced, except in full,
without the written consent of Pace Analytical Services, LLC.

Pace

DC#_Title: ENV-FRM-HUN1-0083 v05_Sample Condition Upon Receipt

Effective Date: 05/24/2024

Laboratory receiving samples:
Asheville ☐ Eden ☐ Greenwood ☐ Huntersville ☐ Raleigh ☐ Mechanicsville ☐ Atlanta ☑ Kernersville ☐

Sample Condition Upon Receipt

Client Name: GA Power

Project #:

WO# : 92738916

92738916

Courier: ☐ Commercial ☐ Fed Ex ☐ UPS ☐ USPS ☐ Client ☑ Pace ☐ Other:____

Custody Seal Present? ☑ Yes ☐ No Seals Intact? ☑ Yes ☐ No ☐ N/A

Date/Initials Person Examining Contents: 6/27/24 DW

Packing Material: ☑ Bubble Wrap ☐ Bubble Bags ☐ None ☐ Other

Biological Tissue Frozen? ☐ Yes ☐ No ☑ N/A

Thermometer: ☐ IR Gun ID: 214 Type of Ice: ☑ Wet ☐ Blue ☐ None

Cooler Temp: 5.4 Correction Factor: Add/Subtract (°C) +0.1

Temp should be above freezing to 6°C
☐ Samples out of temp criteria. Samples on ice, cooling process has begun

Cooler Temp Corrected (°C): 5.5

USDA Regulated Soil (☐ N/A, water sample)
Did samples originate in a quarantine zone within the United States: CA, NY, or SC (check maps)? ☐ Yes ☐ No

Did samples originate from a foreign source (internationally, including Hawaii and Puerto Rico)? ☐ Yes ☐ No

				Comments/Discrepancy:
Chain of Custody Present?	☑ Yes	☐ No	☐ N/A	1.
Samples Arrived within Hold Time?	☑ Yes	☐ No	☐ N/A	2.
Short Hold Time Analysis (<72 hr.)?	☑ Yes	☐ No	☐ N/A	3.
Rush Turn Around Time Requested?	☑ Yes	☐ No	☐ N/A	4. 5 DAY TAT
Sufficient Volume?	☑ Yes	☐ No	☐ N/A	5.
Correct Containers Used?	☑ Yes	☐ No	☐ N/A	6.
-Pace Containers Used?	☑ Yes	☐ No	☐ N/A	
Containers Intact?	☑ Yes	☐ No	☐ N/A	7.
Dissolved analysis: Samples Field Filtered?	☐ Yes	☑ No	☐ N/A	8.
Sample Labels Match COC? -Includes Date/Time/ID/Analysis Matrix:____	☐ Yes	☑ No	☐ N/A	9. No sample provided for HAM-API-FD-01 Sample for DUP provided not on COC
Headspace in VOA Vials (>5-6mm)?	☐ Yes	☐ No	☑ N/A	10.
Trip Blank Present?	☐ Yes	☐ No	☑ N/A	11.
Trip Blank Custody Seals Present?	☐ Yes	☐ No	☑ N/A	

COMMENTS/SAMPLE DISCREPANCY

Field Data Required? ☐ Yes ☐ No

Lot ID of split containers:

CLIENT NOTIFICATION/RESOLUTION

Person contacted: Date/Time:

Project Manager SCURF Review: Date:

Project Manager SRF Review: Date:

Qualtrax ID: 69614

WO#: 92738916

PM: BV Due Date: 07/12/24

CLIENT: 92- GP-HAM

*Check mark top half of box if pH and/or dechlorination is verified and within the acceptance range for preservation samples.

Exceptions: VOA, Coliform, TOC, Oil and Grease, DRO/8015 (water) DOC, LLHg

**Bottom half of box is to list number of bottles

***Check all unpreserved Nitrates for chlorine

Project #

Laboratory Receiving Location: Asheville ☐ Eden ☐ Greenwood ☐ Huntersville ☐ Raleigh ☐ Mechanicsville ☐ Atlanta ☑ Kernersville ☐

Client GA Power Profile/EZ (Circle one) 10539 Notes

Item#	BP4U-125 mL Plastic Unpreserved (N/A) (Cl-)	BP3U-250 mL Plastic Unpreserved (N/A)	BP2U-500 mL Plastic Unpreserved (N/A)	BP1U-1 liter Plastic Unpreserved (N/A)		BP4S-125 mL Plastic H2SO4 (pH < 2) (Cl-)	BP3N-250 mL plastic HNO3 (pH < 2)	BP4Z-125 mL Plastic ZN Acetate & NaOH (>9)	BP4B-125 mL Plastic NaOH (pH > 12) (Cl-)	WGFU-Wide-mouthed Glass jar Unpreserved	AG1U-1 liter Amber Unpreserved (N/A) (Cl-)	AG1H-1 liter Amber HCl (pH < 2)	AG3U-250 mL Amber Unpreserved (N/A) (Cl-)	AG1S-1 liter Amber H2SO4 (pH < 2)	AG3S-250 mL Amber H2SO4 (pH < 2)	DG8A-40 mL Amber NH4Cl (N/A)(Cl-)	DG9H-40 mL VOA HCl (N/A)	VG9T-40 mL VOA Na2S2O3 (N/A)	VG9U-40 mL VOA Unpreserved (N/A)	DG9V-40 mL VOA H3PO4 (N/A)	KP7U-50 mL Plastic Unpreserved (N/A)	V/GK (3 vials per kit)-VPH/Gas kit (N/A)	SP5T-125 mL Sterile Plastic (N/A – lab)	SP2T-250 mL Sterile Plastic (N/A – lab)		BP3R-250 mL Plastic (NH2)2SO4 (9.3-9.7)	AG0U-100 mL Amber Unpreserved (N/A) (Cl-)	VSGU-20 mL Scintillation vials (N/A)	DG9U-40 mL Amber Unpreserved vials (N/A)
CC																														
1		2	1				1	1																						
2		2	1				1	1																						
3		2	1				1	1																						
4		2	1				1	1																						
5		2	1				1	1																						
6		2	1				1	1																						
7		2	1				1	1																						
8		2	1				1	1																						
9		2	1				1	1																						
10																														
11																														
12																														

pH Adjustment Log for Preserved Samples

Sample ID	Type of Preservative	pH upon receipt	Date preservation adjusted	Time preservation adjusted	Amount of Preservative added	Lot #

Note: Whenever there is a discrepancy affecting North Carolina compliance samples, a copy of this form will be sent to the North Carolina DENR Certification Office (i.e. Out of hold, incorrect preservative, out of temp, incorrect containers.

Pace Analytical
www.pacelabs.com

CHAIN-OF-CUSTODY / Analytical Request Document

The Chain-of-Custody is a LEGAL DOCUMENT. All relevant fields must be completed accurately.

Page: 1 of 1

Section A Required Client Information:	Section B Required Project Information:	Section C Invoice Information:
Company: GA Power	Report To: SCS Contacts	Attention: Southern Co.
Address: Atlanta, GA	Copy To: Geosyntec Contacts	Company Name:
		Address:
Email To: SCS Contacts	Purchase Order No.: GPC82474-0001	Pace Quote Reference:
Phone: Fax:	Project Name: Hammond AP-1	Pace Project Manager: Bonnie Varig
Requested Due Date/TAT: 5 day	Project Number:	Pace Profile #: 10839

REGULATORY AGENCY

☐ NPDES ☐ GROUND WATER ☐ DRINKING WATER
☐ UST ☐ RCRA ☑ OTHER CCR

Site Location STATE: GA

Section D Required Client Information

SAMPLE ID
(A-Z, 0-9 / ,-)
Sample IDs MUST BE UNIQUE

Valid Matrix Codes

MATRIX	CODE
DRINKING WATER	DW WT
WATER	WW
WASTE WATER	P
PRODUCT	SL
SOIL/SOLID	OL
OIL	WP
WIPE	AR
AIR	OT
OTHER	TS
TISSUE	

Requested Analysis Filtered (Y/N)

ITEM #	SAMPLE ID	MATRIX CODE (see valid codes to left)	SAMPLE TYPE (G=GRAB C=COMP)	COLLECTED COMPOSITE DATE	COLLECTED COMPOSITE TIME	COLLECTED COMPOSITE DATE	COLLECTED COMPOSITE TIME	SAMPLE TEMP AT COLLECTION	# OF CONTAINERS	Preservatives: Unpreserved	H_2SO_4	HNO_3	HCl	NaOH	$Na_2S_2O_3$	Methanol	Other	Analysis Test Y/N	Chloride, Fluoride, Sulfate	Full App III and IV metals	Major Ions (Profile 10839-2)	TDS	Residual Chlorine (Y/N)	Pace Project No./ Lab I.D. 92738916
																		Y/N	N	N	N	N		
1	HAM-INW-03	WG	G	6/26/2024	1515			21	5	3		1					1		X	X	X	X	N	001
2	HAM-PT-09	WG	G	6/26/2024	2107			21	5	3		1					1		X	X	X	X	N	002
3	HAM-PT-10	WG	G	6/26/2024	1500			23	5	3		1					1		X	X	X	X	N	003
4	HAM-PT-11	WG	G	6/26/2024	1250			21	5	3		1					1		X	X	X	X	N	004
5	HAM-PT-12	WG	G	6/26/2024	1902			20	5	3		1					1		X	X	X	X	N	005
6	HAM-AP1-EB-01	WQ	G	6/26/2024	1950			20	5	3		1					1		X	X	X	X	N	006
7	HAM-AP1-FB-01	WQ	G	6/26/2024	1830			20	5	3		1					1		X	X	X	X	N	007
8	HAM-AP1-FD-01	WG	G	6/26/2024	0000			20	5	3		1					1		X	X	X	X	N	008
9	HAM-AS-01	WG	G	6/26/2024	1705			20	5	3		1					1		X	X	X	X	N	009
10																								
11																								
12																								

JW 6/27/24

ADDITIONAL COMMENTS	RELINQUISHED BY / AFFILIATION	DATE	TIME	ACCEPTED BY / AFFILIATION	DATE	TIME	SAMPLE CONDITIONS
Task Code: HAM-CCR-CA-20240626	Jamie Newsome	6/27/24	1025	Ryan Williams / Pace	6/27/24	1025	
	Ryan Williams / Pace	6/27/24	1115		6/27/24	1115	

SAMPLER NAME AND SIGNATURE

PRINT Name of SAMPLER: Jamie Newsome / Geosyntec Consultants, Inc.

SIGNATURE of SAMPLER: Jamie Newsome DATE Signed (MM/DD/YY): 6/26/2024

Temp in °C | Received on Ice (Y/N) | Custody Sealed Cooler (Y/N) | Samples Intact (Y/N)

*Important Note: By signing this form you are accepting Pace's NET 30 day payment terms and agreeing to late charges of 1.5% per month for any invoices not paid within 30 days.

FIELD SAMPLING REPORTS

Low-Flow Test Report:

Test Date / Time: 6/26/2024 4:09:00 PM
Project: Plant Hammond
Operator Name: Elisabeth Russell

Location Name: AS-01 **Well Diameter: 2 in** **Casing Type: PVC** **Screen Length: 10 ft** **Top of Screen: 20.01 ft** **Total Depth: 30.01 ft** **Initial Depth to Water: 13.05 ft**	**Pump Type: Peristaltic** **Tubing Type: Polyethylene** **Pump Intake From TOC: 25 ft** **Estimated Total Volume Pumped: 11 liter** **Flow Cell Volume: 90 ml** **Final Flow Rate: 200 ml/min** **Final Draw Down: 0.05 ft**	**Instrument Used: Aqua TROLL 400** **Serial Number: 1080302**

Test Notes:

Low-Flow Readings:

Date Time	Elapsed Time	pH	Temperature	Specific Conductivity	RDO Concentration	Turbidity	ORP	Depth to Water	Flow
		+/- 0.1	+/- 0.5	+/- 5 %	+/- 0.3	+/- 10	+/- 10	+/- 0.5	
6/26/2024 4:09 PM	00:00	7.37 pH	22.31 °C	854.29 µS/cm	0.27 mg/L	25.40 NTU	-87.9 mV	13.05 ft	200.00 ml/min
6/26/2024 4:14 PM	05:00	7.36 pH	21.01 °C	863.77 µS/cm	0.19 mg/L	23.10 NTU	-76.6 mV	13.05 ft	200.00 ml/min
6/26/2024 4:19 PM	10:00	7.33 pH	20.72 °C	866.73 µS/cm	0.16 mg/L	15.00 NTU	-66.2 mV	13.06 ft	200.00 ml/min
6/26/2024 4:24 PM	15:00	7.33 pH	20.60 °C	866.80 µS/cm	0.15 mg/L	14.60 NTU	-67.4 mV	13.07 ft	200.00 ml/min
6/26/2024 4:29 PM	20:00	7.31 pH	20.65 °C	864.70 µS/cm	0.14 mg/L	10.00 NTU	-59.1 mV	13.08 ft	200.00 ml/min
6/26/2024 4:34 PM	25:00	7.30 pH	20.30 °C	868.19 µS/cm	0.14 mg/L	9.98 NTU	-56.6 mV	13.08 ft	200.00 ml/min
6/26/2024 4:39 PM	30:00	7.30 pH	20.79 °C	865.39 µS/cm	0.14 mg/L	12.20 NTU	-56.6 mV	13.09 ft	200.00 ml/min
6/26/2024 4:44 PM	35:00	7.29 pH	20.61 °C	866.40 µS/cm	0.13 mg/L	8.63 NTU	-51.8 mV	13.10 ft	200.00 ml/min
6/26/2024 4:49 PM	40:00	7.29 pH	20.39 °C	865.12 µS/cm	0.13 mg/L	4.62 NTU	-47.8 mV	13.10 ft	200.00 ml/min
6/26/2024 4:54 PM	45:00	7.28 pH	20.48 °C	867.29 µS/cm	0.13 mg/L	4.66 NTU	-47.7 mV	13.11 ft	200.00 ml/min

Samples

Sample ID:	Description:
HAM-AS-01	Grab.

Created using VuSitu from In-Situ, Inc.

Low-Flow Test Report:

Test Date / Time: 6/26/2024 1:34:32 PM
Project: Plant Hammond
Operator Name: Elisabeth Russell

Location Name: INW-03 **Well Diameter: 2 in** **Casing Type: PVC** **Screen Length: 10 ft** **Top of Screen: 17.05 ft** **Total Depth: 27.05 ft** **Initial Depth to Water: 13.00 ft**	**Pump Type: Peristaltic** **Tubing Type: Polyethylene** **Pump Intake From TOC: 22 ft** **Estimated Total Volume Pumped: 25 liter** **Flow Cell Volume: 90 ml** **Final Flow Rate: 200 ml/min** **Final Draw Down: 0.03 ft**	**Instrument Used: Aqua TROLL 400** **Serial Number: 1080302**

Test Notes:

Low-Flow Readings:

Date Time	Elapsed Time	pH	Temperature	Specific Conductivity	RDO Concentration	Turbidity	ORP	Depth to Water	Flow
		+/- 0.1	+/- 0.5	+/- 5 %	+/- 0.3	+/- 10	+/- 10	+/- 0.5	
6/26/2024 1:34 PM	00:00	7.53 pH	20.72 °C	651.49 µS/cm	0.12 mg/L	96.90 NTU	102.9 mV	13.00 ft	200.00 ml/min
6/26/2024 1:39 PM	05:00	7.54 pH	20.80 °C	640.71 µS/cm	0.11 mg/L	92.80 NTU	65.7 mV	13.00 ft	200.00 ml/min
6/26/2024 1:44 PM	10:00	7.55 pH	20.70 °C	640.51 µS/cm	0.10 mg/L	83.30 NTU	46.8 mV	13.02 ft	200.00 ml/min
6/26/2024 1:49 PM	15:00	7.56 pH	20.70 °C	642.18 µS/cm	0.09 mg/L	71.90 NTU	33.4 mV	13.03 ft	200.00 ml/min
6/26/2024 1:54 PM	20:00	7.56 pH	20.74 °C	643.17 µS/cm	0.09 mg/L	59.90 NTU	28.9 mV	13.03 ft	200.00 ml/min
6/26/2024 1:59 PM	25:00	7.55 pH	20.83 °C	647.62 µS/cm	0.09 mg/L	43.40 NTU	25.0 mV	13.03 ft	200.00 ml/min
6/26/2024 2:04 PM	30:00	7.55 pH	20.79 °C	635.01 µS/cm	0.09 mg/L	31.70 NTU	23.6 mV	13.03 ft	200.00 ml/min
6/26/2024 2:09 PM	35:00	7.55 pH	20.92 °C	621.95 µS/cm	0.09 mg/L	27.60 NTU	18.3 mV	13.03 ft	200.00 ml/min
6/26/2024 2:14 PM	40:00	7.54 pH	20.85 °C	629.23 µS/cm	0.09 mg/L	16.20 NTU	20.3 mV	13.03 ft	200.00 ml/min
6/26/2024 2:19 PM	45:00	7.54 pH	20.83 °C	629.19 µS/cm	0.09 mg/L	15.20 NTU	11.6 mV	13.03 ft	200.00 ml/min
6/26/2024 2:24 PM	50:00	7.53 pH	20.87 °C	633.69 µS/cm	0.09 mg/L	14.40 NTU	15.7 mV	13.03 ft	200.00 ml/min
6/26/2024 2:29 PM	55:00	7.53 pH	20.96 °C	636.71 µS/cm	0.09 mg/L	12.50 NTU	14.7 mV	13.03 ft	200.00 ml/min
6/26/2024 2:34 PM	01:00:00	7.53 pH	21.10 °C	633.56 µS/cm	0.09 mg/L	10.40 NTU	15.4 mV	13.03 ft	200.00 ml/min
6/26/2024 2:39 PM	01:05:00	7.53 pH	21.19 °C	645.65 µS/cm	0.09 mg/L	10.70 NTU	15.1 mV	13.03 ft	200.00 ml/min
6/26/2024 2:44 PM	01:10:00	7.53 pH	21.22 °C	643.77 µS/cm	0.09 mg/L	9.98 NTU	14.9 mV	13.03 ft	200.00 ml/min

6/26/2024 2:49 PM	01:15:00	7.53 pH	21.05 °C	651.22 µS/cm	0.09 mg/L	7.30 NTU	16.0 mV	13.03 ft	200.00 ml/min
6/26/2024 2:54 PM	01:20:00	7.54 pH	21.30 °C	654.43 µS/cm	0.09 mg/L	4.90 NTU	15.1 mV	13.03 ft	200.00 ml/min
6/26/2024 2:59 PM	01:25:00	7.54 pH	21.40 °C	655.20 µS/cm	0.08 mg/L	5.00 NTU	15.1 mV	13.03 ft	200.00 ml/min
6/26/2024 3:04 PM	01:30:00	7.53 pH	21.41 °C	651.67 µS/cm	0.08 mg/L	4.88 NTU	13.1 mV	13.03 ft	200.00 ml/min

Samples

Sample ID:	Description:
HAM-INW-03	Grab.

Created using VuSitu from In-Situ, Inc.

Low-Flow Test Report:

Test Date / Time: 6/26/2024 6:37:24 PM
Project: Plant Hammond
Operator Name: Elisabeth Russell

Location Name: PT-09 **Well Diameter: 2 in** **Casing Type: PVC** **Screen Length: 10 ft** **Top of Screen: 20.6 ft** **Total Depth: 30.6 ft** **Initial Depth to Water: 16.30 ft**	**Pump Type: Peristaltic** **Tubing Type: Polyethylene** **Pump Intake From TOC: 25 ft** **Estimated Total Volume Pumped: 36 liter** **Flow Cell Volume: 90 ml** **Final Flow Rate: 200 ml/min** **Final Draw Down: 0 ft**	**Instrument Used: Aqua TROLL 400** **Serial Number: 1080302**

Test Notes:

Low-Flow Readings:

Date Time	Elapsed Time	pH	Temperature	Specific Conductivity	RDO Concentration	Turbidity	ORP	Depth to Water	Flow
		+/- 0.1	+/- 0.5	+/- 5 %	+/- 0.3	+/- 10	+/- 10	+/- 0.5	
6/26/2024 6:37 PM	00:00	6.89 pH	20.63 °C	710.27 µS/cm	0.21 mg/L	1,000.00 NTU	44.6 mV	16.30 ft	200.00 ml/min
6/26/2024 6:42 PM	05:00	6.88 pH	21.46 °C	713.93 µS/cm	0.20 mg/L	1,000.00 NTU	38.1 mV	16.30 ft	200.00 ml/min
6/26/2024 6:47 PM	10:00	6.87 pH	21.78 °C	712.75 µS/cm	0.19 mg/L	1,000.00 NTU	31.9 mV	16.30 ft	200.00 ml/min
6/26/2024 6:52 PM	15:00	6.87 pH	21.74 °C	710.13 µS/cm	0.19 mg/L	1,000.00 NTU	30.1 mV	16.30 ft	200.00 ml/min
6/26/2024 6:57 PM	20:00	6.87 pH	21.71 °C	702.11 µS/cm	0.18 mg/L	1,000.00 NTU	29.4 mV	16.30 ft	200.00 ml/min
6/26/2024 7:02 PM	25:00	6.87 pH	21.73 °C	701.19 µS/cm	0.17 mg/L	1,000.00 NTU	29.3 mV	16.30 ft	200.00 ml/min
6/26/2024 7:07 PM	30:00	6.88 pH	21.40 °C	697.89 µS/cm	0.17 mg/L	1,000.00 NTU	29.1 mV	16.30 ft	200.00 ml/min
6/26/2024 7:12 PM	35:00	6.88 pH	21.68 °C	694.36 µS/cm	0.17 mg/L	1,000.00 NTU	28.9 mV	16.30 ft	200.00 ml/min
6/26/2024 7:17 PM	40:00	6.87 pH	21.78 °C	694.13 µS/cm	0.20 mg/L	1,000.00 NTU	29.3 mV	16.30 ft	200.00 ml/min
6/26/2024 7:22 PM	45:00	6.88 pH	22.08 °C	692.10 µS/cm	0.18 mg/L	1,000.00 NTU	29.2 mV	16.30 ft	200.00 ml/min
6/26/2024 7:27 PM	50:00	6.88 pH	21.69 °C	690.26 µS/cm	0.18 mg/L	1,000.00 NTU	29.0 mV	16.30 ft	200.00 ml/min
6/26/2024 7:32 PM	55:00	6.88 pH	21.16 °C	691.60 µS/cm	0.18 mg/L	1,000.00 NTU	29.4 mV	16.30 ft	200.00 ml/min
6/26/2024 7:37 PM	01:00:00	6.88 pH	21.00 °C	690.34 µS/cm	0.18 mg/L	103.60 NTU	29.4 mV	16.30 ft	200.00 ml/min
6/26/2024 7:42 PM	01:05:00	6.89 pH	21.19 °C	686.73 µS/cm	0.18 mg/L	92.70 NTU	29.4 mV	16.30 ft	200.00 ml/min
6/26/2024 7:47 PM	01:10:00	6.88 pH	21.18 °C	685.71 µS/cm	0.18 mg/L	81.30 NTU	29.6 mV	16.30 ft	200.00 ml/min

Low-Flow Test Report:

Test Date / Time: 6/26/2024 2:33:41 PM
Project: GP Plant Hammond
Operator Name: Jamie Newsome

Location Name: PT-10 **Well Diameter: 2 in** **Casing Type: PVC** **Screen Length: 10 ft** **Top of Screen: 20.45 ft** **Total Depth: 30.02 ft** **Initial Depth to Water: 16.43 ft**	**Pump Type: Peristaltic** **Tubing Type: Polyethylene** **Pump Intake From TOC: 25.45 ft** **Estimated Total Volume Pumped: 3500 ml** **Flow Cell Volume: 90 ml** **Final Flow Rate: 200 ml/min** **Final Draw Down: 0 ft**	**Instrument Used: Aqua TROLL 400** **Serial Number: 965586**

Test Notes:
Full Appendix III and IV and Major Ions.

Weather Conditions:
Sunny, 97F

Low-Flow Readings:

Date Time	Elapsed Time	pH	Temperature	Specific Conductivity	RDO Concentration	Turbidity	ORP	Depth to Water	Flow
		+/- 0.1	+/- 0.5	+/- 5 %	+/- 0.2	+/- 10	+/- 10	+/- 0.3	
6/26/2024 2:33 PM	00:00	5.21 pH	31.28 °C	5.30 µS/cm	1.96 mg/L	4.09 NTU	46.3 mV	16.43 ft	100.00 ml/min
6/26/2024 2:38 PM	05:00	5.65 pH	28.35 °C	4.79 µS/cm	2.21 mg/L	2.20 NTU	57.3 mV	16.43 ft	100.00 ml/min
6/26/2024 2:43 PM	10:00	5.84 pH	27.68 °C	3.74 µS/cm	1.06 mg/L		68.6 mV	16.43 ft	100.00 ml/min
6/26/2024 2:48 PM	15:00	6.82 pH	23.50 °C	691.87 µS/cm	0.14 mg/L		28.2 mV	16.43 ft	200.00 ml/min
6/26/2024 2:53 PM	20:00	6.88 pH	22.80 °C	702.81 µS/cm	0.07 mg/L	2.86 NTU	31.5 mV	16.43 ft	200.00 ml/min
6/26/2024 2:58 PM	25:00	6.88 pH	22.57 °C	700.17 µS/cm	0.06 mg/L	2.14 NTU	37.3 mV	16.43 ft	200.00 ml/min

Samples

Sample ID:	Description:
HAM-PT-10	Grab

Low-Flow Test Report:

Test Date / Time: 6/26/2024 9:48:06 AM
Project: Plant Hammond
Operator Name: Elisabeth Russell

Location Name: PT-11 **Initial Depth to Water: 12.9 ft**	**Pump Type: Peristaltic** **Tubing Type: Polyethylene** **Pump Intake From TOC: 21 ft** **Estimated Total Volume Pumped: 37.4 liter** **Flow Cell Volume: 90 ml** **Final Flow Rate: 200 ml/min** **Final Draw Down: 0.03 ft**	**Instrument Used: Aqua TROLL 400** **Serial Number: 1080302**

Test Notes:

Weather Conditions:
90, sunny

Low-Flow Readings:

Date Time	Elapsed Time	pH	Temperature	Specific Conductivity	RDO Concentration	Turbidity	ORP	Depth to Water	Flow
		+/- 0.1	+/- 0.5	+/- 5 %	+/- 0.3	+/- 10	+/- 10	+/- 0.5	
6/26/2024 9:48 AM	00:00	6.95 pH	20.97 °C	669.29 µS/cm	0.32 mg/L	1,000.00 NTU	148.7 mV	12.90 ft	200.00 ml/min
6/26/2024 9:53 AM	05:00	7.02 pH	20.60 °C	679.33 µS/cm	0.25 mg/L	1,000.00 NTU	115.5 mV	12.90 ft	200.00 ml/min
6/26/2024 9:58 AM	10:00	7.04 pH	20.24 °C	671.88 µS/cm	0.19 mg/L	1,000.00 NTU	69.0 mV	12.92 ft	200.00 ml/min
6/26/2024 10:03 AM	15:00	7.07 pH	20.23 °C	670.70 µS/cm	0.16 mg/L	1,000.00 NTU	55.9 mV	12.92 ft	200.00 ml/min
6/26/2024 10:08 AM	20:00	7.07 pH	20.03 °C	667.67 µS/cm	0.15 mg/L	1,000.00 NTU	49.7 mV	12.92 ft	200.00 ml/min
6/26/2024 10:13 AM	25:00	7.08 pH	20.12 °C	664.94 µS/cm	0.15 mg/L	1,000.00 NTU	45.6 mV	12.92 ft	200.00 ml/min
6/26/2024 10:18 AM	30:00	7.08 pH	20.21 °C	662.31 µS/cm	0.14 mg/L	107.10 NTU	43.8 mV	12.92 ft	200.00 ml/min
6/26/2024 10:23 AM	35:00	7.09 pH	20.28 °C	657.87 µS/cm	0.14 mg/L	99.60 NTU	41.8 mV	12.93 ft	200.00 ml/min
6/26/2024 10:28 AM	40:00	7.09 pH	20.09 °C	657.19 µS/cm	0.14 mg/L	83.50 NTU	40.8 mV	12.93 ft	200.00 ml/min
6/26/2024 10:33 AM	45:00	7.08 pH	20.03 °C	653.34 µS/cm	0.13 mg/L	74.90 NTU	40.0 mV	12.93 ft	200.00 ml/min
6/26/2024 10:38 AM	50:00	7.10 pH	20.05 °C	650.68 µS/cm	0.12 mg/L	81.60 NTU	39.5 mV	12.93 ft	200.00 ml/min
6/26/2024 10:43 AM	55:00	7.08 pH	20.48 °C	650.99 µS/cm	0.12 mg/L	70.20 NTU	39.3 mV	12.93 ft	200.00 ml/min
6/26/2024 10:48 AM	01:00:00	7.08 pH	20.92 °C	646.81 µS/cm	0.13 mg/L	68.40 NTU	39.7 mV	12.93 ft	200.00 ml/min

6/26/2024 10:53 AM	01:05:00	7.07 pH	20.95 °C	645.77 µS/cm	0.13 mg/L	71.20 NTU	39.6 mV	12.93 ft	200.00 ml/min
6/26/2024 10:58 AM	01:10:00	7.07 pH	20.86 °C	639.14 µS/cm	0.13 mg/L	64.30 NTU	39.3 mV	12.93 ft	200.00 ml/min
6/26/2024 11:03 AM	01:15:00	7.07 pH	20.76 °C	638.41 µS/cm	0.13 mg/L	60.10 NTU	38.6 mV	12.93 ft	200.00 ml/min
6/26/2024 11:08 AM	01:20:00	7.07 pH	20.87 °C	637.63 µS/cm	0.13 mg/L	56.70 NTU	38.4 mV	12.93 ft	200.00 ml/min
6/26/2024 11:13 AM	01:25:00	7.07 pH	21.01 °C	636.50 µS/cm	0.13 mg/L	49.40 NTU	38.1 mV	12.93 ft	200.00 ml/min
6/26/2024 11:18 AM	01:30:00	7.07 pH	20.67 °C	631.63 µS/cm	0.13 mg/L	40.60 NTU	37.5 mV	12.93 ft	200.00 ml/min
6/26/2024 11:23 AM	01:35:00	7.08 pH	20.43 °C	630.34 µS/cm	0.12 mg/L	36.60 NTU	36.9 mV	12.93 ft	200.00 ml/min
6/26/2024 11:28 AM	01:40:00	7.08 pH	20.48 °C	628.78 µS/cm	0.12 mg/L	31.50 NTU	36.6 mV	12.93 ft	200.00 ml/min
6/26/2024 11:33 AM	01:45:00	7.08 pH	20.66 °C	624.55 µS/cm	0.12 mg/L	30.70 NTU	36.6 mV	12.93 ft	200.00 ml/min
6/26/2024 11:38 AM	01:50:00	7.07 pH	20.69 °C	622.61 µS/cm	0.11 mg/L	27.60 NTU	36.4 mV	12.93 ft	200.00 ml/min
6/26/2024 11:43 AM	01:55:00	7.07 pH	20.79 °C	621.27 µS/cm	0.11 mg/L	24.30 NTU	36.4 mV	12.93 ft	200.00 ml/min
6/26/2024 11:48 AM	02:00:00	7.06 pH	20.92 °C	619.49 µS/cm	0.11 mg/L	19.00 NTU	36.4 mV	12.93 ft	200.00 ml/min
6/26/2024 11:53 AM	02:05:00	7.07 pH	20.78 °C	619.82 µS/cm	0.11 mg/L	16.80 NTU	36.0 mV	12.93 ft	200.00 ml/min
6/26/2024 11:58 AM	02:10:00	7.07 pH	20.89 °C	618.60 µS/cm	0.11 mg/L	16.60 NTU	36.0 mV	12.93 ft	200.00 ml/min
6/26/2024 12:03 PM	02:15:00	7.07 pH	20.95 °C	615.95 µS/cm	0.11 mg/L	14.10 NTU	35.7 mV	12.93 ft	200.00 ml/min
6/26/2024 12:08 PM	02:20:00	7.06 pH	21.06 °C	617.20 µS/cm	0.11 mg/L	12.10 NTU	35.8 mV	12.93 ft	200.00 ml/min
6/26/2024 12:13 PM	02:25:00	7.06 pH	21.19 °C	613.37 µS/cm	0.11 mg/L	10.70 NTU	35.7 mV	12.93 ft	200.00 ml/min
6/26/2024 12:18 PM	02:30:00	7.06 pH	21.01 °C	612.35 µS/cm	0.11 mg/L	8.16 NTU	35.8 mV	12.93 ft	200.00 ml/min
6/26/2024 12:23 PM	02:35:00	7.07 pH	21.28 °C	607.66 µS/cm	0.11 mg/L	8.14 NTU	35.6 mV	12.93 ft	200.00 ml/min
6/26/2024 12:28 PM	02:40:00	7.07 pH	21.10 °C	607.05 µS/cm	0.11 mg/L	7.77 NTU	35.6 mV	12.93 ft	200.00 ml/min
6/26/2024 12:33 PM	02:45:00	7.07 pH	21.10 °C	600.59 µS/cm	0.11 mg/L	6.34 NTU	35.5 mV	12.93 ft	200.00 ml/min
6/26/2024 12:38 PM	02:50:00	7.05 pH	21.10 °C	600.38 µS/cm	0.11 mg/L	5.73 NTU	35.8 mV	12.93 ft	200.00 ml/min
6/26/2024 12:43 PM	02:55:00	7.05 pH	21.32 °C	598.90 µS/cm	0.11 mg/L	5.31 NTU	35.6 mV	12.93 ft	200.00 ml/min

Samples

Sample ID:	Description:
HAM-PT-11	

Low-Flow Test Report:

Test Date / Time: 6/26/2024 4:00:29 PM
Project: GP Plant Hammond
Operator Name: Jamie Newsome

Location Name: PT-12 **Well Diameter: 2 in** **Casing Type: PVC** **Screen Length: 10 ft** **Top of Screen: 17 ft** **Total Depth: 27 ft** **Initial Depth to Water: 12.82 ft**	**Pump Type: Peristaltic** **Tubing Type: Polyethylene** **Pump Intake From TOC: 25.45 ft** **Estimated Total Volume Pumped: 36000 ml** **Flow Cell Volume: 90 ml** **Final Flow Rate: 200 ml/min** **Final Draw Down: 0.05 ft**	**Instrument Used: Aqua TROLL 400** **Serial Number: 965586**

Test Notes:
Full App. III and IV and Major Ions

Weather Conditions:
Sunny, 97F

Low-Flow Readings:

Date Time	Elapsed Time	pH	Temperature	Specific Conductivity	RDO Concentration	Turbidity	ORP	Depth to Water	Flow
		+/- 0.1	+/- 0.5	+/- 5 %	+/- 0.2	+/- 10	+/- 10	+/- 0.3	
6/26/2024 4:00 PM	00:00	6.84 pH	20.43 °C	645.17 µS/cm	0.08 mg/L	721.00 NTU	54.9 mV	12.82 ft	200.00 ml/min
6/26/2024 4:05 PM	05:00	6.85 pH	20.70 °C	644.22 µS/cm	0.07 mg/L	682.00 NTU	82.8 mV	12.85 ft	200.00 ml/min
6/26/2024 4:10 PM	10:00	6.86 pH	20.65 °C	669.18 µS/cm	0.06 mg/L	134.00 NTU	110.2 mV	12.85 ft	200.00 ml/min
6/26/2024 4:15 PM	15:00	6.84 pH	20.83 °C	670.50 µS/cm	0.05 mg/L	90.00 NTU	155.0 mV	12.87 ft	200.00 ml/min
6/26/2024 4:20 PM	20:00	6.85 pH	20.88 °C	677.65 µS/cm	0.05 mg/L	63.00 NTU	118.9 mV	12.87 ft	200.00 ml/min
6/26/2024 4:25 PM	25:00	6.84 pH	21.08 °C	676.49 µS/cm	0.05 mg/L	89.60 NTU	161.2 mV	12.87 ft	200.00 ml/min
6/26/2024 4:30 PM	30:00	6.85 pH	21.21 °C	676.10 µS/cm	0.04 mg/L	77.40 NTU	125.0 mV	12.87 ft	200.00 ml/min
6/26/2024 4:35 PM	35:00	6.85 pH	21.01 °C	679.40 µS/cm	0.04 mg/L	59.00 NTU	125.5 mV	12.87 ft	200.00 ml/min
6/26/2024 4:40 PM	40:00	6.86 pH	21.41 °C	677.67 µS/cm	0.04 mg/L	47.00 NTU	176.3 mV	12.87 ft	200.00 ml/min
6/26/2024 4:45 PM	45:00	6.86 pH	21.23 °C	679.32 µS/cm	0.04 mg/L	45.60 NTU	182.9 mV	12.87 ft	200.00 ml/min
6/26/2024 4:50 PM	50:00	6.85 pH	20.48 °C	685.70 µS/cm	0.04 mg/L	29.20 NTU	133.9 mV	12.87 ft	200.00 ml/min
6/26/2024 4:55 PM	55:00	6.83 pH	20.39 °C	686.97 µS/cm	0.04 mg/L	28.50 NTU	171.1 mV	12.87 ft	200.00 ml/min
6/26/2024 5:00 PM	01:00:00	6.86 pH	20.19 °C	683.72 µS/cm	0.04 mg/L	16.60 NTU	124.4 mV	12.87 ft	200.00 ml/min

6/26/2024 5:05 PM	01:05:00	6.83 pH	20.11 °C	682.93 µS/cm	0.04 mg/L	17.00 NTU	158.6 mV	12.87 ft	200.00 ml/min
6/26/2024 5:10 PM	01:10:00	6.83 pH	20.49 °C	682.84 µS/cm	0.04 mg/L	12.40 NTU	159.3 mV	12.87 ft	200.00 ml/min
6/26/2024 5:15 PM	01:15:00	6.84 pH	19.94 °C	685.68 µS/cm	0.04 mg/L	11.30 NTU	118.1 mV	12.87 ft	200.00 ml/min
6/26/2024 5:20 PM	01:20:00	6.82 pH	20.08 °C	689.85 µS/cm	0.04 mg/L	10.60 NTU	115.3 mV	12.87 ft	200.00 ml/min
6/26/2024 5:25 PM	01:25:00	6.88 pH	20.63 °C	681.47 µS/cm	0.03 mg/L	9.80 NTU	155.9 mV	12.87 ft	200.00 ml/min
6/26/2024 5:30 PM	01:30:00	6.87 pH	20.16 °C	685.22 µS/cm	0.04 mg/L	7.18 NTU	119.7 mV	12.87 ft	200.00 ml/min
6/26/2024 5:35 PM	01:35:00	6.86 pH	19.97 °C	689.58 µS/cm	0.04 mg/L	5.46 NTU	117.7 mV	12.87 ft	200.00 ml/min
6/26/2024 5:40 PM	01:40:00	6.85 pH	19.97 °C	687.26 µS/cm	0.04 mg/L	6.53 NTU	117.4 mV	12.87 ft	200.00 ml/min
6/26/2024 5:45 PM	01:45:00	6.87 pH	20.12 °C	686.04 µS/cm	0.04 mg/L	5.75 NTU	116.8 mV	12.87 ft	200.00 ml/min
6/26/2024 5:50 PM	01:50:00	6.88 pH	20.77 °C	683.47 µS/cm	0.04 mg/L	5.12 NTU	159.1 mV	12.87 ft	200.00 ml/min
6/26/2024 5:55 PM	01:55:00	6.86 pH	20.86 °C	682.20 µS/cm	0.03 mg/L	11.90 NTU	123.6 mV	12.87 ft	200.00 ml/min
6/26/2024 6:00 PM	02:00:00	6.86 pH	20.52 °C	689.03 µS/cm	0.04 mg/L	22.20 NTU	127.2 mV	12.87 ft	200.00 ml/min
6/26/2024 6:05 PM	02:05:00	6.94 pH	20.39 °C	679.53 µS/cm	0.03 mg/L	16.30 NTU	133.2 mV	12.87 ft	200.00 ml/min
6/26/2024 6:10 PM	02:10:00	6.91 pH	20.12 °C	686.87 µS/cm	0.03 mg/L	11.10 NTU	135.8 mV	12.87 ft	200.00 ml/min
6/26/2024 6:15 PM	02:15:00	6.91 pH	20.23 °C	689.02 µS/cm	0.03 mg/L	11.00 NTU	134.2 mV	12.87 ft	200.00 ml/min
6/26/2024 6:20 PM	02:20:00	6.89 pH	20.02 °C	687.51 µS/cm	0.04 mg/L	13.60 NTU	180.6 mV	12.87 ft	200.00 ml/min
6/26/2024 6:25 PM	02:25:00	6.90 pH	19.81 °C	690.81 µS/cm	0.04 mg/L	19.00 NTU	131.5 mV	12.87 ft	200.00 ml/min
6/26/2024 6:30 PM	02:30:00	6.90 pH	19.78 °C	693.17 µS/cm	0.04 mg/L	17.40 NTU	169.7 mV	12.87 ft	200.00 ml/min
6/26/2024 6:35 PM	02:35:00	6.90 pH	19.72 °C	692.66 µS/cm	0.03 mg/L	17.70 NTU	168.5 mV	12.87 ft	200.00 ml/min
6/26/2024 6:40 PM	02:40:00	6.91 pH	19.54 °C	689.58 µS/cm	0.03 mg/L	11.08 NTU	119.8 mV	12.87 ft	200.00 ml/min
6/26/2024 6:45 PM	02:45:00	6.90 pH	19.62 °C	686.82 µS/cm	0.04 mg/L	9.80 NTU	149.5 mV	12.87 ft	200.00 ml/min
6/26/2024 6:50 PM	02:50:00	6.92 pH	19.53 °C	688.13 µS/cm	0.04 mg/L	6.66 NTU	108.7 mV	12.87 ft	200.00 ml/min
6/26/2024 6:55 PM	02:55:00	6.90 pH	19.45 °C	690.49 µS/cm	0.04 mg/L	6.32 NTU	138.9 mV	12.87 ft	200.00 ml/min
6/26/2024 7:00 PM	03:00:00	6.92 pH	19.56 °C	690.36 µS/cm	0.04 mg/L	4.92 NTU	103.9 mV	12.87 ft	200.00 ml/min

Samples

Sample ID:	Description:
HAM-PT-12	Grab.

Created using VuSitu from In-Situ, Inc.

CALIBRATION REPORTS

Site Name Plant Hammond

Field Instrumentation Calibration Form

Date 6/24/24

Calibrated By J. Newsome

Field Conditions Sunny, 90°F

Instrument	Manufactuer/ Model	Serial Number
Water Quality Meter	Aquatroll	96135584
Turbidity Meter	LaMotte 2020e	1475-401

Calibration Standard Information

Parameter	Standard	Lot #	Date of Expiration	Brand
Specific Conductance (µS/cm)	4,490	24005893	12/2024	AIR
pH (SU)	4.00	24005593	12/2024	AIR
pH (SU)	7.00	24004517	12/2024	AIR
pH (SU)	10.00	24000085	12/2024	AIR
D.O. (%)	N/A			
ORP (mV)	228.0	24006903	~~12~~ 11/2024	AIR

JW 6/24/24

Calibration

Time Start	800	Time Finish	830		
Parameter	**Standard**	**Calibration Value**	**Calibration Solution Temperature (°C)**	**Acceptance Criteria**	**Reference**
Specific Conductance (µS/cm)	4,490	4304.8	28.19	± 10% of standard	EPA 2023
pH (SU)	4.00	4.05	28.18	± 0.1	GWMP
pH (SU)	7.00	6.98	29.23	± 0.1	GWMP
pH (SU)	10.00	10.12	29.65	± 0.1	GWMP
D.O. (%)	N/A	101.7%	30.28	± 10%	NA
ORP (mV)	228.0	219.0	29.43	± 10	EPA 2023

	Standard	Calibration Value	Acceptance Criteria	Reference
Turbidity (NTU)	0	0	± 10% of standard	EPA 2023
	~~JW~~ 1	0.97		
	10	9.96		

Calibration Check

Time Start	220	Time Finish			
Parameter	**Standard**	**Calibration Value**	**Calibration Solution Temperature (°C)**	**Acceptance Criteria**	**Reference**
Specific Conductance (µS/cm)	4,490	4473 4472	29.73	± 10% of standard	EPA 2023
pH (SU)	4.00	4.02	30.52	± 0.1	GWMP
pH (SU)	7.00	7.01	30.09	± 0.1	GWMP
pH (SU)	10.00	10.0	29.86	± 0.1	GWMP

	Standard	Calibration Value	Acceptance Criteria	Reference
Turbidity (NTU)	0	0	± 10% of standard	EPA 2023
	1	1.01		
	10	10		

Notes

Site Name: Plant Hammond

Field Instrumentation Calibration Form

Date: 6/26/24

Calibrated By: Elisabeth Russell

Field Conditions: HOT.

Instrument	Manufactuer/ Model	Serial Number
Water Quality Meter	Aquatroll 900	1080302
Turbidity Meter	LaMotte 2020 we	148u-411

Calibration Standard Information				
Parameter	Standard	Lot #	Date of Expiration	Brand
Specific Conductance (µS/cm)	4 490	24005593	12/24	AIR
pH (SU)	4 00	24005593	12/24	AIR
pH (SU)	7 00	24005593	11/24	AIR
pH (SU)	10 00	24005593		
D O (%)	N/A			
ORP (mV)	228 0			

Calibration					
Time Start		Time Finish			
Parameter	Standard	Calibration Value	Calibration Solution Temperature (°C)	Acceptance Criteria	Reference
Specific Conductance (µS/cm)	4,490	4669	30.54	± 10% of standard	EPA 2023
pH (SU)	4 00	4.02	30.95	± 0 1	GWMP
pH (SU)	7 00	6.95	30.95	± 0 1	GWMP
pH (SU)	10 00	10.13	31.16	± 0 1	GWMP
D O (%)	N/A	108.35	30.38	± 10%	NA
ORP (mV)	228 0	217.8	~~217.8~~ 30.95 epr	± 10	EPA 2023

	Standard	Calibration Value	Acceptance Criteria	Reference
Turbidity (NTU)			± 10% of standard	EPA 2023

Calibration Check					
Time Start		Time Finish			
Parameter	Standard	Calibration Value	Calibration Solution Temperature (°C)	Acceptance Criteria	Reference
Specific Conductance (µS/cm)	4,490			± 10% of standard	EPA 2023
pH (SU)	4.00			± 0 1	GWMP
pH (SU)	7.00			± 0 1	GWMP
pH (SU)	10.00			± 0.1	GWMP

	Standard	Calibration Value	Acceptance Criteria	Reference
Turbidity (NTU)	0	0.2	± 10% of standard	EPA 2023
	1	1.03		
	10	10.4		

Notes:

TIME SERIES GRAPHS

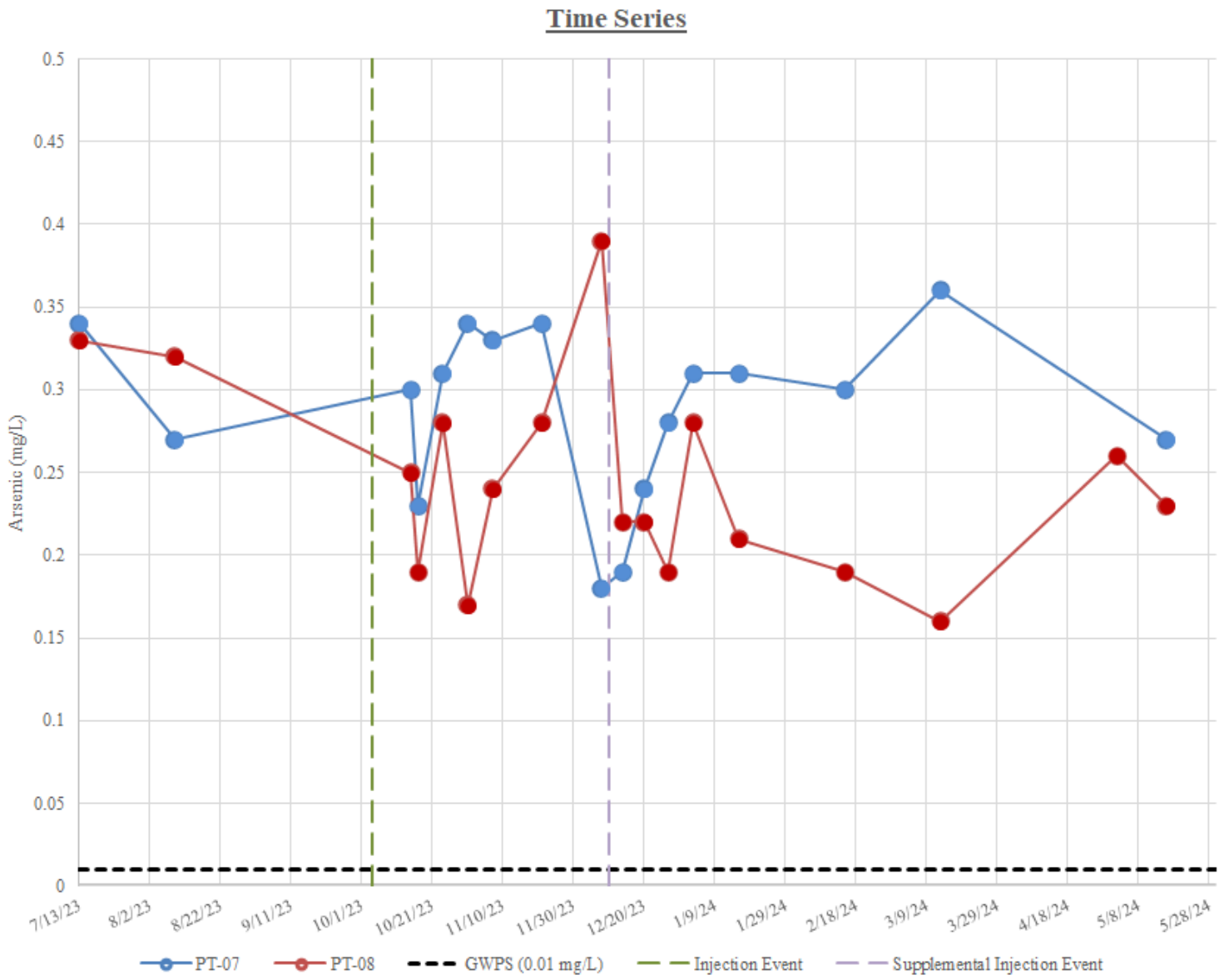

Notes:
1. mg/L = milligrams per liter
2. GWPS = Groundwater Protection Standard

TIME SERIES – HGWC-13 PILOT STUDY AREA

GEORGIA POWER COMPANY
PLANT HAMMOND AP-1
ROME, FLOYD COUNTY, GEORGIA

Prepared For: Georgia Power

Prepared By: Geosyntec consultants

KENNESAW, GA

AUGUST 2024

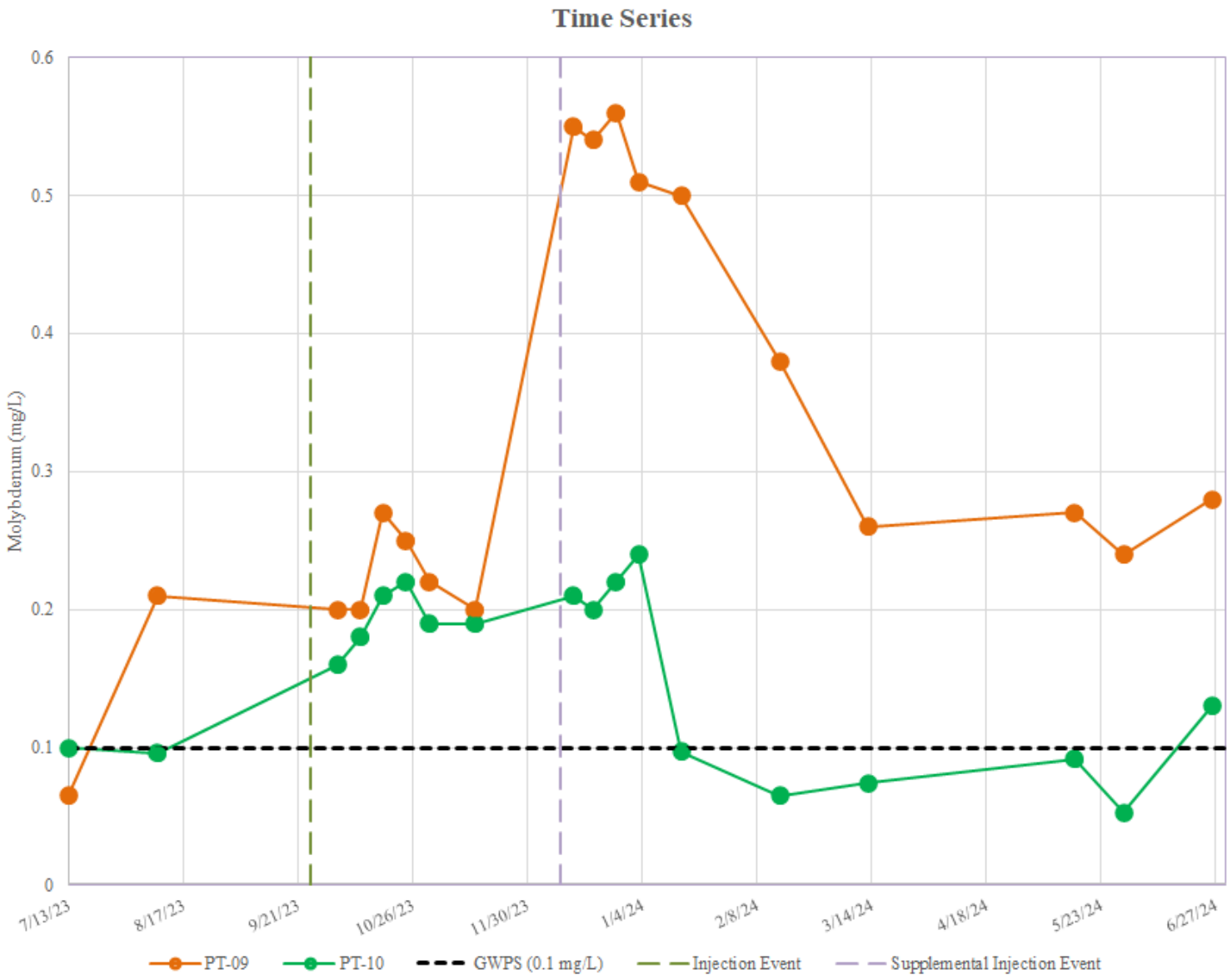

Notes:

1. mg/L = milligrams per liter
2. GWPS = Groundwater Protection Standard

TIME SERIES – HGWC-8 PILOT STUDY AREA

GEORGIA POWER COMPANY
PLANT HAMMOND AP-1
ROME, FLOYD COUNTY, GEORGIA

Prepared For: Georgia Power

Prepared By: Geosyntec consultants

KENNESAW, GA

AUGUST 2024

SUMMARY OF INJECTION VOLUMES

Table E-1
Summary of Daily Injection Volumes
Plant Hammond AP-1, Floyd County, Georgia

Date	Daily Injection Volume (gal)	
	HGWC-8 (East Area)	HGWC-13 (Southwest Area)
9/25/2023*	500	--
9/26/2023*	1,500	--
9/27/2023%	2,200	--
9/28/2023%	2,250	--
9/29/2023%	2,350	--
9/30/2023%	2,000	--
10/1/2023%	2,250	--
10/2/2023%	2,300	--
10/3/2023%	250	--
10/4/2023*	--	238
10/9/2023*	--	580
10/10/2023%	--	1,050
10/11/2023%	--	1,575
10/12/2023%	--	1,975
10/13/2023%	--	1,400
10/14/2023%	--	1,625
10/15/2023+	735	--
10/16/2023+	1,540	--
10/16/2023^	275	--
10/16/2023%	850	--
10/17/2023%	585	--
12/4/2023%	--	16
12/5/2023+	--	1,050
12/6/2022+	--	350
12/6/2023*	--	25
12/7/2023+	--	700
12/8/2023+	--	350
12/8/2023*	--	120
12/9/2023%	200	--
12/10/2023%	1,150	--
12/11/2023%	640	--
12/12/2023+	185	--
12/12/2023%	825	--
12/13/2023+	2,565	--
TOTAL:	**25,150**	**11,054**

Notes:

-- = indicates no injections occurred on this date
* = injection consisted of potable water
+ = injection consisted of magnesium oxide (MgO)
^ = injection consisted of MgO and $FeSO_4$
% = injection consisted of ferrous sulfate ($FeSO_4$)
gal = gallons