Prepared for

Georgia Power Company
241 Ralph McGill Blvd NE
Atlanta, Georgia 30308

2024 ANNUAL GROUNDWATER MONITORING AND CORRECTIVE ACTION REPORT

PLANT HAMMOND ASH POND 1 (AP-1)

Prepared by

Geosyntec consultants

engineers | scientists | innovators

1255 Roberts Boulevard, Suite 200
Kennesaw, Georgia 30144

Project Number GW6581E

January 2025

Geosyntec consultants

CERTIFICATION STATEMENT

This *2024 Annual Groundwater Monitoring and Corrective Action Report, Plant Hammond Ash Pond 1 (AP-1)* has been prepared in compliance with the United States Environmental Protection Agency Coal Combustion Residual Rule (40 Code of Federal Regulations [CFR] 257 Subpart D), specifically § 257.90(e), and the Georgia Environmental Protection Division Rules for Solid Waste Management 391-3-4-.10 by a qualified groundwater scientist or engineer with Geosyntec Consultants, Inc. I hereby certify that I am a qualified groundwater scientist, in accordance with the Georgia Rules of Solid Waste Management 391-3-4-.01.

_____	January 31, 2025
Whitney B. Law	Date
Georgia Professional Engineer No. 36641	

SUMMARY

This summary of the *2024 Annual Groundwater Monitoring and Corrective Action Report* provides the status of the groundwater monitoring and corrective action program for the reporting period of January through December 2024 (referred to herein as the "annual reporting period") at Georgia Power Company's (Georgia Power's) Plant Hammond Ash Pond 1 (AP-1) (the Site). This summary was prepared by Geosyntec Consultants, Inc. (Geosyntec) on behalf of Georgia Power to meet the requirements listed in Part A, Section 6[1] of the United States Environmental Protection Agency (USEPA) Coal Combustion Residual Rule (federal CCR Rule) (40 Code of Federal Regulations [CFR] 257 Subpart D).

Plant Hammond is located at 5963 Alabama Highway SW, approximately 10 miles west of Rome in Floyd County, Georgia. CCR material resulting from power generation were historically transferred and stored in AP-1 until 1969. After 1969, AP-1 was utilized as a co-treatment pond to handle return water flows from the other ponds and for recycling of process water for plant operations. The Site is located on the southeastern portion of the Plant Hammond property. The Georgia Environmental Protection Division (GA EPD) approved closure permit no. 057-023D(CCR) for AP-1 on June 22, 2020.

Plant Hammond and the Site

Groundwater at the Site is monitored using a comprehensive monitoring network that meets federal and state monitoring requirements. Routine sampling and reporting began after the background groundwater conditions were established between May 2016 and May 2017. Based on groundwater conditions at the Site, an assessment monitoring program and assessment of corrective measures program were established in January 2018 and January 2019, respectively. A *Draft Remedy Selection Report*, which summarizes the evaluation and proposed selection of a corrective measure, or measures, was submitted to GA EPD on August 31, 2022. Following GA EPD's approval of the *HGWC-8 Pilot Study Workplan* (Geosyntec, 2023a) and the *HGWC-13 Pilot Study*

[1] 80 FR 21468, Apr. 17, 2015, as amended at 81 FR 51807, Aug. 5, 2016; 83 FR 36452, July 30, 2018; 85 FR 53561, Aug. 28, 2020

Workplan (Geosyntec, 2023b) on August 24, 2023, a pilot study was initiated at AP-1 in support of the ongoing remedy selection process.

During the annual reporting period, Geosyntec conducted two groundwater sampling events in February and August 2024 in support of the assessment monitoring program. Groundwater samples were submitted to Pace Analytical Services, LLC, for analysis. Per the federal CCR Rule, groundwater data from the two semiannual assessment monitoring events conducted during the annual reporting period were evaluated in accordance with the certified statistical methods. The evaluations identified statistically significant values of select Appendix III[2] and Appendix IV[3] constituents in excess of established groundwater protection standards (GWPS) in select monitoring wells, as summarized in the table below for the annual reporting period.

Appendix III Constituent	**February 2024**	**August 2024**
Boron	HGWC-7, HGWC-8, HGWC-9, HGWC-11, HGWC-12, HGWC-13	HGWC-7, HGWC-8, HGWC-9, HGWC-12, HGWC-13
Calcium	HGWC-9, HGWC-12, HGWC-13	HGWC-9, HGWC-10, HGWC-12
Chloride	HGWC-9	HGWC-9
Sulfate	HGWC-7, HGWC-8, HGWC-9, HGWC-11, HGWC-12, HGWC-13	HGWC-8, HGWC-9, HGWC-10, HGWC-11, HGWC-12, HGWC-13
Total Dissolved Solids	HGWC-9, HGWC-12, HGWC-13	HGWC-9, HGWC-12
Appendix IV Constituent[4]	**February 2024**	**August 2024**
Arsenic	HGWC-13	HGWC-13
Molybdenum	HGWC-8	HGWC-8

Based on a review of the Appendix III and Appendix IV statistical results completed for the groundwater monitoring and corrective action program for the annual reporting period, the Site will continue in assessment monitoring. Georgia Power will continue

[2] Boron, calcium, chloride, fluoride, pH, sulfate, and total dissolved solids
[3] Antimony, arsenic, barium, beryllium, cadmium, chromium, cobalt, fluoride, lead, lithium, mercury, molybdenum, selenium, thallium, and radium 226 + 228
[4] A statistically significant level (SSL)-related constituent is determined by comparing the confidence intervals developed to either the constituent's MCL, if available; where an MCL has not been established, then a CCR-rule specific GWPS; or background concentrations for constituents where the concentration is greater than the MCL or rule specified GWPS.

routine groundwater monitoring and reporting at the Site. Reports will be posted to Georgia Power's CCR Rule Compliance website and provided to GA EPD semiannually.

TABLE OF CONTENTS

SUMMARY i

1.0 INTRODUCTION 1
- 1.1 Site Description and Background 2
- 1.2 Regional Geology and Hydrogeologic Setting 2
  - 1.2.1 Regional and Site Geology 2
  - 1.2.2 Hydrogeologic Setting 3
- 1.3 Groundwater Monitoring Well Network 4

2.0 GROUNDWATER MONITORING ACTIVITIES 5
- 2.1 Monitoring Well Installation and Maintenance 5
- 2.2 Assessment Monitoring 5
- 2.3 Additional Groundwater and Surface Water Evaluations 6
- 2.4 Assessment of Corrective Measures 6

3.0 SAMPLING METHODOLOGY AND ANALYSES 8
- 3.1 Groundwater and Surface Water Level Measurement 8
- 3.2 Groundwater Gradient and Flow Velocity 8
- 3.3 Groundwater Sampling Procedures 9
- 3.4 Laboratory Analyses 10
- 3.5 Quality Assurance and Quality Control Summary 11

4.0 STATISTICAL ANALYSIS 12
- 4.1 Statistical Methods 12
  - 4.1.1 Appendix III Statistical Methods 12
  - 4.1.2 Appendix IV Statistical Methods 13
- 4.2 Statistical Analyses Results 14
  - 4.2.1 February 2024 Data 14
  - 4.2.2 August 2024 Data 14
  - 4.2.3 Summary of Statistical Analyses 14

5.0 NATURE AND EXTENT 15
- 5.1 Alternate Source Demonstrations 15

6.0 MONITORING PROGRAM STATUS 17
6.1 Assessment Monitoring Status 17
6.2 Assessment of Corrective Measures 17
6.3 Annual Potable Well Survey 18

7.0 CONCLUSIONS AND FUTURE ACTIONS 20

8.0 REFERENCES 21

LIST OF TABLES

Table 1	Monitoring Well Network Summary
Table 2	Groundwater Sampling Event Summary
Table 3	Summary of Groundwater and Surface Water Elevations
Table 4	Horizontal Groundwater Gradient and Flow Velocity Calculations
Table 5	Summary of Assessment Monitoring Groundwater Analytical Data
Table 6	Summary of Surface Water Sampling Analytical Data
Table 7	Summary of Background Concentrations and Groundwater Protection Standards
Table 8	Summary of Pilot Study Groundwater Analytical Data

LIST OF FIGURES

Figure 1	Site Location Map
Figure 2	Monitoring Well Network and Sampling Location Map
Figure 3	Potentiometric Surface Contour Map – February 2024
Figure 4	Potentiometric Surface Contour Map – August 2024
Figure 5	Iso-Concentration Map, Arsenic – February 2024
Figure 6	Iso-Concentration Map, Arsenic – August 2024
Figure 7	Iso-Concentration Map, Molybdenum – February 2024
Figure 8	Iso-Concentration Map, Molybdenum – August 2024

LIST OF APPENDICES

Appendix A	Well Design, Installation, and Development Report – Addendum No. 6
Appendix B	Well Maintenance and Repair Documentation Memoranda
Appendix C	Laboratory Analytical and Field Sampling Reports
Appendix D	Statistical Analysis Reports
Appendix E	Pilot Study Documentation
Appendix F	Potable Well Survey Report

LIST OF ACRONYMS AND ABBREVIATIONS

ACM	Assessment of Corrective Measures
AP-1	Ash Pond 1
ASD	Alternate Source Demonstration
CCR	coal combustion residuals
CFR	Code of Federal Regulations
DO	dissolved oxygen
EDR	Environmental Data Resources
$FeSO_4$	ferrous sulfate
ft/day	feet per day
ft/ft	feet per foot
g/L	grams per liter
gal	gallons
GA-20	Georgia Highway 20
GA EPD	Georgia Environmental Protection Division
Georgia Power	Georgia Power Company
Geosyntec	Geosyntec Consultants, Inc.
GSC	Groundwater Stats Consulting
GWPS	groundwater protection standard
HAR	Hydrogeologic Assessment Report
i	horizontal hydraulic gradient
K_h	horizontal hydraulic conductivity
MCL	Maximum Contaminant Level
mg/L	milligram per liter
MgO	magnesium oxide
MNA	Monitored Natural Attenuation
n_e	effective porosity
NELAP	National Environmental Laboratory Accreditation Program
NTU	nephelometric turbidity units
ORP	oxidation reduction potential
Pace Analytical	Pace Analytical Services, LLC.
PE	professional engineer
PL	prediction limit
QA/QC	Quality Assurance/Quality Control
SSI	statistically significant increase
SSL	statistically significant level
s.u.	standard unit

Unified Guidance	Statistical Analysis of Groundwater Data at RCRA Facilities Unified Guidance
USEPA	United States Environmental Protection Agency

1.0 INTRODUCTION

In accordance with the United States Environmental Protection Agency (USEPA) Coal Combustion Residual Rule (federal CCR Rule) (40 Code of Federal Regulations [CFR] Part 257, Subpart D) and the Georgia Environmental Protection Division (GA EPD) Rules for Solid Waste Management 391-3-4-.10, Geosyntec Consultants, Inc. (Geosyntec) has prepared this *2024 Annual Groundwater Monitoring and Corrective Action Report* to document groundwater monitoring activities conducted at Georgia Power Company (Georgia Power) Plant Hammond (Site) Ash Pond 1 (AP-1) for the reporting period of January through December 2024 (referred to herein as the annual reporting period).

Groundwater monitoring and reporting for the CCR unit is performed in accordance with the monitoring requirements of § 257.90 through 257.95 of the federal CCR Rule, and GA EPD Rules for Solid Waste Management 391-3-4-.10(6). To specify groundwater monitoring requirements, GA EPD rule 391-3-4-.10(6)(a) incorporates by reference the federal CCR Rule. For ease of reference, the federal CCR Rule is cited within this report in lieu of citing both sets of regulations. Also, the closure permit issued by GA EPD (i.e., no. 057-023D(CCR)) stipulates that groundwater monitoring is required while CCR waste remains in place at the CCR unit and for no less than 5-years after removal of the material.

Due to statistically significant levels (SSLs) of arsenic and molybdenum identified in the *2018 Annual Groundwater Monitoring and Corrective Action Report* (Geosyntec, 2019a), Georgia Power initiated an assessment of corrective measures (ACM) program for AP-1 in January 2019. Pursuant to § 257.96(b), Georgia Power continues to monitor groundwater associated with AP-1 in accordance with the assessment monitoring program established for the unit, including semiannual monitoring and reporting pursuant to § 257.90 through § 257.95 of the federal CCR Rule and GA EPD Rules for Solid Waste Management 391-3-4-.10(6)(a). A *Draft Remedy Selection Report,* which summarizes the evaluation and proposed selection of a corrective measure, or measures, was submitted to GA EPD on August 31, 2022, (Geosyntec, 2022a) and is currently under review.

The current reporting period groundwater data indicate that SSLs for arsenic and molybdenum concentrations are horizontally and vertically delineated to below their corresponding groundwater protection standards (GWPS) and contained within the property boundary.

1.1 Site Description and Background

Plant Hammond is located in Floyd County, Georgia, approximately 10 miles west of Rome and is bordered by Georgia Highway 20 (GA-20) on the north, the Coosa River on the south, Cabin Creek and industrial land on the east, and sparsely populated, forested, rural and industrial land on the west (**Figure 1**). The physical address of the plant is 5963 Alabama Highway, Rome, Georgia, 30165.

Plant Hammond was a four-unit, coal-fired electric generating facility. All four units at Plant Hammond were decommissioned in July 2019 and no longer produce electricity.

AP-1 is a 35-acre surface impoundment located at Plant Hammond that received CCR materials from its commission in 1952 until 1969. After 1969, AP-1 was utilized as a co-treatment pond to handle return water flows from the other ponds and for recycling of process water for plant operations. Georgia Power has commenced closure of AP-1 through removal of the CCR material from the CCR unit; closure activities will be conducted in accordance with § 257.102 and corresponding Rule 391-3-4-.10(7)(b). The proposed closure by removal approach provides a source control measure that reduces the potential for migration of CCR constituents to groundwater. Details of the closure approach are provided in the Written Closure Plan, published to Georgia Power's CCR Rule Compliance website. Closure permit no. 057-023D(CCR) was approved by GA EPD on June 22, 2020.

1.2 Regional Geology and Hydrogeologic Setting

The following section summarizes the geologic and hydrogeologic conditions at AP-1 as described in the *Hydrogeologic Assessment Report Revision 01 – AP-1* (HAR Rev 01) submitted to GA EPD in December 2019 in support of the AP-1 solid waste handling permit (Geosyntec, 2019c).

1.2.1 Regional and Site Geology

The Site is located within the Great Valley District of the Valley and Ridge Physiographic Province (Valley and Ridge) in northwest Georgia. The Valley and Ridge is characterized by Paleozoic sedimentary rocks that have been folded and faulted into the ridges and valleys that gave this region its name. Geologic mapping performed at the Site by Petrologic Solutions, Inc., under the direction of Golder (Golder, 2018), indicates that AP-1 is underlain by the middle units of the Cambrian age Conasauga Formation, consisting of mostly shaley limestone. Subsurface investigations at AP-1 describe the

bedrock as limestone or shaley limestone. AP-1 is underlain primarily by five lithologic units: (i) fill; (ii) terrace alluvium; (iii) residuum; (iv) highly weathered/fractured shaley limestone bedrock; and (v) competent shaley limestone bedrock.

Based on subsurface investigations, the fill material is composed of lean clay or gravelly lean clay with sand from the construction of the pond. The terrace alluvium consists of unconsolidated sediments associated with deposition from the Coosa River and Cabin Creek. Alluvium was variously described as well sorted and poorly sorted sand, clayey sand, sandy gravel, clayey gravel, or gravelly clay. The residuum clay layer or native soils have been derived from the in-place weathering of the shaley limestone bedrock. The residuum is generally described as a lean to fat clay, sometimes silty with some sand, and rarely gravel. The subsurface investigation data suggest that the residuum thins out in places, and the alluvial deposits is in direct contact with the upper fractured or the unweathered limestone bedrock. Just below the residuum clay layer is a gradational zone of varying proportions of clayey residuum and sand, gravel, and cobble-sized angular pieces of partially weathered limestone, grading into a zone of fractured shaley limestone, before grading into unweathered, fresh shaley limestone bedrock. The upper highly weathered zone appears more as residuum with various sized rock fragments. The lower zone becomes less clayey with depth and is estimated to be approximately 10 feet thick. The limestone is described as medium to dark gray, very finely laminated with lighter and darker gray layers, and contains interbeds of calcareous shale.

1.2.2 Hydrogeologic Setting

The uppermost aquifer at AP-1 is a regional groundwater aquifer that occurs in the terrace alluvium, residuum, and the weathered and fractured bedrock. The uppermost aquifer is considered to be unconfined; however, localized, semi-confined conditions may be encountered due to the low-permeability clayey nature of the residual soils, or as a result of perched groundwater or poorly interconnected fracture networks in the bedrock. The movement of groundwater in the uppermost aquifer can be characterized as low-to moderate permeability porous media flow. Groundwater flow in the more competent underlying bedrock is characterized as fracture flow. The regional groundwater flow direction is expected to be from north to south; however, the local flow direction proximal to AP-1 is to both the east and south under current pre-closure conditions. Under post-closure conditions, the groundwater flow direction is anticipated to resemble the regional flow regime more closely (north to south toward the Coosa River).

1.3 Groundwater Monitoring Well Network

In accordance with § 257.91, a groundwater monitoring system was installed at AP-1 that consists of a sufficient number of wells installed at appropriate locations and depths to yield groundwater samples from the uppermost aquifer to represent the groundwater quality both upgradient of the units (i.e., background conditions) and passing the waste boundary of the units. The number, spacing, and depths of the groundwater monitoring wells were selected based on the characterization of site specific hydrogeologic conditions.

As part of the assessment monitoring program, assessment monitoring wells have been installed since 2018 to supplement the pre-existing detection monitoring wells and characterize the nature and extent of SSLs in groundwater downgradient of AP-1. Pursuant to § 257.195(g)(1)(iv), the wells classified as "assessment monitoring wells" will continue to be sampled concurrently with the detection monitoring well network as part of the ongoing assessment groundwater monitoring program.

An on-site network of piezometers is used in combination with the detection and assessment monitoring well networks to gauge water levels to define groundwater flow direction and gradients. The piezometers may be sampled as needed to support the ACM program.

The locations of the detection monitoring wells, assessment monitoring wells, and piezometers are shown on **Figure 2**; well and piezometer construction details are listed in **Table 1**.

2.0 GROUNDWATER MONITORING ACTIVITIES

In accordance with § 257.90(e), the following describes monitoring-related activities performed during the annual reporting period and discusses any change in status of the monitoring program. Groundwater sampling was performed in accordance with § 257.93.

2.1 Monitoring Well Installation and Maintenance

Twelve piezometers (AS-01, AS-02, AS-03, AS-04, INW-03, INW-04, INW-05, PT-11, PT-12, PT-13, PT-14, and PT-15) were installed in April 2024; the locations of these five piezometers are shown on **Figure 2**. Wells AS-01, AS-02, AS-03, and AS-04 were installed as air sparge points for the supplemental pilot study in support of the ACM Program. Wells INW-03, INW-04, and INW-05 were installed as injection points, and wells PT-11, PT-12, PT-13, PT-14, and PT-15 were installed to specifically monitor the performance of the supplemental pilot study injections in support of the ACM program. A well installation report that includes detailed boring and well construction logs for the installation of these piezometers was submitted to GA EPD in August 2024 under separate cover and is provided in **Appendix A**.

The well and piezometer networks are inspected semiannually to evaluate if any repairs or corrective actions are necessary to meet the requirements of the Georgia Water Well Standards Act (O.C.G.A. § 12-5-134(5)(d)(vii)). In February and August 2024, the networks were inspected, necessary corrective actions were identified and subsequently completed, as documented in **Appendix B**. This documentation was prepared under the direction of a professional geologist or engineer registered in the State of Georgia.

2.2 Assessment Monitoring

Georgia Power initiated an assessment monitoring program for groundwater at AP-1 in January 2018 based on statically significant increases (SSIs) of Appendix III constituents documented in the *2017 Annual Groundwater Monitoring and Corrective Action Report* (ERM, 2018). A notice of assessment monitoring was placed in the operating record on May 15, 2018. Currently identified SSLs of Appendix IV constituents exceeding their respective GWPS at AP-1 are arsenic in HGWC-13 and molybdenum in HGWC-8.

Pursuant to § 257.96, an ACM was initiated for AP-1 in January 2019. An *Assessment of Corrective Measures Report – Plant Hammond Ash Pond 1 (AP-1)* (ACM Report) was subsequently prepared for AP-1 (Geosyntec, 2019b) and submitted to GA EPD in June

2019 and posted to Georgia Power's CCR Rule Compliance website in July 2019. A *Draft Remedy Selection Report,* which summarizes the evaluation and proposed selection of a corrective measure, or measures, was submitted to GA EPD on August 31, 2022 (Geosyntec, 2022a). In accordance with § 257.96(b), groundwater continues to be monitored at AP-1 under the assessment monitoring program while the ACM phase is implemented.

In support of the routine assessment monitoring program, the two semiannual assessment monitoring events were conducted in February and August 2024. The wells sampled and the dates the samples were collected at AP-1 during the annual reporting period are summarized in **Table 2**. Details of these events and analytical results are discussed in Section 3.

2.3 Additional Groundwater and Surface Water Evaluations

Supplemental groundwater samples were collected from the entire AP-1 detection and assessment well networks during the February 2024 events and were analyzed for major cations, major anions, iron, and manganese. The data were collected in support of evaluating the geochemical composition of the groundwater in conjunction with the ACM activities.

Due to the presence of surface water features immediately downgradient of select wells reporting concentrations of select constituents above the GWPS, Georgia Power proactively collected surface water samples in February and August 2024 from Cabin Creek and Coosa River as shown on **Figure 2** (H-SCC, H-SCC NB and H+0.25).

The laboratory reports associated with the additional evaluations are provided in **Appendix C**.

2.4 Assessment of Corrective Measures

As presented in the *Draft Remedy Selection Report* (Geosyntec, 2022a), in-situ geochemical injections, coupled with monitored natural attenuation (MNA), have been proposed as corrective measures to address the SSLs of molybdenum and arsenic in detection monitoring wells HGWC-8 and HGWC-13, respectively. Design of in-situ geochemical injection corrective measures includes multiple assessment and design components, including pilot studies to evaluate injection delivery and the performance of injectates prior to implementing a full scale remedy. Following GA EPD approval, Georgia Power initiated a pilot study in vicinity of these wells in September 2023, as

detailed in the *HGWC-8 Pilot Study Workplan* (Geosyntec, 2023a) and the *HGWC-13 Pilot Study Workplan* (Geosyntec, 2023b). Supplemental pilot study workplans for HGWC-8 and HGWC-13 were submitted to GA EPD on March 29, 2024 (Geosyntec 2024b, Geosyntec, 2024c), describing the additional injections necessary to inform corrective action design near monitoring wells HGWC-8 and HGWC-13. The supplemental pilot study workplans were approved by GA EPD's Underground Injection Control (UIC) and Solid Waste Management Programs on May 6 and June 21, 2024, respectively.

A post-injection performance monitoring program was initiated in October 2023 during which groundwater samples were collected from performance monitoring piezometers PT-07 through PT-10, and subsequently expanded to include additional performance monitoring piezometers installed in April 2024 (i.e., PZ-11 through PZ-15). Post injection performance monitoring continued during the 2024 annual reporting period. Groundwater samples collected from these performance monitoring piezometers were analyzed for the complete suite of Appendix III and Appendix IV constituents (except total radium) and select metals and inorganics necessary to evaluate groundwater geochemistry. Details of these events and analytical results collected during the annual reporting period are discussed in Section 6.

3.0 SAMPLING METHODOLOGY AND ANALYSES

The following section presents a summary of the field sampling procedures that were implemented, and the groundwater sampling results that were obtained in connection with the assessment monitoring program conducted at AP-1 during the annual reporting period.

3.1 Groundwater and Surface Water Level Measurement

A synoptic round of depth-to-groundwater-level measurements were recorded from the AP-1 wells and piezometers during the February and August 2024 assessment monitoring events and used to calculate the corresponding groundwater elevations, which are presented in **Table 3**. The February and August 2024 groundwater elevations are generally consistent with the overall decreasing trend reported for wells downgradient of AP-1 as a result of the ongoing dewatering and closure activities.

Surface water elevations were recorded at the Coosa River staff gauge located downgradient of AP-1. The location of the Coosa River staff gauge is shown on **Figure 2**.

The groundwater and surface water elevation data were used to prepare a potentiometric surface map for the February and August 2024 gauging events, which are presented on **Figure 3** and **Figure 4,** respectively. Groundwater in the AP-1 area flows under the influence of topography from slightly higher elevations on the north side of the Site in a generally easterly and southerly direction. This groundwater flow pattern is consistent with previous observations.

3.2 Groundwater Gradient and Flow Velocity

The horizontal groundwater hydraulic gradients within the uppermost aquifer beneath AP-1 were calculated using the groundwater elevation data from the February and August 2024 gauging events. Horizontal hydraulic gradients were calculated along the flow path south of AP-1 between HGWC-13 and MW-7 and between HGWC-8 and MW-20 along the flow path east of AP-1. The supporting calculations are presented in **Table 4.** The table also presents the average hydraulic gradients calculated from the February and August 2024 gauging events. The general trajectory of the flow paths used in the calculations and associated potentiometric contour lines are shown on **Figure 3** and **Figure 4**, respectively. The calculated average hydraulic gradients along the southerly and easterly groundwater flow path lines associated with AP-1 for the annual reporting

period is 0.011 feet per foot (ft/ft) between HGWC-13 and MW-7, and 0.0049 ft/ft HGWC-8 and MW-20.

The approximate horizontal flow velocities associated with AP-1 were calculated using the following derivative of Darcy's Law. The calculations are presented on **Table 4**.

$$V = \frac{K_h * i}{n_e}$$

where:

V = Groundwater flow velocity $\left(\frac{feet}{day}\right)$

K_h = Horizontal Hydraulic Conductivity $\left(\frac{feet}{day}\right)$

i = Horizontal hydraulic gradient $\left(\frac{feet}{foot}\right) = \frac{h_1 - h_2}{L}$

h_1 and h_2 = Groundwater elevation at location 1 and 2

L = Distance between location 1 and 2

n_e = Effective porosity

The average horizontal hydraulic conductivity (K_h) for AP-1 of 11.82 feet per day (ft/day) was computed from slug test data derived from ten locations across the AP-1 area and presented in the HAR Rev 01 (Geosyntec, 2019c). An estimated effective porosity (n_e) of 0.15 is used to represent average conditions at AP-1, derived based on review of literature (Kresic, 2007), observed site lithology, and professional judgement. With these variables defined, and accounting for the averaged hydraulic gradient discussed above for the February and August 2024 gauging events, the average groundwater flow velocity in the vicinity of AP-1 for the annual reporting period was calculated to be 0.63 ft/day (i.e., average of the southerly and easterly flow velocities).

3.3 Groundwater Sampling Procedures

Groundwater samples were collected using low-flow sampling procedures in accordance with § 257.93(a). Purging and sampling was performed using dedicated bladder pumps with dedicated tubing, non-dedicated bladder pumps, and peristaltic pumps. For wells sampled with non-dedicated bladder pumps and peristaltic pumps, the pump intake was lowered to the midpoint of the well screen (or as appropriate based on the groundwater

level). Non-dedicated bladder pump and peristaltic pump samples were collected using new disposable polyethylene tubing; all non-dedicated tubing was disposed of following the sampling event. All non-disposable equipment was decontaminated before use and between well locations.

An in-situ water quality field meter (Aqua TROLL 400) was used to monitor and record field water quality parameters [i.e., pH, conductivity, dissolved oxygen (DO), temperature, and oxidation reduction potential (ORP)] during well purging to verify stabilization prior to sampling. Turbidity was monitored using a portable turbidity meter (i.e., LaMotte 2020we or similar). Groundwater samples were collected once the following stabilization criteria were met:

- pH ± 0.1 standard units (s.u.).
- Conductivity ± 5%.
- ± 0.2 milligrams per liter (mg/L) or ± 10% (whichever is greater) for DO > 0.5 mg/L. No criterion applies if DO < 0.5 mg/L, record only.
- Turbidity measured less than 5 nephelometric turbidity units (NTU) or measured between 5 and 10 NTU following three hours of purging.

Following purging, and once stabilization was achieved, unfiltered samples were collected into appropriately preserved laboratory-supplied sample containers. Sample bottles were placed in ice-packed coolers and submitted to Pace Analytical Services, LLC (Pace Analytical) in Peachtree Corners, Georgia, following chain-of-custody protocol. The field sampling and equipment calibration forms generated during the annual reporting period are provided in **Appendix C**; forms generated during monitoring events associated with the pilot studies are provided in a subsequent appendix as discussed in Section 6.

3.4 Laboratory Analyses

Laboratory analyses were performed by Pace Analytical, which is accredited by the National Environmental Laboratory Accreditation Program (NELAP). Pace Analytical maintains a NELAP certification for the Appendix III and Appendix IV constituents analyzed for this project. Analytical methods used for groundwater sample analyses, and associated results, are listed in the analytical laboratory reports included in **Appendix C**. The groundwater analytical results from the annual reporting period are summarized in

Table 5; surface water analytical results are summarized in **Table 6**. The laboratory reports generated during monitoring events associated with the pilot studies are provided in a subsequent appendix as discussed in Section 6.

3.5 Quality Assurance and Quality Control Summary

Quality assurance/quality control (QA/QC) samples were collected during the groundwater monitoring events in accordance with the site's *Groundwater Monitoring Plan* (Geosyntec, 2021b), and included the following: field duplicates, equipment blanks, and field blank samples. QA/QC samples were collected in appropriately preserved laboratory-provided containers and submitted under the same chain of custody as the primary samples for analysis of the same constituents by Pace Analytical.

In addition to collecting QA/QC samples, the data were validated based on the pertinent methods referenced in the laboratory reports, professional and technical judgment, and applicable federal guidance documents (USEPA, 2011; USEPA, 2017). Where necessary, the data were qualified with supporting documentation and justifications. The validated data are considered usable for meeting project objectives. The associated data validation reports are provided in **Appendix C**, along with the laboratory reports.

4.0 STATISTICAL ANALYSIS

The following section summarizes the statistical analysis of Appendix III groundwater monitoring data performed pursuant to § 257.93. In addition, pursuant to § 257.95(d)(2), Georgia Power established GWPS for the Appendix IV constituents and completed statistical analyses of the Appendix IV groundwater monitoring data obtained during the annual reporting period. The data were analyzed by Groundwater Stats Consulting (GSC); the report generated from the analyses are provided in **Appendix D**.

4.1 Statistical Methods

Groundwater data from the annual reporting period were statistically analyzed in accordance with the Professional Engineer-certified (PE-certified) Statistical Analysis Method Certification (October 2017, revised January 2020) (Environmental Resource Management, 2017 and Geosyntec, 2020a). The Sanitas groundwater statistical software was used to perform the statistical analyses. Sanitas is a decision-support software package that incorporates the statistical tests required of Subtitle C and D facilities by USEPA regulations and guidance as recommended in the USEPA document *Statistical Analysis of Groundwater Data at RCRA Facilities Unified Guidance* (Unified Guidance) (USEPA, 2009).

Appendix III statistical analysis was performed to assess if Appendix III constituents have returned to background levels. Appendix IV constituents were evaluated to assess if concentrations statistically exceeded the established GWPS. Detailed statistical methods used for Appendix III and Appendix IV constituents are discussed in the statistical analysis reports provided in **Appendix D** and summarized in Sections 4.1.1 and 4.1.2. The GWPS were finalized pursuant to § 257.95(d)(2) and presented in **Table 7**.

4.1.1 Appendix III Statistical Methods

Based on guidance from GA EPD, statistical tests used to evaluate the groundwater monitoring data consist of interwell prediction limits (PLs) combined with a 1-of-2 verification resample plan for each of the Appendix III constituents. Interwell PLs pool upgradient well data to establish a background limit for an individual constituent, and the most recent sample from each downgradient well is compared to the same limit for each constituent. The most recent sample from each downgradient well is compared to the background limit to assess whether there are statistically significant increases (SSIs). An "initial exceedance" occurs when an Appendix III constituent reported in the groundwater of a downgradient detection monitoring well exceeds the constituent's associated PL.

The 1-of-2 resample plan allows for collection of an independent resample. A confirmed exceedance is noted only when the resample confirms the initial exceedance by also exceeding the statistical limit. If the resample falls within its respective PL, no exceedance is declared.

4.1.2 Appendix IV Statistical Methods

To statistically compare groundwater data to GWPS, confidence intervals are constructed for each of the detected Appendix IV constituents in each downgradient detection and assessment monitoring well with a minimum of four samples. In accordance with Section 21.1.1 of the Unified Guidance (USEPA, 2009), four independent data are the minimum population size recommended to construct confidence intervals required to assess SSLs for Appendix IV constituents. Due to previous non-routine (or ACM investigation) sampling, some Appendix IV constituents at a well location have differing number of analytical data points.

The confidence intervals are compared to the GWPS. Only when the entire confidence interval is above a GWPS is the well/constituent pair considered to exceed its GWPS. If a confidence interval exceeds a GWPS, an SSL is identified.

USEPA revised the federal CCR Rule on July 30, 2018, updating GWPS for cobalt, lead, lithium, and molybdenum. As described in § 257.95(h)(1-3), the GWPS is defined by the below criteria. These criteria were adopted into the GA EPD Rules for Solid Waste Management 391-3-4-.10 on February 22, 2022.

(1) The MCL established under § 141.62 and § 141.66.

(2) Where an MCL has not been established:

(i) Cobalt 0.006 mg/L;

(ii) Lead 0.015 mg/L;

(iii) Lithium 0.04 mg/L; and

(iv) Molybdenum 0.1 mg/L.

(3) Background levels for constituents where the background level is higher than the MCL or rule-specified GWPS.

Following the above requirements, GWPS have been established for statistical comparison of Appendix IV constituents and are presented in **Table 6**.

4.2 Statistical Analyses Results

Based on review of the Appendix III statistical analyses presented in **Appendix D**, groundwater conditions have not returned to background and assessment monitoring should continue. Based on the statistical analyses, select Appendix IV constituents exceeded the GWPS during the annual reporting period.

4.2.1 February 2024 Data

- Arsenic: HGWC-13
- Molybdenum: HGWC-8

Wells with SSLs were further evaluated using the Sen's Slope/Mann Kendall trend test (**Appendix D**). A statistically significant increasing trend was identified for arsenic in HGWC-13 in February 2024. A statistically significant decreasing trend for molybdenum in HGWC-8 was identified in February 2024.

4.2.2 August 2024 Data

- Arsenic: HGWC-13
- Molybdenum: HGWC-8

Wells with SSLs were further evaluated using the Sen's Slope/Mann Kendall trend test (**Appendix D**). A statistically significant increasing trend was identified for arsenic in HGWC-13 in August 2024. A statistically significant decreasing trend was identified for HGWC-8 in August 2024.

4.2.3 Summary of Statistical Analyses

The SSLs identified for the annual reporting period are consistent with the 2023 annual reporting period.

5.0 NATURE AND EXTENT

Based on the groundwater data presented herein, the SSLs for wells and constituents identified in Section 4.2 have been horizontally and vertically delineated to below the established GWPS and are contained within the property boundary. Delineation is determined by confidence intervals (statistical analysis) prepared for the assessment wells discussed in the following paragraphs. Results of the statistical analyses are provided in **Appendix D**.

The identified SSL of arsenic in HGWC-13 is horizontally and vertically delineated to below the GWPS by MW-19 and MW-24D, respectively. Similarly, the SSL of molybdenum in HGWC-8 is horizontally and vertically delineated by MW-20 and MW- 27D, respectively. A single exceedance of the molybdenum GWPS was identified in MW-53 in August 2023. While the piezometer was not sampled in February, MW-53 was sampled in August 2024 as part of the ACM efforts. Molybdenum was not detected above the method detection limit (0.00062 mg/L) in August 2024. In addition, Georgia Power proactively collected a surface water sample downgradient of MW-53 in February and August 2024. Molybdenum was not detected above the reporting limit (0.010 mg/L) in the surface water samples collected in February and August 2024 from the location in Cabin Creek (H-SCC) shown on **Figure 2**. No molybdenum impacts to surface water have been detected.

The groundwater data from the February and August 2024 assessment monitoring event were used to generate the arsenic and molybdenum iso-concentration maps presented on **Figure 5** through **Figure 8**.

5.1 Alternate Source Demonstrations

An alternate source demonstration (ASD) was submitted to GA EPD on January 29, 2021, to address the fluoride and lithium SSLs reported for MW-30D, and molybdenum SSL reported for MW-40D (Geosyntec, 2021a). The ASD presented multiple lines of evidence that the SSLs are not associated with a release from AP-1, but are instead a result of natural variation in groundwater quality due to the limited (i.e., MW-30D) or no (i.e., MW-40D) connection these wells have to the uppermost aquifer as evidenced by (i) slow recharge encountered within the deeper delineation wells installed in less fractured bedrock zones; (ii) starkly different groundwater elevations in these wells compared to other site wells; and (iii) very different geochemical conditions. Additionally, all previous SSLs of molybdenum reported in MW-40D have at all times complied with the current GWPS of 0.1 mg/L.

An ASD to address the previous SSL of lithium identified in MW-25D was submitted to GA EPD in August 2022 (Geosyntec, 2022b). Geochemical evaluations using Piper and Stiff diagrams indicate that the chemical composition of groundwater sampled from well MW-25D shows no evidence of a CCR impact (i.e., as compared to the geochemistry of AP-1 pore water) and is similar to other deep background and slow recharge wells screened in bedrock (HGWA-43D, MW-30D, MW-40D). Secondly, all previous SSLs of lithium reported in MW-25D have at all times complied with the current GWPS of 0.064 mg/L.

6.0 MONITORING PROGRAM STATUS

6.1 Assessment Monitoring Status

Pursuant to § 257.96(b), Georgia Power will continue to monitor the groundwater at AP-1 in accordance with the assessment monitoring program regulations of § 257.95 while ACM efforts are implemented to address SSLs of arsenic and molybdenum in select AP-1 wells. Pursuant to § 257.95(g)(1)(iv), the assessment monitoring wells will continue to be sampled as part of the ongoing assessment groundwater monitoring program.

6.2 Assessment of Corrective Measures

A *Draft Remedy Selection Repor*t was submitted to GA EPD on August 31, 2022 (Geosyntec, 2022a). The *Draft Remedy Selection Report* was submitted under separate cover and is currently being reviewed by GA EPD. The report summarizes:

- The current groundwater conceptual site model applicable to evaluating groundwater corrective measures proposed in the ACM Report (Geosyntec, 2019b);
- An evaluation of each corrective measure retained for further consideration following the completed investigations; and
- An evaluation of corrective measure options using the comparative criteria such as long- and short-term effectiveness and protectiveness, source control effectiveness, and ease of implementation. The *Draft Remedy Selection Report* presents geochemical approaches (in-situ injections) coupled with monitored natural attenuation as the proposed groundwater remedy for AP-1.

In the interim of GA EPD's review of the *Draft Remedy Selection Report,* the state agency issued a letter on September 23, 2022, stating their support for Georgia Power to initiate a pilot study at AP-1 to facilitate further remedy design. In June 2023, Georgia Power submitted to GA EPD both a Pilot Test Notification Form and separate workplans outlining the design and implementation of a pilot study in vicinity of HGWC-8 and HGWC-13 (Geosyntec, 2023a, 2023b). GA EPD's UIC Program approved the Pilot Test Notification Form on August 24, 2023. Geosyntec completed pilot study injection activities September through December 2023. Injection volumes are summarized in **Appendix E.** September through October 2023 AP-1 pilot study activities were summarized in the *Pilot Study Post-Injection Event Report* (Geosyntec, 2023c).

Additional injections were completed in the vicinity of HGWC-8 and HGWC-13 in December 2023. Approximately 2,750 gallons (gal) of 20 mg/L ferrous sulfate ($FeSO_4$) and 2,750 gal of 1 gram per liter (g/L) magnesium oxide (MgO) was injected at the HGWC-8 pilot study area in December 2023. Approximately 2,500 gal of 1 g/L MgO was injected at the HGWC-13 pilot study area in December 2023. All pilot study injection activities were completed in accordance with the GA EPD approved Pilot Test Notification Form and pilot study workplans. Interim post-injection performance monitoring was initiated in 2023 and continued into the current 2024 annual reporting period.

On March 29, 2024, Georgia Power submitted an additional Pilot Test Notification Form and supplemental pilot study work plans describing additional injections necessary to inform corrective action design near monitoring wells HGWC-8 and HGWC-13. The supplemental injections were initiated in early July 2024.

The laboratory reports and field logs associated with post-injection performance monitoring events conducted through November 2023 were provided with the prior annual groundwater monitoring report (Geosyntec, 2024a), and the laboratory reports and field logs associated with post-injection performance monitoring events conducted through July 2024 were provided with the Pilot Study Post-Injection Event Report (Geosyntec, 2024d). The groundwater analytical results from the post-injection performance monitoring events between January and December 2024 are summarized in **Table 8**; the laboratory reports associated with these results are provided in **Appendix E**.

Based on analytical results, the pilot study supports full scale implementation. A comprehensive pilot study summary report will be submitted by August 29, 2025, as a stand-alone document. This report will summarize the pilot study results, inclusive of the sample data collected for the duration of the post-injection performance monitoring, and provide recommendations for the design and implementation of the full-scale groundwater remedy. After submittal, Georgia Power anticipates receiving written authorization from GA EPD to hold the public meeting with the selected remedy of geochemical approaches (in-situ injection) and MNA. After the public meeting, Georgia Power will revise the *Draft Remedy Selection Report*, incorporating results of the pilot study and public meeting comments.

6.3 Annual Potable Well Survey

An updated potable well survey of potential groundwater wells within a two-mile radius of AP-1 was conducted in November 2024 and consisted of reviewing federal, state,

county records, and online sources. Surveys conducted by Environmental Data Resources (EDR) are included in **Appendix F**. Additional federal, state, county records and online sources outside of the EDR survey were also reviewed. The Floyd County Health Department does not permit or regulate private wells, and therefore had no update to provide for the survey. The findings from the 2024 well survey are consistent with the 2023 well survey (Geosyntec, 2024a).

7.0 CONCLUSIONS AND FUTURE ACTIONS

This *2024 Annual Groundwater Monitoring and Corrective Action Report* for Plant Hammond AP-1 was prepared to fulfill the requirements of the federal CCR Rule and GA EPD Rules for Solid Waste Management 391-3-4-.10. Statistical analyses of the groundwater monitoring data for AP-1 for the annual reporting period identified the continued presence of SSLs of arsenic and molybdenum in HGWC-13 and HGWC-8, respectively. Based on the most current groundwater quality, the SSLs are vertically and horizontally delineated to below their respective GWPS within the property boundary.

Georgia Power will continue to monitor AP-1 groundwater under the assessment monitoring program as aspects of the ACM program are implemented to address the Appendix IV SSLs. A *Draft Remedy Selection Report*, which summarizes the evaluation and proposed selection of a corrective measure, or measures, was submitted to GA EPD on August 31, 2022 (Geosyntec, 2022a). The next routine semiannual assessment monitoring event for AP-1 is tentatively scheduled for February 2025, with post-injection performance monitoring events conducted at regular intervals through the next reporting cycle. Based on performance monitoring results to date, the pilot study supports full scale implementation of the selected remedy. A comprehensive pilot study technical memorandum will be submitted to GA EPD by August 29, 2025, as a stand-alone document in which the pilot study results and design recommendations of the full-scale groundwater remedy are discussed.

8.0 REFERENCES

Environmental Resource Management, 2017. *Statistical Analysis Method Certification 40 CFR § 257.93 – Plant Hammond Ash Pond 1 (AP-1) – Georgia Power Company.* October 2017.

Environmental Resources Management, 2018. *2017 Annual Groundwater Monitoring and Corrective Action Report - Plant Hammond Ash Ponds 1 & 2 (AP-1 and AP- 2)*. Atlanta, Georgia. January 2018.

Geosyntec, 2019a. *2018 Annual Groundwater Monitoring and Corrective Action Report – Plant Hammond Ash Ponds 1 & 2 (AP-1 and AP-2)*. January 2019.

Geosyntec, 2019b. *Assessment of Corrective Measures Report – Plant Hammond Ash Pond 1 (AP-1)*. June 2019.

Geosyntec, 2019c. *Hydrogeologic Assessment Report (Revision 1) – Plant Hammond Ash Pond 1 (AP-1)*. December 2019.

Geosyntec, 2020a. *Statistical Analysis Method Certification (REV 01) – Georgia Rule 391-3-4-.10(6) and 40 CFR § 257.93(f) – Plant Hammond Ash Pond 1 – Georgia Power Company*. January 2020.

Geosyntec, 2021a. *Alternate Source Demonstration – Fluoride, Lithium, Molybdenum, Georgia Power Company, Plant Hammond Ash Pond 1.* January 2021.

Geosyntec, 2021b. *Groundwater Monitoring Plan – Plant Hammond – Ash Pond 1 (AP-1).* September 2021 revision.

Geosyntec, 2022a. *Draft Remedy Selection Report, Georgia Power Company, Plant Hammond Ash Pond 1.* August 2022.

Geosyntec, 2022b. *Alternate Source Demonstration – Lithium, Georgia Power Company, Plant Hammond Ash Pond 1.* August 2022.

Geosyntec, 2023a. *HGWC-8 Pilot Study Workplan – Plant Hammond Ash Pond 1 (AP- 1)*. June 2023

Geosyntec, 2023b. *HGWC-13 Pilot Study Workplan – Plant Hammond Ash Pond 1 (AP- 1)*. June 2023

Geosyntec, 2023c. *Pilot Study Post-Injection Event Report*. November 2023.

Geosyntec, 2024a. *2023 Annual Groundwater Monitoring and Corrective Action Report – Plant Hammond Ash Pond 1 (AP-1)*. January 2024.

Geosyntec, 2024b. *HGWC-8 Supplemental Pilot Study Workplan – Plant Hammond Ash Pond 1 (AP- 1)*. March 2024.

Geosyntec, 2024c. *HGWC-13 Supplemental Pilot Study Workplan – Plant Hammond Ash Pond 1 (AP- 1)*. March 2024.

Geosyntec, 2024d. *Pilot Study Post-Injection Event Report – Pilot Test No. UPT000068 Plant Hammond Ash Pond 1 (AP-1)*. August 2024.

Golder Associates, 2018. *Geologic and Hydrogeologic Report – Plant Hammond*. November 2018.

Kresic, Neven, 2007. *Hydrogeology and Groundwater Modeling, Second Edition*. CRC Press.

Sanitas: Groundwater Statistical Software, v. 9.6.05, 2018. Sanitas Technologies©, Boulder, Colorado.

USEPA, 2009. *Statistical Analysis of Groundwater Monitoring Data at RCRA Facilities, Unified Guidance*. Office of Resource Conservation and Recovery – Program Implementation and Information Division. March 2009.

USEPA, 2011. *Region IV Data Validation Standard Operating Procedures.* Science and Ecosystem Support Division. Region IV. Athens, GA. September 2011.

USEPA, 2017. *National Functional Guidelines for Inorganic Superfund Methods Data Review*. Office of Superfund Remediation and Technology Innovation. OLEM 9355.0-135 [EPA-540-R-2017-001]. Washington, DC. January 2017.

TABLES

Table 1
Monitoring Well Network Summary
Georgia Power Company
Plant Hammond - Ash Pond 1
Floyd County, GA

Well ID	Well Designation	Hydraulic Location	Northing[1]	Easting[1]	Ground Surface Elevation[1] (feet)	Top of Casing Elevation[1] (feet)	Top of Screen Elevation[1] (feet)	Bottom of Screen Elevation[1] (feet)	Total Well Depth from (Feet Below Top of Casing)[2]	Groundwater Zone Screened	Installation Date
HGWA-1	Detection	Upgradient	1550423.32	1940770.00	592.32	595.21	573.12	563.12	32.49	Bedrock	12/03/2014
HGWA-2	Detection	Upgradient	1549796.87	1939845.15	585.29	587.92	570.29	560.29	27.95	Overburden	12/02/2015
HGWA-3	Detection	Upgradient	1549794.41	1939833.39	585.23	587.74	553.23	543.23	44.51	PWR	12/02/2015
HGWC-7	Detection	Downgradient	1549520.67	1942319.75	576.55	579.18	561.55	551.55	27.96	Overburden/PWR	12/03/2015
HGWC-8	Detection	Downgradient	1549114.61	1942392.56	577.14	579.82	564.64	554.64	25.51	Overbruden	12/08/2015
HGWC-9	Detection	Downgradient	1548693.30	1942215.03	577.72	580.36	543.72	533.72	46.97	Overburden/PWR/Bedrock	12/09/2015
HGWC-10	Detection	Downgradient	1548469.25	1941644.43	576.76	579.37	566.76	556.76	22.94	Overburden	12/08/2015
HGWC-11	Detection	Downgradient	1548477.91	1941146.79	578.12	580.67	565.19	555.19	25.78	Overburden/Bedrock	12/15/2015
HGWC-12	Detection	Downgradient	1548476.53	1941152.34	578.14	580.73	555.64	545.64	35.42	Overurden/Bedrock	12/09/2015
HGWC-13	Detection	Downgradient	1548628.03	1940900.60	592.94	595.76	560.94	550.94	45.15	Overburden	12/10/2015
HGWA-43D	Detection	Upgradient	1550422.85	1940753.80	592.08	595.08	544.08	534.08	61.25	Bedrock	08/26/2020
HGWA-44D	Detection	Upgradient	1550409.13	1940756.18	592.01	594.79	491.76	481.76	113.28	Bedrock	08/25/2020
MW-5	Assessment	Downgradient	1548436.02	1942448.85	578.00	581.14	560.70	550.70	30.84	Overburden	11/04/2014
MW-6	Assessment	Downgradient	1548383.12	1941689.01	579.18	581.84	559.28	549.28	32.96	Overburden	11/04/2014
MW-7	Assessment	Downgradient	1548230.47	1941087.44	574.94	577.73	561.24	551.24	26.89	Overburden	10/30/2014
MW-19	Assessment	Downgradient	1548422.94	1940943.01	577.46	580.65	561.45	551.45	29.53	Overburden	09/26/2018
MW-20	Assessment	Downgradient	1549029.68	1942736.85	575.96	579.00	554.96	544.96	34.37	Overburden	09/27/2018
MW-24D	Assessment	Downgradient	1548638.80	1940900.37	592.91	595.68	532.91	522.91	72.77	Bedrock	11/07/2018
MW-25D	Assessment	Downgradient	1548473.00	1941162.20	577.71	580.59	527.71	517.71	63.21	Bedrock	11/06/2018
MW-26D	Assessment	Downgradient	1548699.91	1942222.36	577.63	580.41	512.63	502.63	78.11	Bedrock	11/14/2018
MW-27D	Assessment	Downgradient	1549103.57	1942390.80	576.84	579.70	526.84	516.84	63.19	Bedrock	11/08/2018
MW-28D	Assessment	Downgradient	1549510.90	1942321.14	576.20	579.08	531.20	521.20	58.21	Bedrock	11/13/2018
MW-29	Assessment	Downgradient	1549437.67	1942633.60	572.14	575.06	557.14	547.14	28.25	PWR	11/13/2018
AP1A-1	Piezometer	Upgradient	1550080.01	1941614.12	584.78	587.44	575.84	565.84	21.93	Overburden	12/15/2015
AS-01[3]	Piezometer	Downgradient	1549048.28	1942388.06	577.46	577.08	548.46	546.46	30.92	Overburden	05/07/2024
AS-02[3]	Piezometer	Downgradient	1549049.08	1942400.03	577.14	576.72	547.14	545.14	31.89	Overburden	05/06/2024
AS-03[3]	Piezometer	Downgradient	1548670.10	1940933.87	591.98	591.60	545.98	543.98	47.92	Overburden/Bedrock	04/28/2024
AS-04[3]	Piezometer	Downgradient	1548680.80	1940930.83	591.97	591.50	544.97	542.97	48.83	Overburden/Bedrock	04/28/2024
INW-03[3]	Piezometer	Downgradient	1549052.75	1942388.28	577.38	577.07	560.28	550.28	27.098	Overburden	05/06/2024
INW-04[3]	Piezometer	Downgradient	1548671.73	1940929.98	592.01	591.58	557.01	547.01	44.87	Overburden	04/28/2024
INW-05[3]	Piezometer	Downgradient	1548680.07	1940935.89	591.81	591.31	556.81	546.81	44.8	Overburden	04/28/2024
MW-1	Piezometer	Upgradient	1549938.24	1941589.06	585.63	588.66	567.93	557.93	31.06	PWR/Bedrock	12/02/2014
MW-8	Piezometer	Downgradient	1548171.86	1940016.70	584.25	586.93	565.05	555.05	32.28	Overburden	10/29/2014
PT-07[3]	Piezometer	Downgradient	1548675.24	1940933.39	592.00	591.75	554.40	544.40	48.00	Overburden	06/03/2023
PT-08[3]	Piezometer	Downgradient	1548666.82	1940929.58	592.10	591.83	560.20	550.20	42.20	Overburden	06/03/2023
PT-09[3]	Piezometer	Downgradient	1549049.74	1942393.11	577.33	580.35	560.18	550.18	27.45	Overburden	06/01/2023
PT-10[3]	Piezometer	Downgradient	1549040.34	1942413.88	577.39	580.44	560.29	550.29	27.40	Overburden	06/01/2023
PT-11[3]	Piezometer	Downgradient	1549055.61	1942390.89	577.35	576.96	560.75	550.75	26.506	Overburden	05/07/2024
PT-12[3]	Piezometer	Downgradient	1549045.43	1942391.10	577.34	576.84	560.34	550.34	26.805	Overburden	05/07/2024
PT-13[3]	Piezometer	Downgradient	1548676.04	1940939.23	591.88	591.47	556.88	546.88	44.89	Overburden	04/28/2024
PT-14[3]	Piezometer	Downgradient	1548673.63	1940926.52	592.06	591.62	557.06	547.06	44.86	Overburden	04/28/2024
PT-15[3]	Piezometer	Downgradient	1548668.35	1940937.45	591.90	591.37	556.90	546.90	44.77	Overburden	04/28/2024
MW-30D	Piezometer	Downgradient	1549530.00	1942318.45	576.20	578.59	481.20	471.20	107.72	Bedrock	06/19/2019
MW-40D	Piezometer	Downgradient	1549542.29	1942316.55	576.41	578.92	450.41	440.41	138.84	Bedrock	04/29/2020
MW-53	Piezometer	Downgradient	1548835.51	1942399.62	577.64	580.59	554.54	544.54	33.40	Overbruden	06/02/2023
MW-54	Piezometer	Downgradient	1548699.51	1940805.03	592.98	592.66	564.98	554.98	38.30	Overbruden	06/02/2023

Notes:
PWR = Partially weathered rock.
(1) Coordinates in North American Datum (NAD) 1983, State Plane, Georgia-West, feet. Elevations referenced to the North American Vertical Datum of 1988 (NAVD88). Survey data certified by GEL Solutions May 19, 2020. Survey data for HGWA-43D and HGWA-44D certified by GEL Solutions September 10, 2020. Survey data for MW-53, MW-54, PT-07 through PT-10 certified by GEL Solutions July 13, 2023, and August 30, 2023.
(2) Total well depth accounts for sump if data provided on well construction logs.
(3) Piezometers INW-03, INW-04, INW-05, MW-53, MW-54, PT-07 through PT-015, and AS-01 through AS-04 were installed in support of an Assessment of Corrective Measures pre-design investigation and are not included in the monitoring well network.

Table 2
Groundwater Sampling Event Summary
Georgia Power Company
Plant Hammond - Ash Pond 1
Floyd County, GA

Well ID	Hydraulic Location	Well Designation	February 12 2024 - February 16 2024	August 05 2024 - August 08 2024
			Assessment Event	Assessment Event
Georgia Power Company - Plant Hammond Ash Pond 1				
HGWA-1	Upgradient	Detection	X	X
HGWA-2	Upgradient	Detection	X	X
HGWA-3	Upgradient	Detection	X	X
HGWA-43D	Upgradient	Detection	X	X
HGWA-44D	Upgradient	Detection	X	X
HGWC-7	Downgradient	Detection	X	X
HGWC-8	Downgradient	Detection	X	X
HGWC-9	Downgradient	Detection	X	X
HGWC-10	Downgradient	Detection	X	X
HGWC-11	Downgradient	Detection	X	X
HGWC-12	Downgradient	Detection	X	X
HGWC-13	Downgradient	Detection	X	X
MW-5	Downgradient	Assessment	X	X
MW-6	Downgradient	Assessment	X	X
MW-7	Downgradient	Assessment	X	X
MW-19	Downgradient	Assessment	X	X
MW-20	Downgradient	Assessment	X	X
MW-24D	Downgradient	Assessment	X	X
MW-25D	Downgradient	Assessment	X	X
MW-26D	Downgradient	Assessment	X	X
MW-27D	Downgradient	Assessment	X	X
MW-28D	Downgradient	Assessment	X	X
MW-29	Downgradient	Assessment	X	X

Notes:
X - Indicates well sampled during event.
Assessment Event includes Appendix III and Appendix IV analytes.

Table 3
Summary of Groundwater and Surface Water Elevations
Georgia Power Company
Plant Hammond - Ash Pond 1
Floyd County, GA

		February 2024		August 2024	
Well ID	Top of Casing Elevation (feet)	Depth to Water (feet)	Groundwater Elevation (feet)	Depth to Water (feet)	Groundwater Elevation (feet)
HGWA-1	595.21	17.30	577.91	20.87	574.34
HGWA-2	587.92	14.21	573.71	14.59	573.33
HGWA-3	587.74	13.80	573.94	14.37	573.37
HGWC-7	579.18	8.16	571.02	14.35	564.83
HGWC-8	579.82	11.61	568.21	15.64	564.18
HGWC-9	580.36	16.39	563.97	16.59	563.77
HGWC-10	579.37	14.43	564.94	15.45	563.92
HGWC-11	580.67	17.92	562.75	16.64	564.03
HGWC-12	580.73	17.74	562.99	16.75	563.98
HGWC-13	595.76	29.09	566.67	25.49	570.27
HGWA-43D	595.08	17.35	577.73	20.78	574.30
HGWA-44D	594.79	18.48	576.31	20.73	574.06
MW-5	581.14	17.84	563.30	17.90	563.24
MW-6	581.84	18.42	563.42	17.92	563.92
MW-7	577.73	15.01	562.72	13.90	563.83
MW-19	580.65	16.11	564.54	15.77	564.88
MW-20	579.00	13.95	565.05	15.09	563.91
MW-24D	595.68	30.82	564.86	30.58	565.10
MW-25D	580.59	17.74	562.85	16.56	564.03
MW-26D	580.41	16.45	563.96	16.64	563.77
MW-27D	579.70	13.30	566.40	15.50	564.20
MW-28D	579.08	8.05	571.03	14.10	564.98
MW-29	575.06	3.27	571.79	11.32	563.74
AP1A-1	587.44	8.05	579.39	12.09	575.35
MW-1	588.66	8.95	579.71	13.54	575.12
MW-8	586.93	21.48	565.45	21.11	565.82
PT-07	591.75	26.10	565.65	25.68	566.07
PT-08	591.83	25.13	566.70	25.69	566.14
PT-09	580.35	12.47	567.88	16.18	564.17
PT-10	580.44	12.54	567.90	16.30	564.14
PT-11	576.96	--	--	12.75	564.21
PT-12	576.84	--	--	12.66	564.18
PT-13	591.47	--	--	25.50	565.97
PT-14	591.62	--	--	25.34	566.28
PT-15	591.37	--	--	25.30	566.07
MW-30D	578.59	10.39	568.20	11.45	567.14
MW-40D	578.92	108.33	470.59	105.93	472.99
MW-53	580.59	15.14	565.45	16.70	563.89
MW-54	592.66	25.33	567.33	25.80	566.86
Coosa River	--	--	562.50	--	564.00

Notes:
-- = not applicable
Elevations shown are referenced to datum NAVD88, which indicates feet (ft) in elevation referenced to the North American Vertical Datum 1988.

Table 4
Horizontal Groundwater Gradient and Flow Velocity Calculations
Georgia Power Company
Plant Hammond Ash Pond 1
Floyd County, GA

Gauging Event	Well Pair	Groundwater Elevations in Well Pairs (ft)		Change in Elevation (ft)	Distance Between Well 1 and Well 2 (L) (ft)	Hydraulic Gradient (ft/ft)	Average Hydraulic Conductivity (K_h) (ft/day)	Estimated Effective Porosity (n_e)	Calculated Groundwater Flow Velocity (V) (ft/day)	Calculated Groundwater Flow Velocity (V) (ft/year)	Average Hydraulic Gradient (i) (ft/ft)	Average Groundwater Flow Velocity (V) (ft/day)	Average Groundwater Flow Velocity (V) for 2024 (ft/day)
February 2024	HGWC-8 to MW-20	568.21	565.05	3.16	350	0.009	11.82	0.15	0.711	259.7	0.0049	0.39	0.63
August 2024	HGWC-8 to MW-20	564.18	563.91	0.27	360	0.001	11.82	0.15	0.059	21.6			
February 2024	HGWC-13 to MW-7	566.67	562.72	3.95	450	0.009	11.82	0.15	0.692	252.5	0.011	0.88	
August 2024	HGWC-13 to MW-7	570.27	563.83	6.44	476	0.014	11.82	0.15	1.066	389.1			

Notes:
ft = feet
ft/day = feet per day
ft/ft = feet per foot
ft/year = feet per year
K_h = Average horizontal hydraulic conductivity
Average horizontal hydraulic conductivity (K_h) of 11.82 feet per day (ft/day) was computed from slug test data derived from ten locations across the AP-1.
n_e = effective porosity
V = groundwater flow velocity
Groundwater flow velocity equation: $V= (K^* i)/n_e$
$i = h_1-h_2/L$ = horizontal hydraulic gradient (h_1 and h_2 = groundwater elevation at location 1 and 2)
L = distance between location 1 and 2 along the flow path. See Figure 3 and Figure 4 for illustrated flow paths.
Elevations shown are referenced to datum NAVD88, which indicates feet (ft) in elevation referenced to the North American Vertical Datum 1988.

Table 5
Summary of Assessment Monitoring Groundwater Analytical Data
Georgia Power Company
Plant Hammond - Ash Pond 1
Floyd County, GA

	Sample Location	HGWA-1	HGWA-1	HGWA-2	HGWA-2	HGWA-3	HGWA-3	HGWC-7	HGWC-7	HGWC-8	HGWC-8	HGWC-9	HGWC-9	HGWC-10
	Sample Date	02/13/2024	08/05/2024	02/13/2024	08/05/2024	02/13/2024	08/05/2024	02/14/2024	08/07/2024	02/14/2024	08/07/2024	02/15/2024	08/07/2024	02/15/2024
ANALYTE	UNITS													
APPENDIX III														
Boron	mg/L	0.020 J	0.020 J	0.051	0.057	< 0.012	< 0.012	0.98	0.77	1.6	1.7	2.1	1.9	0.089
Calcium	mg/L	116	113	38.8	34.7	83.6	83.3	109	99.2	96.2	97.7	148	163	68.4
Chloride	mg/L	10.0	8.7	6.3	7.9	5.3	5.2	35.8	28.6	32.9	36.1	83.2	87.1	2.6
Fluoride	mg/L	0.071 J	0.11	0.17	0.12	< 0.050	0.077 J	0.081 J	0.074 J	0.30	0.37	0.087 J	0.084 J	0.12
pH, Field	SU	7.06	7.29	5.49	4.91	7.35	7.27	7.3	7.58	6.66	6.71	6.82	7.03	6.93
Sulfate	mg/L	50.4	49.4	93.9	87.2	35.5	31.1	102	86.5	137	124	199	187	51.2
TDS	mg/L	402	444	214	217	284	304	440	417	407	469	663	731	229
APPENDIX IV														
Antimony	mg/L	< 0.00054	< 0.00054	< 0.00054	< 0.00054	< 0.00054	< 0.00054	< 0.00054	< 0.00054	< 0.00054	< 0.00054	< 0.00054	< 0.00054	< 0.00054
Arsenic	mg/L	< 0.00084	< 0.00084	< 0.00084	< 0.00084	< 0.00084	< 0.00084	< 0.00084	< 0.00084	< 0.00084	< 0.00084	< 0.00084	< 0.00084	< 0.00084
Barium	mg/L	0.039	0.032	0.062	0.062	0.13	0.13	0.067	0.082	0.048	0.053	0.054	0.054	0.048
Beryllium	mg/L	< 0.000094	< 0.000094	0.00022 J	0.00026 J	< 0.000094	< 0.000094	< 0.000094	< 0.000094	< 0.000094	< 0.000094	< 0.000094	< 0.000094	< 0.000094
Cadmium	mg/L	< 0.00010	< 0.00010	0.00027 J	0.00026 J	< 0.00010	< 0.00010	< 0.00010	< 0.00010	0.00025 J	0.0014	< 0.00010	< 0.00010	< 0.00010
Chromium	mg/L	< 0.0019	< 0.0019	< 0.0019	< 0.0019	< 0.0019	< 0.0019	< 0.0019	< 0.0019	< 0.0019	< 0.0019	< 0.0019	< 0.0019	< 0.0019
Cobalt	mg/L	< 0.00032	0.00055 J	0.022	0.032	< 0.00032	< 0.00032	0.00084 J	0.00043 J	0.0016 J	0.0016 J	0.0010 J	0.00066 J	< 0.00032
Lead	mg/L	< 0.00016	< 0.00016	0.00018 J	< 0.00016	< 0.00016	< 0.00016	< 0.00016	< 0.00016	< 0.00016	< 0.00016	< 0.00016	< 0.00016	< 0.00016
Lithium	mg/L	< 0.0016	< 0.0016	0.0017 J	0.0019 J	0.0034 J	0.0034 J	0.0016 J	0.0026 J	< 0.0016	< 0.0016	0.0031 J	0.0030 J	< 0.0016
Mercury	mg/L	< 0.00013	< 0.00013	< 0.00013	< 0.00013	< 0.00013	< 0.00013	< 0.00013	< 0.00013	< 0.00013	< 0.00013	< 0.00013	< 0.00013	< 0.00013
Molybdenum	mg/L	< 0.00062	< 0.00062	< 0.00062	< 0.00062	< 0.00062	< 0.00062	0.028	0.030	0.18	0.28	0.010	0.015	< 0.00062
Combined Radium 226 + 228	pCi/L	0.194 U	0.640 U	0.325 U	1.27	0.213 U	0.371 U	0.401 U	0.611 U	0.529 U	0.556 U	0.461 U	0.502 U	0.310 U
Selenium	mg/L	< 0.00096	< 0.00096	0.0020 J	0.0013 J	< 0.00096	< 0.00096	< 0.00096	< 0.00096	< 0.00096	< 0.00096	< 0.00096	< 0.00096	0.0038 J
Thallium	mg/L	< 0.00038	< 0.00038	< 0.00038	< 0.00038	< 0.00038	< 0.00038	< 0.00038	< 0.00038	< 0.00038	< 0.00038	< 0.00038	< 0.00038	< 0.00038
Fluoride	mg/L	0.071 J	0.11	0.17	0.12	< 0.050	0.077 J	0.081 J	0.074 J	0.30	0.37	0.087 J	0.084 J	0.12
Additional Parameters														
Bicarbonate Alkalinity as CaCO3	mg/L	303	NA	42.6	NA	213	NA	193	NA	100	NA	142	NA	131
Carbonate Alkalinity as CaCO3	mg/L	< 5.0	NA	< 5.0	NA	< 5.0	NA	< 5.0	NA	< 5.0	NA	< 5.0	NA	< 5.0
Total Alkalinity as CaCO3	mg/L	303	NA	42.6	NA	213	NA	193	NA	100	NA	142	NA	131
Iron	mg/L	0.034 J	NA	0.15	NA	0.94	NA	< 0.025	NA	< 0.025	NA	0.096	NA	< 0.025
Magnesium	mg/L	4.8	NA	4.4	NA	5.3	NA	9.6	NA	13.3	NA	17.7	NA	4.4
Manganese	mg/L	0.12	NA	0.78	NA	0.26	NA	0.22	NA	0.30	NA	0.48	NA	< 0.011
Potassium	mg/L	0.59	NA	1.4	NA	0.52	NA	1.9	NA	6.3	NA	3.2	NA	4.6
Sodium	mg/L	21.2	NA	11.6	NA	6.2	NA	9.9	NA	8.7	NA	12.8	NA	3.7
Sulfide	mg/L	< 0.022	NA	< 0.022	NA	< 0.022	NA	< 0.022	NA	< 0.022	NA	< 0.022	NA	< 0.022

Notes:
mg/L - milligrams per liter
NA - Indicates not analyzed
pCi/L - picocuries per liter
SU - Standard Units
TDS - Total Dissolved Solids
< indicates the substance was not detected above the method detection limit (MDL). The value displayed is the MDL.
J - The result is an estimated concentration. "J" qualifiers are applied by the laboratory when the concentration reported is above the method detection limit, but below the laboratory reporting limit.
Radium data are a combination of radium isotopes 226 and 228. When results are reported below the MDC (Minimum Detectable Concentration), data is displayed with an accompanying U. The MDC varies depending upon the sample amount and elapsed time of the measurement.

Table 5
Summary of Assessment Monitoring Groundwater Analytical Data
Georgia Power Company
Plant Hammond - Ash Pond 1
Floyd County, GA

	Sample Location	HGWC-10	HGWC-11	HGWC-11	HGWC-12	HGWC-12	HGWC-13	HGWC-13	HGWA-43D	HGWA-43D	HGWA-44D	HGWA-44D	MW-5	MW-5
	Sample Date	08/07/2024	02/15/2024	08/07/2024	02/15/2024	08/07/2024	02/16/2024	08/08/2024	02/13/2024	08/06/2024	02/13/2024	08/06/2024	02/15/2024	08/07/2024
ANALYTE	UNITS													
APPENDIX III														
Boron	mg/L	0.48	0.85	0.46	1.8	1.2	1.0	0.81	0.037 J	0.043	0.49	0.52	0.046	0.039 J
Calcium	mg/L	142	125	101	171	161	152	127	53.3	57.2	9.9	7.1	72.9	102
Chloride	mg/L	12.9	14.5	6.3	37.7	26.7	16.7	12.8	3.9	4.0	27.7	30.2	0.95 J	1.0
Fluoride	mg/L	0.075 J	0.21	0.11	0.19	0.17	0.33	0.38	0.20	0.21	1.5	1.3	0.086 J	0.067 J
pH, Field	SU	6.92	6.36	5.79	7.02	7.09	6.9	6.95	7.47	7.46	8.10	8.36	6.17	6.28
Sulfate	mg/L	111	208	206	240	220	285	239	28.9	25.5	2.0	0.86 J	110	135
TDS	mg/L	501	491	437	660	642	666	544	291	283	379	380	328	487
APPENDIX IV														
Antimony	mg/L	< 0.00054	< 0.00054	< 0.00054	< 0.00054	< 0.00054	< 0.00054	< 0.00054	< 0.00054	< 0.00054	< 0.00054	< 0.00054	< 0.00054	< 0.00054
Arsenic	mg/L	< 0.00084	< 0.00084	0.0015 J	0.0027 J	0.0024 J	0.50	0.52	0.00097 J	< 0.00084	0.0014 J	< 0.00084	< 0.00084	< 0.00084
Barium	mg/L	0.059	0.037	0.029	0.068	0.063	0.056	0.050	0.28	0.28	0.12	0.11	0.039	0.052
Beryllium	mg/L	< 0.000094	< 0.000094	< 0.000094	< 0.000094	< 0.000094	< 0.000094	< 0.000094	< 0.000094	< 0.000094	< 0.000094	< 0.000094	< 0.000094	< 0.000094
Cadmium	mg/L	< 0.00010	< 0.00010	< 0.00010	< 0.00010	< 0.00010	< 0.00010	< 0.00010	< 0.00010	< 0.00010	< 0.00010	< 0.00010	< 0.00010	< 0.00010
Chromium	mg/L	< 0.0019	< 0.0019	< 0.0019	< 0.0019	< 0.0019	< 0.0019	< 0.0019	< 0.0019	< 0.0019	< 0.0019	< 0.0019	0.0029 J	< 0.0019
Cobalt	mg/L	< 0.00032	< 0.00032	< 0.00032	0.0013 J	0.0011 J	0.023	0.016	< 0.00032	< 0.00032	< 0.00032	< 0.00032	< 0.00032	< 0.00032
Lead	mg/L	< 0.00016	< 0.00016	< 0.00016	< 0.00016	< 0.00016	< 0.00016	< 0.00016	< 0.00016	< 0.00016	< 0.00016	< 0.00016	< 0.00016	< 0.00016
Lithium	mg/L	< 0.0016	< 0.0016	< 0.0016	0.0080 J	0.0089 J	0.052	0.052	0.0024 J	0.0025 J	0.088	0.10	< 0.0016	< 0.0016
Mercury	mg/L	< 0.00013	< 0.00013	< 0.00013	< 0.00013	< 0.00013	< 0.00013	< 0.00013	< 0.00013	< 0.00013	< 0.00013	< 0.00013	< 0.00013	< 0.00013
Molybdenum	mg/L	0.0012 J	0.029	0.010 J	0.046	0.044	0.013	0.011	0.0015 J	0.0010 J	0.0018 J	0.00079 J	< 0.00062	< 0.00062
Combined Radium 226 + 228	pCi/L	0.268 U	0.819 U	0.874 U	0.364 U	0.455 U	0.338 U	0.561 U	0.860 U	0.674 U	0.909	0.529 U	0.463 U	0.584 U
Selenium	mg/L	< 0.00096	0.0063	0.0084	< 0.00096	< 0.00096	< 0.00096	< 0.00096	< 0.00096	< 0.00096	< 0.00096	< 0.00096	0.0043 J	0.0030 J
Thallium	mg/L	< 0.00038	< 0.00038	< 0.00038	< 0.00038	< 0.00038	< 0.00038	< 0.00038	< 0.00038	< 0.00038	< 0.00038	< 0.00038	< 0.00038	< 0.00038
Fluoride	mg/L	0.075 J	0.21	0.11	0.19	0.17	0.33	0.38	0.20	0.21	1.5	1.3	0.086 J	0.067 J
Additional Parameters														
Bicarbonate Alkalinity as CaCO3	mg/L	NA	131	NA	195	NA	142	NA	231	NA	292	NA	127	NA
Carbonate Alkalinity as CaCO3	mg/L	NA	< 5.0	NA	< 5.0	NA	< 5.0	NA	< 5.0	NA	< 5.0	NA	< 5.0	NA
Total Alkalinity as CaCO3	mg/L	NA	131	NA	195	NA	142	NA	231	NA	292	NA	127	NA
Iron	mg/L	NA	0.032 J	NA	0.055	NA	12.4	NA	0.42	NA	0.19	NA	< 0.025	NA
Magnesium	mg/L	NA	14.1	NA	16.6	NA	19.0	NA	17.9	NA	4.5	NA	8.5	NA
Manganese	mg/L	NA	0.013 J	NA	1.6	NA	7.8	NA	0.017 J	NA	< 0.011	NA	< 0.011	NA
Potassium	mg/L	NA	3.7	NA	7.6	NA	6.3	NA	0.89	NA	3.0	NA	0.84	NA
Sodium	mg/L	NA	5.5	NA	9.0	NA	7.6	NA	20.6	NA	140	NA	14.5	NA
Sulfide	mg/L	NA	< 0.022	NA	< 0.022	NA	< 0.022	NA	0.034 J	NA	0.19	NA	< 0.022	NA

Table 5
Summary of Assessment Monitoring Groundwater Analytical Data
Georgia Power Company
Plant Hammond - Ash Pond 1
Floyd County, GA

	Sample Location	MW-6	MW-6	MW-7	MW-7	MW-19	MW-19	MW-20	MW-20	MW-24D	MW-24D	MW-25D	MW-25D	MW-26D
	Sample Date	02/14/2024	08/07/2024	02/14/2024	08/08/2024	02/15/2024	08/08/2024	02/14/2024	08/07/2024	02/15/2024	08/08/2024	02/15/2024	08/07/2024	02/15/2024
ANALYTE	UNITS													
APPENDIX III														
Boron	mg/L	0.65	0.60	0.038 J	0.11	0.25	0.61	0.12	0.10	0.38	0.50	0.30	0.31	1.7
Calcium	mg/L	174	177	25.4	77.0	109	111	128	124	84.0	103	23.5	20.7	181
Chloride	mg/L	24.7	18.2	0.74 J	1.9	7.5	13.7	30.2	29.8	27.8	38.5	14.0	12.6	73.7
Fluoride	mg/L	0.076 J	0.057 J	0.053 J	0.055 J	0.060 J	0.17	0.060 J	< 0.050	0.12	0.054 J	1.4	1.5	0.097 J
pH, Field	SU	7.05	6.90	6.57	6.93	6.11	6.47	6.95	6.89	7.85	7.63	7.70	7.67	7.23
Sulfate	mg/L	189	163	24.5	61.5	161	170	104	91.1	115	134	< 0.50	0.79 J	219
TDS	mg/L	633	606	113	288	402	472	459	462	343	428	334	323	666
APPENDIX IV														
Antimony	mg/L	< 0.00054	< 0.00054	< 0.00054	< 0.00054	< 0.00054	< 0.00054	< 0.00054	< 0.00054	< 0.00054	0.00086 J	< 0.00054	< 0.00054	< 0.00054
Arsenic	mg/L	< 0.00084	< 0.00084	< 0.00084	< 0.00084	< 0.00084	< 0.00084	< 0.00084	< 0.00084	< 0.00084	< 0.00084	< 0.00084	< 0.00084	< 0.00084
Barium	mg/L	0.067	0.066	0.042	0.062	0.030	0.031	0.095	0.089	0.034	0.048	0.69	0.75	0.058
Beryllium	mg/L	< 0.000094	< 0.000094	< 0.000094	< 0.000094	< 0.000094	< 0.000094	< 0.000094	< 0.000094	< 0.000094	< 0.000094	< 0.000094	< 0.000094	< 0.000094
Cadmium	mg/L	< 0.00010	< 0.00010	< 0.00010	< 0.00010	< 0.00010	0.00017 J	< 0.00010	< 0.00010	< 0.00010	< 0.00010	< 0.00010	< 0.00010	< 0.00010
Chromium	mg/L	< 0.0019	< 0.0019	< 0.0019	< 0.0019	< 0.0019	< 0.0019	< 0.0019	< 0.0019	< 0.0019	< 0.0019	< 0.0019	< 0.0019	< 0.0019
Cobalt	mg/L	0.00035 J	0.00049 J	< 0.00032	< 0.00032	0.011	0.020	< 0.00032	< 0.00032	< 0.00032	< 0.00032	< 0.00032	< 0.00032	0.00054 J
Lead	mg/L	< 0.00016	< 0.00016	< 0.00016	< 0.00016	< 0.00016	< 0.00016	< 0.00016	< 0.00016	< 0.00016	< 0.00016	< 0.00016	< 0.00016	< 0.00016
Lithium	mg/L	< 0.0016	< 0.0016	< 0.0016	< 0.0016	< 0.0016	0.011 J	< 0.0016	< 0.0016	0.0031 J	0.0029 J	0.038	0.040	0.0035 J
Mercury	mg/L	< 0.00013	< 0.00013	< 0.00013	< 0.00013	< 0.00013	< 0.00013	< 0.00013	< 0.00013	< 0.00013	< 0.00013	< 0.00013	< 0.00013	< 0.00013
Molybdenum	mg/L	0.0025 J	0.0031 J	< 0.00062	0.0021 J	< 0.00062	0.046	< 0.00062	< 0.00062	0.0085 J	0.0016 J	< 0.00062	< 0.00062	0.025
Combined Radium 226 + 228	pCi/L	0.441 U	0.606 U	0.0890 U	0.382 U	0.459 U	0.440 U	0.341 U	0.540 U	0.500 U	0.338 U	0.938	1.38	0.418 U
Selenium	mg/L	0.0013 J	< 0.00096	< 0.00096	0.0015 J	0.0082	0.0034 J	< 0.00096	< 0.00096	< 0.00096	< 0.00096	< 0.00096	< 0.00096	< 0.00096
Thallium	mg/L	< 0.00038	< 0.00038	< 0.00038	< 0.00038	< 0.00038	0.00043 J	< 0.00038	< 0.00038	< 0.00038	< 0.00038	< 0.00038	< 0.00038	< 0.00038
Fluoride	mg/L	0.076 J	0.057 J	0.053 J	0.055 J	0.060 J	0.17	0.060 J	< 0.050	0.12	0.054 J	1.4	1.5	0.097 J
Additional Parameters														
Bicarbonate Alkalinity as CaCO3	mg/L	274	NA	55.0	NA	128	NA	213	NA	103	NA	302	NA	188
Carbonate Alkalinity as CaCO3	mg/L	< 5.0	NA	< 5.0	NA	< 5.0	NA	< 5.0	NA	< 5.0	NA	< 5.0	NA	< 5.0
Total Alkalinity as CaCO3	mg/L	274	NA	55.0	NA	128	NA	213	NA	103	NA	302	NA	188
Iron	mg/L	0.17	NA	0.073	NA	0.25	NA	2.3	NA	0.14	NA	0.45	NA	0.10
Magnesium	mg/L	13.8	NA	2.9	NA	10.8	NA	9.4	NA	10.8	NA	10.5	NA	18.1
Manganese	mg/L	0.40	NA	< 0.011	NA	1.2	NA	0.11	NA	0.028 J	NA	0.018 J	NA	0.27
Potassium	mg/L	1.3	NA	0.78	NA	1.0	NA	0.28 J	NA	1.5	NA	0.53	NA	3.1
Sodium	mg/L	11.8	NA	4.6	NA	5.0	NA	11.4	NA	9.8	NA	100	NA	12.4
Sulfide	mg/L	< 0.022	NA	< 0.022	NA	< 0.022	NA	< 0.022	NA	< 0.022	NA	0.19	NA	< 0.022

Table 5
Summary of Assessment Monitoring Groundwater Analytical Data
Georgia Power Company
Plant Hammond - Ash Pond 1
Floyd County, GA

	Sample Location	MW-26D	MW-27D	MW-27D	MW-28D	MW-28D	MW-29	MW-29
	Sample Date	08/08/2024	02/16/2024	08/08/2024	02/14/2024	08/08/2024	02/14/2024	08/08/2024
ANALYTE	UNITS							
APPENDIX III								
Boron	mg/L	1.9	0.12	0.13	0.41	0.11	1.1	1.1
Calcium	mg/L	161	26.5	22.4	70.3	50.8	146	138
Chloride	mg/L	70.3	35.8	33.1	23.4	17.1	56.3	55.0
Fluoride	mg/L	0.081 J	0.20	0.21	0.16	0.25	0.058 J	< 0.050
pH, Field	SU	7.31	9.12	8.80	7.50	7.52	7.06	7.09
Sulfate	mg/L	187	6.7	6.6	61.6	14.3	146	140
TDS	mg/L	689	348	217	356	331	612	596
APPENDIX IV								
Antimony	mg/L	< 0.00054	< 0.00054	< 0.00054	< 0.00054	< 0.00054	< 0.00054	< 0.00054
Arsenic	mg/L	< 0.00084	< 0.00084	< 0.00084	< 0.00084	< 0.00084	< 0.00084	< 0.00084
Barium	mg/L	0.045	0.65	0.63	0.61	2.6	0.065	0.058
Beryllium	mg/L	< 0.000094	< 0.000094	< 0.000094	< 0.000094	< 0.000094	< 0.000094	< 0.000094
Cadmium	mg/L	< 0.00010	< 0.00010	< 0.00010	< 0.00010	< 0.00010	0.00053	0.00019 J
Chromium	mg/L	< 0.0019	< 0.0019	< 0.0019	< 0.0019	< 0.0019	< 0.0019	< 0.0019
Cobalt	mg/L	0.00056 J	< 0.00032	< 0.00032	< 0.00032	< 0.00032	0.00052 J	0.00078 J
Lead	mg/L	< 0.00016	< 0.00016	< 0.00016	< 0.00016	< 0.00016	< 0.00016	< 0.00016
Lithium	mg/L	0.0037 J	0.011 J	0.011 J	0.0078 J	0.017 J	0.0021 J	0.0019 J
Mercury	mg/L	< 0.00013	< 0.00013	< 0.00013	< 0.00013	< 0.00013	< 0.00013	< 0.00013
Molybdenum	mg/L	0.023	0.0052 J	0.0052 J	0.0053 J	0.0014 J	0.0020 J	0.0038 J
Combined Radium 226 + 228	pCi/L	0.524 U	1.31	0.461 U	0.790 U	2.82	0.0655 U	0.393 U
Selenium	mg/L	< 0.00096	< 0.00096	< 0.00096	< 0.00096	< 0.00096	< 0.00096	< 0.00096
Thallium	mg/L	< 0.00038	< 0.00038	< 0.00038	< 0.00038	< 0.00038	< 0.00038	< 0.00038
Fluoride	mg/L	0.081 J	0.20	0.21	0.16	0.25	0.058 J	< 0.050
Additional Parameters								
Bicarbonate Alkalinity as CaCO3	mg/L	NA	100	NA	211	NA	185	NA
Carbonate Alkalinity as CaCO3	mg/L	NA	10.2	NA	< 5.0	NA	< 5.0	NA
Total Alkalinity as CaCO3	mg/L	NA	111	NA	211	NA	185	NA
Iron	mg/L	NA	0.13	NA	0.044	NA	0.064	NA
Magnesium	mg/L	NA	13.1	NA	24.1	NA	12.4	NA
Manganese	mg/L	NA	0.049	NA	0.098	NA	0.89	NA
Potassium	mg/L	NA	1.6	NA	1.1	NA	1.1	NA
Sodium	mg/L	NA	28.0	NA	13.3	NA	11.5	NA
Sulfide	mg/L	NA	< 0.022	NA	0.18	NA	< 0.022	NA

Table 6
Summary of Surface Water Sampling Analytical Data
Georgia Power Company
Plant Hammond - Surface Water
Floyd County, GA

Sample Location[1]		H+0.25	H+0.25	H-SCC	H-SCC	H-SCC NBR	H-SCC NBR
Sample Date		02/16/2024	08/05/2024	02/16/2024	08/05/2024	02/16/2024	08/05/2024
ANALYTE	UNITS						
APPENDIX III							
Boron	mg/L	< 0.040	0.058	< 0.040	0.12	< 0.040	0.20
Calcium	mg/L	9.7	14.6	10.9	27.3	11.1	49.4
Chloride	mg/L	3.8	5.6	1.3	5.8	1.2	2.5
Fluoride	mg/L	< 0.10	< 0.10	< 0.10	< 0.10	< 0.10	< 0.10
pH, Field	SU	6.97	7.56	6.77	7.33	6.84	7.30
Sulfate	mg/L	5.4	20.2	9.2	13.2	9.6	25.6
TDS	mg/L	75.0	116	71.0	130	96.0	192
APPENDIX IV							
Cobalt	mg/L	< 0.0050	< 0.0050	NA	NA	NA	NA
Fluoride	mg/L	< 0.10	< 0.10	< 0.10	< 0.10	< 0.10	< 0.10
Molybdenum	mg/L	< 0.010	< 0.010	< 0.010	< 0.010	< 0.010	< 0.010
Additional Parameters							
Alkalinity Total as CaCO3	mg/L	29.9	46.5	29.5	76.6	28.5	141
Bicarbonate Alkalinity as CaCO3	mg/L	29.9	46.5	29.5	76.6	28.5	141
Carbonate Alkalinity as CaCO3	mg/L	< 5.0	< 5.0	< 5.0	< 5.0	< 5.0	< 5.0
Magnesium	mg/L	2.5	3.2	2.2	5.0	2.2	7.4
Potassium	mg/L	1.9	2.1	1.1	2.2	0.95	2.1
Sodium	mg/L	3.3	9.1	1.5	4.0	1.5	3.0

Notes:
mg/L - milligrams per liter
SU - Standard Units
NA - Indicates not analyzed
TDS - Total Dissolved Solids
< indicates the substance was not detected above the reporting limit (RL).
(1) Refer to Figure 2 for locations.

Table 7
Summary of Background Concentrations and Groundwater Protection Standards
Georgia Power Company
Plant Hammond Ash Pond 1
Floyd County, GA

Analyte	Units	EPA MCL	CCR-Rule Specified (1)	Background Limit (2)	GWPS (3,4)
Antimony	mg/L	0.006	N/A	0.003	0.006
Arsenic	mg/L	0.01	N/A	0.005	0.01
Barium	mg/L	2	N/A	0.46	2
Beryllium	mg/L	0.004	N/A	0.0005	0.004
Cadmium	mg/L	0.005	N/A	0.0005	0.005
Chromium	mg/L	0.1	N/A	0.0079	0.1
Cobalt	mg/L	N/A	0.006	0.038	0.038
Combined Radium 226 + 228	pCi/L	5	N/A	4.36, 1.6	5
Fluoride	mg/L	4	N/A	1.5	4
Lead	mg/L	N/A	0.015	0.001	0.015
Lithium	mg/L	N/A	0.04	0.064	0.064
Mercury	mg/L	0.002	N/A	0.0002	0.002
Molybdenum	mg/L	N/A	0.1	0.01	0.1
Selenium	mg/L	0.05	N/A	0.005	0.05
Thallium	mg/L	0.002	N/A	0.001	0.002

Notes:
CCR = Coal Cumbustion Residuals
EPA = Environmental Protection Agency
GWPS = Groundwater Protection Standard
MCL = Maximum Contaminant Level
mg/L = miligrams per liter
N/A = Not Applicable
pCi/L = picocuries per liter

(1) On February 22, 2022, the Georgia Environmental Protection Division (GA EPD) adopted the federally promulgated GWPS for cobalt, lithium, lead, and molybdenum.

(2) The background limits were used when determining the GWPS under 40 CFR 257.95(h) and GA EPD Rule 391-3-4-.10(6)(a). A cell with two values denotes that different background concentrations were calculated per semiannual event, presented in the order of the events.

(3) Under 40 CFR 257.95(h)(1-3) the GWPS is: (i) the maximum contaminant level (MCL) established under §§141.62 and 141.66 of this title; (ii) where an MCL has not been established a rule-specific GWPS; or (iii) background levels for constituents where the background level is higher than the MCL or rule-specified GWPS.

(4) The GWPS apply to the February and August 2024 sampling events.

Table 8
Summary of Pilot Study Groundwater Analytical Data
Georgia Power Company
Plant Hammond - Ash Pond 1
Floyd County, GA

	Sample Location	AS-01	AS-01	AS-01	INW-03	INW-03	INW-03	INW-04	INW-04	INW-04	INW-04	INW-05	INW-05	INW-05	INW-05	PT-07
	Sample Date	05/14/2024	05/29/2024	06/26/2024	06/26/2024	08/21/2024	09/05/2024	05/02/2024	05/15/2024	08/20/2024	09/05/2024	05/02/2024	05/15/2024	08/20/2024	09/05/2024	01/03/2024
ANALYTE	UNITS															
APPENDIX III																
Boron	mg/L	1.5	1.5	1.4	1.6	NA	NA	0.61	0.59	NA	NA	0.54	0.51	NA	NA	1.2
Calcium	mg/L	127	144	141	85.1	NA	NA	110	107	NA	NA	108	101	NA	NA	NA
Chloride	mg/L	56.9	61.6	60.8	44.1	NA	NA	8.0	9.9	NA	NA	6.0	6.9	NA	NA	NA
Fluoride	mg/L	0.20	0.13	0.12	0.46	NA	NA	0.47	0.28	NA	NA	0.59	0.37	NA	NA	NA
pH, Field	SU	7.68	7.36	7.28	7.53	6.54	7.50	6.78	6.94	6.32	6.62	6.87	7.01	6.78	7.07	7.02
Sulfate	mg/L	178	187	183	133	NA	NA	180	187	NA	NA	206	181	NA	NA	302
TDS	mg/L	564	610	611	480	NA	NA	482	483	NA	NA	526	456	NA	NA	NA
APPENDIX IV																
Antimony	mg/L	< 0.00054	< 0.00054	< 0.00054	< 0.00054	NA	NA	< 0.00054	< 0.00054	NA	NA	0.00098 J	< 0.00054	NA	NA	NA
Arsenic	mg/L	< 0.00084	0.0022 J	< 0.00084	< 0.00084	NA	NA	0.21	0.19	NA	NA	0.24	0.23	NA	NA	0.31
Barium	mg/L	0.075	0.12	0.11	0.075	NA	NA	0.042	0.043	NA	NA	0.032	0.033	NA	NA	NA
Beryllium	mg/L	< 0.000094	< 0.000094	< 0.000094	< 0.000094	NA	NA	< 0.000094	< 0.000094	NA	NA	0.000099 J	0.00012 J	NA	NA	NA
Cadmium	mg/L	< 0.00010	< 0.00010	< 0.00010	< 0.00010	NA	NA	< 0.00010	< 0.00010	NA	NA	< 0.00010	< 0.00010	NA	NA	NA
Chromium	mg/L	< 0.0019	< 0.0019	< 0.0019	< 0.0019	NA	NA	< 0.0019	< 0.0019	NA	NA	< 0.0019	< 0.0019	NA	NA	NA
Cobalt	mg/L	0.00070 J	0.00087 J	0.00070 J	0.00089 J	NA	NA	0.029	0.031	NA	NA	0.028	0.026	NA	NA	NA
Lead	mg/L	< 0.00016	< 0.00016	< 0.00016	< 0.00016	NA	NA	< 0.00016	< 0.00016	NA	NA	< 0.00016	< 0.00016	NA	NA	NA
Lithium	mg/L	0.0050 J	0.0048 J	0.0037 J	< 0.0016	NA	NA	0.048	0.043	NA	NA	0.060	0.057	NA	NA	NA
Mercury	mg/L	< 0.00013	< 0.00013	< 0.00013	< 0.00013	NA	NA	< 0.00013	< 0.00013	NA	NA	< 0.00013	< 0.00013	NA	NA	NA
Molybdenum	mg/L	0.082	0.060	0.050	0.38	NA	NA	0.016	0.015	NA	NA	0.0094 J	0.0096 J	NA	NA	NA
Selenium	mg/L	< 0.00096	0.0016 J	< 0.00096	< 0.00096	NA	NA	0.0016 J	< 0.00096	NA	NA	0.0015 J	< 0.00096	NA	NA	NA
Thallium	mg/L	< 0.00038	< 0.00038	< 0.00038	< 0.00038	NA	NA	0.00048 J	< 0.00038	NA	NA	< 0.00038	< 0.00038	NA	NA	NA
Fluoride	mg/L	0.20	0.13	0.12	0.46	NA	NA	0.47	0.28	NA	NA	0.59	0.37	NA	NA	NA
Additional Parameters																
Bicarbonate Alkalinity as CaCO3	mg/L	175	176	162	139	NA	NA	128	133	NA	NA	109	123	NA	NA	NA
Carbonate Alkalinity as CaCO3	mg/L	< 5.0	< 5.0	< 5.0	< 5.0	NA	NA	< 5.0	< 5.0	NA	NA	< 5.0	< 5.0	NA	NA	NA
Total Alkalinity as CaCO3	mg/L	175	176	162	139	NA	NA	128	133	NA	NA	109	123	NA	NA	NA
Iron	mg/L	0.11	0.14	0.27	0.85	NA	NA	10.3	8.4	NA	NA	17.3	16.9	NA	NA	20.9
Ferrous (II) Iron	mg/L	NA	0.0	NA	NA	NA	NA	NA	NA	NA	NA	NA	NA	NA	NA	NA
Magnesium	mg/L	17.1	16.5	15.8	22.3	NA	NA	13.5	13.1	NA	NA	12.6	11.8	NA	NA	NA
Manganese	mg/L	0.45	1.2	0.96	0.31	NA	NA	4.2	4.4	NA	NA	3.6	3.3	NA	NA	NA
Potassium	mg/L	13.8	6.1	5.4	6.6	NA	NA	5.4	4.8	NA	NA	5.2	4.7	NA	NA	NA
Sodium	mg/L	12.4	11.1	11.4	10.5	NA	NA	6.9	7.0	NA	NA	6.5	6.7	NA	NA	NA
Sulfide	mg/L	< 0.022	< 0.022	< 0.022	< 0.022	NA	NA	< 0.022	< 0.022	NA	NA	< 0.022	< 0.022	NA	NA	NA

Notes:

< Indicates the parameter was not detected above the analytical method detection limit (MDL).

J - The result is an estimated concentration. "J" qualifiers are applied by the laboratory when the concentration reported between the method detection limiy (MDL) and the reporting limit (RL).

NA - Indicates not analyzed

SU - standard units

TDS -Total dissolved solids

Table 8
Summary of Pilot Study Groundwater Analytical Data
Georgia Power Company
Plant Hammond - Ash Pond 1
Floyd County, GA

	Sample Location	PT-07	PT-07	PT-07	PT-07	PT-07	PT-07	PT-07	PT-07	PT-07	PT-07	PT-07	PT-07	PT-07	PT-07	PT-07
	Sample Date	01/16/2024	02/15/2024	03/13/2024	05/09/2024	05/16/2024	08/01/2024	08/09/2024	08/14/2024	08/20/2024	09/04/2024	09/24/2024	10/01/2024	10/08/2024	10/15/2024	11/04/2024
ANALYTE	UNITS															
APPENDIX III																
Boron	mg/L	1.1	0.86	0.79	0.55	0.50	0.57	0.54	0.55	0.57	0.56	0.54	0.61	0.54	0.56	0.67
Calcium	mg/L	162	190	203	98.0	96.0	123	NA	127	NA	117	128	NA	108	NA	121
Chloride	mg/L	23.6	15.4	13.6	9.2	10	16.7	NA	18.6	NA	17.4	17.5	NA	18.6	NA	16.5
Fluoride	mg/L	0.39	0.29	0.35	0.33	0.31	0.22	NA	0.29	NA	0.37	0.26	NA	0.30	NA	0.29
pH, Field	SU	6.91	6.84	6.82	6.86	6.98	6.72	6.93	7.04	6.84	6.89	6.61	6.94	6.72	6.75	6.76
Sulfate	mg/L	374	452	488	177	171	223	NA	231	NA	221	249	NA	238	NA	194
TDS	mg/L	743	876	932	463	450	578	NA	574	NA	561	559	NA	548	NA	542
APPENDIX IV																
Antimony	mg/L	< 0.00054	0.00069 J	0.00078 J	0.00059 J	< 0.00054	< 0.00054	NA	< 0.00054	NA	0.0014 J	0.00056 J	NA	< 0.00054	NA	< 0.00054
Arsenic	mg/L	0.31	0.30	0.36	0.30	0.27	0.11	0.21	0.24	0.26	0.30	0.016	0.0062	0.025	0.044	0.11
Barium	mg/L	0.080	0.064	0.068	0.037	0.034	0.049	NA	0.047	NA	0.050	0.056	NA	0.051	NA	0.051
Beryllium	mg/L	0.00011 J	< 0.000094	0.00011 J	0.00010 J	< 0.000094	0.00019 J	NA	0.00010 J	NA	< 0.000094	0.00012 J	NA	0.00014 J	NA	< 0.000094
Cadmium	mg/L	< 0.00010	< 0.00010	< 0.00010	< 0.00010	< 0.00010	< 0.00010	NA	< 0.00010	NA	< 0.00010	0.00015 J	NA	0.00016 J	NA	< 0.00010
Chromium	mg/L	< 0.0019	< 0.0019	< 0.0019	< 0.0019	< 0.0019	< 0.0019	NA	< 0.0019	NA	< 0.0019	< 0.0019	NA	< 0.0019	NA	< 0.0019
Cobalt	mg/L	0.072	0.084	0.12	0.041	0.052	0.056	NA	0.059	NA	0.12	0.031	NA	0.033	NA	0.042
Lead	mg/L	< 0.00016	< 0.00016	< 0.00016	< 0.00016	< 0.00016	< 0.00016	NA	< 0.00016	NA	< 0.00016	< 0.00016	NA	< 0.00016	NA	0.00019 J
Lithium	mg/L	0.080	0.069	0.071	0.064	0.056	0.056	NA	0.058	NA	0.053	0.048	NA	0.051	NA	0.051
Mercury	mg/L	< 0.00013	< 0.00013	< 0.00013	< 0.00013	< 0.00013	< 0.00013	NA	< 0.00013	NA	< 0.00013	< 0.00013	NA	0.00018 J	NA	< 0.00013
Molybdenum	mg/L	0.010	0.011	0.013	0.010	0.0093 J	0.0047 J	NA	0.0079 J	NA	0.010	0.0054 J	NA	0.0045 J	NA	0.0088 J
Selenium	mg/L	< 0.00096	< 0.00096	< 0.00096	< 0.00096	< 0.00096	< 0.00096	NA	< 0.00096	NA	< 0.00096	0.0011 J	NA	< 0.00096	NA	< 0.00096
Thallium	mg/L	< 0.00038	< 0.00038	< 0.00038	< 0.00038	< 0.00038	0.00050 J	NA	< 0.00038	NA	< 0.00038	0.00067 J	NA	< 0.00038	NA	< 0.00038
Fluoride	mg/L	0.39	0.29	0.35	0.33	0.31	0.22	NA	0.29	NA	0.37	0.26	NA	0.30	NA	0.29
Additional Parameters																
Bicarbonate Alkalinity as CaCO3	mg/L	131	89.6	98.7	117	116	119	NA	134	NA	143	136	NA	149	NA	152
Carbonate Alkalinity as CaCO3	mg/L	< 5.0	< 5.0	< 5.0	< 5.0	< 5.0	< 5.0	NA	< 5.0	NA	< 5.0	< 1.9	NA	< 1.9	NA	< 5.0
Total Alkalinity as CaCO3	mg/L	131	89.6	98.7	117	116	119	NA	134	NA	143	136	NA	149	NA	152
Iron	mg/L	22.8	24.5	25.3	16.9	15.7	13.2	18.3	18.4	17.9	15.6	0.54	0.23	3.2	4.3	6.6
Ferrous (II) Iron	mg/L	NA	NA	NA	NA	NA	NA	NA	NA	NA	2	NA	NA	NA	NA	NA
Magnesium	mg/L	23.7	26.4	24.9	12.5	12.1	17.8	NA	18.7	NA	16.4	18.7	NA	17.0	NA	17.9
Manganese	mg/L	5.0	5.8	5.7	3.2	3.4	4.2	NA	4.3	NA	4.4	2.4	NA	2.8	NA	3.1
Potassium	mg/L	7.1	7.1	6.3	5.6	4.9	5.7	NA	5.7	NA	5.8	5.9	NA	5.6	NA	5.9
Sodium	mg/L	7.4	7.5	6.9	6.8	7.0	8.6	NA	9.5	NA	9.8	10.2	NA	10.5	NA	9.8
Sulfide	mg/L	< 0.022	< 0.022	< 0.022	< 0.022	< 0.022	< 0.022	NA	< 0.022	NA	< 0.022	< 0.011	NA	< 0.011	NA	< 0.022

Table 8
Summary of Pilot Study Groundwater Analytical Data
Georgia Power Company
Plant Hammond - Ash Pond 1
Floyd County, GA

	Sample Location	PT-07	PT-08	PT-08	PT-08	PT-08	PT-08	PT-08	PT-08	PT-08	PT-08	PT-08	PT-08	PT-08	PT-08	PT-08
	Sample Date	12/02/2024	01/03/2024	01/16/2024	02/15/2024	03/13/2024	05/02/2024	05/16/2024	08/01/2024	08/08/2024	08/14/2024	08/20/2024	09/05/2024	09/24/2024	10/01/2024	10/08/2024
ANALYTE	UNITS															
APPENDIX III																
Boron	mg/L	0.72	1.2	0.95	0.88	0.79	0.83	0.73	0.63	0.55	0.62	0.63	0.70	0.61	0.56	0.58
Calcium	mg/L	129	NA	100	109	86.6	98.2	89.4	85.2	NA	99.1	NA	94.4	112	NA	106
Chloride	mg/L	16.5	NA	18.9	15.4	16.3	15.4	16.7	14.0	NA	17.0	NA	19.3	17.1	NA	18.1
Fluoride	mg/L	0.35	NA	0.27	0.15	0.16	0.36	0.19	0.16	NA	< 0.050	NA	0.16	0.25	NA	0.23
pH, Field	SU	6.87	6.76	6.63	6.36	6.31	6.53	6.49	6.48	6.48	6.58	6.4	6.48	6.50	6.63	6.69
Sulfate	mg/L	192	205	196	251	175	176	159	176	NA	203	NA	193	239	NA	242
TDS	mg/L	528	NA	494	516	409	477	410	443	NA	474	NA	466	490	NA	524
APPENDIX IV																
Antimony	mg/L	< 0.00038	NA	0.00061 J	< 0.00054	0.0011 J	< 0.00054	< 0.00054	< 0.00054	NA	< 0.00054	NA	0.0013 J	0.0012 J	NA	< 0.00054
Arsenic	mg/L	0.15	0.28	0.21	0.19	0.16	0.26	0.23	0.26	0.32	0.29	0.29	0.23	0.021	0.085	0.066
Barium	mg/L	0.047	NA	0.048	0.055	0.047	0.045	0.041	0.044	NA	0.048	NA	0.048	0.050	NA	0.051
Beryllium	mg/L	0.000071 J	NA	0.00010 J	< 0.000094	0.00012 J	< 0.000094	< 0.000094	0.000098 J	NA	< 0.000094	NA	< 0.000094	0.00013 J	NA	< 0.000094
Cadmium	mg/L	0.00012 J	NA	< 0.00010	< 0.00010	< 0.00010	< 0.00010	< 0.00010	< 0.00010	NA	< 0.00010	NA	< 0.00010	0.00018 J	NA	0.00011 J
Chromium	mg/L	0.00032 J	NA	< 0.0019	< 0.0019	< 0.0019	< 0.0019	< 0.0019	< 0.0019	NA	< 0.0019	NA	< 0.0019	< 0.0019	NA	< 0.0019
Cobalt	mg/L	0.048	NA	0.035	0.033	0.034	0.054	0.046	0.073	NA	0.084	NA	0.084	0.022	NA	0.021
Lead	mg/L	< 0.000076	NA	< 0.00016	< 0.00016	< 0.00016	< 0.00016	0.0079	< 0.00016	NA	< 0.00016	NA	< 0.00016	< 0.00016	NA	< 0.00016
Lithium	mg/L	0.050	NA	0.018 J	0.026 J	0.0092 J	0.016 J	0.010 J	0.022 J	NA	0.025 J	NA	0.015 J	0.035	NA	0.035
Mercury	mg/L	< 0.00013	NA	< 0.00013	< 0.00013	< 0.00013	< 0.00013	< 0.00013	< 0.00013	NA	< 0.00013	NA	< 0.00013	< 0.00013	NA	< 0.00013
Molybdenum	mg/L	0.011	NA	0.028	0.0096 J	0.017	0.017	0.017	0.012	NA	0.011	NA	0.010	0.0098 J	NA	0.0086 J
Selenium	mg/L	0.00097 J	NA	< 0.00096	< 0.00096	< 0.00096	0.0012 J	< 0.00096	< 0.00096	NA	< 0.00096	NA	< 0.00096	0.0013 J	NA	< 0.00096
Thallium	mg/L	0.00024 J	NA	< 0.00038	< 0.00038	< 0.00038	< 0.00038	< 0.00038	< 0.00038	NA	< 0.00038	NA	< 0.00038	0.00050 J	NA	< 0.00038
Fluoride	mg/L	0.35	NA	0.27	0.15	0.16	0.36	0.19	0.16	NA	< 0.050	NA	0.16	0.25	NA	0.23
Additional Parameters																
Bicarbonate Alkalinity as CaCO3	mg/L	150	NA	116	69.0	83.0	108	104	76.4	NA	89.7	NA	77.7	91.8	NA	114
Carbonate Alkalinity as CaCO3	mg/L	< 5.0	NA	< 5.0	< 5.0	< 5.0	< 5.0	< 5.0	< 5.0	NA	< 5.0	NA	< 5.0	< 1.9	NA	< 1.9
Total Alkalinity as CaCO3	mg/L	150	NA	116	69.0	83.0	108	104	76.4	NA	89.7	NA	77.7	91.8	NA	114
Iron	mg/L	7.7	5.9	6.9	10.6	6.5	8.5	8.0	14.5	16.7	15.5	14.8	9.8	1.1	3.7	2.8
Ferrous (II) Iron	mg/L	NA	NA	NA	NA	NA	NA	NA	NA	NA	NA	NA	3	NA	NA	NA
Magnesium	mg/L	17.7	NA	13.5	14.8	11.2	12.0	11.5	11.9	NA	13.6	NA	13.2	14.3	NA	15.4
Manganese	mg/L	3.4	NA	2.7	2.9	2.2	3.9	3.3	4.1	NA	4.2	NA	3.0	2.5	NA	2.2
Potassium	mg/L	6.0	NA	5.9	5.9	5.1	5.3	4.8	5.0	NA	4.9	NA	5.3	5.3	NA	5.7
Sodium	mg/L	8.5	NA	7.3	7.1	6.7	7.2	7.2	6.8	NA	7.2	NA	8.2	9.1	NA	9.9
Sulfide	mg/L	< 0.022	NA	< 0.022	< 0.022	< 0.022	< 0.022	< 0.022	< 0.022	NA	< 0.022	NA	< 0.022	< 0.011	NA	< 0.011

Table 8
Summary of Pilot Study Groundwater Analytical Data
Georgia Power Company
Plant Hammond - Ash Pond 1
Floyd County, GA

	Sample Location	PT-08	PT-08	PT-08	PT-09	PT-09	PT-09	PT-09	PT-09	PT-09	PT-09	PT-09	PT-09	PT-09	PT-09	PT-09
	Sample Date	10/15/2024	11/04/2024	12/02/2024	01/03/2024	01/16/2024	02/15/2024	03/13/2024	05/14/2024	05/30/2024	06/26/2024	07/31/2024	08/06/2024	08/12/2024	08/21/2024	09/04/2024
ANALYTE	UNITS															
APPENDIX III																
Boron	mg/L	0.59	0.70	0.85	1.2	1.0	1.6	1.8	1.4	1.5	1.5	1.1	1.1	1.2	1.3	1.4
Calcium	mg/L	NA	105	111	NA	55.5	111	82.7	82.8	94.9	93.2	96.9	NA	92.5	NA	87.9
Chloride	mg/L	NA	15.6	17.5	NA	30.8	48.0	57.2	44.4	52.4	48.9	29.3	NA	42.3	NA	45.3
Fluoride	mg/L	NA	0.15	0.14	NA	0.45	0.37	0.40	0.37	0.33	0.33	0.33	NA	0.35	NA	0.43
pH, Field	SU	6.84	6.39	6.49	8.48	7.77	7.23	7.19	7.16	7.06	6.91	6.9	6.93	7.02	6.83	6.86
Sulfate	mg/L	NA	187	187	173	128	132	139	130	133	125	172	NA	157	NA	149
TDS	mg/L	NA	474	451	NA	368	477	460	436	532	469	500	NA	521	NA	486
APPENDIX IV																
Antimony	mg/L	NA	< 0.00054	< 0.00038	NA	< 0.00054	< 0.00054	< 0.00054	< 0.00054	< 0.00054	< 0.00054	0.0010 J	NA	< 0.00054	NA	< 0.00054
Arsenic	mg/L	0.052	0.027	0.010	NA	< 0.00084	< 0.00084	0.0011 J	< 0.00084	0.0022 J	< 0.00084	< 0.00084	NA	< 0.00084	NA	< 0.00084
Barium	mg/L	NA	0.053	0.052	NA	0.043	0.051	0.064	0.058	0.062	0.070	0.072	NA	0.066	NA	0.068
Beryllium	mg/L	NA	< 0.000094	0.000070 J	NA	< 0.000094	< 0.000094	< 0.000094	< 0.000094	< 0.000094	0.00015 J	0.00013 J	NA	< 0.000094	NA	< 0.000094
Cadmium	mg/L	NA	< 0.00010	< 0.000041	NA	0.00014 J	0.00014 J	0.00024 J	0.00015 J	0.00010 J	0.00010 J	0.00028 J	NA	0.00021 J	NA	0.00021 J
Chromium	mg/L	NA	< 0.0019	0.00040 J	NA	< 0.0019	< 0.0019	< 0.0019	< 0.0019	< 0.0019	< 0.0019	< 0.0019	NA	< 0.0019	NA	< 0.0019
Cobalt	mg/L	NA	0.032	0.048	NA	0.00058 J	0.00071 J	0.00085 J	0.0012 J	0.0010 J	0.0015 J	0.0037 J	NA	0.0033 J	NA	0.0027 J
Lead	mg/L	NA	< 0.00016	< 0.000076	NA	< 0.00016	< 0.00016	< 0.00016	0.00017 J	< 0.00016	0.00033 J	< 0.00016	NA	< 0.00016	NA	< 0.00016
Lithium	mg/L	NA	0.023 J	0.020 J	NA	< 0.0016	< 0.0016	< 0.0016	< 0.0016	< 0.0016	< 0.0016	0.0019 J	NA	0.0019 J	NA	0.0022 J
Mercury	mg/L	NA	< 0.00013	< 0.00013	NA	< 0.00013	< 0.00013	< 0.00013	< 0.00013	< 0.00013	< 0.00013	< 0.00013	NA	< 0.00013	NA	< 0.00013
Molybdenum	mg/L	NA	0.0097 J	0.0068 J	0.51	0.50	0.38	0.26	0.27	0.24	0.28	0.24	0.24	0.25	0.24	0.26
Selenium	mg/L	NA	0.0014 J	0.0012 J	NA	< 0.00096	< 0.00096	< 0.00096	< 0.00096	< 0.00096	< 0.00096	< 0.00096	NA	< 0.00096	NA	< 0.00096
Thallium	mg/L	NA	< 0.00038	< 0.00020	NA	< 0.00038	< 0.00038	< 0.00038	< 0.00038	< 0.00038	< 0.00038	< 0.00038	NA	< 0.00038	NA	< 0.00038
Fluoride	mg/L	NA	0.15	0.14	NA	0.45	0.37	0.40	0.37	0.33	0.33	0.33	NA	0.35	NA	0.43
Additional Parameters																
Bicarbonate Alkalinity as CaCO3	mg/L	NA	98.7	84.2	NA	111	129	148	139	138	117	119	NA	120	NA	121
Carbonate Alkalinity as CaCO3	mg/L	NA	< 5.0	< 5.0	NA	< 5.0	< 5.0	< 5.0	< 5.0	< 5.0	< 5.0	< 5.0	NA	< 5.0	NA	< 5.0
Total Alkalinity as CaCO3	mg/L	NA	98.7	84.2	NA	111	129	148	139	138	117	119	NA	120	NA	121
Iron	mg/L	2.2	0.63	0.32	0.071	0.11	10.7	0.28	0.42	0.24	1.2	0.13	0.31	0.34	0.23	0.31
Ferrous (II) Iron	mg/L	NA	NA	NA	NA	NA	NA	NA	NA	0.0	NA	NA	NA	NA	NA	3
Magnesium	mg/L	NA	14.4	14.3	NA	26.1	14.9	33.6	23.7	19.9	17.1	24.5	NA	23.9	NA	24.9
Manganese	mg/L	NA	1.4	1.5	NA	0.15	3.0	0.20	0.19	0.28	0.22	0.47	NA	0.36	NA	0.28
Potassium	mg/L	NA	5.7	6.0	NA	5.0	6.0	6.7	6.1	6.2	7.2	6.1	NA	6.1	NA	6.1
Sodium	mg/L	NA	8.2	7.4	NA	9.9	7.2	11.6	9.3	11.5	12.1	6.6	NA	7.8	NA	8.9
Sulfide	mg/L	NA	< 0.022	< 0.022	NA	< 0.022	< 0.022	< 0.022	< 0.022	< 0.022	< 0.022	< 0.022	NA	< 0.022	NA	< 0.022

Table 8
Summary of Pilot Study Groundwater Analytical Data
Georgia Power Company
Plant Hammond - Ash Pond 1
Floyd County, GA

	Sample Location	PT-09	PT-09	PT-09	PT-09	PT-09	PT-09	PT-10	PT-10	PT-10	PT-10	PT-10	PT-10	PT-10	PT-10	PT-10
	Sample Date	09/25/2024	10/02/2024	10/09/2024	10/16/2024	11/05/2024	12/03/2024	01/03/2024	01/16/2024	02/15/2024	03/13/2024	05/15/2024	05/30/2024	06/26/2024	07/31/2024	08/05/2024
ANALYTE	UNITS															
APPENDIX III																
Boron	mg/L	1.2	1.4	1.4	1.3	1.6	1.6	1.7	2.1	2.0	1.6	1.5	1.4	1.4	1.6	0.015 J
Calcium	mg/L	111	NA	92.4	NA	106	116	NA	120	112	114	108	95.9	104	102	NA
Chloride	mg/L	39.4	NA	45.9	NA	48.3	48.3	NA	55.2	60.3	93.5	50.1	53.0	47.2	46.4	NA
Fluoride	mg/L	0.33	NA	0.39	NA	0.37	0.40	NA	0.27	0.18	0.20	0.22	0.17	0.22	0.22	NA
pH, Field	SU	6.67	6.81	6.90	6.79	6.79	7.09	6.97	7.05	6.68	6.84	6.92	6.81	6.88	6.85	6.87
Sulfate	mg/L	236	NA	200	NA	165	157	170	163	139	37.6	146	124	135	117	NA
TDS	mg/L	547	NA	493	NA	563	521	NA	512	518	507	503	495	480	535	NA
APPENDIX IV																
Antimony	mg/L	< 0.00054	NA	< 0.00054	NA	0.00060 J	< 0.00038	NA	< 0.00054	< 0.00054	< 0.00054	< 0.00054	< 0.00054	< 0.00054	< 0.00054	NA
Arsenic	mg/L	0.0034 J	NA	< 0.00084	NA	0.0028 J	0.0020 J	NA	< 0.00084	< 0.00084	0.0011 J	< 0.00084	0.0018 J	< 0.00084	< 0.00084	NA
Barium	mg/L	0.089	NA	0.073	NA	0.072	0.066	NA	0.062	0.055	0.061	0.054	0.052	0.050	0.046	NA
Beryllium	mg/L	< 0.000094	NA	< 0.000094	NA	< 0.000094	0.000030 J	NA	< 0.000094	< 0.000094	< 0.000094	< 0.000094	< 0.000094	< 0.000094	< 0.000094	NA
Cadmium	mg/L	0.00030 J	NA	0.00018 J	NA	0.00023 J	0.00024 J	NA	< 0.00010	< 0.00010	< 0.00010	< 0.00010	< 0.00010	< 0.00010	0.00012 J	NA
Chromium	mg/L	< 0.0019	NA	< 0.0019	NA	< 0.0019	0.00037 J	NA	< 0.0019	< 0.0019	< 0.0019	< 0.0019	< 0.0019	< 0.0019	< 0.0019	NA
Cobalt	mg/L	0.0066	NA	0.0040 J	NA	0.0040 J	0.0028 J	NA	0.0020 J	0.0018 J	0.0014 J	0.0016 J	0.0014 J	0.0015 J	0.0015 J	NA
Lead	mg/L	< 0.00016	NA	< 0.00016	NA	< 0.00016	< 0.000076	NA	< 0.00016	< 0.00016	< 0.00016	< 0.00016	< 0.00016	< 0.00016	< 0.00016	NA
Lithium	mg/L	0.0035 J	NA	0.0021 J	NA	0.0029 J	0.0025 J	NA	< 0.0016	< 0.0016	< 0.0016	< 0.0016	< 0.0016	< 0.0016	< 0.0016	NA
Mercury	mg/L	< 0.00013	NA	< 0.00013	NA	< 0.00013	< 0.00013	NA	< 0.00013	< 0.00013	< 0.00013	< 0.00013	< 0.00013	< 0.00013	< 0.00013	NA
Molybdenum	mg/L	0.14	0.14	0.18	0.18	0.22	0.25	0.24	0.097	0.065	0.074	0.092	0.053	0.13	0.15	< 0.00062
Selenium	mg/L	< 0.00096	NA	< 0.00096	NA	0.00099 J	0.00096 J	NA	< 0.00096	< 0.00096	< 0.00096	< 0.00096	< 0.00096	< 0.00096	< 0.00096	NA
Thallium	mg/L	< 0.00038	NA	< 0.00038	NA	< 0.00038	< 0.00020	NA	< 0.00038	< 0.00038	< 0.00038	< 0.00038	< 0.00038	< 0.00038	< 0.00038	NA
Fluoride	mg/L	0.33	NA	0.39	NA	0.37	0.40	NA	0.27	0.18	0.20	0.22	0.17	0.22	0.22	NA
Additional Parameters																
Bicarbonate Alkalinity as CaCO3	mg/L	112	NA	123	NA	122	121	NA	158	139	135	132	116	121	133	NA
Carbonate Alkalinity as CaCO3	mg/L	< 1.9	NA	< 1.9	NA	< 5.0	< 5.0	NA	< 5.0	< 5.0	< 5.0	< 5.0	< 5.0	< 5.0	< 5.0	NA
Total Alkalinity as CaCO3	mg/L	112	NA	123	NA	122	121	NA	158	139	135	132	116	121	133	NA
Iron	mg/L	0.24	0.12	0.073	0.34	0.37	0.049	0.46	0.30	0.32	0.61	0.24	0.21	0.13	< 0.025	0.11
Ferrous (II) Iron	mg/L	NA	NA	NA	NA	NA	NA	NA	NA	NA	NA	NA	0.00	NA	NA	NA
Magnesium	mg/L	27.2	NA	25.3	NA	25.0	23.1	NA	16.1	15.3	14.4	14.3	13.1	14.1	13.7	NA
Manganese	mg/L	0.73	NA	0.58	NA	0.44	0.37	NA	0.63	0.67	0.64	0.74	0.52	0.54	0.48	NA
Potassium	mg/L	5.8	NA	6.0	NA	6.4	6.9	NA	8.0	7.2	6.6	6.7	6.6	7.2	6.7	NA
Sodium	mg/L	7.0	NA	9.5	NA	9.7	10.1	NA	9.3	9.5	8.7	9.2	9.5	9.6	8.8	NA
Sulfide	mg/L	< 0.011	NA	< 0.011	NA	< 0.022	< 0.022	NA	< 0.022	< 0.022	< 0.022	< 0.022	< 0.022	< 0.022	< 0.022	NA

Table 8
Summary of Pilot Study Groundwater Analytical Data
Georgia Power Company
Plant Hammond - Ash Pond 1
Floyd County, GA

	Sample Location	PT-10	PT-10	PT-10	PT-10	PT-10	PT-10	PT-10	PT-10	PT-10	PT-11	PT-11	PT-11	PT-11	PT-11	PT-11
	Sample Date	08/13/2024	08/20/2024	09/04/2024	09/25/2024	10/02/2024	10/09/2024	10/16/2024	11/05/2024	12/03/2024	05/14/2024	05/29/2024	06/26/2024	07/31/2024	08/07/2024	08/12/2024
ANALYTE	UNITS															
APPENDIX III																
Boron	mg/L	1.7	1.7	1.6	1.6	1.7	1.6	1.5	1.7	1.7	1.6	1.4	1.3	1.4	1.3	1.5
Calcium	mg/L	107	NA	99.0	113	NA	109	NA	107	114	90.9	95.7	96.0	90.6	NA	96.7
Chloride	mg/L	47.5	NA	46.2	49.6	NA	50.0	NA	45.1	46.1	41.4	39.4	42.5	33.6	NA	41.7
Fluoride	mg/L	0.25	NA	0.28	0.32	NA	0.29	NA	0.27	0.27	0.34	0.31	0.35	0.26	NA	0.32
pH, Field	SU	7.05	6.86	6.96	6.69	6.99	7.01	8.15	6.90	6.83	6.98	7	7.05	6.75	6.79	6.97
Sulfate	mg/L	122	NA	118	158	NA	165	NA	129	130	122	118	121	141	NA	139
TDS	mg/L	449	NA	473	521	NA	484	NA	527	470	441	474	468	464	NA	456
APPENDIX IV																
Antimony	mg/L	0.0010 J	NA	< 0.00054	< 0.00054	NA	< 0.00054	NA	< 0.00054	< 0.00038	< 0.00054	< 0.00054	< 0.00054	0.00086 J	NA	< 0.00054
Arsenic	mg/L	< 0.00084	NA	< 0.00084	0.0024 J	NA	< 0.00084	NA	0.0021 J	< 0.0016	< 0.00084	0.0021 J	< 0.00084	< 0.00084	NA	< 0.00084
Barium	mg/L	0.049	NA	0.047	0.053	NA	0.054	NA	0.050	0.047	0.057	0.072	0.074	0.068	NA	0.072
Beryllium	mg/L	< 0.000094	NA	< 0.000094	< 0.000094	NA	< 0.000094	NA	< 0.000094	< 0.000026	< 0.000094	< 0.000094	< 0.000094	< 0.000094	NA	< 0.000094
Cadmium	mg/L	0.00013 J	NA	0.00011 J	0.00017 J	NA	< 0.00010	NA	0.00013 J	0.00015 J	0.00013 J	0.00013 J	< 0.00010	0.00027 J	NA	0.00022 J
Chromium	mg/L	< 0.0019	NA	< 0.0019	0.0039 J	NA	< 0.0019	NA	< 0.0019	0.00025 J	< 0.0019	< 0.0019	< 0.0019	< 0.0019	NA	< 0.0019
Cobalt	mg/L	0.0016 J	NA	0.0015 J	0.0019 J	NA	0.0013 J	NA	0.0014 J	0.0015 J	0.0016 J	0.0013 J	0.0015 J	0.019	NA	0.015
Lead	mg/L	< 0.00016	NA	< 0.00016	< 0.00016	NA	< 0.00016	NA	< 0.00016	< 0.000076	< 0.00016	< 0.00016	< 0.00016	< 0.00016	NA	< 0.00016
Lithium	mg/L	< 0.0016	NA	< 0.0016	< 0.0016	NA	< 0.0016	NA	< 0.0016	0.0010 J	< 0.0016	< 0.0016	< 0.0016	0.0060 J	NA	0.0059 J
Mercury	mg/L	< 0.00013	NA	< 0.00013	< 0.00013	NA	< 0.00013	NA	< 0.00013	< 0.00013	< 0.00013	< 0.00013	< 0.00013	< 0.00013	NA	< 0.00013
Molybdenum	mg/L	0.17	0.16	0.18	0.23	0.16	0.18	0.16	0.21	0.18	0.24	0.17	0.24	0.074	0.086	0.10
Selenium	mg/L	< 0.00096	NA	< 0.00096	< 0.00096	NA	< 0.00096	NA	0.0011 J	0.00095 J	< 0.00096	< 0.00096	< 0.00096	< 0.00096	NA	< 0.00096
Thallium	mg/L	< 0.00038	NA	< 0.00038	< 0.00038	NA	< 0.00038	NA	< 0.00038	< 0.00020	< 0.00038	< 0.00038	< 0.00038	< 0.00038	NA	< 0.00038
Fluoride	mg/L	0.25	NA	0.28	0.32	NA	0.29	NA	0.27	0.27	0.34	0.31	0.35	0.26	NA	0.32
Additional Parameters																
Bicarbonate Alkalinity as CaCO3	mg/L	133	NA	130	131	NA	141	NA	132	118	125	143	131	112	NA	126
Carbonate Alkalinity as CaCO3	mg/L	< 5.0	NA	< 5.0	< 1.9	NA	< 1.9	NA	< 5.0	< 5.0	< 5.0	< 5.0	< 5.0	< 5.0	NA	< 5.0
Total Alkalinity as CaCO3	mg/L	133	NA	130	131	NA	141	NA	132	118	125	143	131	112	NA	126
Iron	mg/L	0.31	0.18	0.077	0.060	0.17	0.12	0.51	0.033 J	< 0.025	< 0.025	0.10	0.34	0.66	0.36	0.25
Ferrous (II) Iron	mg/L	NA	NA	0.00	NA	NA	NA	NA	NA	NA	NA	0.00	NA	NA	NA	NA
Magnesium	mg/L	14.4	NA	13.1	14.2	NA	14.1	NA	13.9	13.8	16.2	16.7	18.8	19.0	NA	20.6
Manganese	mg/L	0.50	NA	0.42	0.43	NA	0.60	NA	0.40	0.37	0.28	0.27	0.22	1.3	NA	1.0
Potassium	mg/L	7.2	NA	6.8	6.6	NA	7.0	NA	6.9	7.1	6.0	6.5	7.2	5.6	NA	6.1
Sodium	mg/L	9.1	NA	8.7	9.0	NA	9.1	NA	9.2	8.8	8.8	9.2	10	7.5	NA	8.5
Sulfide	mg/L	< 0.022	NA	< 0.022	< 0.011	NA	< 0.011	NA	< 0.022	< 0.022	< 0.022	< 0.022	< 0.022	< 0.022	NA	< 0.022

Table 8
Summary of Pilot Study Groundwater Analytical Data
Georgia Power Company
Plant Hammond - Ash Pond 1
Floyd County, GA

	Sample Location	PT-11	PT-11	PT-11	PT-11	PT-11	PT-11	PT-11	PT-11	PT-12	PT-12	PT-12	PT-12	PT-12	PT-12	PT-12
	Sample Date	08/21/2024	09/04/2024	09/25/2024	10/02/2024	10/09/2024	10/16/2024	11/05/2024	12/03/2024	05/14/2024	05/29/2024	06/26/2024	07/31/2024	08/06/2024	08/13/2024	08/21/2024
ANALYTE	UNITS															
APPENDIX III																
Boron	mg/L	1.5	1.4	1.5	1.3	1.5	1.3	1.6	1.6	1.6	1.5	1.3	1.3	1.1	1.1	1.2
Calcium	mg/L	NA	94.9	109	NA	91.9	NA	112	120	99.7	91.0	89.8	94.9	NA	98.4	NA
Chloride	mg/L	NA	46.1	48.3	NA	37.6	NA	46.9	44.0	50.3	48.0	45.5	30.2	NA	31.7	NA
Fluoride	mg/L	NA	0.43	0.33	NA	0.32	NA	0.31	0.31	0.20	0.31	0.36	0.26	NA	0.32	NA
pH, Field	SU	6.82	6.95	6.63	6.64	6.64	6.57	6.80	7.08	6.58	6.82	6.92	6.74	6.87	7.04	6.84
Sulfate	mg/L	NA	139	200	NA	211	NA	156	139	125	131	129	157	NA	178	NA
TDS	mg/L	NA	483	546	NA	496	NA	563	486	523	488	479	470	NA	546	NA
APPENDIX IV																
Antimony	mg/L	NA	< 0.00054	< 0.00054	NA	< 0.00054	NA	< 0.00054	< 0.00038	< 0.00054	< 0.00054	< 0.00054	< 0.00054	NA	< 0.00054	NA
Arsenic	mg/L	NA	0.00087 J	0.0031 J	NA	0.0014 J	NA	0.0030 J	< 0.0016	< 0.00084	0.0026 J	< 0.00084	< 0.00084	NA	0.00089 J	NA
Barium	mg/L	NA	0.070	0.078	NA	0.067	NA	0.074	0.067	0.069	0.069	0.066	0.064	NA	0.070	NA
Beryllium	mg/L	NA	< 0.000094	< 0.000094	NA	< 0.000094	NA	< 0.000094	< 0.000026	< 0.000094	< 0.000094	< 0.000094	< 0.000094	NA	< 0.000094	NA
Cadmium	mg/L	NA	0.00017 J	0.00030 J	NA	0.00017 J	NA	0.00018 J	0.00015 J	0.00014 J	0.00011 J	0.00012 J	0.00022 J	NA	0.00024 J	NA
Chromium	mg/L	NA	< 0.0019	< 0.0019	NA	< 0.0019	NA	< 0.0019	0.00045 J	< 0.0019	< 0.0019	< 0.0019	< 0.0019	NA	< 0.0019	NA
Cobalt	mg/L	NA	0.0066	0.025	NA	0.015	NA	0.0079	0.0044 J	0.0044 J	0.0021 J	0.0015 J	0.0032 J	NA	0.0022 J	NA
Lead	mg/L	NA	< 0.00016	< 0.00016	NA	< 0.00016	NA	< 0.00016	< 0.000076	0.00017 J	< 0.00016	< 0.00016	< 0.00016	NA	< 0.00016	NA
Lithium	mg/L	NA	0.0039 J	0.0067 J	NA	0.0057 J	NA	0.0046 J	0.0027 J	< 0.0016	< 0.0016	< 0.0016	< 0.0016	NA	0.0025 J	NA
Mercury	mg/L	NA	< 0.00013	< 0.00013	NA	< 0.00013	NA	< 0.00013	< 0.00013	< 0.00013	< 0.00013	< 0.00013	< 0.00013	NA	< 0.00013	NA
Molybdenum	mg/L	0.12	0.14	0.074	0.069	0.066	0.062	0.11	0.12	0.085	0.22	0.30	0.16	0.20	0.23	0.21
Selenium	mg/L	NA	< 0.00096	< 0.00096	NA	< 0.00096	NA	< 0.00096	0.00092 J	< 0.00096	0.0015 J	< 0.00096	< 0.00096	NA	< 0.00096	NA
Thallium	mg/L	NA	< 0.00038	< 0.00038	NA	< 0.00038	NA	< 0.00038	< 0.00020	< 0.00038	< 0.00038	< 0.00038	< 0.00038	NA	< 0.00038	NA
Fluoride	mg/L	NA	0.43	0.33	NA	0.32	NA	0.31	0.31	0.20	0.31	0.36	0.26	NA	0.32	NA
Additional Parameters																
Bicarbonate Alkalinity as CaCO3	mg/L	NA	133	98.0	NA	108	NA	128	122	129	136	129	124	NA	128	NA
Carbonate Alkalinity as CaCO3	mg/L	NA	< 5.0	< 1.9	NA	< 1.9	NA	< 5.0	< 5.0	< 5.0	< 5.0	< 5.0	< 5.0	NA	< 5.0	NA
Total Alkalinity as CaCO3	mg/L	NA	133	98.0	NA	108	NA	128	122	129	136	129	124	NA	128	NA
Iron	mg/L	0.10	0.41	3.7	1.8	0.24	0.82	0.19	0.17	0.33	0.032 J	0.18	0.16	0.33	0.082	0.078
Ferrous (II) Iron	mg/L	NA	0.00	NA	NA	NA	NA	NA	NA	NA	0.00	NA	NA	NA	NA	NA
Magnesium	mg/L	NA	17.8	20.3	NA	21.6	NA	19.1	16.9	16.6	18.6	21.6	21.8	NA	24.5	NA
Manganese	mg/L	NA	0.59	1.4	NA	1.1	NA	0.66	0.45	1.0	0.75	0.43	0.77	NA	0.62	NA
Potassium	mg/L	NA	6.1	5.6	NA	5.7	NA	6.3	7.2	6.8	5.7	6.3	6.0	NA	5.8	NA
Sodium	mg/L	NA	8.6	8.1	NA	7.8	NA	9.1	9.5	11.8	9.6	10.0	7.9	NA	6.6	NA
Sulfide	mg/L	NA	< 0.022	< 0.011	NA	< 0.011	NA	< 0.022	< 0.022	< 0.022	< 0.022	< 0.022	< 0.022	NA	< 0.022	NA

Table 8
Summary of Pilot Study Groundwater Analytical Data
Georgia Power Company
Plant Hammond - Ash Pond 1
Floyd County, GA

	Sample Location	PT-12	PT-12	PT-12	PT-12	PT-12	PT-12	PT-12	PT-13	PT-13	PT-13	PT-13	PT-13	PT-13	PT-13	PT-13
	Sample Date	09/04/2024	09/25/2024	10/02/2024	10/09/2024	10/16/2024	11/05/2024	12/03/2024	05/09/2024	05/15/2024	08/01/2024	08/09/2024	08/14/2024	08/20/2024	09/04/2024	09/24/2024
ANALYTE	UNITS															
APPENDIX III																
Boron	mg/L	1.0	0.81	1.3	1.3	1.2	1.1	1.6	0.54	0.52	0.51	0.52	0.52	0.54	0.53	0.49
Calcium	mg/L	90.2	106	NA	87.3	NA	98.0	105	94.4	99.2	111	NA	124	NA	120	122
Chloride	mg/L	28.7	22.9	NA	41.9	NA	32.2	44.2	9.0	9.5	15.5	NA	17.7	NA	17.4	16.9
Fluoride	mg/L	0.38	0.27	NA	0.32	NA	0.26	0.30	0.35	0.34	0.26	NA	0.28	NA	0.40	0.36
pH, Field	SU	6.88	6.51	6.71	6.79	9.50	6.61	6.65	6.84	6.93	6.69	6.86	6.93	6.62	6.76	6.52
Sulfate	mg/L	187	266	NA	203	NA	204	179	195	190	229	NA	232	NA	241	261
TDS	mg/L	500	573	NA	485	NA	549	526	472	459	549	NA	564	NA	570	518
APPENDIX IV																
Antimony	mg/L	< 0.00054	< 0.00054	NA	0.0022 J	NA	< 0.00054	< 0.00038	< 0.00054	< 0.00054	< 0.00054	NA	< 0.00054	NA	< 0.00054	< 0.00054
Arsenic	mg/L	0.0017 J	0.0031 J	NA	0.0015 J	NA	0.0046 J	0.0027 J	0.30	0.29	0.20	0.26	0.26	0.25	0.31	0.021
Barium	mg/L	0.068	0.087	NA	0.071	NA	0.074	0.062	0.036	0.033	0.043	NA	0.043	NA	0.050	0.050
Beryllium	mg/L	< 0.000094	< 0.000094	NA	< 0.000094	NA	< 0.000094	0.000057 J	< 0.000094	< 0.000094	< 0.000094	NA	< 0.000094	NA	< 0.000094	< 0.000094
Cadmium	mg/L	0.00024 J	0.00055	NA	0.00031 J	NA	0.00037 J	0.00028 J	< 0.00010	< 0.00010	< 0.00010	NA	< 0.00010	NA	< 0.00010	0.00011 J
Chromium	mg/L	< 0.0019	< 0.0019	NA	< 0.0019	NA	< 0.0019	0.00067 J	< 0.0019	< 0.0019	< 0.0019	NA	< 0.0019	NA	< 0.0019	< 0.0019
Cobalt	mg/L	0.0028 J	0.011	NA	0.0044 J	NA	0.0053	0.0035 J	0.026	0.024	0.040	NA	0.036	NA	0.038	0.022
Lead	mg/L	< 0.00016	< 0.00016	NA	0.00074 J	NA	< 0.00016	0.000093 J	< 0.00016	< 0.00016	< 0.00016	NA	< 0.00016	NA	< 0.00016	0.00057 J
Lithium	mg/L	0.0020 J	0.0044 J	NA	0.0029 J	NA	0.0037 J	0.0023 J	0.061	0.058	0.058	NA	0.058	NA	0.059	0.052
Mercury	mg/L	< 0.00013	< 0.00013	NA	< 0.00013	NA	< 0.00013	< 0.00013	< 0.00013	< 0.00013	< 0.00013	NA	< 0.00013	NA	< 0.00013	< 0.00013
Molybdenum	mg/L	0.19	0.088	0.14	0.18	0.16	0.12	0.16	0.0095 J	0.0087 J	0.0052 J	NA	0.0072 J	NA	0.0088 J	0.0031 J
Selenium	mg/L	< 0.00096	< 0.00096	NA	< 0.00096	NA	< 0.00096	< 0.00092	< 0.00096	< 0.00096	< 0.00096	NA	< 0.00096	NA	< 0.00096	0.0013 J
Thallium	mg/L	< 0.00038	< 0.00038	NA	< 0.00038	NA	< 0.00038	< 0.00020	< 0.00038	< 0.00038	< 0.00038	NA	< 0.00038	NA	< 0.00038	< 0.00038
Fluoride	mg/L	0.38	0.27	NA	0.32	NA	0.26	0.30	0.35	0.34	0.26	NA	0.28	NA	0.40	0.36
Additional Parameters																
Bicarbonate Alkalinity as CaCO3	mg/L	124	90.2	NA	113	NA	107	116	106	111	115	NA	118	NA	134	105
Carbonate Alkalinity as CaCO3	mg/L	< 5.0	< 1.9	NA	< 1.9	NA	< 5.0	< 5.0	< 5.0	< 5.0	< 5.0	NA	< 5.0	NA	< 5.0	< 1.9
Total Alkalinity as CaCO3	mg/L	124	90.2	NA	113	NA	107	116	106	111	115	NA	118	NA	134	105
Iron	mg/L	0.14	0.21	0.043 J	0.091	0.48	0.14	0.33	15.5	15.0	25.6	24.0	22.8	21.6	17.2	5.3
Ferrous (II) Iron	mg/L	0.00	NA	NA	NA				NA	NA	NA	NA	NA	NA	5.5	NA
Magnesium	mg/L	26.4	30.0	NA	24.8	NA	31.4	28.7	11.4	12.0	15.5	NA	16.9	NA	16.1	16.1
Manganese	mg/L	0.77	2.6	NA	1.1	NA	1.4	0.86	3.5	3.6	4.3	NA	4.0	NA	4.1	3.2
Potassium	mg/L	5.5	5.1	NA	5.6	NA	5.4	6.1	5.0	5.0	5.3	NA	5.4	NA	5.9	5.4
Sodium	mg/L	6.7	6.1	NA	7.8	NA	7.6	10.9	6.9	7.8	8.2	NA	9.2	NA	10.6	9.2
Sulfide	mg/L	< 0.022	< 0.011	NA	< 0.011	NA	< 0.022	< 0.022	< 0.022	< 0.022	< 0.022	NA	< 0.022	NA	< 0.022	< 0.011

Table 8
Summary of Pilot Study Groundwater Analytical Data
Georgia Power Company
Plant Hammond - Ash Pond 1
Floyd County, GA

	Sample Location	PT-13	PT-13	PT-13	PT-13	PT-13	PT-14	PT-14	PT-14	PT-14	PT-14	PT-14	PT-14	PT-14	PT-14	PT-14
	Sample Date	10/01/2024	10/08/2024	10/15/2024	11/04/2024	12/02/2024	05/02/2024	05/15/2024	08/01/2024	08/08/2024	08/13/2024	08/20/2024	09/05/2024	09/24/2024	10/01/2024	10/08/2024
ANALYTE	UNITS															
APPENDIX III																
Boron	mg/L	0.56	0.54	0.54	0.65	0.70	0.51	0.51	0.55	0.55	0.60	0.59	0.62	0.59	0.56	0.57
Calcium	mg/L	NA	114	NA	119	129	101	97.4	123	NA	136	NA	121	135	NA	116
Chloride	mg/L	NA	18.8	NA	18.5	18.6	7.9	10.5	17.8	NA	19.6	NA	19.1	19.6	NA	20.4
Fluoride	mg/L	NA	0.35	NA	0.32	0.37	0.43	0.26	0.22	NA	0.21	NA	0.27	0.28	NA	0.27
pH, Field	SU	6.63	6.65	6.66	6.70	6.82	6.83	6.78	6.84	6.95	7.03	6.75	6.99	6.69	6.73	6.87
Sulfate	mg/L	NA	254	NA	199	200	169	175	224	NA	239	NA	236	259	NA	249
TDS	mg/L	NA	562	NA	550	528	462	461	599	NA	621	NA	586	588	NA	557
APPENDIX IV																
Antimony	mg/L	NA	0.00066 J	NA	< 0.00054	< 0.00038	< 0.00054	< 0.00054	< 0.00054	NA	< 0.00054	NA	< 0.00054	< 0.00054	NA	< 0.00054
Arsenic	mg/L	0.0026 J	0.033	0.064	0.14	0.19	0.22	0.21	0.15	0.22	0.24	0.23	0.23	0.058	0.040	0.15
Barium	mg/L	NA	0.050	NA	0.050	0.047	0.037	0.038	0.045	NA	0.048	NA	0.048	0.050	NA	0.047
Beryllium	mg/L	NA	< 0.000094	NA	0.00011 J	0.000082 J	< 0.000094	0.00016 J	< 0.000094	NA	< 0.000094	NA	< 0.000094	< 0.000094	NA	0.00011 J
Cadmium	mg/L	NA	< 0.00010	NA	< 0.00010	0.000054 J	< 0.00010	< 0.00010	< 0.00010	NA	< 0.00010	NA	< 0.00010	< 0.00010	NA	< 0.00010
Chromium	mg/L	NA	< 0.0019	NA	< 0.0019	0.00039 J	< 0.0019	< 0.0019	< 0.0019	NA	< 0.0019	NA	< 0.0019	< 0.0019	NA	< 0.0019
Cobalt	mg/L	NA	0.025	NA	0.024	0.023	0.021	0.020	0.025	NA	0.028	NA	0.025	0.022	NA	0.023
Lead	mg/L	NA	< 0.00016	NA	< 0.00016	0.00011 J	< 0.00016	0.00046 J	< 0.00016	NA	< 0.00016	NA	< 0.00016	0.00038 J	NA	0.00026 J
Lithium	mg/L	NA	0.053	NA	0.058	0.058	0.055	0.051	0.049	NA	0.053	NA	0.049	0.049	NA	0.046
Mercury	mg/L	NA	< 0.00013	NA	< 0.00013	< 0.00013	< 0.00013	< 0.00013	< 0.00013	NA	< 0.00013	NA	< 0.00013	< 0.00013	NA	< 0.00013
Molybdenum	mg/L	NA	0.0043 J	NA	0.0072 J	0.0085 J	0.011	0.011	0.011	NA	0.014	NA	0.015	0.010	NA	0.015
Selenium	mg/L	NA	< 0.00096	NA	0.0011 J	0.0011 J	0.0014 J	< 0.00096	< 0.00096	NA	< 0.00096	NA	< 0.00096	< 0.00096	NA	< 0.00096
Thallium	mg/L	NA	< 0.00038	NA	< 0.00038	0.00023 J	< 0.00038	< 0.00038	< 0.00038	NA	< 0.00038	NA	< 0.00038	< 0.00038	NA	< 0.00038
Fluoride	mg/L	NA	0.35	NA	0.32	0.37	0.43	0.26	0.22	NA	0.21	NA	0.27	0.28	NA	0.27
Additional Parameters																
Bicarbonate Alkalinity as CaCO3	mg/L	NA	132	NA	147	145	121	121	153	NA	153	NA	156	142	NA	151
Carbonate Alkalinity as CaCO3	mg/L	NA	< 1.9	NA	< 5.0	< 5.0	< 5.0	< 5.0	< 5.0	NA	< 5.0	NA	< 5.0	< 1.9	NA	< 1.9
Total Alkalinity as CaCO3	mg/L	NA	132	NA	147	145	121	121	153	NA	153	NA	156	142	NA	151
Iron	mg/L	1.3	6.6	7.2	8.6	9.5	13.7	14.9	17.5	17.3	18.9	17.7	14.9	9.9	6.7	13.7
Ferrous (II) Iron	mg/L	NA	NA	NA	NA	NA	NA	NA	NA	NA	NA	NA	6.4	NA	NA	NA
Magnesium	mg/L	NA	16.2	NA	16.9	17.8	12.7	12.7	18.7	NA	21.0	NA	18.6	19.5	NA	18.5
Manganese	mg/L	NA	3.2	NA	2.9	3.0	3.1	3.1	3.4	NA	3.6	NA	3.0	3.4	NA	2.8
Potassium	mg/L	NA	5.7	NA	5.9	6.1	5.4	5.0	5.9	NA	6.4	NA	6.1	5.8	NA	6.1
Sodium	mg/L	NA	10.7	NA	11.3	10.1	6.7	6.7	8.8	NA	9.7	NA	9.6	10.3	NA	11.1
Sulfide	mg/L	NA	< 0.011	NA	< 0.022	< 0.022	< 0.022	< 0.022	< 0.022	NA	< 0.022	NA	< 0.022	< 0.011	NA	< 0.011

Table 8
Summary of Pilot Study Groundwater Analytical Data
Georgia Power Company
Plant Hammond - Ash Pond 1
Floyd County, GA

	Sample Location	PT-14	PT-14	PT-14	PT-15	PT-15	PT-15	PT-15	PT-15	PT-15	PT-15	PT-15	PT-15	PT-15	PT-15	PT-15
	Sample Date	10/15/2024	11/04/2024	12/02/2024	05/02/2024	05/15/2024	08/01/2024	08/09/2024	08/14/2024	08/20/2024	09/04/2024	09/24/2024	10/01/2024	10/08/2024	10/15/2024	11/04/2024
ANALYTE	UNITS															
APPENDIX III																
Boron	mg/L	0.59	0.66	0.74	0.75	0.76	0.63	0.60	0.63	0.63	0.69	0.64	0.63	0.60	0.62	0.74
Calcium	mg/L	NA	123	137	141	141	117	NA	123	NA	107	118	NA	109	NA	119
Chloride	mg/L	NA	15.2	17.8	11.8	12.6	14.4	NA	15.7	NA	15.2	14.5	NA	17.2	NA	16.0
Fluoride	mg/L	NA	0.25	0.31	0.55	0.35	0.29	NA	0.29	NA	0.36	0.31	NA	0.31	NA	0.28
pH, Field	SU	6.94	6.90	7.18	6.95	7.01	6.79	6.91	6.97	6.72	6.82	6.73	6.81	6.72	7.04	6.70
Sulfate	mg/L	NA	196	184	278	271	206	NA	212	NA	204	242	NA	245	NA	194
TDS	mg/L	NA	628	560	638	639	544	NA	548	NA	521	473	NA	509	NA	543
APPENDIX IV																
Antimony	mg/L	NA	< 0.00054	< 0.00038	< 0.00054	< 0.00054	< 0.00054	NA	< 0.00054	NA	< 0.00054	0.00065 J	NA	0.00061 J	NA	< 0.00054
Arsenic	mg/L	0.20	0.26	0.27	0.41	0.39	0.42	0.43	0.42	0.42	0.43	0.0097	0.0034 J	0.013	0.022	0.040
Barium	mg/L	NA	0.045	0.043	0.044	0.043	0.042	NA	0.044	NA	0.048	0.049	NA	0.051	NA	0.051
Beryllium	mg/L	NA	< 0.000094	0.000056 J	< 0.000094	< 0.000094	< 0.000094	NA	0.000096 J	NA	0.000099 J	< 0.000094	NA	0.00012 J	NA	< 0.000094
Cadmium	mg/L	NA	< 0.00010	< 0.000041	< 0.00010	< 0.00010	< 0.00010	NA	< 0.00010	NA	< 0.00010	0.00029 J	NA	0.00025 J	NA	0.00034 J
Chromium	mg/L	NA	< 0.0019	0.00036 J	< 0.0019	< 0.0019	< 0.0019	NA	< 0.0019	NA	< 0.0019	< 0.0019	NA	< 0.0019	NA	< 0.0019
Cobalt	mg/L	NA	0.023	0.024	0.052	0.059	0.056	NA	0.061	NA	0.079	0.012	NA	0.016	NA	0.019
Lead	mg/L	NA	< 0.00016	0.00015 J	< 0.00016	< 0.00016	< 0.00016	NA	< 0.00016	NA	< 0.00016	< 0.00016	NA	< 0.00016	NA	< 0.00016
Lithium	mg/L	NA	0.051	0.054	0.051	0.047	0.050	NA	0.052	NA	0.042	0.040	NA	0.038	NA	0.046
Mercury	mg/L	NA	< 0.00013	< 0.00013	< 0.00013	< 0.00013	< 0.00013	NA	< 0.00013	NA	< 0.00013	< 0.00013	NA	< 0.00013	NA	< 0.00013
Molybdenum	mg/L	NA	0.016	0.016	0.017	0.021	0.013	NA	0.013	NA	0.017	0.010	NA	0.011	NA	0.012
Selenium	mg/L	NA	0.0012 J	0.0010 J	< 0.00096	< 0.00096	< 0.00096	NA	< 0.00096	NA	< 0.00096	0.0038 J	NA	0.0029 J	NA	0.0020 J
Thallium	mg/L	NA	< 0.00038	< 0.00020	< 0.00038	< 0.00038	< 0.00038	NA	< 0.00038	NA	< 0.00038	0.00044 J	NA	0.00039 J	NA	0.00041 J
Fluoride	mg/L	NA	0.25	0.31	0.55	0.35	0.29	NA	0.29	NA	0.36	0.31	NA	0.31	NA	0.28
Additional Parameters																
Bicarbonate Alkalinity as CaCO3	mg/L	NA	148	149	124	134	129	NA	128	NA	149	81.7	NA	114	NA	140
Carbonate Alkalinity as CaCO3	mg/L	NA	< 5.0	< 5.0	< 5.0	< 5.0	< 5.0	NA	< 5.0	NA	< 5.0	< 1.9	NA	< 1.9	NA	< 5.0
Total Alkalinity as CaCO3	mg/L	NA	148	149	124	134	129	NA	128	NA	149	81.7	NA	114	NA	140
Iron	mg/L	14.4	13.5	14.2	9.7	9.2	13.4	14.5	12.8	13.3	7.4	0.15	0.12	0.95	1.2	1.1
Ferrous (II) Iron	mg/L	NA	NA	NA	NA	NA	NA	NA	NA	NA	2	NA	NA	NA	NA	NA
Magnesium	mg/L	NA	17.6	18.9	15.6	16.1	14.5	NA	15.3	NA	13.1	12.3	NA	13.4	NA	14.2
Manganese	mg/L	NA	2.8	2.9	5.6	5.7	5.4	NA	5.5	NA	4.9	2.3	NA	2.5	NA	2.9
Potassium	mg/L	NA	5.8	6.1	5.2	5.3	5.4	NA	5.3	NA	5.0	5.1	NA	5.3	NA	5.3
Sodium	mg/L	NA	8.7	8.0	6.8	8.1	7.7	NA	8.1	NA	7.9	7.7	NA	9.2	NA	8.8
Sulfide	mg/L	NA	< 0.022	< 0.022	< 0.022	< 0.022	< 0.022	NA	< 0.022	NA	< 0.022	< 0.011	NA	< 0.011	NA	< 0.022

Table 8
Summary of Pilot Study Groundwater Analytical Data
Georgia Power Company
Plant Hammond - Ash Pond 1
Floyd County, GA

	Sample Location	PT-15	MW-53	MW-54
	Sample Date	12/02/2024	08/12/2024	08/12/2024
ANALYTE	UNITS			
APPENDIX III				
Boron	mg/L	0.86	8.8	8.8
Calcium	mg/L	129	NA	NA
Chloride	mg/L	17.4	NA	NA
Fluoride	mg/L	0.37	NA	NA
pH, Field	SU	6.76	6.75	6.61
Sulfate	mg/L	175	NA	NA
TDS	mg/L	497	NA	NA
APPENDIX IV				
Antimony	mg/L	0.00063 J	NA	NA
Arsenic	mg/L	0.024	NA	0.0077
Barium	mg/L	0.051	NA	NA
Beryllium	mg/L	0.000062 J	NA	NA
Cadmium	mg/L	0.00025 J	NA	NA
Chromium	mg/L	0.00026 J	NA	NA
Cobalt	mg/L	0.025	NA	NA
Lead	mg/L	< 0.000076	NA	NA
Lithium	mg/L	0.041	NA	NA
Mercury	mg/L	< 0.00013	NA	NA
Molybdenum	mg/L	0.015	< 0.00062	NA
Selenium	mg/L	0.0017 J	NA	NA
Thallium	mg/L	0.00044 J	NA	NA
Fluoride	mg/L	0.37	NA	NA
Additional Parameters				
Bicarbonate Alkalinity as CaCO3	mg/L	141	< 5.0	< 5.0
Carbonate Alkalinity as CaCO3	mg/L	< 5.0	< 5.0	< 5.0
Total Alkalinity as CaCO3	mg/L	141	< 5.0	< 5.0
Iron	mg/L	0.38	0.13	0.11
Ferrous (II) Iron	mg/L	NA	NA	NA
Magnesium	mg/L	14.6	40.2	37.8
Manganese	mg/L	2.4	8.8	8.6
Potassium	mg/L	6.1	6.9	6.4
Sodium	mg/L	9.3	17.1	15.8
Sulfide	mg/L	< 0.022	< 0.022	< 0.022

FIGURES

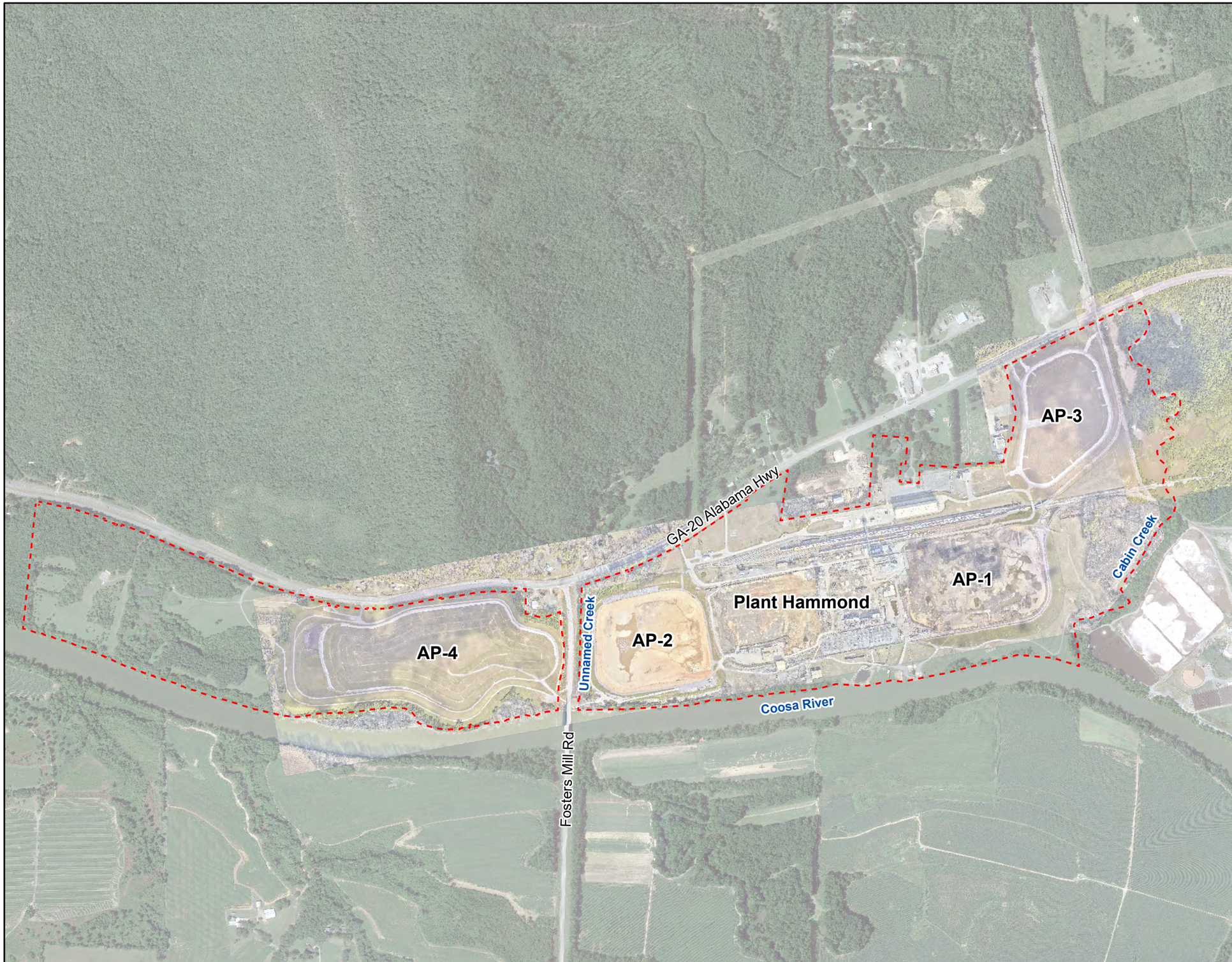

N

LEGEND

Plant Hammond Property Boundary

Note:
1. Aerial photograph source: Google Earth Pro August 2019 and Georgia Power Company, January and June 2024.

0 500 1,000 2,000

SCALE IN FEET

SITE LOCATION MAP

GEORGIA POWER COMPANY
PLANT HAMMOND AP-1
ROME, FLOYD COUNTY, GEORGIA

Prepared For: Georgia Power

Prepared By: Geosyntec consultants

KENNESAW, GA | JANUARY 2025

FIGURE 1

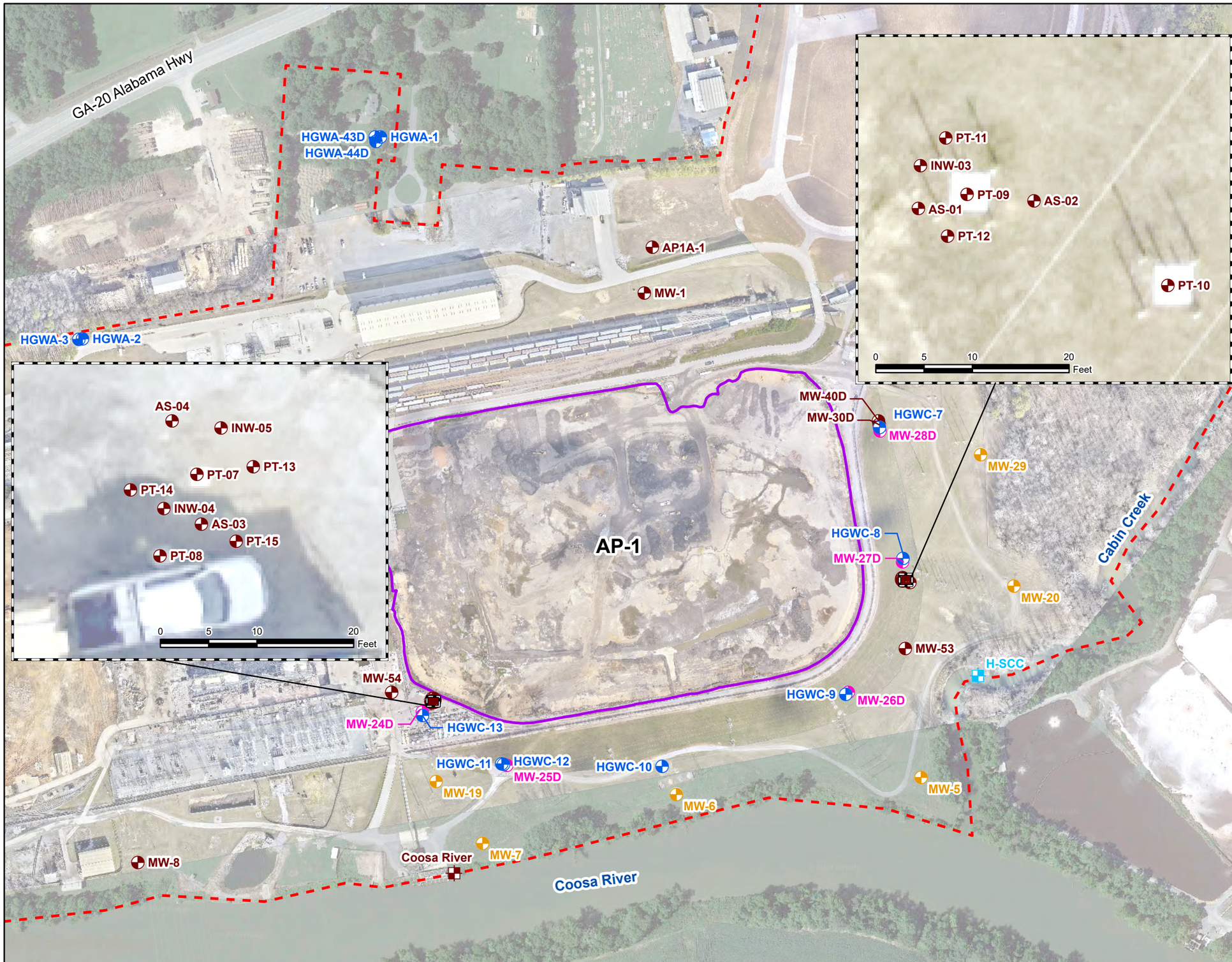

N

LEGEND

- Detection Monitoring Well
- Horizontal Assessment Monitoring Well
- Vertical Assessment Monitoring Well
- Piezometer
- Surface Water Level Gauge Point
- Surface Water Sample Point
- Approximate AP-1 Boundary
- Plant Hammond Property Boundary

Notes:
1. Piezometers AS-01, AS-02, AS-03, AS-04, INW-03, INW-04, INW-05, PT-07, PT-08, PT-09, PT-10, PT-11, PT-12, PT-13, PT-14, PT-15, MW-53 and MW-54 were installed in support of an Assessment of Corrective Measures pre-design investigation and are not included in the monitoring well network.
2. Surface water sampling point H+0.25 is located approximately 2,000 feet west (downstream) of the Coosa River surface water level gauge point. Surface water sampling point H-SCC NBR is located approximately 3,300 feet to the north (upstream) of H-SCC along Cabin Creek.
3. Aerial photograph source: Google Earth Pro, August 2019 and Georgia Power Company, January and June 2024.

0 150 300 600

SCALE IN FEET

MONITORING WELL NETWORK AND SAMPLING LOCATION MAP

GEORGIA POWER COMPANY
PLANT HAMMOND AP-1
ROME, FLOYD COUNTY, GEORGIA

Prepared For: Georgia Power

Prepared By: Geosyntec consultants

KENNESAW, GA | JANUARY 2025

FIGURE 2

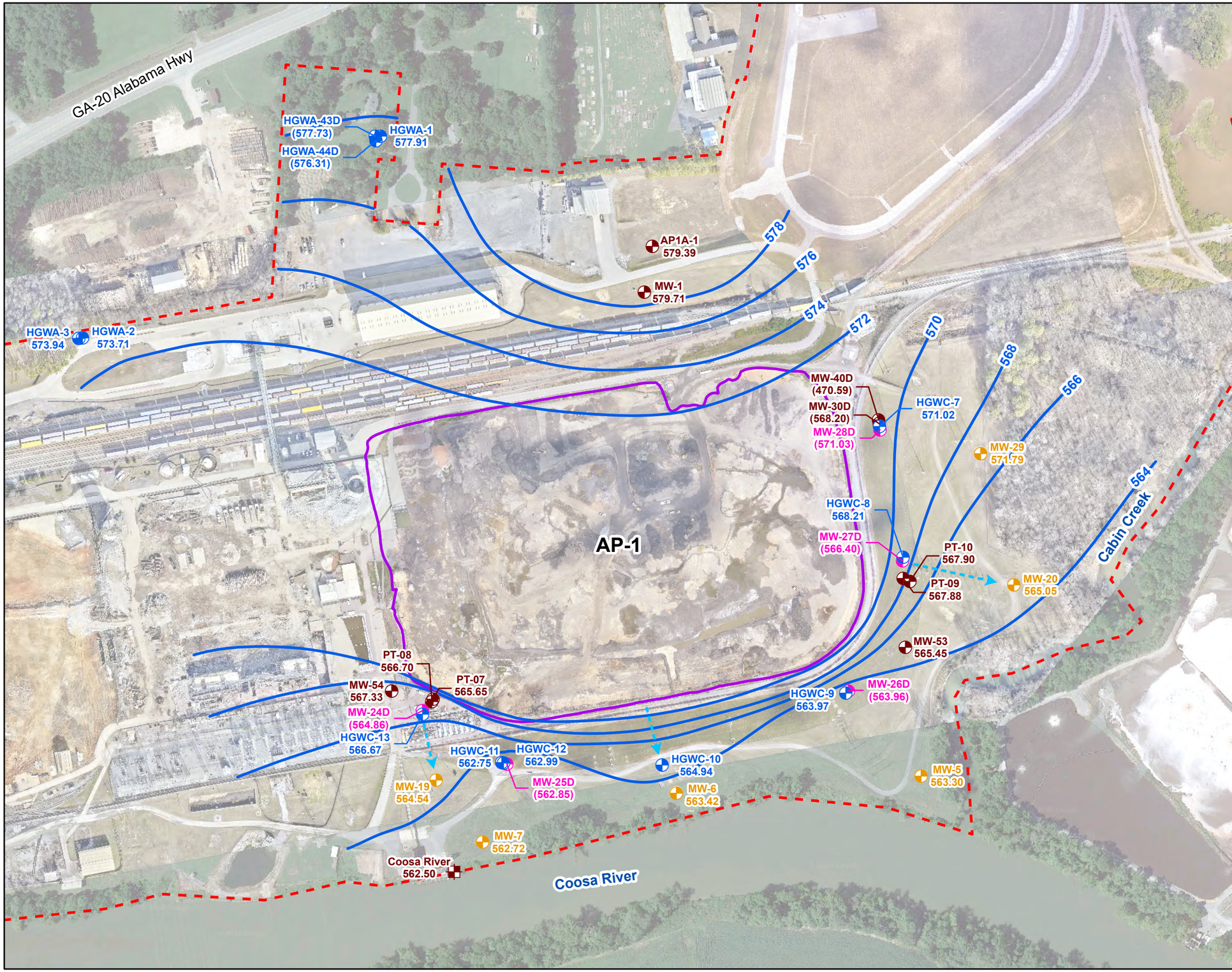

N

LEGEND

- Detection Monitoring Well
- Horizontal Assessment Monitoring Well
- Vertical Assessment Monitoring Well
- Piezometer
- Surface Water Level Gauge Point
- Groundwater Elevation Contour
- Approximate Groundwater Flow Direction
- Approximate AP-1 Boundary
- Plant Hammond Property Boundary

GEORGIA REGISTERED No. PE036510 PROFESSIONAL ENGINEER WHITNEY B. LAW

Notes:
1. Water level elevation recorded on February 12, 2024. Elevation provided in feet (ft) referenced to the North American Vertical Datum of 1988 (NAVD 88).
2. Groundwater elevations in parentheses were not used to make the groundwater contours because these wells are screened at a different elevation in the formation/aquifer.
3. Aerial photograph source: Google Earth Pro, August 2019 and Georgia Power Company, January and June 2024.

0 150 300 600

SCALE IN FEET

POTENTIOMETRIC SURFACE CONTOUR MAP - FEBRUARY 2024

GEORGIA POWER COMPANY
PLANT HAMMOND AP-1
ROME, FLOYD COUNTY, GEORGIA

Prepared For: Georgia Power

Prepared By: Geosyntec consultants

KENNESAW, GA | JANUARY 2025

FIGURE 3

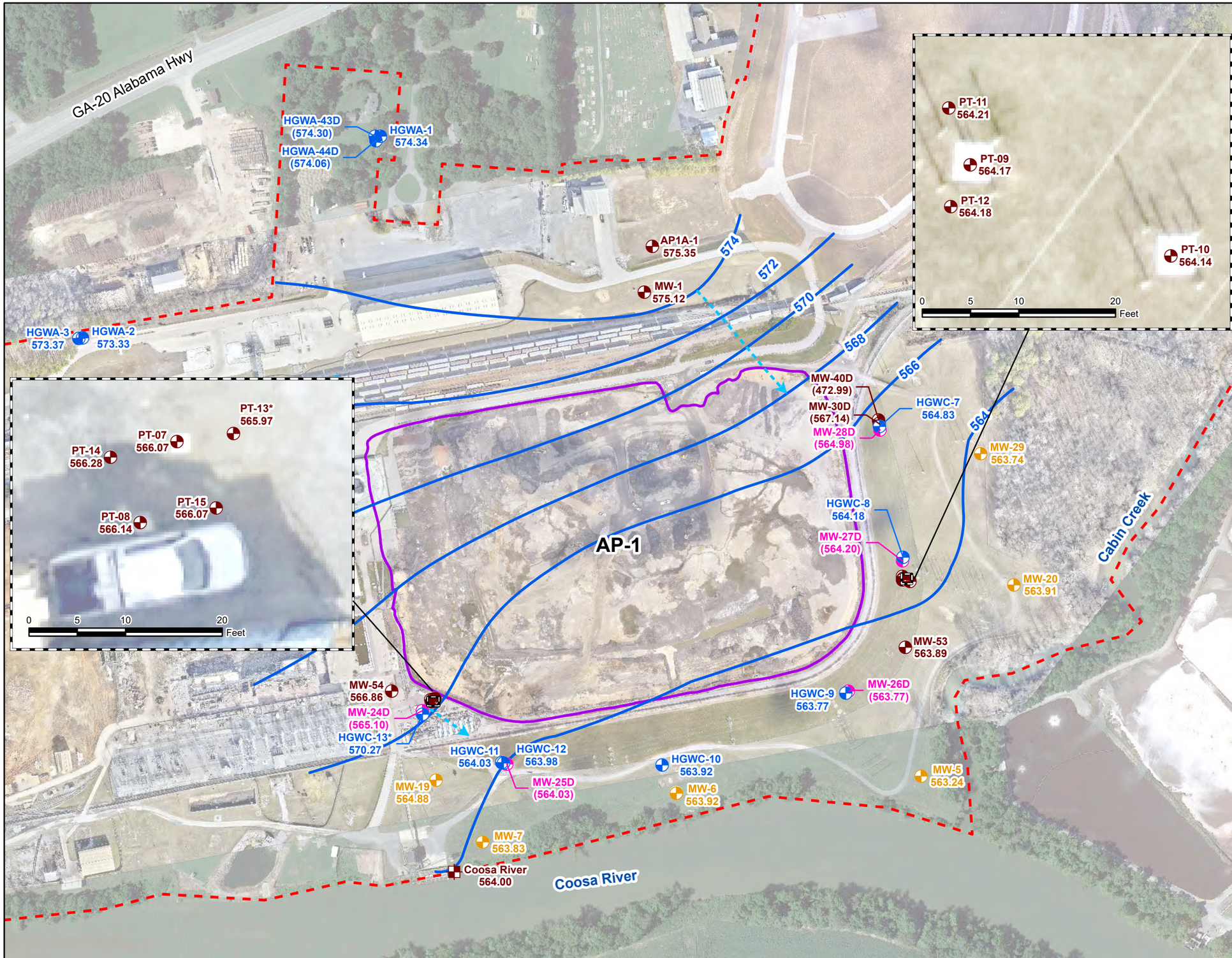

N

LEGEND

- Detection Monitoring Well
- Horizontal Assessment Monitoring Well
- Vertical Assessment Monitoring Well
- Piezometer
- Surface Water Level Gauge Point
- Groundwater Elevation Contour
- Approximate Groundwater Flow Direction
- Approximate AP-1 Boundary
- Plant Hammond Property Boundary

GEORGIA REGISTERED No. PE036540 PROFESSIONAL ENGINEER WHITNEY B. LAW

Notes:
1. Water level elevation recorded on August 5, 2024. Elevation provided in feet (ft) referenced to the North American Vertical Datum of 1988 (NAVD 88).
2. Groundwater elevations in parentheses were not used to make the groundwater contours because these wells are screened at a different elevation in the formation/aquifer.
3. Wells marked with an * were not used to make groundwater contours due to potential erroneous readings.
4. Aerial photograph source: Google Earth Pro, August 2019 and Georgia Power Company, January and June 2024.

0 150 300 600

SCALE IN FEET

POTENTIOMETRIC SURFACE CONTOUR MAP - AUGUST 2024

GEORGIA POWER COMPANY
PLANT HAMMOND AP-1
ROME, FLOYD COUNTY, GEORGIA

Prepared For: Georgia Power

Prepared By: Geosyntec consultants

KENNESAW, GA | JANUARY 2025

FIGURE 4

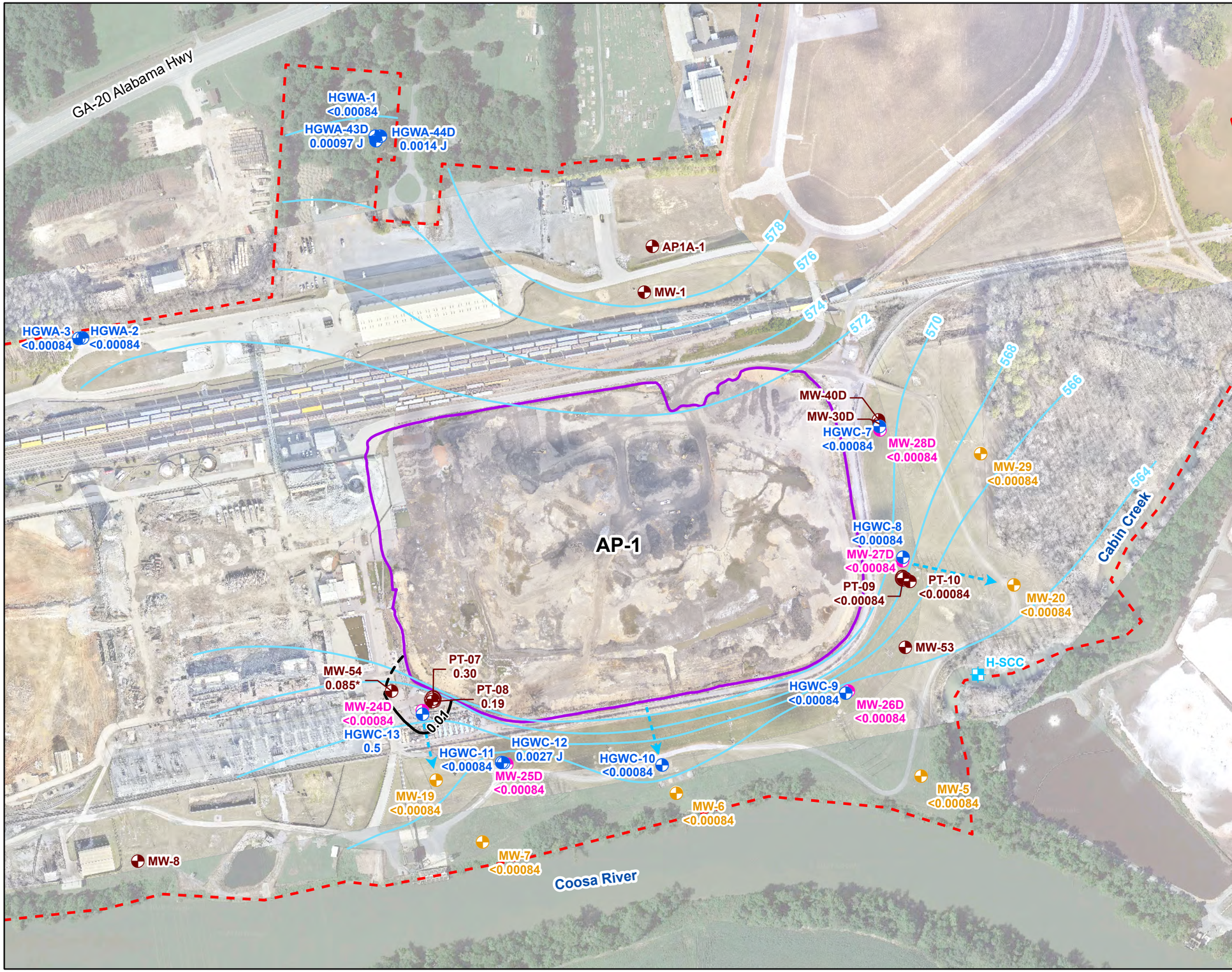

N

LEGEND

- Detection Monitoring Well
- Horizontal Assessment Monitoring Well
- Vertical Assessment Monitoring Well
- Piezometer
- Surface Water Sample Point
- GWPS Arsenic Iso-Concentration Contour (mg/L) (dashed where inferred)
- Groundwater Elevation Contour
- Approximate Groundwater Flow Direction
- Approximate AP-1 Boundary
- Plant Hammond Property Boundary

Notes:
1. Concentration data from groundwater samples collected during the February 2024 semiannual monitoring event. Data reported for wells screened deeper in the aquifer were not used to generate the iso-concentration contour (HGWA-43D, HGWA-44D, MW-24D, MW-25D, MW-26D, MW-27D, MW-28D). Concentrations are reported in mg/L.
2. Water level elevation recorded on February 12, 2024. Elevation provided in feet (ft) referenced to the North American Vertical Datum (NAVD) 88.
3. The Groundwater Protection Standard (GWPS) for arsenic is 0.01 mg/L.
4. Piezometers may be sampled as needed for constituent specific site characterization.
5. *Analytical result is from the August 2023 semiannual monitoring event.
6. J - The result is an estimated concentration. "J" qualifiers are applied by the laboratory when the concentration reported is above the method detection limit, but below the laboratory reporting limit.
7. Aerial photograph source: Google Earth Pro, August 2019 and Georgia Power Company, January and June 2024.

0 150 300 600

SCALE IN FEET

ISO-CONCENTRATION MAP
ARSENIC - FEBRUARY 2024

GEORGIA POWER COMPANY
PLANT HAMMOND AP-1
ROME, FLOYD COUNTY, GEORGIA

Prepared For: Georgia Power

Prepared By: Geosyntec consultants

KENNESAW, GA | JANUARY 2025

FIGURE 5

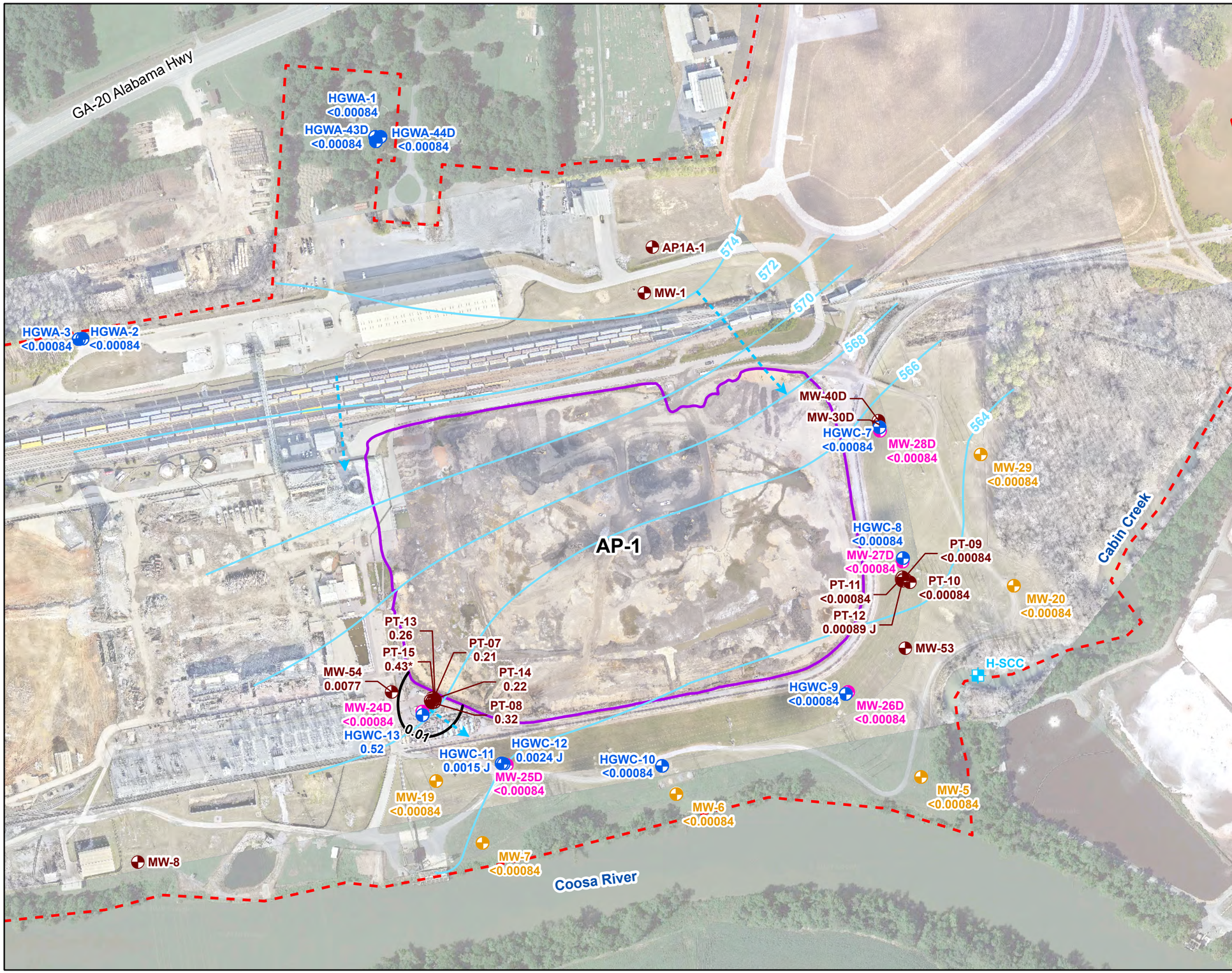

N

LEGEND

- Detection Monitoring Well
- Horizontal Assessment Monitoring Well
- Vertical Assessment Monitoring Well
- Piezometer
- Surface Water Sample Point
- GWPS Arsenic Iso-Concentration Contour (mg/L)
- Groundwater Elevation Contour
- Approximate Groundwater Flow Direction
- Approximate AP-1 Boundary
- Plant Hammond Property Boundary

Notes:
1. Concentration data from groundwater samples collected during the August 2024 semiannual monitoring event. Data reported for wells screened deeper in the aquifer were not used to generate the iso-concentration contour (HGWA-43D, HGWA-44D, MW-24D, MW-25D, MW-26D, MW-27D, MW-28D). Concentrations are reported in mg/L.
2. Water level elevation recorded on August 5, 2024. Elevation provided in feet (ft) referenced to the North American Vertical Datum (NAVD) 88.
3. The Groundwater Protection Standard (GWPS) for arsenic is 0.01 mg/L.
4. Piezometers may be sampled as needed for constituent specific site characterization.
5. J - The result is an estimated concentration. "J" qualifiers are applied by the laboratory when the concentration reported is above the method detection limit, but below the laboratory reporting limit.
6. Aerial photograph source: Google Earth Pro, August 2019 and Georgia Power Company, January and June 2024.

0 150 300 600

SCALE IN FEET

ISO-CONCENTRATION MAP
ARSENIC - AUGUST 2024

GEORGIA POWER COMPANY
PLANT HAMMOND AP-1
ROME, FLOYD COUNTY, GEORGIA

Prepared For: Georgia Power

Prepared By: Geosyntec consultants

KENNESAW, GA | JANUARY 2025

FIGURE 6

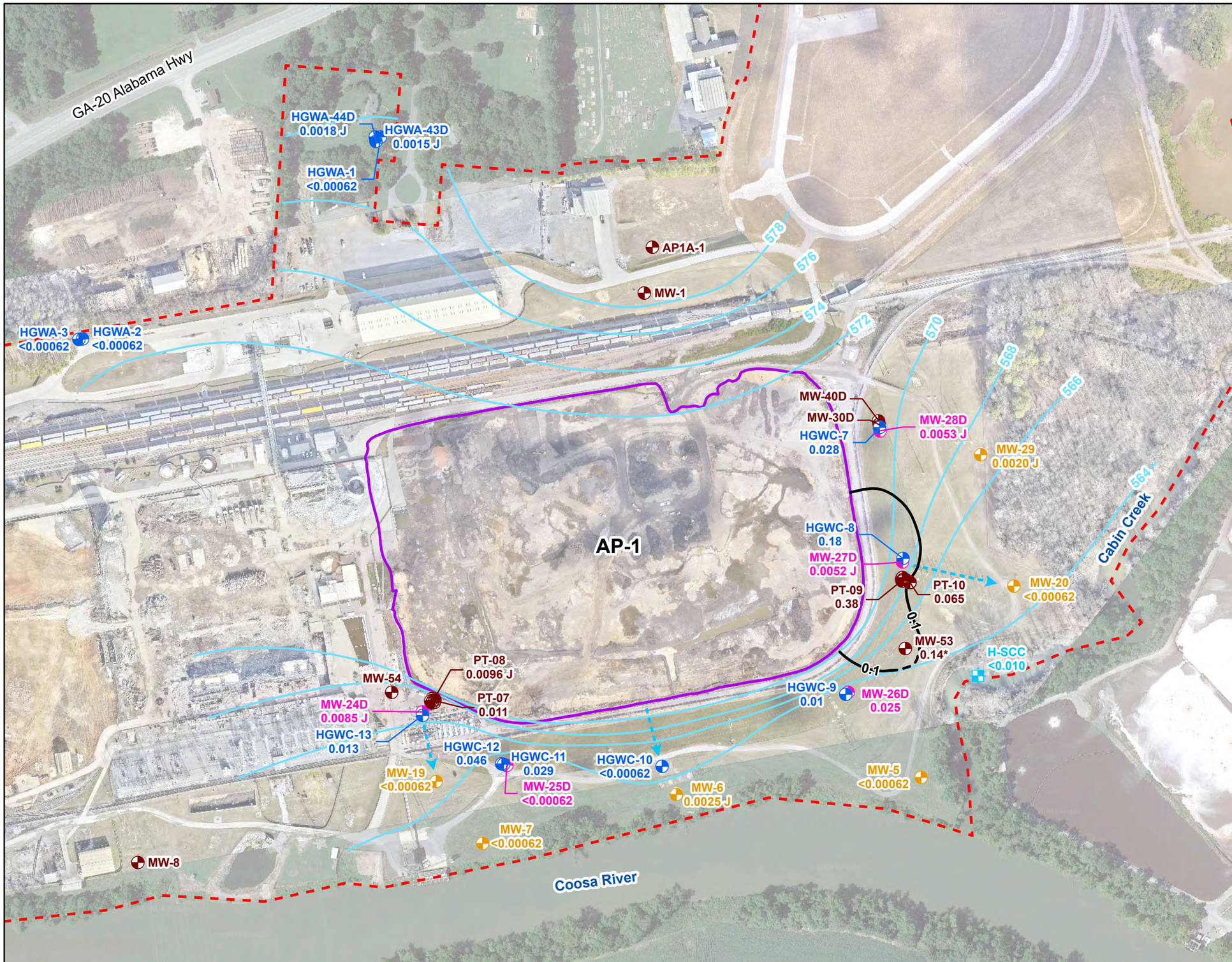

N

LEGEND

- Detection Monitoring Well
- Horizontal Assessment Monitoring Well
- Vertical Assessment Monitoring Well
- Piezometer
- Surface Water Sample Point
- GWPS Molybdenum Iso-Concentration Contour (mg/L) (dashed where inferred)
- Groundwater Elevation Contour
- Approximate Groundwater Flow Direction
- Approximate AP-1 Boundary
- Plant Hammond Property Boundary

Notes:
1. Concentration data from groundwater samples collected during the February 2024 semiannual monitoring event. Data reported for wells screened deeper in the aquifer were not used to generate the iso-concentration contour (HGWA-43D, HGWA-44D, MW-24D, MW-25D, MW-26D, MW-27D, MW-28D). Concentrations are reported in mg/L.
2. Water level elevation recorded on February 12, 2024. Elevation provided in feet (ft) referenced to the North American Vertical Datum (NAVD) 88.
3. The Groundwater Protection Standard (GWPS) for molybdenum is 0.1 mg/L.
4. Piezometers may be sampled as needed for constituent specific site characterization.
5. *Analytical result is from the August 2023 semiannual monitoring event.
6. J - The result is an estimated concentration. "J" qualifiers are applied by the laboratory when the concentration reported is above the method detection limit, but below the laboratory reporting limit.
7. Aerial photograph source: Google Earth Pro, August 2019 and Georgia Power Company, January and June 2024.

0 150 300 600

SCALE IN FEET

ISO-CONCENTRATION MAP
MOLYBDENUM - FEBRUARY 2024

GEORGIA POWER COMPANY
PLANT HAMMOND AP-1
ROME, FLOYD COUNTY, GEORGIA

Prepared For: Georgia Power

Prepared By: Geosyntec consultants

KENNESAW, GA | JANUARY 2025

FIGURE 7

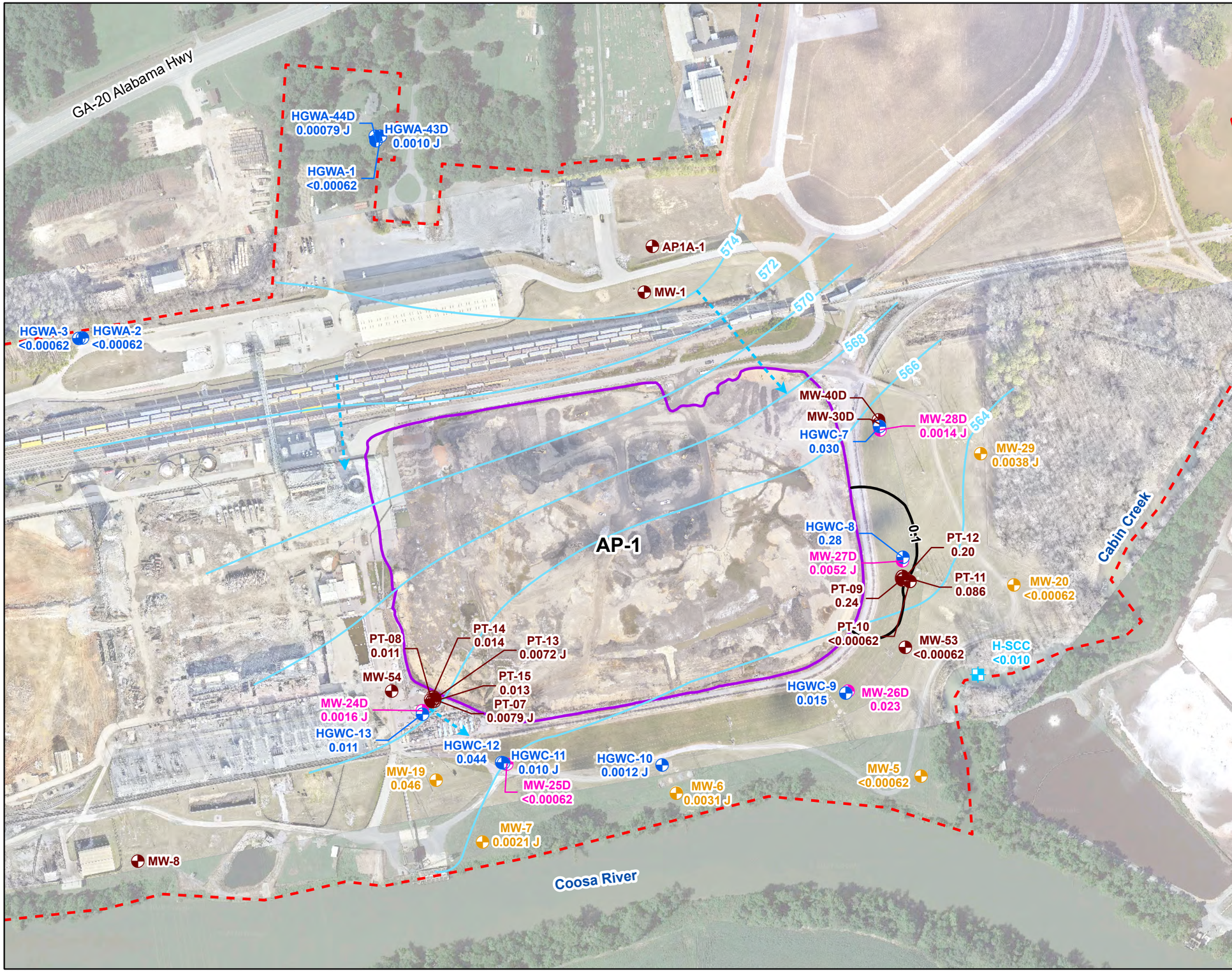

N

LEGEND

- Detection Monitoring Well
- Horizontal Assessment Monitoring Well
- Vertical Assessment Monitoring Well
- Piezometer
- Surface Water Sample Point
- GWPS Molybdenum Iso-Concentration Contour (mg/L)
- Groundwater Elevation Contour
- Approximate Groundwater Flow Direction
- Approximate AP-1 Boundary
- Plant Hammond Property Boundary

Notes:
1. Concentration data from groundwater samples collected during the August 2024 semiannual monitoring event. Data reported for wells screened deeper in the aquifer were not used to generate the iso-concentration contour (HGWA-43D, HGWA-44D, MW-24D, MW-25D, MW-26D, MW-27D, MW-28D). Concentrations are reported in mg/L.
2. Water level elevation recorded on August 5, 2024. Elevation provided in feet (ft) referenced to the North American Vertical Datum (NAVD) 88.
3. The Groundwater Protection Standard (GWPS) for molybdenum is 0.1 mg/L.
4. Piezometers may be sampled as needed for constituent specific site characterization.
5. J - The result is an estimated concentration. "J" qualifiers are applied by the laboratory when the concentration reported is above the method detection limit, but below the laboratory reporting limit.
6. Aerial photograph source: Google Earth Pro, August 2019 and Georgia Power Company, January and June 2024.

0 150 300 600

SCALE IN FEET

ISO-CONCENTRATION MAP
MOLYBDENUM - AUGUST 2024

GEORGIA POWER COMPANY
PLANT HAMMOND AP-1
ROME, FLOYD COUNTY, GEORGIA

Prepared For: Georgia Power

Prepared By: Geosyntec consultants

KENNESAW, GA | JANUARY 2025

FIGURE 8

APPENDIX A

Well Design, Installation, and Development Report – Addendum No. 6

Prepared for

Georgia Power Company
241 Ralph McGill Blvd NE
Atlanta, Georgia 30308

WELL DESIGN, INSTALLATION, AND DEVELOPMENT REPORT - ADDENDUM No. 6

PLANT HAMMOND ASH POND 1 (AP-1)

Prepared by

Geosyntec consultants

engineers | scientists | innovators

1255 Roberts Boulevard, Suite 200
Kennesaw, Georgia 30144

Project Number GW6581E

August 2024

CERTIFICATION PAGE

I hereby certify that this *Well Design, Installation, and Development Report – Addendum No. 6, Plant Hammond Ash Pond 1 (AP-1)* has been prepared by, or under the direct supervision of, a Qualified Groundwater Scientist with Geosyntec Consultants, Inc. and is in compliance with the United States Environmental Protection Agency Coal Combustion Residual Rule [40 Code of Federal Regulations 257 Subpart D], specifically §257.91(e)(1), and the Georgia Environmental Protection Division Rules for Solid Waste Management 391-3-4-.10.

According to 391-3-4-.01, a Qualified Groundwater Scientist is "a professional engineer or geologist registered to practice in Georgia who has received a baccalaureate or post-graduate degree in the natural sciences or engineering and has sufficient training and experience in groundwater hydrology and related fields that enable individuals to make sound professional judgments regarding groundwater monitoring, contaminant fate and transport, and corrective action."

Christine Hug P.G.
Georgia Professional Geologist No. 002221
Project Manager
Geosyntec Consultants

August 23, 2024
Date

TABLE OF CONTENTS

1. INTRODUCTION 1

2. DRILLING AND WELL INSTALLATION 2
   2.1 Drilling Method 2
   2.2 Screened Interval 2
   2.3 Well Casings and Screens 2
   2.4 Well Intake Design 3
   2.5 Filter Pack 3
   2.6 Annular Seal 4
   2.7 Cap and Protective Casing 4

3. WELL DEVELOPMENT 4

4. SURVEY 5

5. REFERENCES 6

LIST OF TABLES

Table 1 Summary of Well Construction Details

LIST OF FIGURES

Figure 1 Groundwater Monitoring Network Map

LIST OF APPENDICES

Appendix A Well Driller Performance Bonds
Appendix B Boring and Well Construction Logs
Appendix C Well Development and Equipment Calibration Forms
Appendix D Certified Well Survey Data

LIST OF ACRONYMS

ACM	Assessment of Corrective Measures
AP	Ash Pond
ASTM	American Society for Testing and Materials
CCR	coal combustion residual
CFR	Code of Federal Regulations
DO	dissolved oxygen
GA EPD	Georgia Environmental Protection Division
Georgia Power	Georgia Power Company
Geosyntec	Geosyntec Consultants, Inc.
NAD	North America Datum
NAVD	North American Vertical Datum
NSF	National Sanitation Foundation
ORP	oxygen reduction potential
PG	professional geologist
PVC	polyvinyl chloride
SCS	Southern Company Services
TOC	top of casing
US EPA	United States Environmental Protection Agency

1. INTRODUCTION

This report provides details regarding the design, installation, and development of twelve piezometers[1] (AS-01, AS-02, AS-03, AS-04, INW-03, INW-04, INW-05, PT-11, PT-12, PT-13, PT-14, and PT-15) to supplement the current groundwater monitoring system at Georgia Power Company (Georgia Power) Plant Hammond (Site) Ash Pond 1 (AP-1). The report was prepared as an addendum to previously submitted well design, installation, development and decommissioning reports issued for the Site (ERM, 2017; Geosyntec 2019, 2020a, 2020b, 2020c, and 2023), and meets the requirements promulgated in the United States Environmental Protection Agency (US EPA) coal combustion residual (CCR) rule [40 Code of Federal Regulations (CFR) Part 257, Subpart D], specifically 40 CFR §257.91(e)(1) and Georgia Environmental Protection Division (GA EPD) Rules for Solid Waste Management 391-3-4-.10.

Plant Hammond is located in Floyd County, approximately 10 miles west of Rome, Georgia. The physical address of the plant is 5963 Alabama Highway, Rome, Georgia, 30165. The current groundwater monitoring system at AP-1 includes a network of detection monitoring wells, assessment monitoring wells, and piezometers. The locations of these wells and piezometers are shown on **Figure 1**.

Wells AS-01, AS-02, AS-03, and AS-04 were installed as air sparge points for the supplemental pilot study in support of the Assessment of Corrective Measures (ACM) Program. Wells INW-03, INW-04, and INW-05 were installed as injection points, and wells PT-11, PT-12, PT-13, PT-14, and PT-15 were installed to specifically monitor the performance of the supplemental pilot study injections in support of the ACM program.

[1] For the purposes of this report, unless otherwise specified, the term “well” will be used interchangeably with “piezometer”.

2. DRILLING AND WELL INSTALLATION

Well installation and development activities were performed according to accepted industry standards and following guidelines within the Manual for Groundwater Monitoring (GA EPD, 1991). Well drilling, installation, and surface completion activities were performed by Cascade Drilling, Inc. of Midland, North Carolina. In accordance with the Georgia Water Well Standards Act, the driller was required to have an insurance bond on file with the State of Georgia at the time of drilling. A copy of this bond is provided in **Appendix A**. A geologist under the supervision of a professional geologist (PG) registered to practice in the State of Georgia, both of whom are employed with Geosyntec Consultants (Geosyntec), documented the drilling and installation efforts to record observations, soil and rock descriptions, subsurface stratigraphy, water elevations, and other field activities. Geosyntec was also responsible for the development of the newly installed wells.

The locations of the new piezometers are shown on **Figure 1**. Well construction details are provided in **Table 1**; boring and well construction logs are included in **Appendix B**.

2.1 Drilling Method

The boreholes were advanced using rotosonic drilling techniques with continuous core collection. A Terra Sonic compact crawler size track mounted rig with a 6-inch sonic drill rod was used to install the wells. Care was taken so that the drilling methods did not introduce contamination of the groundwater from surface activities. Drilling equipment was cleaned prior to mobilizing to the site.

2.2 Screened Interval

Details regarding the well screened intervals are provided in **Table 1**. The wells are screened in the uppermost water bearing unit of the Site. Screened elevations across the new wells range from approximately 560.75 to 542.97 feet (referenced to the North American Vertical Datum of 1988). Performance monitoring and injection (PT and INW) wells were constructed with a 10 foot well screen segment. Air sparge (AS) wells were installed with a 2 foot well screen.

2.3 Well Casings and Screens

The wells were constructed of 2-inch inner diameter Schedule 40 polyvinyl chloride (PVC) casing with flush-threaded fittings. Performance monitoring and injection wells

were installed with a 10-foot nominal length pre-packed dual-wall well screen with 0.010-inch slots, air sparge wells were installed with a 2-foot nominal length well screen with 0.010-inch slots. The casing and pre-packed screens arrived pre-cleaned and packaged by the manufacturer. The pre-packed well screens were constructed onsite by packing sand between slotted PVC and the well screen. Well construction materials are sufficiently durable to resist chemical and physical degradation and do not interfere with the quality of groundwater samples. Casing and screen are flush-threaded. Solvent or glue was not used to construct the wells. A threaded bottom cap was attached to the bottom of each well screen. The PVC products used were American Society for Testing and Materials (ASTM) and National Sanitation Foundation (NSF) rated. Well screen interval details are provided in **Table 1**.

2.4 Well Intake Design

The wells were designed and constructed to: (1) allow sufficient groundwater flow to the well for sampling (for performance monitoring and injection wells); (2) minimize the passage of formation materials (turbidity) into the well; and (3) ensure sufficient structural integrity to prevent collapse of the well. The annular space between the face of the formation and the screens was filled to minimize passage of formation materials into the well. A filter pack of clean, well-rounded, quartz sand was installed in each well. The 0.010-inch slot size was selected to minimize the inflow of formation material without impairing influent groundwater flow.

2.5 Filter Pack

Highly Pure Quartzite silica sand filter pack was used as the appropriate gradation for the wells. The filter pack material meets the ASTM D5092 uniformity coefficient specification of 2.5 or less, with a uniformity coefficient of 1.6.

Filter pack material was placed within the pre-packed dual-wall well screens and in the annular space between the outside of the pre-pack screen and borehole wall to ensure an adequate thickness of filter pack material between the wells and the formation. Placement of the filter pack between the borehole wall and PVC was placed via gravity-pouring. Filter pack material placed in the annular space outside of the well screens extended a minimum of 2 feet above the top of screens. No bridging occurred during filter pack placement at any of the well locations.

Upon placement of the filter pack, the wells were pumped with a submersible pump to assure settlement of the filter pack. The top of filter pack depth was measured following

pumping to ensure appropriate extension of filter sand above the screens. The depth of top of filter pack was measured and recorded on the well construction logs provided in **Appendix B**.

2.6 Annular Seal

A minimum of two feet of bentonite chips (un-coated 3/8-inch and 1/2-inch bentonite pellets) were placed immediately above the filter pack by gravity-pouring into the annular space and hydrated per manufacture's specifications. A tremie pipe was used to probe the annular space to ensure that no bridging occurred. The bentonite was hydrated with potable water for a duration meeting the manufacture's specifications prior to grouting the remaining annulus.

The annulus above the bentonite seal was grouted with a bentonite grout placed via tremie pipe and direct pour methods from the top of the bentonite seal. During grouting, care was taken to assure that the bentonite seal was not disturbed by locating the base of the tremie pipe approximately 2 feet above the bentonite seal and injecting grout at low pressure/velocity. A cement apron 2-feet by 2-feet by 4-inches was poured around flush mount casings at all locations. A metal survey pin was placed on the front side of the concrete pad, several inches from the well vault. The pads were mounded slightly outward to direct surface drainage away from the wells.

2.7 Cap and Protective Casing

All wells were installed with flush-mounted well vaults and watertight flush-mounted well covers. The wells were clearly marked with the proper well identification number on a secured aluminum well tag on the manhole covers.

Construction details are documented on the well construction logs provided in **Appendix B**.

3. WELL DEVELOPMENT

The wells were developed using a combination of surging and pumping to (1) restore the natural hydraulic conductivity of the formation, and (2) to remove fine-grained sediment to ensure low-turbidity groundwater samples. The wells were alternately surged and purged until visually clear of particulates. Turbidity, pH, temperature, conductivity, oxidation-reduction potential (ORP), and dissolved oxygen (DO) measurements were

recorded to ensure that each well was fully developed. The well development and calibration field forms are included in **Appendix C**.

4. SURVEY

Upon completion of the well installations, select horizontal locations and vertical elevations were surveyed by a Georgia-licensed surveyor. The top of the PVC well casing [top of casing (TOC) elevation] and the survey pin installed at the well pads were surveyed to within 0.5-foot horizontal accuracy and to 0.01-foot vertical accuracy. The horizontal location (i.e., northings and eastings) was recorded in feet relative to the North America Datum of 1983 (NAD) with the vertical elevation recorded in feet relative to the North American Vertical Datum of 1988 (NAVD 88). Certified survey data are provided in the well construction table (**Table 1**). A copy of the certified well survey data for the new wells are provided in **Appendix D**.

5. REFERENCES

Environmental Resources Management (ERM), 2017. *Well Design, Installation, Development, and Decommissioning Report – Plant Hammond Ash Ponds 1 and 2*. October 2017.

Georgia Environmental Protection Division (GA EPD), Georgia Department of Natural Resources, 1991. *Manual for Groundwater Monitoring*. September 1991.

Geosyntec Consultants, 2019. Well Design, Installation and Development Report – Addendum, Plant Hammond Ash Ponds 1 and 2 (AP-1 and AP-2). June 2019.

Geosyntec Consultants, 2020a. Well Design, Installation and Development Report – Addendum No 2, Plant Hammond Ash Pond 1 (AP-1). January 2020.

Geosyntec Consultants, 2020b. Well Design, Installation and Development Report – Addendum No 3, Plant Hammond Ash Pond 1 (AP-1). July 2020.

Geosyntec Consultants, 2020c. Well Design, Installation and Development Report – Addendum No 4, Plant Hammond Ash Pond 1 (AP-1). November 2020.

Geosyntec Consultants, 2023. Well Design, Installation and Development Report – Addendum No 5, Plant Hammond Ash Pond 1 (AP-1). October 2023.

United States Environmental Protection Agency. 2015a. Federal Register. Volume 80. No. 74. Friday April 17, 2015. Part II. Environmental Protection Agency. 40 CFR Parts 257 and 261. Hazardous and Solid Waste Management System; Disposal of Coal Combustion Residuals from Electric Utilities; Final Rule. [EPA-HQ-RCRA–2009–0640; FRL–9919–44–OSWER]. RIN–2050–AE81, April 2015

TABLE

Table 1
Summary of Well Construction Details
Plant Hammond AP-1, Floyd County, Georgia

Well ID	Purpose	Well Completion	Geological Formation	Installation Date	Northing (1)	Easting (1)	Ground Surface Elevation (1) (ft)	Top of Casing Elevation (1) (ft)	Top of Screen Elevation (ft)	Bottom of Screen Elevation (ft)	Well Depth (ft bgs) (2)
AS-01	Piezometer	Flush Mount	Residual	5/7/2024	1549048.28	1942388.06	577.46	577.08	548.46	546.46	31.30
AS-02	Piezometer	Flush Mount	Residual	5/6/2024	1549049.08	1942400.03	577.14	576.72	547.14	545.14	32.30
AS-03	Piezometer	Flush Mount	Residual/Limestone	4/28/2024	1548670.10	1940933.87	591.98	591.60	545.98	543.98	48.30
AS-04	Piezometer	Flush Mount	Residual/Limestone	4/28/2024	1548680.80	1940930.83	591.97	591.50	544.97	542.97	49.30
INW-03	Piezometer	Flush Mount	Alluvium	5/6/2024	1549052.75	1942388.28	577.38	577.07	560.28	550.28	27.40
INW-04	Piezometer	Flush Mount	Alluvium	4/28/2024	1548671.73	1940929.98	592.01	591.58	557.01	547.01	45.30
INW-05	Piezometer	Flush Mount	Alluvium	4/28/2024	1548680.07	1940935.89	591.81	591.31	556.81	546.81	45.30
PT-11	Piezometer	Flush Mount	Alluvium	5/7/2024	1549055.61	1942390.89	577.35	576.96	560.75	550.75	26.90
PT-12	Piezometer	Flush Mount	Alluvium	5/7/2024	1549045.43	1942391.10	577.34	576.84	560.34	550.34	27.30
PT-13	Piezometer	Flush Mount	Residual	4/28/2024	1548676.04	1940939.23	591.88	591.47	556.88	546.88	45.30
PT-14	Piezometer	Flush Mount	Alluvium	4/28/2024	1548673.63	1940926.52	592.06	591.62	557.06	547.06	45.30
PT-15	Piezometer	Flush Mount	Alluvium	4/28/2024	1548668.35	1940937.45	591.90	591.37	556.90	546.90	45.30

Notes:
ft = feet
ft bgs = feet below ground surface.
(1) Coordinates in North American Datum (NAD) 1983, State Plane, Georgia-West, feet. Elevations referenced to the North American Vertical Datum of 1988 (NAVD88). Survey data was certified by GEL Solutions July 1, 2024.
(2) Total well depth accounts for 0.3 ft sump.

FIGURE

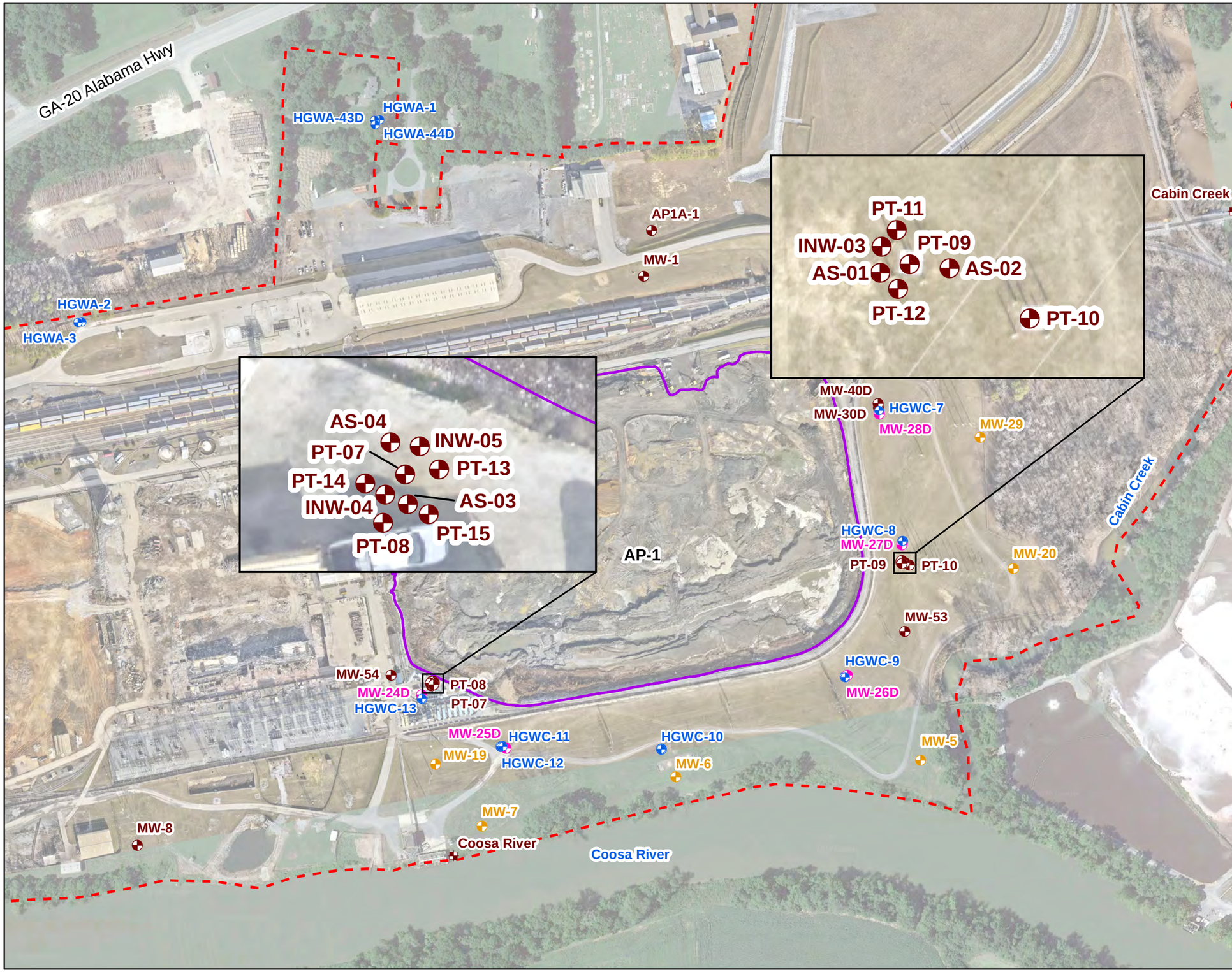

N

LEGEND

- Detection Monitoring Well
- Horizontal Assessment Monitoring Well
- Vertical Assessment Monitoring Well
- Piezometer
- Surface Water Level Gauge Point
- Approximate AP-1 Boundary
- Plant Hammond Property Boundary

Notes:

1. Piezometers INW-03, INW-04, INW-05, AS-01 through AS-04, and PT-7 through PT-15 were installed in support of an Assesment of Corrective Measures (ACM) geochemical injections pilot study and are not included in the routine semiannual sampling of the monitoring well network.
2. Aerial photograph source: Google Earth Pro, August 2019, and Georgia Power Company, January 2024.

0 150 300 600

SCALE IN FEET

GROUNDWATER MONITORING NETWORK MAP

GEORGIA POWER COMPANY
PLANT HAMMOND AP-1
ROME, FLOYD COUNTY, GEORGIA

Prepared For: Georgia Power

Prepared By: Geosyntec consultants

KENNESAW, GA | AUGUST 2024

FIGURE 1

APPENDIX A

Well Driller Performance Bonds

CONTINUATION
CERTIFICATE

Atlantic Specialty Insurance Company , Surety upon

a certain Bond No. 800033976

dated effective September 27, 2017
(MONTH-DAY-YEAR)

on behalf of Ricky Davis / Cascade Drilling, L.P.
(PRINCIPAL)

and in favor of Department of Natural Resources, State of Georgia
(OBLIGEE)

does hereby continue said bond in force for the further period

beginning on June 30, 2023
(MONTH-DAY-YEAR)

and ending on June 30, 2025
(MONTH-DAY-YEAR)

Amount of bond Thirty Thousand and 00/100 Dollars ($30,000.00)

Description of bond Performance Bond for Water Well Contractors

Premium:

PROVIDED: That this continuation certificate does not create a new obligation and is executed upon the express condition and provision that the Surety's liability under said bond and this and all Continuation Certificates issued in connection therewith shall not be cumulative and that the said Surety's aggregate liability under said bond and this and all such Continuation Certificates on account of all defaults committed during the period (regardless of the number of years) said bond had been and shall be in force, shall not in any event exceed the amount of said bond as hereinbefore set forth.

Signed and dated on April 13, 2023
(MONTH-DAY-YEAR)

Atlantic Specialty Insurance Company

By

ATTORNEY-IN-FACT Carlos A. Albelo

Power of Attorney

KNOW ALL MEN BY THESE PRESENTS, that ATLANTIC SPECIALTY INSURANCE COMPANY, a New York corporation with its principal office in Plymouth, Minnesota, does hereby constitute and appoint: **Megan Sivley, Melissa Haddick, Sandra Parker, Orlando Aguirre, Stacy Killebrew, Carlos A. Albelo**, each individually if there be more than one named, its true and lawful Attorney-in-Fact, to make, execute, seal and deliver, for and on its behalf as surety, any and all bonds, recognizances, contracts of indemnity, and all other writings obligatory in the nature thereof; provided that no bond or undertaking executed under this authority shall exceed in amount the sum of: **unlimited** and the execution of such bonds, recognizances, contracts of indemnity, and all other writings obligatory in the nature thereof in pursuance of these presents, shall be as binding upon said Company as if they had been fully signed by an authorized officer of the Company and sealed with the Company seal. This Power of Attorney is made and executed by authority of the following resolutions adopted by the Board of Directors of ATLANTIC SPECIALTY INSURANCE COMPANY on the twenty-fifth day of September, 2012:

Resolved: That the President, any Senior Vice President or Vice-President (each an "Authorized Officer") may execute for and in behalf of the Company any and all bonds, recognizances, contracts of indemnity, and all other writings obligatory in the nature thereof, and affix the seal of the Company thereto; and that the Authorized Officer may appoint and authorize an Attorney-in-Fact to execute on behalf of the Company any and all such instruments and to affix the Company seal thereto; and that the Authorized Officer may at any time remove any such Attorney-in-Fact and revoke all power and authority given to any such Attorney-in-Fact.

Resolved: That the Attorney-in-Fact may be given full power and authority to execute for and in the name and on behalf of the Company any and all bonds, recognizances, contracts of indemnity, and all other writings obligatory in the nature thereof, and any such instrument executed by any such Attorney-in-Fact shall be as binding upon the Company as if signed and sealed by an Authorized Officer and, further, the Attorney-in-Fact is hereby authorized to verify any affidavit required to be attached to bonds, recognizances, contracts of indemnity, and all other writings obligatory in the nature thereof.

This power of attorney is signed and sealed by facsimile under the authority of the following Resolution adopted by the Board of Directors of ATLANTIC SPECIALTY INSURANCE COMPANY on the twenty-fifth day of September, 2012:

Resolved: That the signature of an Authorized Officer, the signature of the Secretary or the Assistant Secretary, and the Company seal may be affixed by facsimile to any power of attorney or to any certificate relating thereto appointing an Attorney-in-Fact for purposes only of executing and sealing any bond, undertaking, recognizance or other written obligation in the nature thereof, and any such signature and seal where so used, being hereby adopted by the Company as the original signature of such officer and the original seal of the Company, to be valid and binding upon the Company with the same force and effect as though manually affixed.

IN WITNESS WHEREOF, ATLANTIC SPECIALTY INSURANCE COMPANY has caused these presents to be signed by an Authorized Officer and the seal of the Company to be affixed this first day of January, 2023.

ATLANTIC SPECIALTY INSURANCE COMPANY CORPORATE SEAL 1986 NEW YORK

By _____
Sarah A. Kolar, General Counsel

STATE OF MINNESOTA
HENNEPIN COUNTY

On this first day of January, 2023, before me personally came Sarah A. Kolar, General Counsel of ATLANTIC SPECIALTY INSURANCE COMPANY, to me personally known to be the individual and officer described in and who executed the preceding instrument, and she acknowledged the execution of the same, and being by me duly sworn, that she is the said officer of the Company aforesaid, and that the seal affixed to the preceding instrument is the seal of said Company and that the said seal and the signature as such officer was duly affixed and subscribed to the said instrument by the authority and at the direction of the Company.

ALISON DWAN NASH-TROUT
NOTARY PUBLIC - MINNESOTA
My Commission Expires
January 31, 2026

_____
Notary Public

I, the undersigned, Secretary of ATLANTIC SPECIALTY INSURANCE COMPANY, a New York Corporation, do hereby certify that the foregoing power of attorney is in full force and has not been revoked, and the resolutions set forth above are now in force.

Signed and sealed. Dated 13th day of April, 2023.

ATLANTIC SPECIALTY INSURANCE COMPANY CORPORATE SEAL 1986 NEW YORK

This Power of Attorney expires
January 31, 2025

_____
Kara Barrow, Secretary

Please direct bond verifications to surety@intactinsurance.com

APPENDIX B

Boring and Well Construction Logs

Geosyntec consultants

engineers | scientists | innovators

AS-01

CLIENT Southern Company Services
PROJECT NAME Plant Hammond Well Installation
PROJECT NUMBER GW6581E
PROJECT LOCATION Plant Hammond
DATE STARTED 5/6/24 **COMPLETED** 5/7/24
NORTHING 1549048.28 ft **EASTING** 1942388.06 ft
DRILLER Cascade Drilling
GROUND ELEVATION 577.46 ft **BORING DIAMETER** 4x6 in
DRILLING METHOD Sonic
TOP OF CASING ELEVATION 577.08 ft
SAMPLING METHOD Sonic Core
GEOPHYSICAL CONTRACTOR ---
RIG TYPE Terrasonic Compact Crawler
LOGGED BY T. Kessler **CHECKED BY** C. Hug

DEPTH (ft)	ELEVATION (ft)	REMARKS	GRAPHIC LOG	MATERIAL DESCRIPTION
0				SILTY CLAY, yellowish-brown, trace fine sand, trace angular fine gravel, medium to low plasticity, abundant organics from 0-1 foot bgs, trace black mottling with trace light gray throughout, moist.
	575			
5				
	570			
10				
	565			
15				
	560			SANDY CLAY, light gray, firm, subrounded to subangular medium to fine sand, some angular to subangular medium gravel, medium to low plasticity, moist.
20				SILTY SAND, brownish yellow, subrounded to subangular fine to coarse sand, some subrounded to rounded medium gravel.
	555			SAND, very pale brown, subrounded to subangular medium to fine sand, some subrounded to rounded gravel, wet.
25				SILTY SAND, brownish yellow, subrounded to subangular fine to coarse sand, some subrounded to rounded medium gravel, moist. From 24.7 ft: Black staining.
	550			SANDY CLAY, light yellowish-brown, soft, somesubangular to subrounded fine gravel, trace fine sand, low plasticity, wet.
30		Rock encountered.		No recovery (27.7 to 30 ft). LIMESTONE, medium gray, hard, wet.
	545			
35				

CONSTRUCTION DIAGRAM

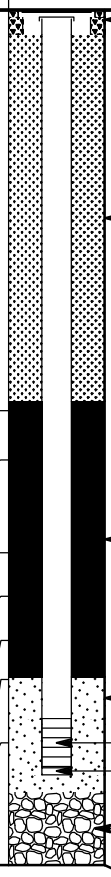

Bottom of borehole at 35.0 feet below ground surface (ft bgs).

Geosyntec consultants

engineers | scientists | innovators

AS-02

CLIENT Southern Company Services
PROJECT NAME Plant Hammond Well Installation
PROJECT NUMBER GW6581E
PROJECT LOCATION Plant Hammond
DATE STARTED 4/29/24 **COMPLETED** 5/6/24
NORTHING 1549049.08 ft **EASTING** 1942400.03 ft
DRILLER Cascade Drilling
GROUND ELEVATION 577.14 ft **BORING DIAMETER** 4x6 in
DRILLING METHOD Sonic
TOP OF CASING ELEVATION 576.72 ft
SAMPLING METHOD Sonic Core
GEOPHYSICAL CONTRACTOR ---
RIG TYPE Terrasonic Compact Crawler
LOGGED BY T. Kessler **CHECKED BY** C. Hug

DEPTH (ft)	ELEVATION (ft)	REMARKS	GRAPHIC LOG	MATERIAL DESCRIPTION
0				SILTY CLAY, dark yellowish-brown, trace fine sand, trace angular fine gravel, medium plasticity, abundant organics from 0-1 foot bgs, moist. From 2 ft: Yellowish brown.
	575			
5				
	570	Drilling increases in difficulty; slow from 7-10 ft bgs.		
10				SILTY CLAY, dark yellowish brown, firm, trace sand, medium plasticity, trace light gray mottling throughout, moist.
	565			
15				
	560			SANDY CLAY, light gray, firm, medium to low plasticity, subrounded to subangular medium to fine sand, trace subangular medium gravel, moist.
20				CLAYEY SAND, light gray to brownish yellow, subrounded , medium sand, some rounded to subrounded gravel, medium plasticity clay, moist.
	555			SILTY SAND, brownish yellow, subrounded to rounded, medium to fine sand, some rounded medium gravel, trace rounded coarse gravel, wet.
25				
	550			SANDY CLAY, dark grayish brown, soft, fine sand, abundant angular rock fragments (limestone), low plasticity, wet.
				No recovery (28.5 to 30 ft).
30		Rock encountered at 32.85 ft bgs.		SANDY CLAY, dark grayish brown, soft, fine sand, abundant angular rock fragments (limestone), low plasticity, wet.
	545			LIMESTONE, medium dark gray, hard, dry.

Bottom of borehole at 32.9 feet below ground surface (ft bgs).



Geosyntec consultants

engineers | scientists | innovators

AS-03

CLIENT Southern Company Services
PROJECT NAME Plant Hammond Well Installation
PROJECT NUMBER GW6581E
PROJECT LOCATION Plant Hammond
DATE STARTED 4/27/24 **COMPLETED** 4/28/24
NORTHING 1548670.10 ft **EASTING** 1940933.87 ft
DRILLER Cascade Drilling
GROUND ELEVATION 591.98 ft **BORING DIAMETER** 4x6 in
DRILLING METHOD Sonic
TOP OF CASING ELEVATION 591.60 ft
SAMPLING METHOD Sonic Core
GEOPHYSICAL CONTRACTOR ---
RIG TYPE Terrasonic Compact Crawler
LOGGED BY T. Kessler **CHECKED BY** C. Hug

DEPTH (ft)	ELEVATION (ft)	REMARKS	GRAPHIC LOG	MATERIAL DESCRIPTION
0				SILTY SAND, light brownish gray, subrounded to angular, medium to fine sand, some angular medium to coarse gravel, dry.
	590			SANDY CLAY, light yellowish-brown, firm to hard, abundant fine sand, trace subrounded to subangular medium gravel, medium to low plasticity, moist.
5				No recovery (5.4 to 10 ft).
	585			
10		Easy drilling.		SILTY CLAY, dark grayish brown, firm, some angular medium to coarse sand from 10-13 ft bgs, trace fine sand from 10-15 ft bgs, medium plasticity, moist. From 11.2 ft: Abundant angular fine gravel to 12 ft bgs. From 12 ft: Trace subangular fine gravel to 18.2 ft bgs.
	580	Suspect collapse in core material down to 20 ft bgs.		
15				
	575			From 17 ft: Grades to very pale brown.
				No recovery (18 to 20 ft).
20				SILTY CLAY, yellow, firm, trace rounded fine gravel, medium plasticity, reddish yellow and light gray mottling throughout, moist.
	570			
25				From 25.8 ft: Trace fine sand to 30 ft bgs.
	565			From 27.8 ft: Trace subangular medium sand to 30 ft bgs.
30				SANDY CLAY, light yellowish brown, abundant fine sand, trace rounded fine gravel, low plasticity, moist to wet.
	560			
35				SILTY SAND, light yellowish brown, subrounded to angular medium to coarse sand, some rounded medium gravel, wet.
	555			
				No recovery (38.3 to 40 ft).
40				SILTY SAND, light yellowish brown, subrounded to angular medium to coarse sand, some rounded medium gravel, wet.
	550			SILTY CLAY, yellowish-brown, soft, trace fine sand, low plasticity, moist to wet.
45				
	545	Rock/hard drilling at 47.25 ft bgs.		LIMESTONE, medium gray, competent, abundant calcite crystals.
50				Bottom of borehole at 50.0 feet below ground surface (ft bgs).

CONSTRUCTION DIAGRAM



Geosyntec consultants

engineers | scientists | innovators

AS-04

CLIENT Southern Company Services
PROJECT NAME Plant Hammond Well Installation
PROJECT NUMBER GW6581E
PROJECT LOCATION Plant Hammond
DATE STARTED 4/28/24 **COMPLETED** 4/28/24
NORTHING 1548680.80 ft **EASTING** 1940930.83 ft
DRILLER Cascade Drilling
GROUND ELEVATION 591.97 ft **BORING DIAMETER** 4x6 in
DRILLING METHOD Sonic
TOP OF CASING ELEVATION 591.50 ft
SAMPLING METHOD Sonic Core
GEOPHYSICAL CONTRACTOR ---
RIG TYPE Terrasonic Compact Crawler
LOGGED BY T. Kessler **CHECKED BY** C. Hug

DEPTH (ft)	ELEVATION (ft)	REMARKS	GRAPHIC LOG	MATERIAL DESCRIPTION
0				SILTY SAND, light gray, fine, some medium to coarse subangular to angular sand, some angular gravel, dry.
	590			SANDY CLAY, very pale brown, firm, abundant fine sand and silt, trace rounded to subrounded medium gravel, low to medium plasticity, moist. From 4 ft: Yellowish-brown mottling to 7.7 ft bgs.
5				
	585			No recovery (7.7 to 10 ft).
10		Suspect fall in from 10-11 ft bgs.		SILTY SAND, light gray, fine, some medium to coarse subangular to angular sand, some angular gravel, dry.
	580			SILTY CLAY, very pale brown, soft to firm, trace fine sand, medium plasticity, moist. From 12 ft: Brownish yellow to 13 ft bgs. From 13.5 ft: Trace organic material.
15				
	575			
				No recovery (19.1 to 20 ft).
20				SILTY CLAY, very pale brown, soft to firm, trace fine sand, medium plasticity, moist.
	570			SILTY CLAY, reddish yellow, firm, some fine sands, medium plasticity, yellowish red and light gray mottling throughout, moist.
25				From 25 ft: Trace subangular fine to medium gravel to 30 ft bgs.
	565			
30				From 29.1 ft: Coarse angular silty sand to 29.3 ft bgs.
	560			SILTY SAND, brownish yellow, subrounded to subangular medium to fine sand, trace rounded to subrounded coarse gravel, wet.
35				No recovery (35 to 40 ft).
	555			
40				SILTY SAND, brownish yellow, subrounded to subangular medium to fine sand, some rounded medium gravel, wet.
	550			SILTY CLAY, brownish yellow, firm, trace fine sand, medium to low plasticity, moist.
45				
	545			SILTY CLAY, very dark brown, firm, medium plasticity, abundant weathered limestone fragments throughout, moist.
50				LIMESTONE, medium gray, hard, abundant calcite throughout, dry.

Bottom of borehole at 50.3 feet below ground surface (ft bgs).

CONSTRUCTION DIAGRAM



- Flush mount well cover set in concrete
- Approx. 47 gallon of Aquaguard Bentonite Grout
- Approx. 2 gallon of PelPlug Bentonite Uncoated 1/2" Pellets
- Approx. 7.5 gallon of Filtersil 20/40 Silica Sand
- 0.010 slot size 2" Screen
- 0.3 ft Sump
- Native Soil

Geosyntec consultants

engineers | scientists | innovators

INW-03

CLIENT Southern Company Services
PROJECT NAME Plant Hammond Well Installation
PROJECT NUMBER GW6581E
PROJECT LOCATION Plant Hammond
DATE STARTED 4/30/24 **COMPLETED** 5/6/24
NORTHING 1549052.75 ft **EASTING** 1942388.28 ft
DRILLER Cascade Drilling
GROUND ELEVATION 577.38 ft **BORING DIAMETER** 4x6 in
DRILLING METHOD Sonic
TOP OF CASING ELEVATION 577.07 ft
SAMPLING METHOD Sonic Core
GEOPHYSICAL CONTRACTOR ---
RIG TYPE Terrasonic Compact Crawler
LOGGED BY T. Kessler **CHECKED BY** C. Hug

DEPTH (ft)	ELEVATION (ft)	REMARKS	GRAPHIC LOG	MATERIAL DESCRIPTION
0		.		SILTY CLAY, yellowish-brown, trace fine sand, trace angular fine gravel, medium to low plasticity, abundant organics from 0-1 foot bgs, moist.
	575			
5				
	570			
10				SILTY CLAY, brownish yellow, firm, trace sand, medium plasticity, trace light gray mottling throughout, moist.
	565			
15				SANDY CLAY, light gray, firm, subrounded to subangular medium to fine sand, trace subangular medium gravel, medium to low plasticity, moist.
	560			SILTY SAND, brownish yellow, abundant subrounded to rounded medium to coarse sand, some subangular to rounded medium gravel, trace rounded coarse gravel.
20				SAND, very pale brown, subrounded to subangular medium to fine sand, trace rounded fine gravel, wet.
	555			From 24 ft: Black staining.
25				SANDY CLAY, light yellowish-brown, soft, fine sand, some fine subangular to rounded gravel, low plasticity, wet.
	550			No recovery (26.3 to 29.5 ft).

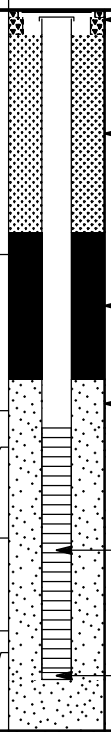

CONSTRUCTION DIAGRAM

- Flush mount well cover set in concrete
- Approx. 11 gallon of Aquaguard Bentonite Grout
- Approx. 2.5 gallon of PelPlug Bentonite Uncoated 3/8" Pellets
- Approx. 15 gallon of Filtersil 20/40 Silica Sand
- 0.010 slot size 2" Pre Pack, U-Pack Screen
- 0.3 ft Sump

Bottom of borehole at 29.5 feet below ground surface (ft bgs).

Geosyntec consultants

engineers | scientists | innovators

INW-04

CLIENT Southern Company Services
PROJECT NAME Plant Hammond Well Installation
PROJECT NUMBER GW6581E
PROJECT LOCATION Plant Hammond
DATE STARTED 4/26/24 **COMPLETED** 4/28/24
NORTHING 1548671.73 ft **EASTING** 1940929.98 ft
DRILLER Cascade Drilling
GROUND ELEVATION 592.01 ft **BORING DIAMETER** 4x6 in
DRILLING METHOD Sonic
TOP OF CASING ELEVATION 591.58 ft
SAMPLING METHOD Sonic Core
GEOPHYSICAL CONTRACTOR ---
RIG TYPE Terrasonic Compact Crawler
LOGGED BY T. Kessler **CHECKED BY** C. Hug

DEPTH (ft)	ELEVATION (ft)	REMARKS	GRAPHIC LOG	MATERIAL DESCRIPTION
0				SILTY SAND, dark grayish brown, angular medium to coarse sand, some coarse gravel, dry.
	590			SANDY CLAY, brownish yellow, firm, trace rounded medium gravel, medium to low plasticity, with organic matter (roots) from 6-6.2 ft bgs, moist.
5				From 6 ft: Grades to grayish brown.
	585			No recovery (7 to 10 ft).
10				SILTY SAND, yellowish-brown, some angular medium gravel, dry.
	580			SANDY CLAY, yellowish-brown, firm, medium to low plasticity, gray mottling throughout, moist.
15				SILTY CLAY, brownish yellow, firm, trace fine sand, medium plasticity, grades to pale brown, moist.
	575			No recovery (17.7 to 20 ft).
20				SILTY CLAY, yellow, firm, trace fine sand and rounded medium gravel, sandy with angular medium to coarse gravel from 20-21 ft bgs, medium plasticity, reddish yellow and light gray mottling throughout, moist.
	570			
25				
	565			
30		Easy drilling; no return on 6 inch.		From 30 ft: Becoming light gray.
	560			SANDY CLAY, yellow, firm, abundant fine sand, trace rounded gravel, low plasticity, moist to wet.
35				SILTY SAND, yellow, subrounded to subangular medium sand, some rounded medium to fine gravel, wet.
	555			No recovery (37 to 40 ft).
40				SILTY SAND, yellow, subrounded to subangular medium sand, some rounded medium to fine gravel, wet.
	550			SILTY CLAY, yellow, firm, trace fine sand, medium plasticity, moist to wet.
45				



Bottom of borehole at 46.4 feet below ground surface (ft bgs).

Geosyntec consultants

engineers | scientists | innovators

INW-05

CLIENT Southern Company Services
PROJECT NAME Plant Hammond Well Installation
PROJECT NUMBER GW6581E
PROJECT LOCATION Plant Hammond
DATE STARTED 4/27/24 **COMPLETED** 4/28/24
NORTHING 1548680.07 ft **EASTING** 1940935.89 ft
DRILLER Cascade Drilling
GROUND ELEVATION 591.81 ft **BORING DIAMETER** 4x6 in
DRILLING METHOD Sonic
TOP OF CASING ELEVATION 591.31 ft
SAMPLING METHOD Sonic Core
GEOPHYSICAL CONTRACTOR ---
RIG TYPE Terrasonic Compact Crawler
LOGGED BY T. Kessler **CHECKED BY** C. Hug

DEPTH (ft)	ELEVATION (ft)	REMARKS	GRAPHIC LOG	MATERIAL DESCRIPTION
0		Drill rig chatter from 0-3 ft bgs.		SILTY SAND, brown, subrounded to angular medium to fine sand, some angular medium to coarse gravel, trace rounded medium gravel, dry.
	590			SANDY CLAY, dark brown, firm, abundant fine sand, trace subrounded to subangular medium gravel, medium to low plasticity, moist.
5				No recovery (5.2 to 10 ft).
	585			
10				SANDY CLAY, dark brown, firm, abundant fine sand, trace subrounded to subangular medium gravel, medium to low plasticity, moist.
	580			SILTY SAND, brown, abundant subrounded to angular medium to fine sand, some angular medium to coarse gravel, trace rounded medium gravel, dry.
15				SILTY CLAY, brown to very pale brown, soft, trace fine sand, medium plasticity, dark yellowish brown mottling throughout, moist. From 13 ft: Trace subrounded fine gravel to 13.5 ft bgs.
	575			No recovery (17 to 20 ft).
20				SILTY CLAY, yellow, firm, abundant fine sand, trace subangular fine to medium gravel, medium plasticity, light gray mottling throughout, moist.
	570			
25				
	565			From 28.4 ft: Light gray, soft, with coarse sand and subrounded fine gravel to 29 ft bgs.
30				SILTY SAND, brownish yellow, subrounded to subangular medium to fine sand, trace subrounded fine gravel, wet.
	560			SILTY SAND, brownish yellow, rounded to subangular coarse sand, trace medium sand, wet.
35				SILTY CLAY, brownish yellow, soft, trace coarse sand, medium plasticity, wet.
	555			
40				No recovery (39 to 40 ft). SILTY CLAY, brownish yellow, trace fine sand, medium to low plasticity, wet to moist.
	550			
45				



Bottom of borehole at 46.3 feet below ground surface (ft bgs).

Geosyntec consultants

engineers | scientists | innovators

PT-11

CLIENT Southern Company Services
PROJECT NAME Plant Hammond Well Installation
PROJECT NUMBER GW6581E
PROJECT LOCATION Plant Hammond
DATE STARTED 4/30/24 **COMPLETED** 5/7/24
NORTHING 1549055.61 ft **EASTING** 1942390.89 ft
DRILLER Cascade Drilling
GROUND ELEVATION 577.35 ft **BORING DIAMETER** 4x6 in
DRILLING METHOD Sonic
TOP OF CASING ELEVATION 576.96 ft
SAMPLING METHOD Sonic Core
GEOPHYSICAL CONTRACTOR ---
RIG TYPE Terrasonic Compact Crawler
LOGGED BY T. Kessler **CHECKED BY** C. Hug

DEPTH (ft)	ELEVATION (ft)	REMARKS	GRAPHIC LOG	MATERIAL DESCRIPTION
0		0		SILTY CLAY, yellowish-brown, trace fine sand, trace angular fine gravel, medium to low plasticity, abundant organics from 0-1 foot bgs, moist.
	575			
5				
	570			
10				SILTY CLAY, brownish yellow, firm, trace sand, medium plasticity, trace light gray mottling throughout, moist.
	565			
15				SANDY CLAY, light gray, firm, subrounded to subangular medium to fine sand, trace subangular medium gravel, medium to low plasticity, moist.
	560			SILTY SAND, brownish yellow, subrounded to rounded, fine to coarse sand, some subangular to rounded medium gravel, trace rounded coarse gravel, moist.
20				
	555			SAND, very pale brown, subrounded to subangular medium to fine sand, trace rounded fine gravel, wet.
25				SANDY CLAY, brownish yellow, soft, abundant subangular to rounded fine gravel, trace fine sand, low plasticity, wet.
	550			No recovery (27 to 28 ft).

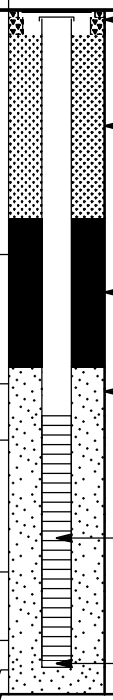

Bottom of borehole at 28.0 feet below ground surface (ft bgs).

Geosyntec consultants

engineers | scientists | innovators

PT-12

CLIENT Southern Company Services
PROJECT NAME Plant Hammond Well Installation
PROJECT NUMBER GW6581E
PROJECT LOCATION Plant Hammond
DATE STARTED 5/1/24 **COMPLETED** 5/7/24
NORTHING 1549045.43 ft **EASTING** 1942391.10 ft
DRILLER Cascade Drilling
GROUND ELEVATION 577.34 ft **BORING DIAMETER** 4x6 in
DRILLING METHOD Sonic
TOP OF CASING ELEVATION 576.84 ft
SAMPLING METHOD Sonic Core
GEOPHYSICAL CONTRACTOR ---
RIG TYPE Terrasonic Compact Crawler
LOGGED BY T. Kessler **CHECKED BY** C. Hug

DEPTH (ft)	ELEVATION (ft)	REMARKS	GRAPHIC LOG	MATERIAL DESCRIPTION
0		Lots of rig chatter, increasing vibration; hard drilling.		SILTY CLAY, yellowish-brown, trace fine sand, trace angular fine gravel, medium to low plasticity, abundant organics from 0-1 foot bgs, trace black mottling from 0-5 ft bgs, moist.
	575			
5				From 5 ft: Trace light gray mottling to 10 ft bgs.
	570			
10				
	565			
15				
	560			SANDY CLAY, light gray, firm, subrounded to subangular medium to fine sand, trace subangular medium gravel, medium to low plasticity, moist.
20				SILTY SAND, brownish yellow, abundant subrounded to subangular fine to coarse sand, some subangular to rounded medium gravel, trace rounded coarse gravel, moist to wet.
	555			SAND, very pale brown, subrounded to subangular medium to fine sand, some rounded fine gravel, wet.
25				SILTY SAND, brownish yellow, subrounded to subangular fine to coarse sand, some subangular to rounded medium gravel, trace rounded coarse gravel, moist.
	550			SANDY CLAY, light yellowish-brown, soft, abundant subangular to rounded fine gravel, trace fine sand, low plasticity, wet. From 25 ft: Dark brown mottling to 27 ft bgs.
30				

Bottom of borehole at 30.0 feet below ground surface (ft bgs).

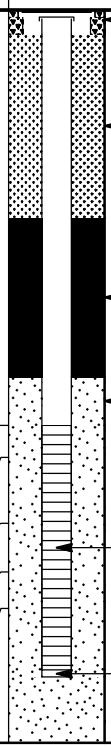

Geosyntec consultants

engineers | scientists | innovators

PT-13

CLIENT Southern Company Services
PROJECT NAME Plant Hammond Well Installation
PROJECT NUMBER GW6581E
PROJECT LOCATION Plant Hammond
DATE STARTED 4/25/24 **COMPLETED** 4/28/24
NORTHING 1548676.04 ft **EASTING** 1940939.23 ft
DRILLER Cascade Drilling
GROUND ELEVATION 591.88 ft **BORING DIAMETER** 4x6 in
DRILLING METHOD Sonic
TOP OF CASING ELEVATION 591.47 ft
SAMPLING METHOD Sonic Core
GEOPHYSICAL CONTRACTOR ---
RIG TYPE Terrasonic Compact Crawler
LOGGED BY T. Kessler **CHECKED BY** C. Hug

DEPTH (ft)	ELEVATION (ft)	REMARKS	MATERIAL DESCRIPTION
0		Very easy drilling from 10-30 ft bgs.	SANDY CLAY, gray, abundant angular to rounded coarse gravel, abundant fine sand and silt, medium to low plasticity, wet.
	590		CLAY, light brown, firm, trace rounded fine gravel, trace subrounded to subangular medium sand, trace silt, medium to low plasticity, dark reddish-brown mottling throughout, dry.
5			
	585		
10			SILTY SAND, pinkish gray, subrounded to subangular medium to coarse sand, some angular fine gravel, wet.
	580		CLAY, light brownish gray, firm, trace sand and fine silt, medium plasticity, moist.
15			No recovery (14 to 20 ft).
	575		
20			CLAY, light brownish gray, firm, trace sand and fine silt, medium plasticity, moist.
	570		CLAY, yellowish-brown, firm, trace fine sand and silt, medium plasticity, abundant light gray and red mottling throughout, moist.
25			From 26 ft: Some subrounded medium sand, subrounded fine gravel, dry to moist.
	565	Drilling water observed daylighting around well pad to PT-07.	
30			SILTY SAND, yellowish-brown, some subrounded to rounded fine to coarse gravel, wet.
	560		
35			From 36 ft: Trace white mottling to 37 ft bgs.
	555		SILTY CLAY, yellowish-brown, trace fine sand, medium plasticity, moist.
40		Daylighting observed above has stopped from 40-46 ft bgs.	SILTY CLAY, yellowish-brown, firm, trace fine sand, brown mottling throughout, moist.
	550		
45			LIMESTONE, very dark gray, recovered as angular medium to coarse gravel, dry.

Bottom of borehole at 46.0 feet below ground surface (ft bgs).



Geosyntec consultants

engineers | scientists | innovators

PT-14

CLIENT Southern Company Services
PROJECT NAME Plant Hammond Well Installation
PROJECT NUMBER GW6581E
PROJECT LOCATION Plant Hammond
DATE STARTED 4/25/24 **COMPLETED** 4/28/24
NORTHING 1548673.63 ft **EASTING** 1940926.52 ft
DRILLER Cascade Drilling
GROUND ELEVATION 592.06 ft **BORING DIAMETER** 4x6 in
DRILLING METHOD Sonic
TOP OF CASING ELEVATION 591.62 ft
SAMPLING METHOD Sonic Core
GEOPHYSICAL CONTRACTOR ---
RIG TYPE Terrasonic Compact Crawler
LOGGED BY T. Kessler **CHECKED BY** C. Hug

DEPTH (ft)	ELEVATION (ft)	REMARKS	GRAPHIC LOG	MATERIAL DESCRIPTION
0		Likely fill from 0-2 ft bgs.		SILTY SAND, light gray, fine sand, some angular medium gravel, dry.
	590			SANDY CLAY, brown, firm to hard, trace subrounded medium to fine gravel, medium to low plasticity, moist.
5				From 5.2 ft: Trace subangular medium sand ~1 inch thick.
	585			No recovery (6 to 10 ft).
10		Rods fall ~1 foot during over drill from 10-11 ft bgs.		SILTY SAND, light yellowish-brown, subangular fine to medium sand, some subrounded fine to medium gravel, yellowish-brown mottling throughout, dry.
	580			CLAY, yellowish-brown, firm, medium plasticity, abundant silt from 12.3-15 ft bgs, trace fine sand, gray mottling throughout, moist.
15		Driller describes drilling as "tight" from 16-34 ft bgs.		
	575			No recovery (17 to 20 ft).
20				CLAY, yellowish-brown, firm, medium plasticity, abundant silt from 12.3-15 ft bgs, trace fine throughout, light olive brown mottling throughout, moist.
	570			CLAY, reddish yellow, firm, trace silt and fine sand, medium to low plasticity, gray mottling throughout, moist.
25				
	565			No recovery (27 to 30 ft).
30				CLAY, gray, firm, trace silt and fine sand, medium plasticity, reddish yellow mottling throughout, moist.
	560			
35		Grades to coarser with depth from 35-39 ft bgs.		SILTY SAND, brownish yellow, subrounded to subangular fine to medium sand, some subrounded to rounded medium to coarse gravel, wet.
				From 36 ft: Trace rounded coarse gravel to 37 ft bgs.
	555			No recovery (37 to 40 ft).
40				SILTY SAND, brownish yellow, subrounded to subangular fine to medium sand, wet.
	550			SILTY CLAY, yellow, soft to firm grading to firm with depth, trace fine sand, medium plasticity, moist.
45				From 45 ft: Trace subrounded to subangular gravel to 46 ft bgs.

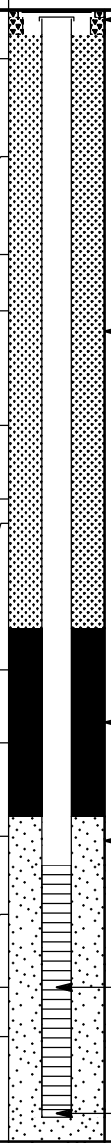

Bottom of borehole at 46.3 feet below ground surface (ft bgs).

Geosyntec consultants

engineers | scientists | innovators

PT-15

CLIENT Southern Company Services
PROJECT NAME Plant Hammond Well Installation
PROJECT NUMBER GW6581E
PROJECT LOCATION Plant Hammond
DATE STARTED 4/24/24 **COMPLETED** 4/28/24
NORTHING 1548668.35 ft **EASTING** 1940937.45 ft
DRILLER Cascade Drilling
GROUND ELEVATION 591.91 ft **BORING DIAMETER** 4x6 in
DRILLING METHOD Sonic
TOP OF CASING ELEVATION 591.37 ft
SAMPLING METHOD Sonic Core
GEOPHYSICAL CONTRACTOR ---
RIG TYPE Terrasonic Compact Crawler
LOGGED BY T. Kessler **CHECKED BY** C. Hug

DEPTH (ft)	ELEVATION (ft)	REMARKS	MATERIAL DESCRIPTION
0		Likely fill from 0-2 ft bgs.	SILTY SAND, gray, fine sand, some angular fine to medium gravel, moist.
	590		CLAY, light reddish-brown, trace fine sand and subangular gravel, medium to low plasticity, dark reddish-brown mottling throughout, moist.
5			
	585		
10			From 10 ft: Moist to wet. From 11 ft: Grades to gray.
	580	Hard drilling with 6-inch override from 13-18 ft bgs.	SANDY CLAY, brown grading to reddish yellow, abundant fine sand, trace subangular medium gravel, trace silt, medium plasticity, trace organic material (roots), moist.
15			
	575		
20			SILTY CLAY, very pale brown, soft, abundant angular medium gravel, abundant fine sand, trace subangular medium sand, low plasticity, wet.
	570		
25			CLAY, reddish yellow, firm, trace subangular gravel, trace fine sand, medium plasticity, trace pinkish white mottling throughout, moist.
	565		
30		Easy drilling/less resistance from 31-40 ft bgs.	
	560		SILTY SAND, brownish yellow, abundant subangular to angular fine to coarse sand, some angular medium to coarse gravel, wet. From 33.7 ft: Black to 34 feet bgs.
35			
	555		From 37 ft: Abundant rounded gravel to 37.8 ft bgs.
			SILTY CLAY, yellow, soft, some fine sand, medium to low plasticity, moist.
40			SILTY CLAY, yellow grading to gray, soft, trace rounded fine gravel, trace fine sand, medium to low plasticity, moist.
	550		
45			



Bottom of borehole at 46.0 feet below ground surface (ft bgs).

APPENDIX C

Well Development and Equipment Calibration Forms

Low-Flow Test Report:

Test Date / Time: 5/10/2024 10:41:35 AM
Project: Plant Hammond
Operator Name: Jamie Newsome

Location Name: AS-01 **Well Diameter: 2 in** **Casing Type: PVC** **Screen Length: 10 ft** **Top of Screen: 29 ft** **Total Depth: 31 ft** **Initial Depth to Water: 11.25 ft**	**Pump Type: Monsoon** **Tubing Type: Polyethylene** **Pump Intake From TOC: 30 ft** **Estimated Total Volume Pumped: 112.5 gal** **Flow Cell Volume: 90 ml** **Final Flow Rate: 2.5 gal/min Final Draw Down: 2.58 ft**	**Instrument Used: Aqua TROLL 400** **Serial Number: 966105**

Test Notes:
Well Development, Purge 1

Weather Conditions:
Cloudy, 75 degrees F.

Low-Flow Readings:

Date Time	Elapsed Time	pH	Temperature	Specific Conductivity	RDO Concentration	Turbidity	ORP	Depth to Water	Flow
		+/- 0.1	+/- 0.5	+/- 3 %	+/- 0.2	+/- 10	+/- 10	+/- 0.3	
5/10/2024 10:41 AM	00:00	7.20 pH	18.52 °C	803.10 µS/cm	0.01 mg/L	877.00 NTU	-37.1 mV	12.75 ft	2.50 gal/min
5/10/2024 10:46 AM	05:00	7.18 pH	18.58 °C	784.96 µS/cm	-0.01 mg/L	108.00 NTU	-57.8 mV	12.75 ft	2.50 gal/min
5/10/2024 10:51 AM	10:00	7.18 pH	18.52 °C	783.98 µS/cm	-0.01 mg/L	91.00 NTU	-30.5 mV	12.75 ft	2.50 gal/min
5/10/2024 10:56 AM	15:00	7.44 pH	19.23 °C	790.32 µS/cm	0.40 mg/L	81.00 NTU	26.9 mV	12.75 ft	2.50 gal/min
5/10/2024 11:01 AM	20:00	7.22 pH	18.52 °C	785.34 µS/cm	-0.01 mg/L	22.10 NTU	-31.3 mV	12.75 ft	2.50 gal/min
5/10/2024 11:06 AM	25:00	7.22 pH	18.52 °C	781.98 µS/cm	-0.01 mg/L	29.10 NTU	-33.7 mV	13.70 ft	2.50 gal/min
5/10/2024 11:11 AM	30:00	7.19 pH	18.55 °C	779.75 µS/cm	-0.02 mg/L	25.90 NTU	-32.5 mV	13.70 ft	2.50 gal/min
5/10/2024 11:16 AM	35:00	7.19 pH	18.56 °C	776.73 µS/cm	-0.02 mg/L	11.48 NTU	-13.2 mV	13.83 ft	2.50 gal/min
5/10/2024 11:21 AM	40:00	7.18 pH	18.57 °C	775.47 µS/cm	-0.02 mg/L	7.48 NTU	-27.9 mV	13.83 ft	2.50 gal/min
5/10/2024 11:26 AM	45:00	7.17 pH	18.56 °C	773.67 µS/cm	-0.02 mg/L	4.99 NTU	-25.7 mV	13.83 ft	2.50 gal/min

Samples

Sample ID:	Description:

Low-Flow Test Report:

Test Date / Time: 5/10/2024 11:36:06 AM
Project: Plant Hammond
Operator Name: Jamie Newsome

Location Name: AS-01 **Well Diameter: 2 in** **Casing Type: PVC** **Screen Length: 10 ft** **Top of Screen: 29 ft** **Total Depth: 31 ft** **Initial Depth to Water: 11.25 ft**	**Pump Type: Monsoon** **Tubing Type: Polyethylene** **Pump Intake From TOC: 30 ft** **Estimated Total Volume Pumped: 25 liter** **Flow Cell Volume: 90 ml** **Final Flow Rate: 250 ml/min** **Final Draw Down: 0.00 ft**	**Instrument Used: Aqua TROLL 400** **Serial Number: 966105**

Test Notes:
Well Development, Purge 2

Weather Conditions:
Sunny, 80 degrees F.

Low-Flow Readings:

Date Time	Elapsed Time	pH	Temperature	Specific Conductivity	RDO Concentration	Turbidity	ORP	Depth to Water	Flow
		+/- 0.1	+/- 0.5	+/- 3 %	+/- 0.2	+/- 10	+/- 10	+/- 0.3	
5/10/2024 11:36 AM	00:00	7.21 pH	19.99 °C	785.76 µS/cm	0.00 mg/L	10.84 NTU	-14.8 mV	11.25 ft	250.00 ml/min
5/10/2024 11:41 AM	05:00	7.24 pH	20.09 °C	781.31 µS/cm	0.01 mg/L	16.10 NTU	-9.5 mV	11.25 ft	250.00 ml/min
5/10/2024 11:46 AM	10:00	7.27 pH	19.95 °C	786.57 µS/cm	0.01 mg/L	23.20 NTU	-16.3 mV	11.25 ft	250.00 ml/min
5/10/2024 11:51 AM	15:00	7.29 pH	20.07 °C	791.85 µS/cm	0.01 mg/L	29.40 NTU	-8.1 mV	11.25 ft	250.00 ml/min
5/10/2024 11:56 AM	20:00	7.30 pH	20.26 °C	795.51 µS/cm	0.02 mg/L	32.90 NTU	6.3 mV	11.25 ft	250.00 ml/min
5/10/2024 12:01 PM	25:00	7.30 pH	19.97 °C	795.45 µS/cm	0.01 mg/L	29.50 NTU	4.7 mV	11.25 ft	250.00 ml/min
5/10/2024 12:06 PM	30:00	7.31 pH	20.11 °C	796.56 µS/cm	0.01 mg/L	27.20 NTU	9.4 mV	11.25 ft	250.00 ml/min
5/10/2024 12:11 PM	35:00	7.31 pH	20.04 °C	794.22 µS/cm	0.01 mg/L	24.50 NTU	13.7 mV	11.25 ft	250.00 ml/min
5/10/2024 12:16 PM	40:00	7.32 pH	19.97 °C	793.30 µS/cm	0.01 mg/L	17.70 NTU	16.8 mV	11.25 ft	250.00 ml/min
5/10/2024 12:21 PM	45:00	7.31 pH	20.16 °C	796.76 µS/cm	0.01 mg/L	14.10 NTU	18.8 mV	11.25 ft	250.00 ml/min
5/10/2024 12:26 PM	50:00	7.32 pH	19.72 °C	793.65 µS/cm	0.01 mg/L	15.66 NTU	20.6 mV	11.25 ft	250.00 ml/min
5/10/2024 12:31 PM	55:00	7.32 pH	19.32 °C	795.79 µS/cm	0.02 mg/L	11.30 NTU	20.8 mV	11.25 ft	250.00 ml/min
5/10/2024 12:36 PM	01:00:00	7.31 pH	19.70 °C	799.18 µS/cm	0.02 mg/L	10.54 NTU	20.5 mV	11.25 ft	250.00 ml/min

5/10/2024 12:41 PM	01:05:00	7.31 pH	19.90 °C	798.44 µS/cm	0.02 mg/L	8.90 NTU	20.6 mV	11.25 ft	250.00 ml/min
5/10/2024 12:46 PM	01:10:00	7.31 pH	20.07 °C	797.58 µS/cm	0.02 mg/L	6.96 NTU	21.2 mV	11.25 ft	250.00 ml/min
5/10/2024 12:51 PM	01:15:00	7.32 pH	19.41 °C	796.94 µS/cm	0.01 mg/L	7.96 NTU	21.9 mV	11.25 ft	250.00 ml/min
5/10/2024 12:56 PM	01:20:00	7.32 pH	19.96 °C	795.55 µS/cm	0.01 mg/L	6.71 NTU	21.9 mV	11.25 ft	250.00 ml/min
5/10/2024 1:01 PM	01:25:00	7.31 pH	19.43 °C	798.81 µS/cm	0.01 mg/L	5.89 NTU	22.3 mV	11.25 ft	250.00 ml/min
5/10/2024 1:06 PM	01:30:00	7.32 pH	19.67 °C	797.87 µS/cm	0.02 mg/L	5.41 NTU	22.2 mV	11.25 ft	250.00 ml/min
5/10/2024 1:11 PM	01:35:00	7.31 pH	19.99 °C	798.78 µS/cm	0.01 mg/L	5.39 NTU	22.3 mV	11.25 ft	250.00 ml/min
5/10/2024 1:16 PM	01:40:00	7.32 pH	19.53 °C	796.14 µS/cm	0.01 mg/L		23.4 mV	11.25 ft	250.00 ml/min

Samples

Sample ID:	Description:

Low-Flow Test Report:

Test Date / Time: 5/13/2024 1:53:35 PM
Project: Plant Hammond
Operator Name: Jamie Newsome

Location Name: AS-02 **Well Diameter: 2 in** **Casing Type: PVC** **Screen Length: 2 ft** **Top of Screen: 32 ft** **Total Depth: 34 ft** **Initial Depth to Water: 11.00 ft**	**Pump Type: Monsoon** **Tubing Type: Polyethylene** **Pump Intake From TOC: 33 ft** **Estimated Total Volume Pumped: 90 gal** **Flow Cell Volume: 90 ml** **Final Flow Rate: 2 gal/min** **Final Draw Down: 0.40 ft**	**Instrument Used: Aqua TROLL 400** **Serial Number: 966105**

Test Notes:
Well Development, Purge 1

Weather Conditions:
Cloudy, 60 degrees F.

Low-Flow Readings:

Date Time	Elapsed Time	pH	Temperature	Specific Conductivity	RDO Concentration	Turbidity	ORP	Depth to Water	Flow
		+/- 0.1	+/- 0.5	+/- 3 %	+/- 0.2	+/- 10	+/- 10	+/- 0.3	
5/13/2024 1:53 PM	00:00	7.16 pH	18.24 °C	688.19 µS/cm	0.02 mg/L	2,086.0 NTU	10.6 mV	11.32 ft	2.00 gal/min
5/13/2024 1:58 PM	05:00	7.13 pH	18.17 °C	683.36 µS/cm	-0.00 mg/L	61.00 NTU	9.5 mV	11.32 ft	2.00 gal/min
5/13/2024 2:03 PM	10:00	7.13 pH	18.08 °C	684.83 µS/cm	-0.01 mg/L	38.80 NTU	9.0 mV	11.35 ft	2.00 gal/min
5/13/2024 2:08 PM	15:00	7.12 pH	18.10 °C	684.54 µS/cm	-0.01 mg/L	85.00 NTU	8.7 mV	11.35 ft	2.00 gal/min
5/13/2024 2:13 PM	20:00	7.12 pH	18.11 °C	686.84 µS/cm	-0.01 mg/L	45.00 NTU	11.9 mV	11.35 ft	2.00 gal/min
5/13/2024 2:18 PM	25:00	7.11 pH	18.12 °C	686.59 µS/cm	-0.02 mg/L	18.10 NTU	12.8 mV	11.35 ft	2.00 gal/min
5/13/2024 2:23 PM	30:00	7.11 pH	18.11 °C	684.15 µS/cm	-0.02 mg/L	11.60 NTU	12.6 mV	11.35 ft	2.00 gal/min
5/13/2024 2:28 PM	35:00	7.11 pH	18.11 °C	684.87 µS/cm	-0.02 mg/L	9.41 NTU	13.1 mV	11.40 ft	2.00 gal/min
5/13/2024 2:33 PM	40:00	7.11 pH	18.11 °C	686.55 µS/cm	-0.02 mg/L	6.71 NTU	13.2 mV	11.40 ft	2.00 gal/min
5/13/2024 2:38 PM	45:00	7.11 pH	18.10 °C	684.20 µS/cm	-0.02 mg/L	4.22 NTU	12.9 mV	11.40 ft	2.00 gal/min

Samples

Sample ID:	Description:

Low-Flow Test Report:

Test Date / Time: 5/13/2024 2:54:11 PM
Project: Plant Hammond
Operator Name: Jamie Newsome

Location Name: AS-02 **Well Diameter: 2 in** **Casing Type: PVC** **Screen Length: 2 ft** **Top of Screen: 32 ft** **Total Depth: 34 ft** **Initial Depth to Water: 11.11 ft**	**Pump Type: Monsoon** **Tubing Type: Polyethylene** **Pump Intake From TOC: 33 ft** **Estimated Total Volume Pumped: 21.25 liter** **Flow Cell Volume: 90 ml** **Final Flow Rate: 250 ml/min** **Final Draw Down: 0.04 ft**	**Instrument Used: Aqua TROLL 400** **Serial Number: 966105**

Test Notes:
Well Development, Purge 2

Weather Conditions:
Cloudy, 60 degrees F.

Low-Flow Readings:

Date Time	Elapsed Time	pH	Temperature	Specific Conductivity	RDO Concentration	Turbidity	ORP	Depth to Water	Flow
		+/- 0.1	+/- 0.5	+/- 3 %	+/- 0.2	+/- 10	+/- 10	+/- 0.3	
5/13/2024 2:54 PM	00:00	7.09 pH	18.78 °C	683.25 µS/cm	0.02 mg/L	4.47 NTU	0.4 mV	11.11 ft	250.00 ml/min
5/13/2024 2:59 PM	05:00	7.08 pH	18.83 °C	686.16 µS/cm	0.02 mg/L	11.80 NTU	-0.2 mV	11.11 ft	250.00 ml/min
5/13/2024 3:04 PM	10:00	7.07 pH	18.84 °C	684.77 µS/cm	0.03 mg/L	10.80 NTU	-0.4 mV	11.11 ft	250.00 ml/min
5/13/2024 3:09 PM	15:00	7.06 pH	18.79 °C	685.11 µS/cm	0.03 mg/L	13.37 NTU	-6.1 mV	11.11 ft	250.00 ml/min
5/13/2024 3:14 PM	20:00	7.06 pH	18.75 °C	685.82 µS/cm	0.03 mg/L	13.17 NTU	-4.6 mV	11.11 ft	250.00 ml/min
5/13/2024 3:19 PM	25:00	7.05 pH	18.72 °C	686.30 µS/cm	0.03 mg/L	11.00 NTU	-2.7 mV	11.11 ft	250.00 ml/min
5/13/2024 3:24 PM	30:00	7.05 pH	18.74 °C	686.60 µS/cm	0.04 mg/L	15.34 NTU	-0.9 mV	11.11 ft	250.00 ml/min
5/13/2024 3:29 PM	35:00	7.05 pH	18.74 °C	687.19 µS/cm	0.04 mg/L	13.25 NTU	0.7 mV	11.11 ft	250.00 ml/min
5/13/2024 3:34 PM	40:00	7.05 pH	18.79 °C	687.44 µS/cm	0.04 mg/L	11.65 NTU	1.9 mV	11.11 ft	250.00 ml/min
5/13/2024 3:39 PM	45:00	7.04 pH	18.79 °C	687.50 µS/cm	0.04 mg/L	11.08 NTU	2.7 mV	11.11 ft	250.00 ml/min
5/13/2024 3:44 PM	50:00	7.04 pH	18.79 °C	687.98 µS/cm	0.05 mg/L	11.35 NTU	3.5 mV	11.15 ft	250.00 ml/min
5/13/2024 3:49 PM	55:00	7.05 pH	18.81 °C	688.57 µS/cm	0.04 mg/L	10.49 NTU	7.5 mV	11.15 ft	250.00 ml/min
5/13/2024 3:54 PM	01:00:00	7.05 pH	18.88 °C	688.11 µS/cm	0.04 mg/L	9.80 NTU	4.5 mV	11.15 ft	250.00 ml/min

5/13/2024 3:59 PM	01:05:00	7.06 pH	18.94 °C	688.53 µS/cm	0.04 mg/L	8.79 NTU	5.1 mV	11.15 ft	250.00 ml/min
5/13/2024 4:04 PM	01:10:00	7.06 pH	19.01 °C	688.26 µS/cm	0.04 mg/L	8.07 NTU	8.6 mV	11.15 ft	250.00 ml/min
5/13/2024 4:09 PM	01:15:00	7.06 pH	19.05 °C	688.40 µS/cm	0.04 mg/L	7.97 NTU	6.6 mV	11.15 ft	250.00 ml/min
5/13/2024 4:14 PM	01:20:00	7.06 pH	19.14 °C	688.63 µS/cm	0.04 mg/L	5.43 NTU	6.9 mV	11.15 ft	250.00 ml/min
5/13/2024 4:19 PM	01:25:00	7.06 pH	19.23 °C	688.61 µS/cm	0.04 mg/L	4.94 NTU	7.1 mV	11.15 ft	250.00 ml/min

Samples

Sample ID:	Description:

Low-Flow Test Report:

Test Date / Time: 4/30/2024 1:08:29 PM
Project: Plant Hammond
Operator Name: Elisabeth Russell

Location Name: AS-03 **Well Diameter: 2 in** **Casing Type: PVC** **Screen Length: 10 ft** **Top of Screen: 34.95 ft** **Total Depth: 44.95 ft** **Initial Depth to Water: 25.28 ft**	**Pump Type: Monsoon** **Tubing Type: Polyethylene** **Pump Intake From TOC: 43 ft** **Estimated Total Volume Pumped: 490 liter** **Flow Cell Volume: 90 ml** **Final Flow Rate: 5000 ml/min** **Final Draw Down: 2.12 ft**	**Instrument Used: Aqua TROLL 400** **Serial Number: 883546**

Test Notes:
Well Development

Low-Flow Readings:

Date Time	Elapsed Time	pH	Temperature	Specific Conductivity	RDO Concentration	Turbidity	ORP	Depth to Water	Flow
		+/- 0.1	+/- 0.5	+/- 5 %	+/- 0.2	+/- 5	+/- 10	+/- 0.5	
4/30/2024 1:08 PM	00:00	6.90 pH	25.15 °C	730.98 µS/cm	-0.03 mg/L	107.00 NTU	4.0 mV	27.08 ft	5,000.0 ml/min
4/30/2024 1:14 PM	06:06	6.88 pH	24.18 °C	783.00 µS/cm	-0.05 mg/L	105.10 NTU	1.4 mV	27.30 ft	5,000.0 ml/min
4/30/2024 1:19 PM	11:06	6.88 pH	22.64 °C	812.64 µS/cm	-0.06 mg/L	77.30 NTU	2.3 mV	27.50 ft	5,000.0 ml/min
4/30/2024 1:24 PM	16:06	6.88 pH	22.54 °C	820.73 µS/cm	-0.06 mg/L	50.00 NTU	3.8 mV	27.58 ft	5,000.0 ml/min
4/30/2024 1:29 PM	21:06	6.88 pH	22.28 °C	829.41 µS/cm	-0.06 mg/L	34.60 NTU	5.2 mV	27.62 ft	5,000.0 ml/min
4/30/2024 1:34 PM	26:06	6.87 pH	22.13 °C	835.25 µS/cm	0.03 mg/L	73.90 NTU	32.7 mV	27.50 ft	5,000.0 ml/min
4/30/2024 1:39 PM	31:06	6.88 pH	21.97 °C	840.38 µS/cm	-0.06 mg/L	18.80 NTU	6.7 mV	27.55 ft	5,000.0 ml/min
4/30/2024 1:44 PM	36:06	6.88 pH	21.79 °C	844.30 µS/cm	0.58 mg/L	39.70 NTU	5.5 mV	27.57 ft	5,000.0 ml/min
4/30/2024 1:49 PM	41:06	6.87 pH	21.75 °C	847.97 µS/cm	-0.06 mg/L	33.80 NTU	8.2 mV	27.60 ft	5,000.0 ml/min
4/30/2024 1:54 PM	46:06	6.87 pH	21.61 °C	849.37 µS/cm	-0.05 mg/L	14.40 NTU	8.1 mV	27.62 ft	5,000.0 ml/min
4/30/2024 1:59 PM	51:06	6.87 pH	21.73 °C	850.76 µS/cm	-0.05 mg/L	78.60 NTU	8.8 mV	27.63 ft	5,000.0 ml/min
4/30/2024 2:04 PM	56:06	6.87 pH	21.67 °C	851.17 µS/cm	-0.06 mg/L	19.50 NTU	10.5 mV	27.64 ft	5,000.0 ml/min
4/30/2024 2:09 PM	01:01:06	6.87 pH	21.71 °C	852.86 µS/cm	-0.07 mg/L	13.30 NTU	11.0 mV	27.65 ft	5,000.0 ml/min
4/30/2024 2:14 PM	01:06:06	6.88 pH	21.83 °C	851.85 µS/cm	0.01 mg/L	18.30 NTU	9.9 mV	27.66 ft	5,000.0 ml/min
4/30/2024 2:19 PM	01:11:06	6.87 pH	21.68 °C	856.52 µS/cm	-0.07 mg/L	16.70 NTU	12.1 mV	27.60 ft	5,000.0 ml/min

4/30/2024 2:24 PM	01:16:06	6.87 pH	21.70 °C	856.98 µS/cm	-0.07 mg/L	13.40 NTU	12.5 mV	27.40 ft	5,000.0 ml/min
4/30/2024 2:29 PM	01:21:06	6.87 pH	21.64 °C	856.30 µS/cm	-0.07 mg/L	7.11 NTU	12.7 mV	27.40 ft	5,000.0 ml/min
4/30/2024 2:34 PM	01:26:06	6.88 pH	21.68 °C	856.80 µS/cm	-0.07 mg/L	6.12 NTU	13.3 mV	27.40 ft	5,000.0 ml/min
4/30/2024 2:39 PM	01:31:06	6.88 pH	21.67 °C	857.41 µS/cm	-0.07 mg/L	4.74 NTU	13.5 mV	27.40 ft	5,000.0 ml/min

Samples

Sample ID:	Description:

Created using VuSitu from In-Situ, Inc.

Low-Flow Test Report:

Test Date / Time: 4/30/2024 10:41:40 AM
Project: Plant Hammond
Operator Name: Zain W.

Location Name: AS-04 **Well Diameter: 2 in** **Casing Type: PVC** **Screen Length: 10 ft** **Top of Screen: 38.5 ft** **Total Depth: 48.5 ft** **Initial Depth to Water: 25.87 ft**	**Pump Type: Monsoon** **Tubing Type: Polyethylene** **Pump Intake From TOC: 43.5 ft** **Estimated Total Volume Pumped: 96 liter** **Flow Cell Volume: 90 ml** **Final Flow Rate: 8000 ml/min** **Final Draw Down: 0.91 ft**	**Instrument Used: Aqua TROLL 400** **Serial Number: 966105**

Test Notes:
Well Development

Weather Conditions:
Rain, 65 degrees F.

Low-Flow Readings:

Date Time	Elapsed Time	pH	Temperature	Specific Conductivity	RDO Concentration	Turbidity	ORP	Depth to Water	Flow
		+/- 0.1	+/- 0.5	+/- 5 %	+/- 0.2	+/- 5	+/- 10	+/- 0.3	
4/30/2024 10:41 AM	00:00	7.78 pH	18.46 °C	3.57 µS/cm	8.76 mg/L	++++	87.2 mV	25.87 ft	8,000.0 ml/min
4/30/2024 10:46 AM	05:00	7.89 pH	18.30 °C	2.86 µS/cm	9.13 mg/L	++++	72.9 mV	25.87 ft	8,000.0 ml/min
4/30/2024 10:51 AM	10:00	7.13 pH	18.66 °C	677.09 µS/cm	0.07 mg/L	++++	48.0 mV	25.87 ft	8,000.0 ml/min
4/30/2024 10:56 AM	15:00	7.18 pH	18.65 °C	570.07 µS/cm	0.51 mg/L	++++	-36.9 mV	25.87 ft	8,000.0 ml/min
4/30/2024 11:01 AM	20:00	6.93 pH	18.56 °C	704.43 µS/cm	0.00 mg/L	870.00 NTU	-60.6 mV	25.87 ft	8,000.0 ml/min
4/30/2024 11:06 AM	25:00	6.99 pH	18.54 °C	621.54 µS/cm	1.96 mg/L	++++	-54.3 mV	25.87 ft	8,000.0 ml/min
4/30/2024 11:11 AM	30:00	6.92 pH	18.51 °C	706.93 µS/cm	-0.00 mg/L	++++	-71.8 mV	25.87 ft	8,000.0 ml/min
4/30/2024 11:16 AM	35:00	6.91 pH	18.51 °C	710.60 µS/cm	-0.01 mg/L	986.00 NTU	-54.2 mV	25.87 ft	8,000.0 ml/min
4/30/2024 11:21 AM	40:00	6.90 pH	18.52 °C	712.85 µS/cm	-0.01 mg/L	46.80 NTU	-79.4 mV	25.87 ft	8,000.0 ml/min
4/30/2024 11:26 AM	45:00	6.88 pH	18.52 °C	713.89 µS/cm	-0.01 mg/L	13.50 NTU	-57.7 mV	25.87 ft	8,000.0 ml/min
4/30/2024 11:31 AM	50:00	6.87 pH	18.52 °C	714.20 µS/cm	-0.01 mg/L	12.90 NTU	-81.1 mV	25.87 ft	8,000.0 ml/min
4/30/2024 11:36 AM	55:00	6.85 pH	18.52 °C	714.25 µS/cm	-0.01 mg/L	12.10 NTU	-81.8 mV	25.87 ft	8,000.0 ml/min
4/30/2024 11:41 AM	01:00:00	6.82 pH	18.52 °C	713.14 µS/cm	-0.01 mg/L	--	-58.2 mV	25.87 ft	8,000.0 ml/min

4/30/2024 11:46 AM	01:05:00	6.80 pH	18.52 °C	713.07 µS/cm	-0.01 mg/L	--	-80.0 mV	25.87 ft	8,000.0 ml/min
4/30/2024 11:51 AM	01:10:00	6.77 pH	18.54 °C	712.62 µS/cm	-0.01 mg/L	11.00 NTU	-62.8 mV	27.34 ft	8,000.0 ml/min
4/30/2024 11:56 AM	01:15:00	6.76 pH	18.55 °C	714.46 µS/cm	-0.01 mg/L	--	-50.7 mV	27.34 ft	8,000.0 ml/min
4/30/2024 12:01 PM	01:20:00	6.75 pH	18.52 °C	715.77 µS/cm	-0.01 mg/L	12.40 NTU	-72.6 mV	27.34 ft	8,000.0 ml/min
4/30/2024 12:06 PM	01:25:00	6.89 pH	18.84 °C	717.14 µS/cm	-0.01 mg/L	83.30 NTU	-57.2 mV	27.34 ft	8,000.0 ml/min
4/30/2024 12:11 PM	01:30:00	6.97 pH	19.18 °C	716.28 µS/cm	-0.01 mg/L	61.30 NTU	-84.9 mV	26.56 ft	8,000.0 ml/min
4/30/2024 12:16 PM	01:35:00	6.96 pH	19.17 °C	712.07 µS/cm	-0.01 mg/L	16.60 NTU	-83.8 mV	26.56 ft	8,000.0 ml/min
4/30/2024 12:21 PM	01:40:00	6.96 pH	19.27 °C	709.42 µS/cm	-0.01 mg/L	16.40 NTU	-84.9 mV	26.56 ft	8,000.0 ml/min
4/30/2024 12:26 PM	01:45:00	6.95 pH	19.93 °C	716.72 µS/cm	0.00 mg/L	35.20 NTU	-88.9 mV	26.56 ft	8,000.0 ml/min
4/30/2024 12:31 PM	01:50:00	6.96 pH	18.83 °C	703.66 µS/cm	-0.01 mg/L	12.98 NTU	-86.2 mV	26.56 ft	8,000.0 ml/min
4/30/2024 12:36 PM	01:55:00	6.96 pH	18.85 °C	702.93 µS/cm	-0.01 mg/L	8.91 NTU	-88.6 mV	26.56 ft	8,000.0 ml/min
4/30/2024 12:41 PM	02:00:00	6.96 pH	18.74 °C	701.17 µS/cm	-0.01 mg/L	3.40 NTU	-64.8 mV	26.78 ft	8,000.0 ml/min

Samples

Sample ID:	Description:

Low-Flow Test Report:

Test Date / Time: 5/13/2024 10:03:08 AM
Project: Plant Hammond
Operator Name: Jamie Newsome

Location Name: INW-03 **Well Diameter: 2 in** **Casing Type: PVC** **Screen Length: 2 ft** **Top of Screen: 17 ft** **Total Depth: 27 ft** **Initial Depth to Water: 11.15 ft**	**Pump Type: Monsoon** **Tubing Type: Polyethylene** **Pump Intake From TOC: 22 ft** **Estimated Total Volume Pumped: 120 gal** **Flow Cell Volume: 90 ml** **Final Flow Rate: 2 gal/min** **Final Draw Down: 0.55 ft**	**Instrument Used: Aqua TROLL 400** **Serial Number: 966105**

Test Notes:
Well Development, Purge 1

Weather Conditions:
Light rain, 60 degrees F.

Low-Flow Readings:

Date Time	Elapsed Time	pH	Temperature	Specific Conductivity	RDO Concentration	Turbidity	ORP	Depth to Water	Flow
		+/- 0.1	+/- 0.5	+/- 3 %	+/- 0.2	+/- 10	+/- 10	+/- 0.3	
5/13/2024 10:03 AM	00:00	7.62 pH	18.08 °C	745.76 µS/cm	0.03 mg/L	263.00 NTU	20.6 mV	11.65 ft	2.00 gal/min
5/13/2024 10:08 AM	05:00	7.58 pH	18.07 °C	717.23 µS/cm	0.01 mg/L	135.00 NTU	21.3 mV	11.65 ft	2.00 gal/min
5/13/2024 10:13 AM	10:00	7.55 pH	18.08 °C	715.83 µS/cm	-0.00 mg/L	41.30 NTU	10.1 mV	11.65 ft	2.00 gal/min
5/13/2024 10:18 AM	15:00	7.71 pH	18.07 °C	713.84 µS/cm	-0.01 mg/L	73.30 NTU	-6.0 mV	11.65 ft	2.00 gal/min
5/13/2024 10:23 AM	20:00	7.58 pH	18.07 °C	711.66 µS/cm	-0.01 mg/L	65.50 NTU	1.7 mV	11.65 ft	2.00 gal/min
5/13/2024 10:28 AM	25:00	7.57 pH	18.06 °C	712.92 µS/cm	-0.01 mg/L	19.70 NTU	-16.2 mV	11.70 ft	2.00 gal/min
5/13/2024 10:33 AM	30:00	7.58 pH	18.04 °C	711.15 µS/cm	-0.01 mg/L	15.00 NTU	-10.4 mV	11.70 ft	2.00 gal/min
5/13/2024 10:38 AM	35:00	7.59 pH	18.06 °C	713.24 µS/cm	-0.01 mg/L	12.00 NTU	-24.6 mV	11.70 ft	2.00 gal/min
5/13/2024 10:43 AM	40:00	7.59 pH	18.05 °C	713.65 µS/cm	-0.02 mg/L	10.94 NTU	-25.5 mV	11.70 ft	2.00 gal/min
5/13/2024 10:48 AM	45:00	7.59 pH	18.05 °C	712.34 µS/cm	-0.02 mg/L	8.49 NTU	-13.0 mV	11.70 ft	2.00 gal/min
5/13/2024 10:53 AM	50:00	7.59 pH	18.05 °C	710.78 µS/cm	-0.02 mg/L	7.61 NTU	-12.4 mV	11.70 ft	2.00 gal/min
5/13/2024 10:58 AM	55:00	7.58 pH	18.05 °C	711.66 µS/cm	-0.02 mg/L	6.09 NTU	-11.9 mV	11.70 ft	2.00 gal/min
5/13/2024 11:03 AM	01:00:00	7.59 pH	18.04 °C	712.48 µS/cm	-0.02 mg/L	4.89 NTU	-12.0 mV	11.70 ft	2.00 gal/min

Samples

Sample ID:	Description:

Low-Flow Test Report:

Test Date / Time: 5/13/2024 11:35:20 AM
Project: Plant Hammond
Operator Name: Jamie Newsome

Location Name: INW-03 **Well Diameter: 2 in** **Casing Type: PVC** **Screen Length: 2 ft** **Top of Screen: 17 ft** **Total Depth: 27 ft** **Initial Depth to Water: 11.35 ft**	**Pump Type: Monsoon** **Tubing Type: Polyethylene** **Pump Intake From TOC: 22 ft** **Estimated Total Volume Pumped: 13.75 liter** **Flow Cell Volume: 90 ml** **Final Flow Rate: 250 ml/min Final Draw Down: 0.00 ft**	**Instrument Used: Aqua TROLL 400** **Serial Number: 966105**

Test Notes:
Well Development, Purge 2

Weather Conditions:
Light rain, 60 degrees F.

Low-Flow Readings:

Date Time	Elapsed Time	pH	Temperature	Specific Conductivity	RDO Concentration	Turbidity	ORP	Depth to Water	Flow
		+/- 0.1	+/- 0.5	+/- 3 %	+/- 0.2	+/- 10	+/- 10	+/- 0.3	
5/13/2024 11:35 AM	00:00	7.39 pH	17.81 °C	736.68 µS/cm	0.04 mg/L	2.62 NTU	-18.6 mV	11.35 ft	250.00 ml/min
5/13/2024 11:40 AM	05:00	7.37 pH	17.85 °C	747.14 µS/cm	0.04 mg/L	4.66 NTU	-15.8 mV	11.35 ft	250.00 ml/min
5/13/2024 11:45 AM	10:00	7.37 pH	18.01 °C	751.85 µS/cm	0.03 mg/L	4.46 NTU	-27.4 mV	11.35 ft	250.00 ml/min
5/13/2024 11:50 AM	15:00	7.38 pH	18.16 °C	750.05 µS/cm	0.03 mg/L	6.02 NTU	-13.5 mV	11.35 ft	250.00 ml/min
5/13/2024 11:55 AM	20:00	7.38 pH	18.25 °C	751.39 µS/cm	0.03 mg/L	5.80 NTU	-22.8 mV	11.35 ft	250.00 ml/min
5/13/2024 12:00 PM	25:00	7.39 pH	18.43 °C	751.31 µS/cm	0.03 mg/L	5.69 NTU	-10.3 mV	11.35 ft	250.00 ml/min
5/13/2024 12:05 PM	30:00	7.39 pH	18.38 °C	752.63 µS/cm	0.03 mg/L	6.01 NTU	-19.7 mV	11.35 ft	250.00 ml/min
5/13/2024 12:10 PM	35:00	7.39 pH	18.39 °C	753.05 µS/cm	0.03 mg/L	5.59 NTU	-8.6 mV	11.35 ft	250.00 ml/min
5/13/2024 12:15 PM	40:00	7.40 pH	18.59 °C	754.17 µS/cm	0.03 mg/L	5.43 NTU	-18.5 mV	11.35 ft	250.00 ml/min
5/13/2024 12:20 PM	45:00	7.40 pH	18.73 °C	753.36 µS/cm	0.03 mg/L	5.19 NTU	-18.6 mV	11.35 ft	250.00 ml/min
5/13/2024 12:25 PM	50:00	7.40 pH	18.77 °C	754.03 µS/cm	0.04 mg/L	4.60 NTU	-17.8 mV	11.35 ft	250.00 ml/min

Samples

Sample ID:	Description:

Low-Flow Test Report:

Test Date / Time: 4/30/2024 3:55:27 PM
Project: Plant Hammond
Operator Name: Elisabeth Russell

Location Name: INW-04 **Well Diameter: 2 in** **Casing Type: PVC** **Screen Length: 10 ft** **Top of Screen: 34.95 ft** **Total Depth: 44.95 ft** **Initial Depth to Water: 25.28 ft**	**Pump Type: Monsoon** **Tubing Type: Polyethylene** **Pump Intake From TOC: 43 ft** **Estimated Total Volume Pumped: 1135 liter** **Flow Cell Volume: 90 ml** **Final Flow Rate: 8000 ml/min** **Final Draw Down: 1.71 ft**	**Instrument Used: Aqua TROLL 400** **Serial Number: 883546**

Test Notes:
Well Development

Low-Flow Readings:

Date Time	Elapsed Time	pH	Temperature	Specific Conductivity	RDO Concentration	Turbidity	ORP	Depth to Water	Flow
		+/- 0.1	+/- 0.5	+/- 5 %	+/- 0.2	+/- 5	+/- 10	+/- 0.5	
4/30/2024 3:55 PM	00:00	6.92 pH	24.47 °C	694.89 µS/cm	0.86 mg/L	1,750.0 NTU	10.8 mV	36.60 ft	10,000.0 ml/min
4/30/2024 4:00 PM	05:00	6.91 pH	22.93 °C	726.77 µS/cm	1.33 mg/L	161.00 NTU	5.7 mV	36.60 ft	10,000.0 ml/min
4/30/2024 4:04 PM	08:46	6.89 pH	23.33 °C	724.28 µS/cm	1.42 mg/L	125.00 NTU	7.9 mV	36.60 ft	10,000.0 ml/min
4/30/2024 4:09 PM	13:48	6.88 pH	22.57 °C	736.51 µS/cm	1.45 mg/L	84.00 NTU	7.5 mV	36.60 ft	10,000.0 ml/min
4/30/2024 4:11 PM	16:05	6.88 pH	22.24 °C	742.59 µS/cm	1.46 mg/L	80.20 NTU	7.1 mV	36.60 ft	10,000.0 ml/min
4/30/2024 4:16 PM	21:05	6.88 pH	21.35 °C	757.06 µS/cm	1.39 mg/L	79.50 NTU	5.7 mV	36.60 ft	10,000.0 ml/min
4/30/2024 4:21 PM	26:05	6.87 pH	21.13 °C	760.89 µS/cm	1.37 mg/L	119.00 NTU	5.7 mV	36.60 ft	8,000.0 ml/min
4/30/2024 4:26 PM	31:05	6.86 pH	21.11 °C	766.29 µS/cm	1.51 mg/L	2,272.0 NTU	15.8 mV	36.60 ft	8,000.0 ml/min
4/30/2024 4:31 PM	36:05	6.84 pH	21.12 °C	765.68 µS/cm	1.65 mg/L	1,290.0 NTU	19.4 mV	36.60 ft	8,000.0 ml/min
4/30/2024 4:33 PM	38:01	6.84 pH	21.42 °C	761.81 µS/cm	1.70 mg/L	172.00 NTU	19.0 mV	36.60 ft	8,000.0 ml/min
4/30/2024 4:38 PM	43:01	6.84 pH	21.26 °C	764.96 µS/cm	1.62 mg/L	37.00 NTU	18.0 mV	36.60 ft	8,000.0 ml/min
4/30/2024 4:43 PM	48:01	6.84 pH	21.17 °C	770.33 µS/cm	1.53 mg/L	92.00 NTU	18.3 mV	36.60 ft	8,000.0 ml/min
4/30/2024 4:45 PM	50:03	6.83 pH	21.35 °C	766.06 µS/cm	1.56 mg/L	77.00 NTU	18.1 mV	36.60 ft	8,000.0 ml/min
4/30/2024 4:50 PM	55:03	6.84 pH	21.19 °C	770.20 µS/cm	1.19 mg/L	49.30 NTU	20.1 mV	36.60 ft	8,000.0 ml/min
4/30/2024 4:53 PM	58:27	6.84 pH	21.21 °C	769.86 µS/cm	1.20 mg/L	43.00 NTU	13.8 mV	36.60 ft	8,000.0 ml/min

4/30/2024 4:58 PM	01:03:27	6.83 pH	20.92 °C	779.12 µS/cm	1.66 mg/L	38.90 NTU	15.7 mV	36.60 ft	8,000.0 ml/min
4/30/2024 5:03 PM	01:08:27	6.83 pH	20.97 °C	776.99 µS/cm	1.57 mg/L	23.60 NTU	16.1 mV	36.60 ft	8,000.0 ml/min
4/30/2024 5:08 PM	01:13:27	6.84 pH	20.91 °C	774.36 µS/cm	1.29 mg/L	84.10 NTU	16.3 mV	36.60 ft	8,000.0 ml/min
4/30/2024 5:13 PM	01:18:08	6.83 pH	21.22 °C	770.38 µS/cm	1.36 mg/L	10.84 NTU	18.2 mV	36.60 ft	8,000.0 ml/min
4/30/2024 5:18 PM	01:23:08	6.84 pH	21.07 °C	791.57 µS/cm	1.28 mg/L	76.00 NTU	35.1 mV	36.60 ft	8,000.0 ml/min
4/30/2024 5:23 PM	01:28:08	6.84 pH	21.14 °C	774.63 µS/cm	1.35 mg/L	37.60 NTU	9.7 mV	36.60 ft	8,000.0 ml/min
4/30/2024 5:28 PM	01:33:08	6.83 pH	21.15 °C	772.90 µS/cm	1.28 mg/L	18.00 NTU	9.9 mV	36.60 ft	8,000.0 ml/min
4/30/2024 5:33 PM	01:38:08	6.84 pH	21.01 °C	776.07 µS/cm	1.32 mg/L	15.00 NTU	23.8 mV	36.60 ft	8,000.0 ml/min
4/30/2024 5:38 PM	01:43:08	6.84 pH	20.75 °C	788.36 µS/cm	1.43 mg/L	14.90 NTU	11.6 mV	36.60 ft	8,000.0 ml/min
4/30/2024 5:43 PM	01:48:08	6.83 pH	20.68 °C	787.12 µS/cm	1.45 mg/L	16.60 NTU	15.1 mV	36.60 ft	8,000.0 ml/min
4/30/2024 5:48 PM	01:53:08	6.84 pH	20.64 °C	788.52 µS/cm	1.42 mg/L	16.00 NTU	11.8 mV	36.60 ft	8,000.0 ml/min
4/30/2024 5:53 PM	01:58:08	6.85 pH	20.72 °C	809.29 µS/cm	0.50 mg/L	18.70 NTU	48.4 mV	29.00 ft	8,000.0 ml/min
4/30/2024 5:58 PM	02:03:08	6.84 pH	21.15 °C	793.48 µS/cm	0.30 mg/L	12.00 NTU	48.9 mV	27.00 ft	8,000.0 ml/min
4/30/2024 6:03 PM	02:08:08	6.85 pH	20.72 °C	798.59 µS/cm	0.33 mg/L	10.70 NTU	37.5 mV	26.88 ft	8,000.0 ml/min
4/30/2024 6:08 PM	02:13:08	6.84 pH	20.57 °C	804.55 µS/cm	0.31 mg/L	7.67 NTU	48.8 mV	26.90 ft	8,000.0 ml/min
4/30/2024 6:13 PM	02:18:08	6.84 pH	20.55 °C	809.91 µS/cm	0.29 mg/L	4.56 NTU	72.4 mV	26.99 ft	8,000.0 ml/min

Samples

Sample ID:	Description:

Low-Flow Test Report:

Test Date / Time: 4/30/2024 1:18:01 PM
Project: Plant Hammond
Operator Name: Zain W.

Location Name: INW-05 **Well Diameter: 2 in** **Casing Type: PVC** **Screen Length: 10 ft** **Top of Screen: 34.65 ft** **Total Depth: 44.65 ft** **Initial Depth to Water: 24.90 ft**	**Pump Type: Monsoon** **Tubing Type: Polyethylene** **Pump Intake From TOC: 39.65 ft** **Estimated Total Volume Pumped: 405 liter** **Flow Cell Volume: 90 ml** **Final Flow Rate: 4500 ml/min** **Final Draw Down: 1.51 ft**	**Instrument Used: Aqua TROLL 400** **Serial Number: 966105**

Test Notes:
Well Development

Weather Conditions:
Cloudy, 70 degrees F.

Low-Flow Readings:

Date Time	Elapsed Time	pH	Temperature	Specific Conductivity	RDO Concentration	Turbidity	ORP	Depth to Water	Flow
		+/- 0.1	+/- 0.5	+/- 5 %	+/- 0.2	+/- 5	+/- 10	+/- 0.3	
4/30/2024 1:18 PM	00:00	7.08 pH	17.75 °C	643.85 µS/cm	0.01 mg/L	154.00 NTU	-120.4 mV	24.90 ft	4500.0 ml/min
4/30/2024 1:23 PM	05:00	7.09 pH	17.72 °C	649.16 µS/cm	-0.00 mg/L	64.70 NTU	-122.3 mV	26.46 ft	4500.0 ml/min
4/30/2024 1:28 PM	10:00	7.09 pH	17.72 °C	651.66 µS/cm	-0.01 mg/L	26.90 NTU	-142.0 mV	26.46 ft	4500.0 ml/min
4/30/2024 1:33 PM	15:00	7.08 pH	17.70 °C	652.59 µS/cm	-0.01 mg/L	19.40 NTU	-142.9 mV	26.43 ft	4500.0 ml/min
4/30/2024 1:38 PM	20:00	7.07 pH	17.70 °C	653.95 µS/cm	-0.01 mg/L	12.89 NTU	-142.9 mV	26.50 ft	4500.0 ml/min
4/30/2024 1:43 PM	25:00	7.06 pH	17.68 °C	654.82 µS/cm	-0.01 mg/L	11.22 NTU	-142.7 mV	26.52 ft	4500.0 ml/min
4/30/2024 1:48 PM	30:00	7.05 pH	17.67 °C	655.84 µS/cm	-0.01 mg/L	5.94 NTU	-142.2 mV	26.53 ft	4500.0 ml/min
4/30/2024 1:53 PM	35:00	7.03 pH	17.72 °C	656.45 µS/cm	-0.00 mg/L	73.00 NTU	-138.4 mV	26.40 ft	4500.0 ml/min
4/30/2024 1:58 PM	40:00	7.03 pH	17.72 °C	656.14 µS/cm	-0.01 mg/L	11.90 NTU	-139.2 mV	26.40 ft	4500.0 ml/min
4/30/2024 2:03 PM	45:00	7.00 pH	17.77 °C	659.55 µS/cm	0.00 mg/L	93.90 NTU	-136.8 mV	26.30 ft	4500.0 ml/min
4/30/2024 2:08 PM	50:00	7.01 pH	17.79 °C	657.70 µS/cm	-0.01 mg/L	5.91 NTU	-136.8 mV	26.28 ft	4500.0 ml/min
4/30/2024 2:13 PM	55:00	7.02 pH	17.85 °C	657.01 µS/cm	-0.02 mg/L	2,111.0 NTU	-138.9 mV	26.20 ft	4500.0 ml/min
4/30/2024 2:18 PM	01:00:00	7.05 pH	17.80 °C	657.18 µS/cm	-0.02 mg/L	3.57 NTU	-141.3 mV	26.16 ft	4500.0 ml/min

4/30/2024 2:23 PM	01:05:00	7.06 pH	17.92 °C	660.31 µS/cm	-0.02 mg/L	3,147.0 NTU	-141.6 mV	26.17 ft	4500.0 ml/min
4/30/2024 2:28 PM	01:10:00	7.08 pH	17.84 °C	657.52 µS/cm	-0.02 mg/L	12.90 NTU	-143.2 mV	26.43 ft	4500.0 ml/min
4/30/2024 2:33 PM	01:15:00	7.09 pH	17.85 °C	658.45 µS/cm	-0.02 mg/L	1.33 NTU	-143.3 mV	26.31 ft	4500.0 ml/min
4/30/2024 2:38 PM	01:20:00	7.08 pH	17.86 °C	655.90 µS/cm	-0.02 mg/L	10.28 NTU	-140.8 mV	26.34 ft	4500.0 ml/min
4/30/2024 2:43 PM	01:25:00	7.09 pH	17.83 °C	656.39 µS/cm	-0.02 mg/L	0.25 NTU	-123.7 mV	26.41 ft	4500.0 ml/min

Samples

Sample ID:	Description:

Created using VuSitu from In-Situ, Inc.

Low-Flow Test Report:

Test Date / Time: 5/9/2024 2:07:43 PM
Project: Plant Hammond
Operator Name: Jamie Newsome

Location Name: PT-11 **Well Diameter: 2 in** **Casing Type: PVC** **Screen Length: 10 ft** **Top of Screen: 17 ft** **Total Depth: 27 ft** **Initial Depth to Water: 11.45 ft**	**Pump Type: Monsoon** **Tubing Type: Poly** **Pump Intake From TOC: 22 ft** **Estimated Total Volume Pumped: 424.02 gal** **Flow Cell Volume: 90 ml** **Final Flow Rate: 3.33 gal/min** **Final Draw Down: 0.15 ft**	**Instrument Used: Aqua TROLL 400** **Serial Number: 966105**

Test Notes:
Well Development, Purge 1

Weather Conditions:
Sunny, 66 degrees F.

Low-Flow Readings:

Date Time	Elapsed Time	pH	Temperature	Specific Conductivity	RDO Concentration	Turbidity	ORP	Depth to Water	Flow
		+/- 0.1	+/- 0.5	+/- 3 %	+/- 0.2	+/- 10	+/- 10	+/- 0.3	
5/9/2024 2:07 PM	00:00	7.11 pH	18.01 °C	683.08 µS/cm	-0.00 mg/L	1,273.0 NTU	-25.2 mV	11.50 ft	3.33 gal/min
5/9/2024 2:12 PM	05:00	7.13 pH	18.03 °C	682.27 µS/cm	-0.01 mg/L	2,053.0 NTU	-49.7 mV	11.53 ft	3.33 gal/min
5/9/2024 2:17 PM	10:00	7.16 pH	18.07 °C	685.05 µS/cm	-0.01 mg/L	2,185.0 NTU	-57.7 mV	11.55 ft	3.33 gal/min
5/9/2024 2:22 PM	15:00	7.16 pH	18.08 °C	685.58 µS/cm	-0.01 mg/L	1,089.0 NTU	-53.4 mV	11.55 ft	3.33 gal/min
5/9/2024 2:27 PM	20:00	7.14 pH	18.08 °C	686.10 µS/cm	-0.01 mg/L	1,903.0 NTU	-46.9 mV	11.55 ft	3.33 gal/min
5/9/2024 2:32 PM	25:00	7.16 pH	18.08 °C	686.60 µS/cm	-0.02 mg/L	644.00 NTU	-54.2 mV	11.56 ft	3.33 gal/min
5/9/2024 2:37 PM	30:00	7.16 pH	18.10 °C	686.88 µS/cm	-0.02 mg/L	1,745.0 NTU	-31.4 mV	11.56 ft	3.33 gal/min
5/9/2024 2:42 PM	35:00	7.15 pH	18.08 °C	686.81 µS/cm	-0.02 mg/L	946.00 NTU	-46.6 mV	11.60 ft	3.33 gal/min
5/9/2024 2:47 PM	40:00	7.16 pH	18.08 °C	687.83 µS/cm	-0.02 mg/L	1,047.0 NTU	-46.2 mV	11.60 ft	3.33 gal/min
5/9/2024 2:52 PM	45:00	7.15 pH	18.12 °C	688.22 µS/cm	-0.02 mg/L	1,166.0 NTU	-45.8 mV	11.60 ft	3.33 gal/min
5/9/2024 2:57 PM	50:00	7.15 pH	18.12 °C	687.10 µS/cm	-0.02 mg/L	1,228.0 NTU	-26.0 mV	11.60 ft	3.33 gal/min
5/9/2024 3:02 PM	55:00	7.14 pH	18.08 °C	687.74 µS/cm	-0.02 mg/L	822.00 NTU	-19.1 mV	11.60 ft	3.33 gal/min
5/9/2024 3:07 PM	01:00:00	7.14 pH	18.12 °C	688.51 µS/cm	-0.02 mg/L	1,080.0 NTU	-23.3 mV	11.60 ft	3.33 gal/min

5/9/2024 3:12 PM	01:05:00	7.14 pH	18.08 °C	689.21 µS/cm	-0.02 mg/L	727.00 NTU	-20.2 mV	11.60 ft	3.33 gal/min
5/9/2024 3:17 PM	01:10:00	7.15 pH	18.08 °C	689.08 µS/cm	-0.02 mg/L	127.00 NTU	-40.1 mV	11.60 ft	3.33 gal/min
5/9/2024 3:22 PM	01:15:00	7.14 pH	18.08 °C	689.64 µS/cm	-0.02 mg/L	865.00 NTU	-22.3 mV	11.60 ft	3.33 gal/min
5/9/2024 3:27 PM	01:20:00	7.16 pH	18.07 °C	687.61 µS/cm	-0.02 mg/L	104.00 NTU	-23.9 mV	11.60 ft	3.33 gal/min
5/9/2024 3:32 PM	01:25:00	7.15 pH	18.10 °C	689.15 µS/cm	-0.02 mg/L	54.20 NTU	-43.5 mV	11.60 ft	3.33 gal/min
5/9/2024 3:37 PM	01:30:00	7.14 pH	18.09 °C	689.93 µS/cm	-0.02 mg/L	33.70 NTU	-39.8 mV	11.60 ft	3.33 gal/min
5/9/2024 3:42 PM	01:35:00	7.15 pH	18.08 °C	689.12 µS/cm	-0.02 mg/L	15.70 NTU	-41.8 mV	11.60 ft	3.33 gal/min
5/9/2024 3:47 PM	01:40:00	7.13 pH	18.14 °C	688.20 µS/cm	-0.02 mg/L	53.20 NTU	-18.9 mV	11.60 ft	3.33 gal/min
5/9/2024 3:52 PM	01:45:00	7.13 pH	18.12 °C	690.98 µS/cm	-0.02 mg/L	11.80 NTU	-38.6 mV	11.60 ft	3.33 gal/min
5/9/2024 3:57 PM	01:50:00	7.13 pH	18.15 °C	691.02 µS/cm	-0.02 mg/L	11.46 NTU	-39.3 mV	11.60 ft	3.33 gal/min
5/9/2024 4:02 PM	01:55:00	7.13 pH	18.13 °C	691.85 µS/cm	-0.02 mg/L	6.82 NTU	-38.1 mV	11.60 ft	3.33 gal/min
5/9/2024 4:07 PM	02:00:00	7.13 pH	18.12 °C	690.99 µS/cm	-0.02 mg/L	6.44 NTU	-19.3 mV	11.60 ft	3.33 gal/min
5/9/2024 4:12 PM	02:05:00	7.12 pH	18.16 °C	690.87 µS/cm	-0.02 mg/L	3.28 NTU	-35.4 mV	11.60 ft	3.33 gal/min
5/9/2024 4:15 PM	02:07:20	7.13 pH	18.12 °C	691.93 µS/cm	-0.02 mg/L		-35.7 mV	11.60 ft	3.33 gal/min

Samples

Sample ID:	Description:

Low-Flow Test Report:

Test Date / Time: 5/9/2024 4:23:25 PM
Project: Plant Hammond
Operator Name: Jamie Newsome

Location Name: PT-11 **Well Diameter: 2 in** **Casing Type: PVC** **Screen Length: 10 ft** **Top of Screen: 17 ft** **Total Depth: 27 ft** **Initial Depth to Water: 11.60 ft**	**Pump Type: Monsoon** **Tubing Type: Polyethylene** **Pump Intake From TOC: 22 ft** **Estimated Total Volume Pumped: 88.5 gal** **Flow Cell Volume: 90 ml** **Final Flow Rate: 1 gal/min** **Final Draw Down: 0.00 ft**	**Instrument Used: Aqua TROLL 400** **Serial Number: 966105**

Test Notes:
Well Development, Purge 2

Weather Conditions:
Sunny, 66 degrees F.

Low-Flow Readings:

Date Time	Elapsed Time	pH	Temperature	Specific Conductivity	RDO Concentration	Turbidity	ORP	Depth to Water	Flow
		+/- 0.1	+/- 0.5	+/- 3 %	+/- 0.2	+/- 10	+/- 10	+/- 0.3	
5/9/2024 4:23 PM	00:00	7.10 pH	19.12 °C	690.09 µS/cm	-0.02 mg/L	3.29 NTU	-25.2 mV	11.60 ft	1.00 gal/min
5/9/2024 4:28 PM	05:00	7.11 pH	19.11 °C	3.19 µS/cm	2.01 mg/L	8.18 NTU	24.3 mV	11.60 ft	1.00 gal/min
5/9/2024 4:33 PM	10:00	7.04 pH	21.96 °C	694.75 µS/cm	0.06 mg/L	12.50 NTU	-8.7 mV	11.60 ft	1.00 gal/min
5/9/2024 4:38 PM	15:00	7.02 pH	21.80 °C	691.97 µS/cm	0.01 mg/L	11.20 NTU	-14.0 mV	11.60 ft	1.00 gal/min
5/9/2024 4:43 PM	20:00	7.01 pH	21.46 °C	689.01 µS/cm	0.00 mg/L	12.18 NTU	-14.3 mV	11.60 ft	1.00 gal/min
5/9/2024 4:48 PM	25:00	7.01 pH	21.81 °C	688.57 µS/cm	0.00 mg/L	11.74 NTU	-28.2 mV	11.60 ft	1.00 gal/min
5/9/2024 4:53 PM	30:00	7.02 pH	21.80 °C	688.81 µS/cm	0.00 mg/L	11.08 NTU	-28.1 mV	11.60 ft	1.00 gal/min
5/9/2024 4:58 PM	35:00	7.03 pH	21.58 °C	689.43 µS/cm	0.00 mg/L	10.02 NTU	-28.8 mV	11.60 ft	1.00 gal/min
5/9/2024 5:03 PM	40:00	7.04 pH	21.42 °C	689.88 µS/cm	0.00 mg/L	9.68 NTU	-27.6 mV	11.60 ft	1.00 gal/min
5/9/2024 5:08 PM	45:00	7.04 pH	21.59 °C	689.25 µS/cm	-0.00 mg/L	10.90 NTU	-27.1 mV	11.60 ft	1.00 gal/min
5/9/2024 5:13 PM	50:00	7.05 pH	21.25 °C	695.17 µS/cm	-0.00 mg/L	8.56 NTU	-12.8 mV	11.60 ft	1.00 gal/min
5/9/2024 5:18 PM	55:00	7.05 pH	23.61 °C	698.55 µS/cm	0.02 mg/L	8.53 NTU	-11.8 mV	11.60 ft	1.00 gal/min
5/9/2024 5:23 PM	01:00:00	7.00 pH	24.67 °C	690.40 µS/cm	0.02 mg/L	11.60 NTU	-15.9 mV	11.60 ft	1.00 gal/min

5/9/2024 5:28 PM	01:05:00	6.94 pH	24.28 °C	695.53 µS/cm	0.02 mg/L	10.70 NTU	-12.6 mV	11.60 ft	1.00 gal/min
5/9/2024 5:33 PM	01:10:00	6.92 pH	21.74 °C	675.07 µS/cm	-0.00 mg/L	8.73 NTU	-5.6 mV	11.60 ft	1.00 gal/min
5/9/2024 5:38 PM	01:15:00	7.00 pH	21.15 °C	680.97 µS/cm	-0.01 mg/L	5.55 NTU	-17.4 mV	11.60 ft	1.00 gal/min
5/9/2024 5:43 PM	01:20:00	7.04 pH	20.75 °C	686.31 µS/cm	-0.01 mg/L	5.81 NTU	-20.9 mV	11.60 ft	1.00 gal/min
5/9/2024 5:48 PM	01:25:00	7.05 pH	21.17 °C	688.43 µS/cm	-0.01 mg/L	4.04 NTU	-10.1 mV	11.60 ft	1.00 gal/min

Samples

Sample ID:	Description:

Low-Flow Test Report:

Test Date / Time: 5/10/2024 2:44:37 PM
Project: Plant Hammond
Operator Name: Jamie Newsome

Location Name: PT-12 **Well Diameter: 2 in** **Casing Type: PVC** **Screen Length: 10 ft** **Top of Screen: 22 ft** **Total Depth: 27 ft** **Initial Depth to Water: 11.55 ft**	**Pump Type: Monsoon** **Tubing Type: Polyethylene** **Pump Intake From TOC: 22 ft** **Estimated Total Volume Pumped: 262.5 gal** **Flow Cell Volume: 90 ml** **Final Flow Rate: 2.5 gal/min** **Final Draw Down: 0.05 ft**	**Instrument Used: Aqua TROLL 400** **Serial Number: 966105**

Test Notes:
Well Development, Purge 1

Weather Conditions:
Sunny, 80 degrees F.

Low-Flow Readings:

Date Time	Elapsed Time	pH	Temperature	Specific Conductivity	RDO Concentration	Turbidity	ORP	Depth to Water	Flow
		+/- 0.1	+/- 0.5	+/- 3 %	+/- 0.2	+/- 10	+/- 10	+/- 0.3	
5/10/2024 2:44 PM	00:00	6.97 pH	19.23 °C	680.65 µS/cm	0.01 mg/L	++++	55.7 mV	11.55 ft	2.50 gal/min
5/10/2024 2:49 PM	05:00	7.00 pH	18.30 °C	700.43 µS/cm	0.01 mg/L	++++	9.2 mV	11.55 ft	2.50 gal/min
5/10/2024 2:54 PM	10:00	7.02 pH	18.30 °C	697.77 µS/cm	-0.00 mg/L	1,696.0 NTU	-7.6 mV	11.55 ft	2.50 gal/min
5/10/2024 2:59 PM	15:00	7.02 pH	18.30 °C	698.80 µS/cm	-0.01 mg/L	1,304.0 NTU	3.8 mV	11.55 ft	2.50 gal/min
5/10/2024 3:04 PM	20:00	7.02 pH	18.25 °C	700.74 µS/cm	-0.01 mg/L	1,375.0 NTU	0.8 mV	11.55 ft	2.50 gal/min
5/10/2024 3:09 PM	25:00	7.03 pH	18.21 °C	698.85 µS/cm	-0.01 mg/L	1,551.0 NTU	1.9 mV	11.55 ft	2.50 gal/min
5/10/2024 3:14 PM	30:00	7.02 pH	18.27 °C	700.11 µS/cm	-0.01 mg/L	1,098.0 NTU	-6.9 mV	11.55 ft	2.50 gal/min
5/10/2024 3:19 PM	35:00	7.02 pH	18.25 °C	700.16 µS/cm	-0.01 mg/L	1,071.0 NTU	-9.6 mV	11.55 ft	2.50 gal/min
5/10/2024 3:24 PM	40:00	7.01 pH	18.31 °C	701.16 µS/cm	-0.01 mg/L	851.00 NTU	-13.5 mV	11.55 ft	2.50 gal/min
5/10/2024 3:29 PM	45:00	7.01 pH	18.31 °C	700.96 µS/cm	-0.01 mg/L	1,070.0 NTU	-15.7 mV	11.55 ft	2.50 gal/min
5/10/2024 3:34 PM	50:00	7.05 pH	18.30 °C	697.20 µS/cm	-0.01 mg/L	895.00 NTU	-15.8 mV	11.55 ft	2.50 gal/min
5/10/2024 3:39 PM	55:00	7.04 pH	18.29 °C	697.30 µS/cm	-0.01 mg/L	52.50 NTU	-7.1 mV	11.60 ft	2.50 gal/min
5/10/2024 3:44 PM	01:00:00	7.03 pH	18.29 °C	698.22 µS/cm	-0.01 mg/L	84.40 NTU	-8.4 mV	11.60 ft	2.50 gal/min

5/10/2024 3:49 PM	01:05:00	7.03 pH	18.27 °C	697.90 µS/cm	-0.01 mg/L	34.00 NTU	-2.5 mV	11.60 ft	2.50 gal/min
5/10/2024 3:54 PM	01:10:00	7.03 pH	18.27 °C	697.29 µS/cm	-0.01 mg/L	23.70 NTU	0.5 mV	11.60 ft	2.50 gal/min
5/10/2024 3:59 PM	01:15:00	7.03 pH	18.25 °C	698.23 µS/cm	-0.01 mg/L	16.40 NTU	1.9 mV	11.60 ft	2.50 gal/min
5/10/2024 4:04 PM	01:20:00	7.02 pH	18.25 °C	698.36 µS/cm	-0.01 mg/L	14.10 NTU	2.1 mV	11.60 ft	2.50 gal/min
5/10/2024 4:09 PM	01:25:00	7.03 pH	18.25 °C	698.99 µS/cm	-0.02 mg/L	15.19 NTU	3.8 mV	11.60 ft	2.50 gal/min
5/10/2024 4:14 PM	01:30:00	7.02 pH	18.25 °C	698.68 µS/cm	-0.01 mg/L	11.65 NTU	2.1 mV	11.60 ft	2.50 gal/min
5/10/2024 4:19 PM	01:35:00	7.02 pH	18.16 °C	699.46 µS/cm	-0.02 mg/L	9.86 NTU	1.0 mV	11.60 ft	2.50 gal/min
5/10/2024 4:24 PM	01:40:00	7.02 pH	18.12 °C	700.57 µS/cm	-0.02 mg/L	6.84 NTU	-1.0 mV	11.60 ft	2.50 gal/min
5/10/2024 4:29 PM	01:45:00	7.02 pH	18.15 °C	700.54 µS/cm	-0.02 mg/L	4.87 NTU	7.8 mV	11.60 ft	2.50 gal/min

Samples

Sample ID:	Description:

Low-Flow Test Report:

Test Date / Time: 5/10/2024 4:43:04 PM
Project: Plant Hammond
Operator Name: Jamie Newsome

Location Name: PT-12 **Well Diameter: 2 in** **Casing Type: PVC** **Screen Length: 10 ft** **Top of Screen: 22 ft** **Total Depth: 27 ft** **Initial Depth to Water: 11.60 ft**	**Pump Type: Monsoon** **Tubing Type: Polyethylene** **Pump Intake From TOC: 22 ft** **Estimated Total Volume Pumped: 10 liter** **Flow Cell Volume: 90 ml** **Final Flow Rate: 250 ml/min** **Final Draw Down: 0.00 ft**	**Instrument Used: Aqua TROLL 400** **Serial Number: 966105**

Test Notes:
Well Development, Purge 2

Weather Conditions:
Clear, 80 degrees F.

Low-Flow Readings:

Date Time	Elapsed Time	pH	Temperature	Specific Conductivity	RDO Concentration	Turbidity	ORP	Depth to Water	Flow
		+/- 0.1	+/- 0.5	+/- 3 %	+/- 0.2	+/- 10	+/- 10	+/- 0.3	
5/10/2024 4:43 PM	00:00	7.00 pH	21.08 °C	700.69 µS/cm	0.01 mg/L	11.30 NTU	-4.3 mV	11.60 ft	250.00 ml/min
5/10/2024 4:48 PM	05:00	6.99 pH	21.92 °C	695.09 µS/cm	0.03 mg/L	12.20 NTU	-15.1 mV	11.60 ft	250.00 ml/min
5/10/2024 4:53 PM	10:00	6.98 pH	22.04 °C	692.50 µS/cm	0.03 mg/L	12.89 NTU	-42.4 mV	11.60 ft	250.00 ml/min
5/10/2024 4:58 PM	15:00	6.97 pH	22.03 °C	692.75 µS/cm	0.02 mg/L	12.27 NTU	-22.6 mV	11.60 ft	250.00 ml/min
5/10/2024 5:03 PM	20:00	6.97 pH	22.01 °C	693.64 µS/cm	0.02 mg/L	10.01 NTU	-39.3 mV	11.60 ft	250.00 ml/min
5/10/2024 5:08 PM	25:00	6.97 pH	22.04 °C	693.44 µS/cm	0.03 mg/L	9.80 NTU	-38.6 mV	11.60 ft	250.00 ml/min
5/10/2024 5:13 PM	30:00	6.96 pH	21.86 °C	693.81 µS/cm	0.03 mg/L	7.46 NTU	-37.4 mV	11.60 ft	250.00 ml/min
5/10/2024 5:18 PM	35:00	6.97 pH	21.76 °C	694.36 µS/cm	0.02 mg/L	5.72 NTU	-34.0 mV	11.60 ft	250.00 ml/min
5/10/2024 5:23 PM	40:00	6.97 pH	21.63 °C	694.76 µS/cm	0.03 mg/L	5.72 NTU	-36.7 mV	11.60 ft	250.00 ml/min
5/10/2024 5:28 PM	45:00	6.97 pH	21.64 °C	693.43 µS/cm	0.03 mg/L	4.89 NTU	-35.2 mV	11.60 ft	250.00 ml/min

Samples

Sample ID:	Description:

Low-Flow Test Report:

Test Date / Time: 5/1/2024 9:42:55 AM
Project: Hammond
Operator Name: Zain W.

Location Name: PT-13 **Well Diameter: 2 in** **Casing Type: PVC** **Screen Length: 10 ft** **Top of Screen: 35 ft** **Total Depth: 45 ft** **Initial Depth to Water: 25.37 ft**	**Pump Type: Monsoon** **Tubing Type: Polyethylene** **Pump Intake From TOC: 40 ft** **Estimated Total Volume Pumped: 74 liter** **Flow Cell Volume: 90 ml** **Final Flow Rate: 4500 ml/min** **Final Draw Down: 9.82 ft**	**Instrument Used: Aqua TROLL 400** **Serial Number: 966105**

Test Notes:
Well Development

Weather Conditions:
Clear, 70 degrees F.

Low-Flow Readings:

Date Time	Elapsed Time	pH	Temperature	Specific Conductivity	RDO Concentration	Turbidity	ORP	Depth to Water	Flow
		+/- 0.1	+/- 0.5	+/- 5 %	+/- 0.2	+/- 5	+/- 10	+/- 0.3	
5/1/2024 9:42 AM	00:00	6.83 pH	17.92 °C	725.46 µS/cm	0.01 mg/L	1,190.0 NTU	-115.4 mV	25.37 ft	4,500.0 ml/min
5/1/2024 9:47 AM	05:00	6.80 pH	17.98 °C	736.81 µS/cm	0.01 mg/L	1,181.0 NTU	-120.4 mV	30.55 ft	4,500.0 ml/min
5/1/2024 9:52 AM	10:00	6.79 pH	18.00 °C	742.73 µS/cm	-0.00 mg/L	1,124.0 NTU	-137.7 mV	32.47 ft	4,500.0 ml/min
5/1/2024 9:57 AM	15:00	6.77 pH	18.02 °C	741.81 µS/cm	-0.01 mg/L	803.00 NTU	-141.6 mV	33.93 ft	4,500.0 ml/min
5/1/2024 10:02 AM	20:00	6.75 pH	18.05 °C	747.78 µS/cm	-0.01 mg/L	787.00 NTU	-131.6 mV	33.94 ft	4,500.0 ml/min
5/1/2024 10:07 AM	25:00	6.74 pH	18.08 °C	752.23 µS/cm	-0.01 mg/L	1,079.0 NTU	-146.8 mV	33.96 ft	4,500.0 ml/min
5/1/2024 10:12 AM	30:00	6.72 pH	18.07 °C	753.58 µS/cm	-0.01 mg/L	1,095.0 NTU	-141.0 mV	33.57 ft	4,500.0 ml/min
5/1/2024 10:17 AM	35:00	6.71 pH	18.08 °C	755.56 µS/cm	-0.01 mg/L	1,013.0 NTU	-153.0 mV	33.32 ft	4,500.0 ml/min
5/1/2024 10:22 AM	40:00	6.69 pH	18.09 °C	756.22 µS/cm	-0.01 mg/L	760.00 NTU	-153.5 mV	32.94 ft	4,500.0 ml/min
5/1/2024 10:27 AM	45:00	6.68 pH	18.12 °C	758.42 µS/cm	-0.01 mg/L	1,094.0 NTU	-151.3 mV	33.62 ft	4,500.0 ml/min
5/1/2024 10:32 AM	50:00	6.66 pH	18.12 °C	760.08 µS/cm	-0.01 mg/L	485.00 NTU	-150.3 mV	33.31 ft	4,500.0 ml/min
5/1/2024 10:37 AM	55:00	6.65 pH	18.12 °C	759.71 µS/cm	-0.01 mg/L	62.00 NTU	-147.4 mV	33.60 ft	4,500.0 ml/min
5/1/2024 10:42 AM	01:00:00	6.65 pH	18.13 °C	758.25 µS/cm	0.00 mg/L	980.00 NTU	-141.2 mV	34.94 ft	4,500.0 ml/min

5/1/2024 10:47 AM	01:05:00	6.65 pH	18.18 °C	760.02 µS/cm	-0.01 mg/L	378.00 NTU	-148.7 mV	35.17 ft	4,500.0 ml/min
5/1/2024 10:52 AM	01:10:00	6.65 pH	18.16 °C	763.65 µS/cm	0.08 mg/L	--	-124.5 mV	34.94 ft	4,500.0 ml/min
5/1/2024 10:57 AM	01:15:00	6.65 pH	18.18 °C	762.86 µS/cm	0.33 mg/L	57.00 NTU	-116.9 mV	35.75 ft	4,500.0 ml/min
5/1/2024 11:02 AM	01:20:00	6.65 pH	18.20 °C	764.71 µS/cm	0.37 mg/L	59.00 NTU	-107.2 mV	35.75 ft	4,500.0 ml/min
5/1/2024 11:07 AM	01:25:00	6.64 pH	18.19 °C	767.48 µS/cm	0.33 mg/L	88.00 NTU	-101.7 mV	35.75 ft	4,500.0 ml/min
5/1/2024 11:12 AM	01:30:00	6.65 pH	18.23 °C	774.70 µS/cm	0.34 mg/L	--	-99.7 mV	35.75 ft	4,500.0 ml/min
5/1/2024 11:17 AM	01:35:00	6.64 pH	18.25 °C	776.37 µS/cm	0.33 mg/L	--	-83.9 mV	35.75 ft	4,500.0 ml/min
5/1/2024 11:22 AM	01:40:00	6.66 pH	18.28 °C	781.97 µS/cm	0.36 mg/L	87.00 NTU	-84.0 mV	36.44 ft	4,500.0 ml/min
5/1/2024 11:27 AM	01:45:00	6.79 pH	18.24 °C	785.41 µS/cm	0.31 mg/L	29.00 NTU	-98.9 mV	35.31 ft	4,500.0 ml/min
5/1/2024 11:32 AM	01:50:00	6.84 pH	18.25 °C	785.30 µS/cm	0.23 mg/L	--	-89.9 mV	36.44 ft	4,500.0 ml/min
5/1/2024 11:37 AM	01:55:00	6.82 pH	18.22 °C	787.69 µS/cm	0.23 mg/L	12.10 NTU	-100.1 mV	35.35 ft	4,500.0 ml/min
5/1/2024 11:42 AM	02:00:00	6.82 pH	18.29 °C	790.03 µS/cm	0.26 mg/L	31.20 NTU	-86.3 mV	35.42 ft	4,500.0 ml/min
5/1/2024 11:47 AM	02:05:00	6.85 pH	18.30 °C	789.10 µS/cm	0.18 mg/L	--	-98.3 mV	35.42 ft	4,500.0 ml/min
5/1/2024 11:52 AM	02:10:00	6.87 pH	18.30 °C	788.08 µS/cm	0.16 mg/L	17.10 NTU	-99.6 mV	35.47 ft	4,500.0 ml/min
5/1/2024 11:57 AM	02:15:00	6.88 pH	18.31 °C	787.47 µS/cm	0.20 mg/L	11.20 NTU	-99.4 mV	35.53 ft	4,500.0 ml/min
5/1/2024 12:02 PM	02:20:00	6.90 pH	18.33 °C	791.93 µS/cm	0.21 mg/L	6.91 NTU	-98.2 mV	35.34 ft	4,500.0 ml/min
5/1/2024 12:07 PM	02:25:00	6.99 pH	18.38 °C	789.32 µS/cm	0.20 mg/L	8.26 NTU	-102.7 mV	35.05 ft	4,500.0 ml/min
5/1/2024 12:12 PM	02:30:00	7.01 pH	18.36 °C	786.70 µS/cm	0.13 mg/L	8.82 NTU	-104.6 mV	35.00 ft	4,500.0 ml/min
5/1/2024 12:17 PM	02:35:00	7.02 pH	18.37 °C	787.34 µS/cm	0.14 mg/L	5.05 NTU	-105.8 mV	35.12 ft	4,500.0 ml/min
5/1/2024 12:22 PM	02:40:00	7.03 pH	18.34 °C	789.09 µS/cm	0.13 mg/L	5.61 NTU	-93.9 mV	35.18 ft	4,500.0 ml/min
5/1/2024 12:27 PM	02:45:00	7.04 pH	18.38 °C	788.66 µS/cm	0.11 mg/L	4.57 NTU	-106.2 mV	35.19 ft	4,500.0 ml/min

Samples

Sample ID:	Description:

Low-Flow Test Report:

Test Date / Time: 4/30/2024 3:56:54 PM
Project: Hammond
Operator Name: Zain W.

Location Name: PT-14 **Well Diameter: 2 in** **Casing Type: PVC** **Screen Length: 10 ft** **Top of Screen: 34.65 ft** **Total Depth: 44.65 ft** **Initial Depth to Water: 25.00 ft**	**Pump Type: Monsoon** **Tubing Type: Polyethylene** **Pump Intake From TOC: 39.65 ft** **Estimated Total Volume Pumped: 63 liter** **Flow Cell Volume: 90 ml** **Final Flow Rate: 4500 ml/min** **Final Draw Down: 1.62 ft**	**Instrument Used: Aqua TROLL 400** **Serial Number: 966105**

Test Notes:
Well Development

Weather Conditions:
Clear, 80 degrees F.

Low-Flow Readings:

Date Time	Elapsed Time	pH	Temperature	Specific Conductivity	RDO Concentration	Turbidity	ORP	Depth to Water	Flow
		+/- 0.1	+/- 0.5	+/- 5 %	+/- 0.2	+/- 5	+/- 10	+/- 0.3	
4/30/2024 3:56 PM	00:00	6.92 pH	21.17 °C	574.44 µS/cm	0.02 mg/L	4,300.0 NTU	-85.9 mV	25.00 ft	4,500.0 ml/min
4/30/2024 4:01 PM	05:00	6.95 pH	21.57 °C	576.88 µS/cm	0.02 mg/L	--	-98.5 mV	26.50 ft	4,500.0 ml/min
4/30/2024 4:06 PM	10:00	6.96 pH	22.48 °C	582.08 µS/cm	0.02 mg/L	--	-119.9 mV	25.00 ft	4,500.0 ml/min
4/30/2024 4:11 PM	15:00	7.11 pH	23.15 °C	2.46 µS/cm	8.42 mg/L	--	-30.4 mV	25.00 ft	4,500.0 ml/min
4/30/2024 4:16 PM	20:00	7.31 pH	24.19 °C	2.37 µS/cm	8.39 mg/L	--	35.9 mV	25.00 ft	4,500.0 ml/min
4/30/2024 4:21 PM	25:00	6.99 pH	19.32 °C	570.89 µS/cm	0.05 mg/L	--	-88.5 mV	25.00 ft	4,500.0 ml/min
4/30/2024 4:26 PM	30:00	7.03 pH	18.88 °C	571.90 µS/cm	0.13 mg/L	-46.00 NTU	-109.7 mV	25.00 ft	4,500.0 ml/min
4/30/2024 4:31 PM	35:00	7.02 pH	18.88 °C	580.18 µS/cm	0.01 mg/L	675.00 NTU	-109.5 mV	26.45 ft	4,500.0 ml/min
4/30/2024 4:36 PM	40:00	7.02 pH	18.83 °C	582.68 µS/cm	0.01 mg/L	1,322.0 NTU	-111.4 mV	26.45 ft	4,500.0 ml/min
4/30/2024 4:41 PM	45:00	7.02 pH	18.77 °C	583.54 µS/cm	0.02 mg/L	683.00 NTU	-116.4 mV	26.46 ft	4,500.0 ml/min
4/30/2024 4:46 PM	50:00	7.00 pH	18.72 °C	585.85 µS/cm	0.01 mg/L	45.40 NTU	-116.8 mV	26.73 ft	4,500.0 ml/min
4/30/2024 4:51 PM	55:00	6.98 pH	18.75 °C	585.99 µS/cm	0.00 mg/L	97.00 NTU	-116.3 mV	26.77 ft	4,500.0 ml/min
4/30/2024 4:56 PM	01:00:00	6.97 pH	18.70 °C	587.95 µS/cm	-0.00 mg/L	25.60 NTU	-116.6 mV	26.77 ft	4,500.0 ml/min

4/30/2024 5:01 PM	01:05:00	6.95 pH	18.70 °C	588.09 µS/cm	0.00 mg/L	12.91 NTU	-115.8 mV	26.77 ft	4,500.0 ml/min
4/30/2024 5:06 PM	01:10:00	6.92 pH	18.70 °C	588.75 µS/cm	-0.01 mg/L	8.26 NTU	-115.2 mV	26.78 ft	4,500.0 ml/min
4/30/2024 5:11 PM	01:15:00	6.90 pH	18.77 °C	585.75 µS/cm	-0.01 mg/L	++++	-109.5 mV	26.78 ft	4,500.0 ml/min
4/30/2024 5:16 PM	01:20:00	6.87 pH	18.79 °C	586.13 µS/cm	-0.01 mg/L	++++	-101.9 mV	26.70 ft	4,500.0 ml/min
4/30/2024 5:21 PM	01:25:00	6.86 pH	18.74 °C	590.52 µS/cm	-0.01 mg/L	++++	-113.6 mV	26.70 ft	4,500.0 ml/min
4/30/2024 5:26 PM	01:30:00	6.85 pH	18.68 °C	590.92 µS/cm	-0.01 mg/L	1,288.0 NTU	-114.1 mV	26.80 ft	4,500.0 ml/min
4/30/2024 5:31 PM	01:35:00	6.83 pH	18.68 °C	591.55 µS/cm	-0.01 mg/L	40.20 NTU	-113.7 mV	26.80 ft	4,500.0 ml/min
4/30/2024 5:36 PM	01:40:00	6.82 pH	18.65 °C	591.95 µS/cm	-0.01 mg/L	13.30 NTU	-113.1 mV	26.82 ft	4,500.0 ml/min
4/30/2024 5:41 PM	01:45:00	6.81 pH	18.70 °C	602.23 µS/cm	-0.01 mg/L	--	-111.9 mV	26.85 ft	4,500.0 ml/min
4/30/2024 5:46 PM	01:50:00	6.83 pH	18.70 °C	591.42 µS/cm	-0.01 mg/L	++++	-115.1 mV	26.52 ft	4,500.0 ml/min
4/30/2024 5:51 PM	01:55:00	6.80 pH	18.64 °C	592.29 µS/cm	-0.02 mg/L	744.00 NTU	-114.1 mV	26.62 ft	4,500.0 ml/min
4/30/2024 5:56 PM	02:00:00	6.77 pH	18.63 °C	593.25 µS/cm	-0.02 mg/L	26.00 NTU	-112.7 mV	26.62 ft	4,500.0 ml/min
4/30/2024 6:01 PM	02:05:00	6.76 pH	18.64 °C	594.08 µS/cm	-0.02 mg/L	--	-111.9 mV	26.62 ft	4,500.0 ml/min
4/30/2024 6:06 PM	02:10:00	6.80 pH	18.68 °C	594.10 µS/cm	-0.02 mg/L	19.40 NTU	-114.2 mV	26.62 ft	4,500.0 ml/min
4/30/2024 6:11 PM	02:15:00	6.78 pH	18.65 °C	594.30 µS/cm	-0.02 mg/L	--	-113.2 mV	26.62 ft	4,500.0 ml/min
4/30/2024 6:16 PM	02:20:00	6.75 pH	18.61 °C	594.75 µS/cm	-0.02 mg/L	3.18 NTU	-111.5 mV	26.62 ft	4,500.0 ml/min

Samples

Sample ID:	Description:

Low-Flow Test Report:

Test Date / Time: 4/30/2024 10:46:40 AM
Project: Plant Hammond
Operator Name: Elisabeth Russell

Location Name: PT-15 **Well Diameter: 2 in** **Casing Type: PVC** **Screen Length: 10 ft** **Top of Screen: 34.54 ft** **Total Depth: 44.54 ft** **Initial Depth to Water: 24.85 ft**	**Pump Type: Monsoon** **Tubing Type: Polyethylene** **Pump Intake From TOC: 42 ft** **Estimated Total Volume Pumped: 686 liter** **Flow Cell Volume: 90 ml** **Final Flow Rate: 7000 ml/min** **Final Draw Down: 1.25 ft**	**Instrument Used: Aqua TROLL 400** **Serial Number: 883546**

Test Notes:
Well Development

Low-Flow Readings:

Date Time	Elapsed Time	pH	Temperature	Specific Conductivity	RDO Concentration	Turbidity	ORP	Depth to Water	Flow
		+/- 0.1	+/- 0.5	+/- 5 %	+/- 0.2	+/- 5	+/- 10	+/- 0.5	
4/30/2024 10:46 AM	00:00	6.82 pH	24.30 °C	849.91 µS/cm	-0.06 mg/L	7.94 NTU	1.5 mV	25.85 ft	7,000.0 ml/min
4/30/2024 10:50 AM	04:09	6.82 pH	24.10 °C	856.11 µS/cm	-0.07 mg/L	7.94 NTU	0.1 mV	25.85 ft	7,000.0 ml/min
4/30/2024 10:55 AM	08:45	6.83 pH	23.53 °C	864.43 µS/cm	-0.07 mg/L	7.72 NTU	-1.0 mV	26.00 ft	7,000.0 ml/min
4/30/2024 11:00 AM	13:45	7.10 pH	23.10 °C	2.36 µS/cm	2.71 mg/L	7.69 NTU	108.5 mV	26.05 ft	7,000.0 ml/min
4/30/2024 11:05 AM	18:45	7.14 pH	23.23 °C	1.67 µS/cm	3.79 mg/L	--	121.4 mV	--	7,000.0 ml/min
4/30/2024 11:10 AM	23:45	7.24 pH	23.85 °C	1.47 µS/cm	4.75 mg/L	--	126.9 mV	--	7,000.0 ml/min
4/30/2024 11:15 AM	28:45	7.20 pH	24.25 °C	1.54 µS/cm	6.69 mg/L	--	129.8 mV	--	7,000.0 ml/min
4/30/2024 11:20 AM	33:45	7.36 pH	25.34 °C	1.45 µS/cm	7.52 mg/L	--	132.1 mV	--	7,000.0 ml/min
4/30/2024 11:26 AM	39:37	6.90 pH	24.14 °C	872.00 µS/cm	0.64 mg/L	145.00 NTU	35.0 mV	26.20 ft	7,000.0 ml/min
4/30/2024 11:31 AM	44:37	6.84 pH	22.20 °C	898.59 µS/cm	-0.04 mg/L	44.30 NTU	8.7 mV	25.90 ft	7,000.0 ml/min
4/30/2024 11:36 AM	49:37	6.84 pH	22.24 °C	894.88 µS/cm	-0.05 mg/L	13.10 NTU	1.0 mV	25.95 ft	7,000.0 ml/min
4/30/2024 11:41 AM	54:37	6.85 pH	22.15 °C	895.30 µS/cm	-0.06 mg/L	7.84 NTU	-2.8 mV	25.97 ft	7,000.0 ml/min
4/30/2024 11:46 AM	59:37	6.86 pH	22.15 °C	872.50 µS/cm	0.26 mg/L	924.00 NTU	-3.4 mV	25.97 ft	7,000.0 ml/min
4/30/2024 11:48 AM	01:01:47	6.87 pH	22.21 °C	909.50 µS/cm	-0.06 mg/L	920.00 NTU	-7.4 mV	26.00 ft	7,000.0 ml/min
4/30/2024 11:53 AM	01:06:47	6.87 pH	21.75 °C	912.43 µS/cm	-0.06 mg/L	66.80 NTU	-8.5 mV	26.03 ft	7,000.0 ml/min

4/30/2024 11:58 AM	01:11:47	6.88 pH	21.86 °C	911.93 µS/cm	-0.07 mg/L	22.40 NTU	-8.1 mV	26.06 ft	7,000.0 ml/min
4/30/2024 12:03 PM	01:16:47	6.88 pH	21.90 °C	908.80 µS/cm	-0.07 mg/L	108.00 NTU	-8.3 mV	26.08 ft	7,000.0 ml/min
4/30/2024 12:08 PM	01:21:47	6.86 pH	21.72 °C	899.92 µS/cm	-0.07 mg/L	16.00 NTU	-4.4 mV	26.08 ft	7,000.0 ml/min
4/30/2024 12:13 PM	01:26:47	6.86 pH	21.67 °C	900.82 µS/cm	-0.07 mg/L	5.78 NTU	-4.6 mV	26.09 ft	7,000.0 ml/min
4/30/2024 12:18 PM	01:31:47	6.86 pH	21.64 °C	899.12 µS/cm	-0.06 mg/L	72.00 NTU	-2.2 mV	26.10 ft	7,000.0 ml/min
4/30/2024 12:23 PM	01:36:47	6.86 pH	21.53 °C	900.50 µS/cm	-0.07 mg/L	6.61 NTU	-4.7 mV	26.10 ft	7,000.0 ml/min
4/30/2024 12:28 PM	01:41:47	6.86 pH	21.62 °C	898.96 µS/cm	-0.07 mg/L	3.49 NTU	-5.1 mV	26.10 ft	7,000.0 ml/min
4/30/2024 12:31 PM	01:45:16	6.86 pH	21.58 °C	899.92 µS/cm	-0.07 mg/L	3.40 NTU	-5.2 mV	26.10 ft	7,000.0 ml/min

Samples

Sample ID:	Description:

Site Name: Hammond

Calibrated By: Elisabeth Russell

Field Instrumentation Calibration Form

Date: 9/30/24

Field Conditions: Wet

Instrument	Manufactuer/ Model	Serial Number
Water Quality Meter	Aquatrill 400	883596
Turbidity Meter	2020We	1511-4111

Calibration Standard Information				
Parameter	Standard	Lot #	Date of Expiration	Brand
Specific Conductance (µS/cm)	4,490	24005593	12/24	Air
pH (SU)	4.00	24005593	12/24	Air
pH (SU)	7.00	24004517	12/24	Air
pH (SU)	10.00	24000085	12/24	Air
D.O. (%)	N/A	N/A	N/A	Air
ORP (mV)	228.0	24006903	12/24	Air

Calibration					
Time Start 915		Time Finish 945			
Parameter	Standard	Calibration Value	Calibration Solution Temperature (°C)	Acceptance Criteria	Reference
Specific Conductance (µS/cm)	4,490	4490	28.10	± 10% of standard	EPA 2023
pH (SU)	4.00	4.0	28.26	± 0.1	GWMP
pH (SU)	7.00	7.0	28.78	± 0.1	GWMP
pH (SU)	10.00	10.0	29.31	± 0.1	GWMP
D.O. (%)	N/A	100%	28.1	± 10%	NA
ORP (mV)	228.0	228	28.80	± 10	EPA 2023

	Standard	Calibration Value	Acceptance Criteria	Reference
Turbidity (NTU)	0	0	± 10% of standard	EPA 2023
	1	1.01		
	10	10.03		
	–	–		

Calibration Check					
Time Start		Time Finish			
Parameter	Standard	Calibration Value	Calibration Solution Temperature (°C)	Acceptance Criteria	Reference
Specific Conductance (µS/cm)	4,490			± 10% of standard	EPA 2023
pH (SU)	4.00			± 0.1	GWMP
pH (SU)	7.00			± 0.1	GWMP
pH (SU)	10.00			± 0.1	GWMP

	Standard	Calibration Value	Acceptance Criteria	Reference
Turbidity (NTU)			± 10% of standard	EPA 2023

Notes:

Site Name: Hammond

Calibrated By: Zain W.

Field Instrumentation Calibration Form

Date: 4-30-24

Field Conditions: Rain

Instrument	Manufactuer/ Model	Serial Number
Water Quality Meter	AquaTroll 400	966105
Turbidity Meter	La Motte	7009-1416

Calibration Standard Information				
Parameter	Standard	Lot #	Date of Expiration	Brand
Specific Conductance (µS/cm)	4,490	24605593	12/24	AIK
pH (SU)	4.00	↓	↓	
pH (SU)	7.00	24004517	12/24	
pH (SU)	10.00	24000085	12/24	
D.O. (%)	N/A	-	-	
ORP (mV)	228.0	24006903	12/24	

Calibration					
Time Start 0910		Time Finish 0940			
Parameter	Standard	Calibration Value	Calibration Solution Temperature (°C)	Acceptance Criteria	Reference
Specific Conductance (µS/cm)	4,490	4490	22.35	± 10% of standard	EPA 2023
pH (SU)	4.00	4.00	23.34	± 0.1	GWMP
pH (SU)	7.00	7.00	23.32	± 0.1	GWMP
pH (SU)	10.00	10.00	23.73	± 0.1	GWMP
D.O. (%)	N/A	100%	23.44	± 10%	NA
ORP (mV)	228.0	228.0	23.74	± 10	EPA 2023

	Standard	Calibration Value	Acceptance Criteria	Reference
Turbidity (NTU)	0	0	± 10% of standard	EPA 2023
	1	1		
	10	10		
	—	—		

Calibration Check					
Time Start —		Time Finish —			
Parameter	Standard	Calibration Value	Calibration Solution Temperature (°C)	Acceptance Criteria	Reference
Specific Conductance (µS/cm)	4,490	—	—	± 10% of standard	EPA 2023
pH (SU)	4.00	—	—	± 0.1	GWMP
pH (SU)	7.00	—	—	± 0.1	GWMP
pH (SU)	10.00	—	—	± 0.1	GWMP

	Standard	Calibration Value	Acceptance Criteria	Reference
Turbidity (NTU)	—	—	± 10% of standard	EPA 2023
	—	—		
	—	—		
	—	—		

Notes:

—

Site Name: Plant Hammond

Calibrated By: EP

Field Instrumentation Calibration Form

Date: 5/1/24

Field Conditions: 40-70 sunny

Instrument	Manufactuer/ Model	Serial Number
Water Quality Meter	Aquatroll 400	~~966105~~ EP 5-1-24
Turbidity Meter	1a Mottle 2020	1511-4111

SN: 883546

Calibration Standard Information				
Parameter	**Standard**	**Lot #**	**Date of Expiration**	**Brand**
Specific Conductance (µS/cm)	4,490	24005593	12/24	AIR
pH (SU)	4.00	24005593	12/24	AIR
pH (SU)	7.00	24004517	12/24	AIR
pH (SU)	10.00	24000083	12/24	AIR
D.O. (%)	N/A	—	—	AIR
ORP (mV)	228.0	24000903	12/24	AIR

Calibration					
Time Start 830		**Time Finish** 900			
Parameter	**Standard**	**Calibration Value**	**Calibration Solution Temperature (°C)**	**Acceptance Criteria**	**Reference**
Specific Conductance (µS/cm)	4,490	4490	25.68	± 10% of standard	EPA 2023
pH (SU)	4.00	4.0	25.51	± 0.1	GWMP
pH (SU)	7.00	7.0	25.30	± 0.1	GWMP
pH (SU)	10.00	10.0	24.95	± 0.1	GWMP
D.O. (%)	N/A	100%	23.97	± 10%	NA
ORP (mV)	228.0	228	24.20	± 10	EPA 2023

	Standard	Calibration Value	Acceptance Criteria	Reference
Turbidity (NTU)	0	0.15	± 10% of standard	EPA 2023
	1	0.97		
	10	9.77		
	—	—		

Calibration Check					
Time Start		**Time Finish**			
Parameter	**Standard**	**Calibration Value**	**Calibration Solution Temperature (°C)**	**Acceptance Criteria**	**Reference**
Specific Conductance (µS/cm)	4,490			± 10% of standard	EPA 2023
pH (SU)	4.00			± 0.1	GWMP
pH (SU)	7.00			± 0.1	GWMP
pH (SU)	10.00			± 0.1	GWMP

	Standard	Calibration Value	Acceptance Criteria	Reference
Turbidity (NTU)			± 10% of standard	EPA 2023

Notes:

Site Name: Hammond

Calibrated By: Zain W.

Field Instrumentation Calibration Form

Date: 5/1/24

Field Conditions: Clear, 60°F

Instrument	Manufactuer/ Model	Serial Number
Water Quality Meter	Aquaprobe 400	966105
Turbidity Meter	La Motte	7009-1416

Calibration Standard Information				
Parameter	Standard	Lot #	Date of Expiration	Brand
Specific Conductance (µS/cm)	4,490	24005593	12/24	ATR
pH (SU)	4.00	↓	↓	↓
pH (SU)	7.00	24004517	12/24	
pH (SU)	10.00	24000085	12/24	
D.O. (%)	N/A	—	—	
ORP (mV)	228.0	24006903	12/24	

Calibration					
Time Start 0839		Time Finish 0911			
Parameter	Standard	Calibration Value	Calibration Solution Temperature (°C)	Acceptance Criteria	Reference
Specific Conductance (µS/cm)	4,490	4490	20.97	± 10% of standard	EPA 2023
pH (SU)	4.00	4.00	21.04	± 0.1	GWMP
pH (SU)	7.00	7.00	21.38	± 0.1	GWMP
pH (SU)	10.00	10.00	21.55	± 0.1	GWMP
D.O. (%)	N/A	100%	21.10	± 10%	NA
ORP (mV)	228.0	228.0	21.39	± 10	EPA 2023

	Standard	Calibration Value	Acceptance Criteria	Reference
Turbidity (NTU)	0	0	± 10% of standard	EPA 2023
	1	1		
	10	10		
	—	—		

Calibration Check					
Time Start —		Time Finish —			
Parameter	Standard	Calibration Value	Calibration Solution Temperature (°C)	Acceptance Criteria	Reference
Specific Conductance (µS/cm)	4,490	—	—	± 10% of standard	EPA 2023
pH (SU)	4.00	—	—	± 0.1	GWMP
pH (SU)	7.00	—	—	± 0.1	GWMP
pH (SU)	10.00	—	—	± 0.1	GWMP

	Standard	Calibration Value	Acceptance Criteria	Reference
Turbidity (NTU)	—	—	± 10% of standard	EPA 2023
	—	—		
	—	—		
	—	—		

Notes:

Site Name Plant Hammond

Field Instrumentation Calibration Form

Date 5-9-2024

Calibrated By A. Szwast

Field Conditions Thunderstorms, 66°F

Instrument	Manufactuer/ Model	Serial Number
Water Quality Meter	AquaTroll 400	830751
Turbidity Meter	La Motte 2020t	7009-1416

Calibration Standard Information				
Parameter	Standard	Lot #	Date of Expiration	Brand
Specific Conductance (µS/cm)	4,490	24005593	12/2024	AIR
pH (SU)	4 00	24005593	12/2024	AIR
pH (SU)	7 00	24003597	11/2024	AIR
pH (SU)	10 00	24004996	11/2024	AIR
D O (%)	N/A	—	—	—
ORP (mV)	228 0	24006903		AIR

Calibration					
Time Start 1020		Time Finish			
Parameter	Standard	Calibration Value	Calibration Solution Temperature (°C)	Acceptance Criteria	Reference
Specific Conductance (µS/cm)	4,490	4490.0	23,34	± 10% of standard	EPA 2023
pH (SU)	4 00	4.00	23,54	± 0 1	GWMP
pH (SU)	7 00	7,00	23.52	± 0 1	GWMP
pH (SU)	10 00	10,00	23.57	± 0 1	GWMP
D O (%)	N/A	27 100%	23,04	± 10%	NA
ORP (mV)	228 0	228.0	23.45	± 10	EPA 2023

	Standard	Calibration Value	Acceptance Criteria	Reference
Turbidity (NTU)	0	0.00	± 10% of standard	EPA 2023
	1	0.70		
	10	10.12		
	—	—		

Calibration Check					
Time Start		Time Finish			
Parameter	Standard	Calibration Value	Calibration Solution Temperature (°C)	Acceptance Criteria	Reference
Specific Conductance (µS/cm)	4,490			± 10% of standard	EPA 2023
pH (SU)	4.00			± 0 1	GWMP
pH (SU)	7.00			± 0 1	GWMP
pH (SU)	10 00			± 0 1	GWMP

	Standard	Calibration Value	Acceptance Criteria	Reference
Turbidity (NTU)			± 10% of standard	EPA 2023

Notes:

Site Name GP Plant Hammond **Field Instrumentation Calibration Form** Date 5/9/24

Calibrated By J. Newsome Field Conditions Storms, Rain

Instrument	Manufactuer/ Model	Serial Number
Water Quality Meter	Aquatroll	964105
Turbidity Meter	LaMotte 2020we	1811-4111

Calibration Standard Information				
Parameter	Standard	Lot #	Date of Expiration	Brand
Specific Conductance (µS/cm)	4,490	24005593	12/24	AIR
pH (SU)	4 00	24005593	12/24	AIR
pH (SU)	7 00	24004917	12/24	AIR
pH (SU)	10 00	24000085	12/24	AIR
D O (%)	N/A	N/A	N/A	N/A
ORP (mV)	228 0	24000903	12/24	AIR

Calibration					
Time Start	0900 1000	Time Finish	1630		
Parameter	Standard	Calibration Value	Calibration Solution Temperature (°C)	Acceptance Criteria	Reference
Specific Conductance (µS/cm)	4,490	—	—	± 10% of standard	EPA 2023
pH (SU)	4 00	4.01	22.98	± 0 1	GWMP
pH (SU)	7 00	6.97	23.45	± 0 1	GWMP
pH (SU)	10 00	10.00	22.58	± 0 1	GWMP
D O (%)	N/A	99.7%	20.58	± 10%	NA
ORP (mV)	228 0	227.0	22.42	± 10	EPA 2023

	Standard	Calibration Value	Acceptance Criteria	Reference
Turbidity (NTU)	0	0	± 10% of standard	EPA 2023
	1	1.01		
	10	9.87		

Calibration Check					
Time Start		Time Finish			
Parameter	Standard	Calibration Value	Calibration Solution Temperature (°C)	Acceptance Criteria	Reference
Specific Conductance (µS/cm)	4,490			± 10% of standard	EPA 2023
pH (SU)	4 00			± 0 1	GWMP
pH (SU)	7 00			± 0 1	GWMP
pH (SU)	10 00			± 0 1	GWMP

	Standard	Calibration Value	Acceptance Criteria	Reference
Turbidity (NTU)			± 10% of standard	EPA 2023

Notes

11

Site Name: Plant Hammond

Calibrated By: A. Szwast

Field Instrumentation Calibration Form

Date: 5-10-2024

Field Conditions: Sunny, 70°F

Instrument	Manufactuer/ Model	Serial Number
Water Quality Meter	Aquatrol 400	850751
Turbidity Meter	LaMotte 2020wt	7009-1416

Calibration Standard Information				
Parameter	Standard	Lot #	Date of Expiration	Brand
Specific Conductance (µS/cm)	4,490	24005893	12/2024	AIR
pH (SU)	4.00	24005593	12/2024	AIR
pH (SU)	7.00	24003597	11/2024	AIR
pH (SU)	10.00	24004946	11/2024	AIR
D.O. (%)	N/A	—	—	—
ORP (mV)	228.0	24006903	11/2024	AIR

Calibration					
Time Start 750		Time Finish 805			
Parameter	Standard	Calibration Value	Calibration Solution Temperature (°C)	Acceptance Criteria	Reference
Specific Conductance (µS/cm)	4,490	4490.0	23.79	± 10% of standard	EPA 2023
pH (SU)	4.00	4.00	23.70	± 0.1	GWMP
pH (SU)	7.00	7.00	23.64	± 0.1	GWMP
pH (SU)	10.00	10.00	23.43	± 0.1	GWMP
D.O. (%)	N/A	100.00	20.32	± 10%	NA
ORP (mV)	228.0	228.0	22.09	± 10	EPA 2023

	Standard	Calibration Value	Acceptance Criteria	Reference
Turbidity (NTU)	0	0.00	± 10% of standard	EPA 2023
	1	0.81		
	10	9.96		
	—	—		

Calibration Check					
Time Start 1445		Time Finish 1455			
Parameter	Standard	Calibration Value	Calibration Solution Temperature (°C)	Acceptance Criteria	Reference
Specific Conductance (µS/cm)	4,490	4490.0	30.88	± 10% of standard	EPA 2023
pH (SU)	4.00	4.00	30.88	± 0.1	GWMP
pH (SU)	7.00	7.00	30.00	± 0.1	GWMP
pH (SU)	10.00	10.00	29.60	± 0.1	GWMP

	Standard	Calibration Value	Acceptance Criteria	Reference
Turbidity (NTU)	0	0.00	± 10% of standard	EPA 2023
	1	0.83		
	10	10.04		
	—	—		

Notes:

Site Name: GP Plant Hammond

Field Instrumentation Calibration Form

Date: 5/10/24

Calibrated By: J. Newsome

Field Conditions: ~~Clear~~ JV, Cloudy, 66°F

Instrument	Manufactuer/ Model	Serial Number
Water Quality Meter	Aquatrol	9164105
Turbidity Meter	La Motte 2020we	1511-4111

Calibration Standard Information				
Parameter	Standard	Lot #	Date of Expiration	Brand
Specific Conductance (µS/cm)	4,490	24005593	12/2024	AIR
pH (SU)	4.00	24005593	12/2024	AIR
pH (SU)	7.00	24004917	12/2024	AIR
pH (SU)	10.00	24000085	12/2024	AIR
D.O. (%)	N/A	—	—	—
ORP (mV)	228.0	24001603	12/2024	AIR

Calibration					
Time Start	0745	Time Finish	0815		
Parameter	Standard	Calibration Value	Calibration Solution Temperature (°C)	Acceptance Criteria	Reference
Specific Conductance (µS/cm)	4,490	4425.9	23.25	± 10% of standard	EPA 2023
pH (SU)	4.00	4.05	23.61	± 0.1	GWMP
pH (SU)	7.00	7.05	24.01	± 0.1	GWMP
pH (SU)	10.00	10.02	24.24	± 0.1	GWMP
D.O. (%)	N/A	100.84	22.08	± 10%	NA
ORP (mV)	228.0	229.4	23.98	± 10	EPA 2023

	Standard	Calibration Value	Acceptance Criteria	Reference
Turbidity (NTU)	0	0	± 10% of standard	EPA 2023
	1	0.99		
	10	9.57		
	—	—		

Calibration Check					
Time Start	1415	Time Finish	1430		
Parameter	Standard	Calibration Value	Calibration Solution Temperature (°C)	Acceptance Criteria	Reference
Specific Conductance (µS/cm)	4,490	4478.9	24.06	± 10% of standard	EPA 2023
pH (SU)	4.00	4.01	24.02	± 0.1	GWMP
pH (SU)	7.00	7.07	23.97	± 0.1	GWMP
pH (SU)	10.00	9.98	24.51	± 0.1	GWMP

	Standard	Calibration Value	Acceptance Criteria	Reference
Turbidity (NTU)	0	0.02	± 10% of standard	EPA 2023
	1	1.04		
	10	9.82		
	—	—		

Notes:

Site Name: GP Plant Hammond

Field Instrumentation Calibration Form

Date: 5/13-14/24

Calibrated By: J Newsomp

Field Condition: Cloudy, 60's

Instrument	Manufactuer/ Model	Serial Number
Water Quality Meter	Aquatroll	946105
Turbidity Meter	LaMotte 2020 we	1511-4111

Calibration Standard Information

Parameter	Standard	Lot #	Date of Expiration	Brand
Specific Conductance (µS/cm)	4,490	24005593	12/2024	AIR
pH (SU)	4.00	24005593	12/2024	AIR
pH (SU)	7.00	24004517	12/2024	AIR
pH (SU)	10.00	24000085	12/2024	AIR
D.O. (%)	N/A			
ORP (mV)	228.0	24000903	12/2024	AIR

Calibration

Time Start: 0750 Time Finish:

Parameter	Standard	Calibration Value	Calibration Solution Temperature (°C)	Acceptance Criteria	Reference
Specific Conductance (µS/cm)	4,490	4491.4	19.05	± 10% of standard	EPA 2023
pH (SU)	4.00	4.04	19.14	± 0.1	GWMP
pH (SU)	7.00	7.04	19.24	± 0.1	GWMP
pH (SU)	10.00	10.03	19.03 30	± 0.1	GWMP
D.O. (%)	N/A	99.75	19.24	± 10%	NA
ORP (mV)	228.0	228.5	19.32	± 10	EPA 2023

	Standard	Calibration Value	Acceptance Criteria	Reference
Turbidity (NTU)	0	0.01	± 10% of standard	EPA 2023
	1	1.01		
	10	9.98		

Calibration Check

Time Start: Time Finish:

Parameter	Standard	Calibration Value	Calibration Solution Temperature (°C)	Acceptance Criteria	Reference
Specific Conductance (µS/cm)	4,490	4460.91	20.12	± 10% of standard	EPA 2023
pH (SU)	4.00	4.03	20.12	± 0.1	GWMP
pH (SU)	7.00	7.02	19.63	± 0.1	GWMP
pH (SU)	10.00	10.04	20.05	± 0.1	GWMP

	Standard	Calibration Value	Acceptance Criteria	Reference
Turbidity (NTU)	0	0	± 10% of standard	EPA 2023
	1	1.01		
	10	10		

Notes:

APPENDIX D

Certified Well Survey Data

Well ID	Casing Northing	Casing Easting	Top of Casing Elevation	Nail or Pad Northing	Nail or Pad Easting	Nail or Pad Elevation	Description
AS-01	1549048.28	1942388.06	577.08	1549048.17	1942388.79	577.46	NAIL ON PAD
AS-02	1549049.08	1942400.03	576.72	1549049.00	1942400.65	577.14	NAIL ON PAD
AS-03	1548670.10	1940933.87	591.60	1548669.94	1940933.21	591.98	NAIL ON PAD
AS-04	1548680.80	1940930.83	591.50	1548680.66	1940930.25	591.97	NAIL ON PAD
INW-03	1549052.75	1942388.28	577.07	1549052.67	1942389.06	577.38	NAIL ON PAD
INW-04	1548671.73	1940929.98	591.58	1548671.52	1940929.36	592.01	NAIL ON PAD
INW-05	1548680.07	1940935.89	591.31	1548679.97	1940935.37	591.81	NAIL ON PAD
PT-11	1549055.61	1942390.89	576.96	1549055.62	1942391.58	577.35	NAIL ON PAD
PT-12	1549045.43	1942391.10	576.84	1549045.32	1942391.85	577.34	NAIL ON PAD
PT-13	1548676.04	1940939.23	591.47	1548675.94	1940938.61	591.88	NAIL ON PAD
PT-14	1548673.63	1940926.52	591.62	1548673.48	1940925.84	592.06	NAIL ON PAD
PT-15	1548668.35	1940937.45	591.37	1548668.21	1940936.90	591.90	NAIL ON PAD
Benchmark	Northing	Easting	Elevation				
BM-H3	1548237.413	1941013.571	574.63				

SURVEY DATA CERTIFICATION FOR SOUTHERN COMPANY TO DETERMINE NORTHING, EASTING, AND VERTICAL ELEVATION OF THE NAIL IN THE CONCRETE PAD & THE PVC WELL CASING. DATE OF FIELD SURVEY & INSPECTION: 06/03/2024. FIELD SURVEY POSITIONAL TOLERANCE=0.5 FEET HORIZONTAL-NAD'83, 0.01 VERTICAL-NAVD '88. EQUIPMENT USED FOR HORIZONTAL LOCATION: TRIMBLE R12 RTK GPS & TRIMBLE S5 ROBOTIC TOTAL STATION. THE VERTICAL LOCATION OF EACH SURVEYED POINT WAS ESTABLISHED BASED UPON LEVEL RUNS WITH A DIGITAL LEVEL LOOP FROM VERTICAL CONTROL ESTABLISHED BY ON-SITE BENCHMARK BM-H3 SET BY GEL SOLUTIONS USING A TRIMBLE DINI LEVEL

7/1/2024

GEORGIA REGISTERED No. LS003464 PROFESSIONAL LAND SURVEYOR JOHN DEREK BRADNER

COA - LS003119
Exp. 12/31/2024

APPENDIX B

Well Maintenance and Repair Documentation Memoranda

February 2024

Geosyntec consultants

1255 Roberts Boulevard, Suite 200
Kennesaw, Georgia 30144
PH 678.202.9500
FAX 678.202.9501
www.geosyntec.com

MEMORANDUM

DATE: May 16, 2024

TO: Kristen Jurinko, P.G., Southern Company Services, Inc.

CC: Ben Hodges, P.G. Georgia Power Company

FROM: Geosyntec Consultants

SUBJECT: **Plant Hammond Ash Pond 1 (AP-1) – Well Maintenance and Repair Documentation, Georgia Power Company**

Geosyntec Consultants has prepared this memorandum to provide documentation of groundwater monitoring well maintenance and/or repair performed at Plant Hammond Ash Pond 1 (AP-1) during the February 2024 sampling event. All repairs and maintenance were completed in accordance with the Georgia Environmental Protection Division (GA EPD) guidance on routine visual inspections of groundwater monitoring wells. Documentation of the well inspections are provided as an attachment to this memorandum.

Georgia Power Site/Unit	Date Performed	Well ID	Maintenance/ Repair Performed
Hammond/AP-1	2/12/2024	All Wells	Checked and cleared weep holes of debris.

Attachment
Well Inspection Summary Table

Well Inspection

Site Name: Plant Hammond AP-1

Date: 02/12/2024

Permit Number: 057-023D (CCR)

Field Conditions: Rainy, 50° F

Well ID:	Location/Identification			
	Visible and accessible	Properly identified with correct well ID	Located in high traffic area; does the well require protection from traffic	Acceptable drainage around well (no standing water, not located in obvious drainage flow path)
HGWA-1	Yes	Yes	No	Yes
HGWA-2	Yes	Yes	No	Yes
HGWA-3	Yes	Yes	No	Yes
HGWA-43D	Yes	Yes	No	Yes
HGWA-44D	Yes	Yes	No	Yes
HGWC-7	Yes	Yes	No	Yes
HGWC-8	Yes	Yes	No	Yes
HGWC-9	Yes	Yes	No	Yes
HGWC-10	Yes	Yes	No	Yes
HGWC-11	Yes	Yes	No	Yes
HGWC-12	Yes	Yes	No	Yes
HGWC-13	Yes	Yes	No	Yes
AP1A-1	Yes	Yes	No	Yes
MW-1	Yes	Yes	No	Yes
MW-5	Yes	Yes	No	Yes
MW-6	Yes	Yes	No	Yes
MW-7	Yes	Yes	No	Yes
MW-8	Yes	Yes	No	Yes
MW-19	Yes	Yes	No	Yes
MW-20	Yes	Yes	No	Yes
MW-24D	Yes	Yes	No	Yes
MW-25D	Yes	Yes	No	Yes
MW-26D	Yes	Yes	No	Yes
MW-27D	Yes	Yes	No	Yes
MW-28D	Yes	Yes	No	Yes
MW-29	Yes	Yes	No	Yes
MW-30D	Yes	Yes	No	Yes
MW-40D	Yes	Yes	No	Yes
MW-53	Yes	Yes	No	Yes
MW-54	Yes	Yes	No	Yes
PT-07	Yes	Yes	No	Yes
PT-08	Yes	Yes	No	Yes
PT-09	Yes	Yes	No	Yes
PT-10	Yes	Yes	No	Yes

Well Inspection

Site Name: Plant Hammond AP-1

Date: 02/12/2024

Permit Number: 057-023D (CCR)

Field Conditions: Rainy, 50° F

Well ID:	Protective Casing				
	Free from apparent damage and able to be secured	No degradation or deterioration	Functioning weep hole	Annular space clear of debris and water, or filled with pea gravel/sand	Locked and is the lock in good condition
HGWA-1	Yes	Yes	Yes	Yes	Yes
HGWA-2	Yes	Yes	Yes	Yes	Yes
HGWA-3	Yes	Yes	Yes	Yes	Yes
HGWA-43D	Yes	Yes	Yes	Yes	Yes
HGWA-44D	Yes	Yes	Yes	Yes	Yes
HGWC-7	Yes	Yes	Yes	Yes	Yes
HGWC-8	Yes	Yes	Yes	Yes	Yes
HGWC-9	Yes	Yes	Yes	Yes	Yes
HGWC-10	Yes	Yes	Yes	Yes	Yes
HGWC-11	Yes	Yes	Yes	Yes	Yes
HGWC-12	Yes	Yes	Yes	Yes	Yes
HGWC-13	Yes	Yes	Yes	Yes	Yes
AP1A-1	Yes	Yes	Yes	Yes	Yes
MW-1	Yes	Yes	Yes	Yes	Yes
MW-5	Yes	Yes	Yes	Yes	Yes
MW-6	Yes	Yes	Yes	Yes	Yes
MW-7	Yes	Yes	Yes	Yes	Yes
MW-8	Yes	Yes	Yes	Yes	Yes
MW-19	Yes	Yes	Yes	Yes	Yes
MW-20	Yes	Yes	Yes	Yes	Yes
MW-24D	Yes	Yes	Yes	Yes	Yes
MW-25D	Yes	Yes	Yes	Yes	Yes
MW-26D	Yes	Yes	Yes	Yes	Yes
MW-27D	Yes	Yes	Yes	Yes	Yes
MW-28D	Yes	Yes	Yes	Yes	Yes
MW-29	Yes	Yes	Yes	Yes	Yes
MW-30D	Yes	Yes	Yes	Yes	Yes
MW-40D	Yes	Yes	Yes	Yes	Yes
MW-53	Yes	Yes	Yes	Yes	Yes
MW-54	Yes	Yes	Yes	Yes	Yes
PT-07	Yes	Yes	Yes	Yes	Yes
PT-08	Yes	Yes	Yes	Yes	Yes
PT-09	Yes	Yes	Yes	Yes	Yes
PT-10	Yes	Yes	Yes	Yes	Yes

Well Inspection

Site Name: Plant Hammond AP-1

Date: 02/12/2024

Permit Number: 057-023D (CCR)

Field Conditions: Rainy, 50° F

Well ID:	Surface Pad			Internal Casing		
	Good condition (not cracked/ broken)	Sloped away from the protective casing	In complete contact with the ground surface and stable	Cap prevents entry of foreign material into the well	Free of kinks/bends, or any obstructions from foreign objects (such as bailers)	Properly vented for equilibration of air pressure
HGWA-1	Yes	Yes	Yes	Yes	Yes	Yes
HGWA-2	Yes	Yes	Yes	Yes	Yes	Yes
HGWA-3	Yes	Yes	Yes	Yes	Yes	Yes
HGWA-43D	Yes	Yes	Yes	Yes	Yes	Yes
HGWA-44D	Yes	Yes	Yes	Yes	Yes	Yes
HGWC-7	Yes	Yes	Yes	Yes	Yes	Yes
HGWC-8	Yes	Yes	Yes	Yes	Yes	Yes
HGWC-9	Yes	Yes	Yes	Yes	Yes	Yes
HGWC-10	Yes	Yes	Yes	Yes	Yes	Yes
HGWC-11	Yes	Yes	Yes	Yes	Yes	Yes
HGWC-12	Yes	Yes	Yes	Yes	Yes	Yes
HGWC-13	Yes	Yes	Yes	Yes	Yes	Yes
AP1A-1	Yes	Yes	Yes	Yes	Yes	Yes
MW-1	Yes	Yes	Yes	Yes	Yes	Yes
MW-5	Yes	Yes	Yes	Yes	Yes	Yes
MW-6	Yes	Yes	Yes	Yes	Yes	Yes
MW-7	Yes	Yes	Yes	Yes	Yes	Yes
MW-8	Yes	Yes	Yes	Yes	Yes	Yes
MW-19	Yes	Yes	Yes	Yes	Yes	Yes
MW-20	Yes	Yes	Yes	Yes	Yes	Yes
MW-24D	Yes	Yes	Yes	Yes	Yes	Yes
MW-25D	Yes	Yes	Yes	Yes	Yes	Yes
MW-26D	Yes	Yes	Yes	Yes	Yes	Yes
MW-27D	Yes	Yes	Yes	Yes	Yes	Yes
MW-28D	Yes	Yes	Yes	Yes	Yes	Yes
MW-29	Yes	Yes	Yes	Yes	Yes	Yes
MW-30D	Yes	Yes	Yes	Yes	Yes	Yes
MW-40D	Yes	Yes	Yes	Yes	Yes	Yes
MW-53	Yes	Yes	Yes	Yes	Yes	Yes
MW-54	Yes	Yes	Yes	Yes	Yes	Yes
PT-07	Yes	Yes	Yes	Yes	Yes	Yes
PT-08	Yes	Yes	Yes	Yes	Yes	Yes
PT-09	Yes	Yes	Yes	Yes	Yes	Yes
PT-10	Yes	Yes	Yes	Yes	Yes	Yes

Well Inspection

Site Name: Plant Hammond AP-1

Date: 02/12/2024

Permit Number: 057-023D (CCR)

Field Conditions: Rainy, 50° F

Well ID:	Corrective actions as needed, by date:
HGWA-1	N/A
HGWA-2	N/A
HGWA-3	N/A
HGWA-43D	N/A
HGWA-44D	N/A
HGWC-7	N/A
HGWC-8	N/A
HGWC-9	N/A
HGWC-10	N/A
HGWC-11	N/A
HGWC-12	N/A
HGWC-13	N/A
AP1A-1	N/A
MW-1	N/A
MW-5	N/A
MW-6	N/A
MW-7	N/A
MW-8	N/A
MW-19	N/A
MW-20	N/A
MW-24D	N/A
MW-25D	N/A
MW-26D	N/A
MW-27D	N/A
MW-28D	N/A
MW-29	N/A
MW-30D	N/A
MW-40D	N/A
MW-53	N/A
MW-54	N/A
PT-07	N/A
PT-08	N/A
PT-09	N/A
PT-10	N/A

August 2024

Geosyntec consultants

1255 Roberts Boulevard, Suite 200
Kennesaw, Georgia 30144
PH 678.202.9500
FAX 678.202.9501
www.geosyntec.com

MEMORANDUM

DATE: November 20, 2024

TO: Kristen Jurinko, P.G., Southern Company Services, Inc.

CC: Ben Hodges, P.G. Georgia Power Company

FROM: Geosyntec Consultants

SUBJECT: **Plant Hammond Ash Pond 1 (AP-1) – Well Maintenance and Repair Documentation, Georgia Power Company**

Geosyntec Consultants has prepared this memorandum to provide documentation of groundwater monitoring well maintenance and/or repair performed at Plant Hammond Ash Pond 1 (AP-1) during the August 2024 sampling event. All repairs and maintenance were completed in accordance with the Georgia Environmental Protection Division (GA EPD) guidance on routine visual inspections of groundwater monitoring wells. Documentation of the well inspections are provided as an attachment to this memorandum.

Georgia Power Site/Unit	Date Performed	Well ID	Maintenance/ Repair Performed
Hammond/AP-1	8/5/2024	All Wells	Checked and cleared weep holes of debris.

Attachment
Well Inspection Summary Table

Well Inspection

Site Name: Plant Hammond AP-1

Date: 08/5/2024

Permit Number: 057-023D (CCR)

Field Conditions: Sunny, 80° F

Well ID:	Location/Identification			
	Visible and accessible	Properly identified with correct well ID	Located in high traffic area; does the well require protection from traffic	Acceptable drainage around well (no standing water, not located in obvious drainage flow path)
HGWA-1	Yes	Yes	No	Yes
HGWA-2	Yes	Yes	No	Yes
HGWA-3	Yes	Yes	No	Yes
HGWA-43D	Yes	Yes	No	Yes
HGWA-44D	Yes	Yes	No	Yes
HGWC-7	Yes	Yes	No	Yes
HGWC-8	Yes	Yes	No	Yes
HGWC-9	Yes	Yes	No	Yes
HGWC-10	Yes	Yes	No	Yes
HGWC-11	Yes	Yes	No	Yes
HGWC-12	Yes	Yes	No	Yes
HGWC-13	Yes	Yes	No	Yes
AP1A-1	Yes	Yes	No	Yes
AS-01	Yes	Yes	No	Yes
AS-02	Yes	Yes	No	Yes
AS-03	Yes	Yes	No	Yes
AS-04	Yes	Yes	No	Yes
INW-03	Yes	Yes	No	Yes
INW-04	Yes	Yes	No	Yes
INW-05	Yes	Yes	No	Yes
MW-1	Yes	Yes	No	Yes
MW-5	Yes	Yes	No	Yes
MW-6	Yes	Yes	No	Yes
MW-7	Yes	Yes	No	Yes
MW-8	Yes	Yes	No	Yes
MW-19	Yes	Yes	No	Yes
MW-20	Yes	Yes	No	Yes
MW-24D	Yes	Yes	No	Yes
MW-25D	Yes	Yes	No	Yes
MW-26D	Yes	Yes	No	Yes
MW-27D	Yes	Yes	No	Yes
MW-28D	Yes	Yes	No	Yes
MW-29	Yes	Yes	No	Yes
MW-30D	Yes	Yes	No	Yes
MW-40D	Yes	Yes	No	Yes
MW-53	Yes	Yes	No	Yes
MW-54	Yes	Yes	No	Yes
PT-07	Yes	Yes	No	Yes
PT-08	Yes	Yes	No	Yes
PT-09	Yes	Yes	No	Yes
PT-10	Yes	Yes	No	Yes
PT-11	Yes	Yes	No	Yes
PT-12	Yes	Yes	No	Yes
PT-13	Yes	Yes	No	Yes
PT-14	Yes	Yes	No	Yes
PT-15	Yes	Yes	No	Yes

Well Inspection

Site Name: Plant Hammond AP-1

Date: 08/5/2024

Permit Number: 057-023D (CCR)

Field Conditions: Sunny, 80° F

Well ID:	Protective Casing				
	Free from apparent damage and able to be secured	No degradation or deterioration	Functioning weep hole	Annular space clear of debris and water, or filled with pea gravel/sand	Locked and is the lock in good condition
HGWA-1	Yes	Yes	Yes	Yes	Yes
HGWA-2	Yes	Yes	Yes	Yes	Yes
HGWA-3	Yes	Yes	Yes	Yes	Yes
HGWA-43D	Yes	Yes	Yes	Yes	Yes
HGWA-44D	Yes	Yes	Yes	Yes	Yes
HGWC-7	Yes	Yes	Yes	Yes	Yes
HGWC-8	Yes	Yes	Yes	Yes	Yes
HGWC-9	Yes	Yes	Yes	Yes	Yes
HGWC-10	Yes	Yes	Yes	Yes	Yes
HGWC-11	Yes	Yes	Yes	Yes	Yes
HGWC-12	Yes	Yes	Yes	Yes	Yes
HGWC-13	Yes	Yes	Yes	Yes	Yes
AP1A-1	Yes	Yes	Yes	Yes	Yes
AS-01	Yes	Yes	Yes	Yes	Yes
AS-02	Yes	Yes	Yes	Yes	Yes
AS-03	Yes	Yes	Yes	Yes	Yes
AS-04	Yes	Yes	Yes	Yes	Yes
INW-03	Yes	Yes	Yes	Yes	Yes
INW-04	Yes	Yes	Yes	Yes	Yes
INW-05	Yes	Yes	Yes	Yes	Yes
MW-1	Yes	Yes	Yes	Yes	Yes
MW-5	Yes	Yes	Yes	Yes	Yes
MW-6	Yes	Yes	Yes	Yes	Yes
MW-7	Yes	Yes	Yes	Yes	Yes
MW-8	Yes	Yes	Yes	Yes	Yes
MW-19	Yes	Yes	Yes	Yes	Yes
MW-20	Yes	Yes	Yes	Yes	Yes
MW-24D	Yes	Yes	Yes	Yes	Yes
MW-25D	Yes	Yes	Yes	Yes	Yes
MW-26D	Yes	Yes	Yes	Yes	Yes
MW-27D	Yes	Yes	Yes	Yes	Yes
MW-28D	Yes	Yes	Yes	Yes	Yes
MW-29	Yes	Yes	Yes	Yes	Yes
MW-30D	Yes	Yes	Yes	Yes	Yes
MW-40D	Yes	Yes	Yes	Yes	Yes
MW-53	Yes	Yes	Yes	Yes	Yes
MW-54	Yes	Yes	Yes	Yes	Yes
PT-07	Yes	Yes	Yes	Yes	Yes
PT-08	Yes	Yes	Yes	Yes	Yes
PT-09	Yes	Yes	Yes	Yes	Yes
PT-10	Yes	Yes	Yes	Yes	Yes
PT-11	Yes	Yes	Yes	Yes	Yes
PT-12	Yes	Yes	Yes	Yes	Yes
PT-13	Yes	Yes	Yes	Yes	Yes
PT-14	Yes	Yes	Yes	Yes	Yes
PT-15	Yes	Yes	Yes	Yes	Yes

Well Inspection

Site Name: Plant Hammond AP-1

Date: 08/5/2024

Permit Number: 057-023D (CCR)

Field Conditions: Sunny, 80° F

Well ID:	Surface Pad			Internal Casing		
	Good condition (not cracked/ broken)	Sloped away from the protective casing	In complete contact with the ground surface and stable	Cap prevents entry of foreign material into the well	Free of kinks/bends, or any obstructions from foreign objects (such as bailers)	Properly vented for equilibration of air pressure
HGWA-1	Yes	Yes	Yes	Yes	Yes	Yes
HGWA-2	Yes	Yes	Yes	Yes	Yes	Yes
HGWA-3	Yes	Yes	Yes	Yes	Yes	Yes
HGWA-43D	Yes	Yes	Yes	Yes	Yes	Yes
HGWA-44D	Yes	Yes	Yes	Yes	Yes	Yes
HGWC-7	Yes	Yes	Yes	Yes	Yes	Yes
HGWC-8	Yes	Yes	Yes	Yes	Yes	Yes
HGWC-9	Yes	Yes	Yes	Yes	Yes	Yes
HGWC-10	Yes	Yes	Yes	Yes	Yes	Yes
HGWC-11	Yes	Yes	Yes	Yes	Yes	Yes
HGWC-12	Yes	Yes	Yes	Yes	Yes	Yes
HGWC-13	Yes	Yes	Yes	Yes	Yes	Yes
AP1A-1	Yes	Yes	Yes	Yes	Yes	Yes
AS-01	Yes	Yes	Yes	Yes	Yes	Yes
AS-02	Yes	Yes	Yes	Yes	Yes	Yes
AS-03	Yes	Yes	Yes	Yes	Yes	Yes
AS-04	Yes	Yes	Yes	Yes	Yes	Yes
INW-03	Yes	Yes	Yes	Yes	Yes	Yes
INW-04	Yes	Yes	Yes	Yes	Yes	Yes
INW-05	Yes	Yes	Yes	Yes	Yes	Yes
MW-1	Yes	Yes	Yes	Yes	Yes	Yes
MW-5	Yes	Yes	Yes	Yes	Yes	Yes
MW-6	Yes	Yes	Yes	Yes	Yes	Yes
MW-7	Yes	Yes	Yes	Yes	Yes	Yes
MW-8	Yes	Yes	Yes	Yes	Yes	Yes
MW-19	Yes	Yes	Yes	Yes	Yes	Yes
MW-20	Yes	Yes	Yes	Yes	Yes	Yes
MW-24D	Yes	Yes	Yes	Yes	Yes	Yes
MW-25D	Yes	Yes	Yes	Yes	Yes	Yes
MW-26D	Yes	Yes	Yes	Yes	Yes	Yes
MW-27D	Yes	Yes	Yes	Yes	Yes	Yes
MW-28D	Yes	Yes	Yes	Yes	Yes	Yes
MW-29	Yes	Yes	Yes	Yes	Yes	Yes
MW-30D	Yes	Yes	Yes	Yes	Yes	Yes
MW-40D	Yes	Yes	Yes	Yes	Yes	Yes
MW-53	Yes	Yes	Yes	Yes	Yes	Yes
MW-54	Yes	Yes	Yes	Yes	Yes	Yes
PT-07	Yes	Yes	Yes	Yes	Yes	Yes
PT-08	Yes	Yes	Yes	Yes	Yes	Yes
PT-09	Yes	Yes	Yes	Yes	Yes	Yes
PT-10	Yes	Yes	Yes	Yes	Yes	Yes
PT-11	Yes	Yes	Yes	Yes	Yes	Yes
PT-12	Yes	Yes	Yes	Yes	Yes	Yes
PT-13	Yes	Yes	Yes	Yes	Yes	Yes
PT-14	Yes	Yes	Yes	Yes	Yes	Yes
PT-15	Yes	Yes	Yes	Yes	Yes	Yes

Well Inspection

Site Name: Plant Hammond AP-1

Date: 08/5/2024

Permit Number: 057-023D (CCR)

Field Conditions: Sunny, 80° F

Well ID:	Corrective actions as needed, by date:
HGWA-1	N/A
HGWA-2	N/A
HGWA-3	N/A
HGWA-43D	N/A
HGWA-44D	N/A
HGWC-7	N/A
HGWC-8	N/A
HGWC-9	N/A
HGWC-10	N/A
HGWC-11	N/A
HGWC-12	N/A
HGWC-13	N/A
AP1A-1	N/A
AS-01	N/A
AS-02	N/A
AS-03	N/A
AS-04	N/A
INW-03	N/A
INW-04	N/A
INW-05	N/A
MW-1	N/A
MW-5	N/A
MW-6	N/A
MW-7	N/A
MW-8	N/A
MW-19	N/A
MW-20	N/A
MW-24D	N/A
MW-25D	N/A
MW-26D	N/A
MW-27D	N/A
MW-28D	N/A
MW-29	N/A
MW-30D	N/A
MW-40D	N/A
MW-53	N/A
MW-54	N/A
PT-07	N/A
PT-08	N/A
PT-09	N/A
PT-10	N/A
PT-11	N/A
PT-12	N/A
PT-13	N/A
PT-14	N/A
PT-15	N/A

APPENDIX C

Laboratory Analytical and Field Sampling Reports

LABORATORY ANALYTICAL RESULTS

February 2024

Pace Analytical Services, LLC
9800 Kincey Ave. Suite 100
Huntersville, NC 28078
(704)875-9092

May 08, 2024

Kristen Jurinko
Southern Company
241 Ralph McGill Blvd NE
Bin 10160
Atlanta, GA 30308

RE: Project: Plant Hammond Pooled Upgradien
Pace Project No.: 92713556

Dear Kristen Jurinko:

Enclosed are the analytical results for sample(s) received by the laboratory on February 14, 2024. The results relate only to the samples included in this report. Results reported herein conform to the applicable TNI/NELAC Standards and the laboratory's Quality Manual, where applicable, unless otherwise noted in the body of the report.

The test results provided in this final report were generated by each of the following laboratories within the Pace Network:

- Pace Analytical Services - Asheville
- Pace Analytical Services - Peachtree Corners, GA

Revision 1: Arsenic RDL limit was updated to report 0.005 mg/L.

If you have any questions concerning this report, please feel free to contact me.

Sincerely,

Bonnie Vang

Bonnie Vang
bonnie.vang@pacelabs.com
704-977-0968
Project Manager

Enclosures

cc: Kip Gray, Geosyntec
Christine Hug, Geosyntec Consultants, Inc.
Thomas Kessler, Geosyntec Consultants
Whitney Law, Geosyntec Consultants
Laura Midkiff, Southern Company
Caroline Nelson, Geosyntec Consultants, Inc
Anthony Szwast, Geosyntec Consultants

REPORT OF LABORATORY ANALYSIS

This report shall not be reproduced, except in full,
without the written consent of Pace Analytical Services, LLC.

Pace Analytical Services, LLC
9800 Kincey Ave. Suite 100
Huntersville, NC 28078
(704)875-9092

CERTIFICATIONS

Project:	Plant Hammond Pooled Upgradien
Pace Project No.:	92713556

Pace Analytical Services Asheville

2225 Riverside Drive, Asheville, NC 28804
Florida/NELAP Certification #: E87648
North Carolina Drinking Water Certification #: 37712
North Carolina Wastewater Certification #: 40
South Carolina Laboratory ID: 99030
South Carolina Certification #: 99030001
Virginia/VELAP Certification #: 460222

Pace Analytical Services Peachtree Corners

110 Technology Pkwy, Peachtree Corners, GA 30092
Florida DOH Certification #: E87315
Georgia DW Inorganics Certification #: 812
North Carolina Certification #: 381
South Carolina Certification #: 98011001
Virginia Certification #: 460204

This report shall not be reproduced, except in full,
without the written consent of Pace Analytical Services, LLC.

Pace Analytical Services, LLC
9800 Kincey Ave. Suite 100
Huntersville, NC 28078
(704)875-9092

SAMPLE SUMMARY

Project: Plant Hammond Pooled Upgradien
Pace Project No.: 92713556

Lab ID	Sample ID	Matrix	Date Collected	Date Received
92713556001	**HAM-HGWA-1**	Water	02/13/24 18:38	02/14/24 14:50
92713556002	**HAM-HGWA-2**	Water	02/13/24 15:30	02/14/24 14:50
92713556003	**HAM-HGWA-3**	Water	02/13/24 13:58	02/14/24 14:50
92713556004	**HAM-HGWA-43D**	Water	02/13/24 11:09	02/14/24 14:50
92713556005	**HAM-HGWA-44D**	Water	02/13/24 11:51	02/14/24 14:50
92713556006	**HAM-UGRD-FD-01**	Water	02/13/24 00:00	02/14/24 14:50
92713556007	**HAM-UGRD-EB-01**	Water	02/13/24 13:05	02/14/24 14:50
92713556008	**HAM-UGRD-FB-01**	Water	02/13/24 13:10	02/14/24 14:50

This report shall not be reproduced, except in full,
without the written consent of Pace Analytical Services, LLC.

Pace Analytical Services, LLC
9800 Kincey Ave. Suite 100
Huntersville, NC 28078
(704)875-9092

SAMPLE ANALYTE COUNT

Project: Plant Hammond Pooled Upgradien
Pace Project No.: 92713556

Lab ID	Sample ID	Method	Analysts	Analytes Reported
92713556001	**HAM-HGWA-1**	EPA 6010D	AJM, DRB	6
		EPA 6020B	MT1	13
		EPA 7470A	VB	1
		SM 2320B-2011	YEG	3
		SM 2540C-2015	JAY	1
		SM 4500-S2D-2011	JP1	1
		EPA 300.0 Rev 2.1 1993	JCM	3
92713556002	**HAM-HGWA-2**	EPA 6010D	AJM	6
		EPA 6020B	MT1	13
		EPA 7470A	VB	1
		SM 2320B-2011	YEG	3
		SM 2540C-2015	JAY	1
		SM 4500-S2D-2011	JP1	1
		EPA 300.0 Rev 2.1 1993	JCM	3
92713556003	**HAM-HGWA-3**	EPA 6010D	AJM	6
		EPA 6020B	MT1	13
		EPA 7470A	VB	1
		SM 2320B-2011	YEG	3
		SM 2540C-2015	JAY	1
		SM 4500-S2D-2011	JP1	1
		EPA 300.0 Rev 2.1 1993	JCM	3
92713556004	**HAM-HGWA-43D**	EPA 6010D	AJM	6
		EPA 6020B	MT1	13
		EPA 7470A	VB	1
		SM 2320B-2011	YEG	3
		SM 2540C-2015	JAY	1
		SM 4500-S2D-2011	JP1	1
		EPA 300.0 Rev 2.1 1993	JCM	3
92713556005	**HAM-HGWA-44D**	EPA 6010D	AJM	6
		EPA 6020B	MT1	13
		EPA 7470A	VB	1
		SM 2320B-2011	YEG	3
		SM 2540C-2015	JAY	1
		SM 4500-S2D-2011	JP1	1
		EPA 300.0 Rev 2.1 1993	JCM	3
92713556006	**HAM-UGRD-FD-01**	EPA 6010D	AJM	6
		EPA 6020B	MT1	13

This report shall not be reproduced, except in full,
without the written consent of Pace Analytical Services, LLC.

Pace Analytical Services, LLC
9800 Kincey Ave. Suite 100
Huntersville, NC 28078
(704)875-9092

SAMPLE ANALYTE COUNT

Project: Plant Hammond Pooled Upgradien
Pace Project No.: 92713556

Lab ID	Sample ID	Method	Analysts	Analytes Reported
		EPA 7470A	VB	1
		SM 2320B-2011	YEG	3
		SM 2540C-2015	JAY	1
		SM 4500-S2D-2011	JP1	1
		EPA 300.0 Rev 2.1 1993	JCM	3
92713556007	**HAM-UGRD-EB-01**	EPA 6010D	AJM	1
		EPA 6020B	MT1	13
		EPA 7470A	VB	1
		SM 2540C-2015	JAY	1
		EPA 300.0 Rev 2.1 1993	JCM	3
92713556008	**HAM-UGRD-FB-01**	EPA 6010D	AJM	1
		EPA 6020B	MT1	13
		EPA 7470A	VB	1
		SM 2540C-2015	JAY	1
		EPA 300.0 Rev 2.1 1993	JCM	3

PASI-A = Pace Analytical Services - Asheville
PASI-GA = Pace Analytical Services - Peachtree Corners, GA

This report shall not be reproduced, except in full,
without the written consent of Pace Analytical Services, LLC.

Pace Analytical Services, LLC
9800 Kincey Ave. Suite 100
Huntersville, NC 28078
(704)875-9092

SUMMARY OF DETECTION

Project: Plant Hammond Pooled Upgradien
Pace Project No.: 92713556

Lab Sample ID Method	Client Sample ID Parameters	Result	Units	Report Limit	Analyzed	Qualifiers
92713556001	**HAM-HGWA-1**					
EPA 6010D	Iron	0.034J	mg/L	0.040	02/28/24 08:42	
EPA 6010D	Manganese	0.12	mg/L	0.040	02/26/24 00:58	
EPA 6010D	Potassium	0.59	mg/L	0.50	02/26/24 00:58	
EPA 6010D	Sodium	21.2	mg/L	1.0	02/26/24 00:58	M1
EPA 6010D	Calcium	116	mg/L	1.0	02/26/24 00:58	M1
EPA 6010D	Magnesium	4.8	mg/L	0.050	02/26/24 00:58	M1
EPA 6020B	Barium	0.039	mg/L	0.0050	02/20/24 15:38	
EPA 6020B	Boron	0.020J	mg/L	0.040	02/20/24 15:38	
SM 2320B-2011	Alkalinity,Bicarbonate (CaCO3)	303	mg/L	5.0	02/19/24 15:52	
SM 2320B-2011	Alkalinity, Total as CaCO3	303	mg/L	5.0	02/19/24 15:52	
SM 2540C-2015	Total Dissolved Solids	402	mg/L	25.0	02/18/24 14:54	
EPA 300.0 Rev 2.1 1993	Chloride	10.0	mg/L	1.0	02/16/24 01:37	
EPA 300.0 Rev 2.1 1993	Fluoride	0.071J	mg/L	0.10	02/16/24 01:37	M1
EPA 300.0 Rev 2.1 1993	Sulfate	50.4	mg/L	1.0	02/16/24 01:37	M1
92713556002	**HAM-HGWA-2**					
EPA 6010D	Iron	0.15	mg/L	0.040	02/26/24 01:17	
EPA 6010D	Manganese	0.78	mg/L	0.040	02/26/24 01:17	
EPA 6010D	Potassium	1.4	mg/L	0.50	02/26/24 01:17	
EPA 6010D	Sodium	11.6	mg/L	1.0	02/26/24 01:17	
EPA 6010D	Calcium	38.8	mg/L	1.0	02/26/24 01:17	
EPA 6010D	Magnesium	4.4	mg/L	0.050	02/26/24 01:17	
EPA 6020B	Barium	0.062	mg/L	0.0050	02/20/24 15:42	
EPA 6020B	Beryllium	0.00022J	mg/L	0.00050	02/20/24 15:42	
EPA 6020B	Boron	0.051	mg/L	0.040	02/20/24 15:42	
EPA 6020B	Cadmium	0.00027J	mg/L	0.00050	02/20/24 15:42	
EPA 6020B	Cobalt	0.022	mg/L	0.0050	02/20/24 15:42	
EPA 6020B	Lead	0.00018J	mg/L	0.0010	02/20/24 15:42	
EPA 6020B	Lithium	0.0017J	mg/L	0.030	02/20/24 15:42	
EPA 6020B	Selenium	0.0020J	mg/L	0.0050	02/20/24 15:42	
SM 2320B-2011	Alkalinity,Bicarbonate (CaCO3)	42.6	mg/L	5.0	02/19/24 16:10	
SM 2320B-2011	Alkalinity, Total as CaCO3	42.6	mg/L	5.0	02/19/24 16:10	
SM 2540C-2015	Total Dissolved Solids	214	mg/L	25.0	02/18/24 14:54	
EPA 300.0 Rev 2.1 1993	Chloride	6.3	mg/L	1.0	02/16/24 02:20	
EPA 300.0 Rev 2.1 1993	Fluoride	0.17	mg/L	0.10	02/16/24 02:20	
EPA 300.0 Rev 2.1 1993	Sulfate	93.9	mg/L	1.0	02/16/24 02:20	
92713556003	**HAM-HGWA-3**					
EPA 6010D	Iron	0.94	mg/L	0.040	02/26/24 01:22	
EPA 6010D	Manganese	0.26	mg/L	0.040	02/26/24 01:22	
EPA 6010D	Potassium	0.52	mg/L	0.50	02/26/24 01:22	
EPA 6010D	Sodium	6.2	mg/L	1.0	02/26/24 01:22	
EPA 6010D	Calcium	83.6	mg/L	1.0	02/26/24 01:22	
EPA 6010D	Magnesium	5.3	mg/L	0.050	02/26/24 01:22	
EPA 6020B	Barium	0.13	mg/L	0.0050	02/20/24 15:45	
EPA 6020B	Lithium	0.0034J	mg/L	0.030	02/20/24 15:45	
SM 2320B-2011	Alkalinity,Bicarbonate (CaCO3)	213	mg/L	5.0	02/19/24 16:18	
SM 2320B-2011	Alkalinity, Total as CaCO3	213	mg/L	5.0	02/19/24 16:18	

This report shall not be reproduced, except in full,
without the written consent of Pace Analytical Services, LLC.

Pace Analytical Services, LLC
9800 Kincey Ave. Suite 100
Huntersville, NC 28078
(704)875-9092

SUMMARY OF DETECTION

Project: Plant Hammond Pooled Upgradien
Pace Project No.: 92713556

Lab Sample ID Method	Client Sample ID Parameters	Result	Units	Report Limit	Analyzed	Qualifiers
92713556003	**HAM-HGWA-3**					
SM 2540C-2015	Total Dissolved Solids	284	mg/L	25.0	02/18/24 14:54	
EPA 300.0 Rev 2.1 1993	Chloride	5.3	mg/L	1.0	02/16/24 02:35	
EPA 300.0 Rev 2.1 1993	Sulfate	35.5	mg/L	1.0	02/16/24 02:35	
92713556004	**HAM-HGWA-43D**					
EPA 6010D	Iron	0.42	mg/L	0.040	02/26/24 01:27	
EPA 6010D	Manganese	0.017J	mg/L	0.040	02/26/24 01:27	
EPA 6010D	Potassium	0.89	mg/L	0.50	02/26/24 01:27	
EPA 6010D	Sodium	20.6	mg/L	1.0	02/26/24 01:27	
EPA 6010D	Calcium	53.3	mg/L	1.0	02/26/24 01:27	
EPA 6010D	Magnesium	17.9	mg/L	0.050	02/26/24 01:27	
EPA 6020B	Arsenic	0.00097J	mg/L	0.0050	02/20/24 15:49	
EPA 6020B	Barium	0.28	mg/L	0.0050	02/20/24 15:49	
EPA 6020B	Boron	0.037J	mg/L	0.040	02/20/24 15:49	
EPA 6020B	Lithium	0.0024J	mg/L	0.030	02/20/24 15:49	
EPA 6020B	Molybdenum	0.0015J	mg/L	0.010	02/20/24 15:49	
SM 2320B-2011	Alkalinity,Bicarbonate (CaCO3)	231	mg/L	5.0	02/19/24 16:26	
SM 2320B-2011	Alkalinity, Total as CaCO3	231	mg/L	5.0	02/19/24 16:26	
SM 2540C-2015	Total Dissolved Solids	291	mg/L	25.0	02/18/24 14:54	
SM 4500-S2D-2011	Sulfide	0.034J	mg/L	0.10	02/17/24 01:55	
EPA 300.0 Rev 2.1 1993	Chloride	3.9	mg/L	1.0	02/16/24 02:49	
EPA 300.0 Rev 2.1 1993	Fluoride	0.20	mg/L	0.10	02/16/24 02:49	
EPA 300.0 Rev 2.1 1993	Sulfate	28.9	mg/L	1.0	02/16/24 02:49	
92713556005	**HAM-HGWA-44D**					
EPA 6010D	Iron	0.19	mg/L	0.040	02/26/24 01:32	
EPA 6010D	Potassium	3.0	mg/L	0.50	02/26/24 01:32	
EPA 6010D	Sodium	140	mg/L	1.0	02/26/24 01:32	
EPA 6010D	Calcium	9.9	mg/L	1.0	02/26/24 01:32	
EPA 6010D	Magnesium	4.5	mg/L	0.050	02/26/24 01:32	
EPA 6020B	Arsenic	0.0014J	mg/L	0.0050	02/20/24 15:53	
EPA 6020B	Barium	0.12	mg/L	0.0050	02/20/24 15:53	
EPA 6020B	Boron	0.49	mg/L	0.040	02/20/24 15:53	
EPA 6020B	Lithium	0.088	mg/L	0.030	02/20/24 15:53	
EPA 6020B	Molybdenum	0.0018J	mg/L	0.010	02/20/24 15:53	
SM 2320B-2011	Alkalinity,Bicarbonate (CaCO3)	292	mg/L	5.0	02/19/24 16:34	
SM 2320B-2011	Alkalinity, Total as CaCO3	292	mg/L	5.0	02/19/24 16:34	
SM 2540C-2015	Total Dissolved Solids	379	mg/L	25.0	02/18/24 14:55	
SM 4500-S2D-2011	Sulfide	0.19	mg/L	0.10	02/17/24 01:55	
EPA 300.0 Rev 2.1 1993	Chloride	27.7	mg/L	1.0	02/16/24 03:47	
EPA 300.0 Rev 2.1 1993	Fluoride	1.5	mg/L	0.10	02/16/24 03:47	
EPA 300.0 Rev 2.1 1993	Sulfate	2.0	mg/L	1.0	02/16/24 03:47	
92713556006	**HAM-UGRD-FD-01**					
EPA 6010D	Iron	0.17	mg/L	0.040	02/26/24 01:46	
EPA 6010D	Potassium	2.9	mg/L	0.50	02/26/24 01:46	
EPA 6010D	Sodium	134	mg/L	1.0	02/26/24 01:46	
EPA 6010D	Calcium	10.0	mg/L	1.0	02/26/24 01:46	
EPA 6010D	Magnesium	4.5	mg/L	0.050	02/26/24 01:46	

This report shall not be reproduced, except in full,
without the written consent of Pace Analytical Services, LLC.

Pace Analytical Services, LLC
9800 Kincey Ave. Suite 100
Huntersville, NC 28078
(704)875-9092

SUMMARY OF DETECTION

Project: Plant Hammond Pooled Upgradien
Pace Project No.: 92713556

Lab Sample ID Method	Client Sample ID Parameters	Result	Units	Report Limit	Analyzed	Qualifiers
92713556006	**HAM-UGRD-FD-01**					
EPA 6020B	Arsenic	0.0010J	mg/L	0.0050	02/20/24 16:17	
EPA 6020B	Barium	0.13	mg/L	0.0050	02/20/24 16:17	
EPA 6020B	Boron	0.51	mg/L	0.040	02/20/24 16:17	
EPA 6020B	Lithium	0.092	mg/L	0.030	02/20/24 16:17	
EPA 6020B	Molybdenum	0.0021J	mg/L	0.010	02/20/24 16:17	
SM 2320B-2011	Alkalinity,Bicarbonate (CaCO3)	286	mg/L	5.0	02/19/24 18:47	
SM 2320B-2011	Alkalinity, Total as CaCO3	286	mg/L	5.0	02/19/24 18:47	
SM 2540C-2015	Total Dissolved Solids	382	mg/L	25.0	02/18/24 14:55	
SM 4500-S2D-2011	Sulfide	0.24	mg/L	0.10	02/17/24 01:55	
EPA 300.0 Rev 2.1 1993	Chloride	27.8	mg/L	1.0	02/16/24 04:01	
EPA 300.0 Rev 2.1 1993	Fluoride	1.5	mg/L	0.10	02/16/24 04:01	
EPA 300.0 Rev 2.1 1993	Sulfate	2.6	mg/L	1.0	02/16/24 04:01	

This report shall not be reproduced, except in full,
without the written consent of Pace Analytical Services, LLC.

Pace Analytical Services, LLC
9800 Kincey Ave. Suite 100
Huntersville, NC 28078
(704)875-9092

ANALYTICAL RESULTS

Project: Plant Hammond Pooled Upgradien
Pace Project No.: 92713556

Sample: HAM-HGWA-1 **Lab ID: 92713556001** Collected: 02/13/24 18:38 Received: 02/14/24 14:50 Matrix: Water

Parameters	Results	Units	Report Limit	MDL	DF	Prepared	Analyzed	CAS No.	Qual
6010D ATL ICP	Analytical Method: EPA 6010D Preparation Method: EPA 3010A Pace Analytical Services - Peachtree Corners, GA								
Iron	**0.034J**	mg/L	0.040	0.025	1	02/16/24 19:24	02/28/24 08:42	7439-89-6	
Manganese	**0.12**	mg/L	0.040	0.011	1	02/16/24 19:24	02/26/24 00:58	7439-96-5	
Potassium	**0.59**	mg/L	0.50	0.15	1	02/16/24 19:24	02/26/24 00:58	7440-09-7	
Sodium	**21.2**	mg/L	1.0	0.58	1	02/16/24 19:24	02/26/24 00:58	7440-23-5	M1
Calcium	**116**	mg/L	1.0	0.12	1	02/16/24 19:24	02/26/24 00:58	7440-70-2	M1
Magnesium	**4.8**	mg/L	0.050	0.012	1	02/16/24 19:24	02/26/24 00:58	7439-95-4	M1
6020 MET ICPMS	Analytical Method: EPA 6020B Preparation Method: EPA 3005A Pace Analytical Services - Peachtree Corners, GA								
Antimony	ND	mg/L	0.0030	0.00054	1	02/17/24 05:35	02/20/24 15:38	7440-36-0	
Arsenic	ND	mg/L	0.0050	0.00084	1	02/17/24 05:35	02/20/24 15:38	7440-38-2	
Barium	**0.039**	mg/L	0.0050	0.00047	1	02/17/24 05:35	02/20/24 15:38	7440-39-3	
Beryllium	ND	mg/L	0.00050	0.000094	1	02/17/24 05:35	02/20/24 15:38	7440-41-7	
Boron	**0.020J**	mg/L	0.040	0.012	1	02/17/24 05:35	02/20/24 15:38	7440-42-8	
Cadmium	ND	mg/L	0.00050	0.00010	1	02/17/24 05:35	02/20/24 15:38	7440-43-9	
Chromium	ND	mg/L	0.0050	0.0019	1	02/17/24 05:35	02/20/24 15:38	7440-47-3	
Cobalt	ND	mg/L	0.0050	0.00032	1	02/17/24 05:35	02/20/24 15:38	7440-48-4	
Lead	ND	mg/L	0.0010	0.00016	1	02/17/24 05:35	02/20/24 15:38	7439-92-1	
Lithium	ND	mg/L	0.030	0.0016	1	02/17/24 05:35	02/20/24 15:38	7439-93-2	
Molybdenum	ND	mg/L	0.010	0.00062	1	02/17/24 05:35	02/20/24 15:38	7439-98-7	
Selenium	ND	mg/L	0.0050	0.00096	1	02/17/24 05:35	02/20/24 15:38	7782-49-2	
Thallium	ND	mg/L	0.0010	0.00038	1	02/17/24 05:35	02/20/24 15:38	7440-28-0	
7470 Mercury	Analytical Method: EPA 7470A Preparation Method: EPA 7470A Pace Analytical Services - Peachtree Corners, GA								
Mercury	ND	mg/L	0.00020	0.00013	1	02/22/24 11:30	02/22/24 14:16	7439-97-6	
2320B Alkalinity	Analytical Method: SM 2320B-2011 Pace Analytical Services - Asheville								
Alkalinity,Bicarbonate (CaCO3)	**303**	mg/L	5.0	5.0	1		02/19/24 15:52		
Alkalinity,Carbonate (CaCO3)	ND	mg/L	5.0	5.0	1		02/19/24 15:52		
Alkalinity, Total as CaCO3	**303**	mg/L	5.0	5.0	1		02/19/24 15:52		
2540C Total Dissolved Solids	Analytical Method: SM 2540C-2015 Pace Analytical Services - Asheville								
Total Dissolved Solids	**402**	mg/L	25.0	25.0	1		02/18/24 14:54		
4500S2D Sulfide Water	Analytical Method: SM 4500-S2D-2011 Pace Analytical Services - Asheville								
Sulfide	ND	mg/L	0.10	0.022	1		02/17/24 01:53	18496-25-8	R1
300.0 IC Anions 28 Days	Analytical Method: EPA 300.0 Rev 2.1 1993 Pace Analytical Services - Asheville								
Chloride	**10.0**	mg/L	1.0	0.60	1		02/16/24 01:37	16887-00-6	

REPORT OF LABORATORY ANALYSIS

This report shall not be reproduced, except in full,
without the written consent of Pace Analytical Services, LLC.

Pace Analytical Services, LLC
9800 Kincey Ave. Suite 100
Huntersville, NC 28078
(704)875-9092

ANALYTICAL RESULTS

Project: Plant Hammond Pooled Upgradien
Pace Project No.: 92713556

Sample: HAM-HGWA-1 **Lab ID: 92713556001** Collected: 02/13/24 18:38 Received: 02/14/24 14:50 Matrix: Water

Parameters	Results	Units	Report Limit	MDL	DF	Prepared	Analyzed	CAS No.	Qual
300.0 IC Anions 28 Days	Analytical Method: EPA 300.0 Rev 2.1 1993 Pace Analytical Services - Asheville								
Fluoride	**0.071J**	mg/L	0.10	0.050	1		02/16/24 01:37	16984-48-8	M1
Sulfate	**50.4**	mg/L	1.0	0.50	1		02/16/24 01:37	14808-79-8	M1

This report shall not be reproduced, except in full,
without the written consent of Pace Analytical Services, LLC.

Pace Analytical Services, LLC
9800 Kincey Ave. Suite 100
Huntersville, NC 28078
(704)875-9092

ANALYTICAL RESULTS

Project: Plant Hammond Pooled Upgradien
Pace Project No.: 92713556

Sample: HAM-HGWA-2 **Lab ID: 92713556002** Collected: 02/13/24 15:30 Received: 02/14/24 14:50 Matrix: Water

Parameters	Results	Units	Report Limit	MDL	DF	Prepared	Analyzed	CAS No.	Qual
6010D ATL ICP	Analytical Method: EPA 6010D Preparation Method: EPA 3010A Pace Analytical Services - Peachtree Corners, GA								
Iron	**0.15**	mg/L	0.040	0.025	1	02/16/24 19:24	02/26/24 01:17	7439-89-6	
Manganese	**0.78**	mg/L	0.040	0.011	1	02/16/24 19:24	02/26/24 01:17	7439-96-5	
Potassium	**1.4**	mg/L	0.50	0.15	1	02/16/24 19:24	02/26/24 01:17	7440-09-7	
Sodium	**11.6**	mg/L	1.0	0.58	1	02/16/24 19:24	02/26/24 01:17	7440-23-5	
Calcium	**38.8**	mg/L	1.0	0.12	1	02/16/24 19:24	02/26/24 01:17	7440-70-2	
Magnesium	**4.4**	mg/L	0.050	0.012	1	02/16/24 19:24	02/26/24 01:17	7439-95-4	
6020 MET ICPMS	Analytical Method: EPA 6020B Preparation Method: EPA 3005A Pace Analytical Services - Peachtree Corners, GA								
Antimony	ND	mg/L	0.0030	0.00054	1	02/17/24 05:35	02/20/24 15:42	7440-36-0	
Arsenic	ND	mg/L	0.0050	0.00084	1	02/17/24 05:35	02/20/24 15:42	7440-38-2	
Barium	**0.062**	mg/L	0.0050	0.00047	1	02/17/24 05:35	02/20/24 15:42	7440-39-3	
Beryllium	**0.00022J**	mg/L	0.00050	0.000094	1	02/17/24 05:35	02/20/24 15:42	7440-41-7	
Boron	**0.051**	mg/L	0.040	0.012	1	02/17/24 05:35	02/20/24 15:42	7440-42-8	
Cadmium	**0.00027J**	mg/L	0.00050	0.00010	1	02/17/24 05:35	02/20/24 15:42	7440-43-9	
Chromium	ND	mg/L	0.0050	0.0019	1	02/17/24 05:35	02/20/24 15:42	7440-47-3	
Cobalt	**0.022**	mg/L	0.0050	0.00032	1	02/17/24 05:35	02/20/24 15:42	7440-48-4	
Lead	**0.00018J**	mg/L	0.0010	0.00016	1	02/17/24 05:35	02/20/24 15:42	7439-92-1	
Lithium	**0.0017J**	mg/L	0.030	0.0016	1	02/17/24 05:35	02/20/24 15:42	7439-93-2	
Molybdenum	ND	mg/L	0.010	0.00062	1	02/17/24 05:35	02/20/24 15:42	7439-98-7	
Selenium	**0.0020J**	mg/L	0.0050	0.00096	1	02/17/24 05:35	02/20/24 15:42	7782-49-2	
Thallium	ND	mg/L	0.0010	0.00038	1	02/17/24 05:35	02/20/24 15:42	7440-28-0	
7470 Mercury	Analytical Method: EPA 7470A Preparation Method: EPA 7470A Pace Analytical Services - Peachtree Corners, GA								
Mercury	ND	mg/L	0.00020	0.00013	1	02/22/24 11:30	02/22/24 14:27	7439-97-6	
2320B Alkalinity	Analytical Method: SM 2320B-2011 Pace Analytical Services - Asheville								
Alkalinity,Bicarbonate (CaCO3)	**42.6**	mg/L	5.0	5.0	1		02/19/24 16:10		
Alkalinity,Carbonate (CaCO3)	ND	mg/L	5.0	5.0	1		02/19/24 16:10		
Alkalinity, Total as CaCO3	**42.6**	mg/L	5.0	5.0	1		02/19/24 16:10		
2540C Total Dissolved Solids	Analytical Method: SM 2540C-2015 Pace Analytical Services - Asheville								
Total Dissolved Solids	**214**	mg/L	25.0	25.0	1		02/18/24 14:54		
4500S2D Sulfide Water	Analytical Method: SM 4500-S2D-2011 Pace Analytical Services - Asheville								
Sulfide	ND	mg/L	0.10	0.022	1		02/17/24 01:54	18496-25-8	
300.0 IC Anions 28 Days	Analytical Method: EPA 300.0 Rev 2.1 1993 Pace Analytical Services - Asheville								
Chloride	**6.3**	mg/L	1.0	0.60	1		02/16/24 02:20	16887-00-6	

This report shall not be reproduced, except in full,
without the written consent of Pace Analytical Services, LLC.

Pace Analytical Services, LLC
9800 Kincey Ave. Suite 100
Huntersville, NC 28078
(704)875-9092

ANALYTICAL RESULTS

Project: Plant Hammond Pooled Upgradien
Pace Project No.: 92713556

Sample: HAM-HGWA-2 **Lab ID: 92713556002** Collected: 02/13/24 15:30 Received: 02/14/24 14:50 Matrix: Water

Parameters	Results	Units	Report Limit	MDL	DF	Prepared	Analyzed	CAS No.	Qual
300.0 IC Anions 28 Days	Analytical Method: EPA 300.0 Rev 2.1 1993 Pace Analytical Services - Asheville								
Fluoride	**0.17**	mg/L	0.10	0.050	1		02/16/24 02:20	16984-48-8	
Sulfate	**93.9**	mg/L	1.0	0.50	1		02/16/24 02:20	14808-79-8	

This report shall not be reproduced, except in full,
without the written consent of Pace Analytical Services, LLC.

Pace Analytical Services, LLC
9800 Kincey Ave. Suite 100
Huntersville, NC 28078
(704)875-9092

ANALYTICAL RESULTS

Project: Plant Hammond Pooled Upgradien
Pace Project No.: 92713556

Sample: HAM-HGWA-3 **Lab ID: 92713556003** Collected: 02/13/24 13:58 Received: 02/14/24 14:50 Matrix: Water

Parameters	Results	Units	Report Limit	MDL	DF	Prepared	Analyzed	CAS No.	Qual
6010D ATL ICP	Analytical Method: EPA 6010D Preparation Method: EPA 3010A Pace Analytical Services - Peachtree Corners, GA								
Iron	**0.94**	mg/L	0.040	0.025	1	02/16/24 19:24	02/26/24 01:22	7439-89-6	
Manganese	**0.26**	mg/L	0.040	0.011	1	02/16/24 19:24	02/26/24 01:22	7439-96-5	
Potassium	**0.52**	mg/L	0.50	0.15	1	02/16/24 19:24	02/26/24 01:22	7440-09-7	
Sodium	**6.2**	mg/L	1.0	0.58	1	02/16/24 19:24	02/26/24 01:22	7440-23-5	
Calcium	**83.6**	mg/L	1.0	0.12	1	02/16/24 19:24	02/26/24 01:22	7440-70-2	
Magnesium	**5.3**	mg/L	0.050	0.012	1	02/16/24 19:24	02/26/24 01:22	7439-95-4	
6020 MET ICPMS	Analytical Method: EPA 6020B Preparation Method: EPA 3005A Pace Analytical Services - Peachtree Corners, GA								
Antimony	ND	mg/L	0.0030	0.00054	1	02/17/24 05:35	02/20/24 15:45	7440-36-0	
Arsenic	ND	mg/L	0.0050	0.00084	1	02/17/24 05:35	02/20/24 15:45	7440-38-2	
Barium	**0.13**	mg/L	0.0050	0.00047	1	02/17/24 05:35	02/20/24 15:45	7440-39-3	
Beryllium	ND	mg/L	0.00050	0.000094	1	02/17/24 05:35	02/20/24 15:45	7440-41-7	
Boron	ND	mg/L	0.040	0.012	1	02/17/24 05:35	02/20/24 15:45	7440-42-8	
Cadmium	ND	mg/L	0.00050	0.00010	1	02/17/24 05:35	02/20/24 15:45	7440-43-9	
Chromium	ND	mg/L	0.0050	0.0019	1	02/17/24 05:35	02/20/24 15:45	7440-47-3	
Cobalt	ND	mg/L	0.0050	0.00032	1	02/17/24 05:35	02/20/24 15:45	7440-48-4	
Lead	ND	mg/L	0.0010	0.00016	1	02/17/24 05:35	02/20/24 15:45	7439-92-1	
Lithium	**0.0034J**	mg/L	0.030	0.0016	1	02/17/24 05:35	02/20/24 15:45	7439-93-2	
Molybdenum	ND	mg/L	0.010	0.00062	1	02/17/24 05:35	02/20/24 15:45	7439-98-7	
Selenium	ND	mg/L	0.0050	0.00096	1	02/17/24 05:35	02/20/24 15:45	7782-49-2	
Thallium	ND	mg/L	0.0010	0.00038	1	02/17/24 05:35	02/20/24 15:45	7440-28-0	
7470 Mercury	Analytical Method: EPA 7470A Preparation Method: EPA 7470A Pace Analytical Services - Peachtree Corners, GA								
Mercury	ND	mg/L	0.00020	0.00013	1	02/22/24 11:30	02/22/24 14:38	7439-97-6	
2320B Alkalinity	Analytical Method: SM 2320B-2011 Pace Analytical Services - Asheville								
Alkalinity,Bicarbonate (CaCO3)	**213**	mg/L	5.0	5.0	1		02/19/24 16:18		
Alkalinity,Carbonate (CaCO3)	ND	mg/L	5.0	5.0	1		02/19/24 16:18		
Alkalinity, Total as CaCO3	**213**	mg/L	5.0	5.0	1		02/19/24 16:18		
2540C Total Dissolved Solids	Analytical Method: SM 2540C-2015 Pace Analytical Services - Asheville								
Total Dissolved Solids	**284**	mg/L	25.0	25.0	1		02/18/24 14:54		
4500S2D Sulfide Water	Analytical Method: SM 4500-S2D-2011 Pace Analytical Services - Asheville								
Sulfide	ND	mg/L	0.10	0.022	1		02/17/24 01:54	18496-25-8	
300.0 IC Anions 28 Days	Analytical Method: EPA 300.0 Rev 2.1 1993 Pace Analytical Services - Asheville								
Chloride	**5.3**	mg/L	1.0	0.60	1		02/16/24 02:35	16887-00-6	

This report shall not be reproduced, except in full,
without the written consent of Pace Analytical Services, LLC.

Pace Analytical Services, LLC
9800 Kincey Ave. Suite 100
Huntersville, NC 28078
(704)875-9092

ANALYTICAL RESULTS

Project: Plant Hammond Pooled Upgradien
Pace Project No.: 92713556

Sample: HAM-HGWA-3 **Lab ID: 92713556003** Collected: 02/13/24 13:58 Received: 02/14/24 14:50 Matrix: Water

Parameters	Results	Units	Report Limit	MDL	DF	Prepared	Analyzed	CAS No.	Qual
300.0 IC Anions 28 Days	Analytical Method: EPA 300.0 Rev 2.1 1993 Pace Analytical Services - Asheville								
Fluoride	ND	mg/L	0.10	0.050	1		02/16/24 02:35	16984-48-8	
Sulfate	**35.5**	mg/L	1.0	0.50	1		02/16/24 02:35	14808-79-8	

This report shall not be reproduced, except in full,
without the written consent of Pace Analytical Services, LLC.

Pace Analytical Services, LLC
9800 Kincey Ave. Suite 100
Huntersville, NC 28078
(704)875-9092

ANALYTICAL RESULTS

Project: Plant Hammond Pooled Upgradien
Pace Project No.: 92713556

Sample: HAM-HGWA-43D **Lab ID: 92713556004** Collected: 02/13/24 11:09 Received: 02/14/24 14:50 Matrix: Water

Parameters	Results	Units	Report Limit	MDL	DF	Prepared	Analyzed	CAS No.	Qual
6010D ATL ICP	Analytical Method: EPA 6010D Preparation Method: EPA 3010A Pace Analytical Services - Peachtree Corners, GA								
Iron	**0.42**	mg/L	0.040	0.025	1	02/16/24 19:24	02/26/24 01:27	7439-89-6	
Manganese	**0.017J**	mg/L	0.040	0.011	1	02/16/24 19:24	02/26/24 01:27	7439-96-5	
Potassium	**0.89**	mg/L	0.50	0.15	1	02/16/24 19:24	02/26/24 01:27	7440-09-7	
Sodium	**20.6**	mg/L	1.0	0.58	1	02/16/24 19:24	02/26/24 01:27	7440-23-5	
Calcium	**53.3**	mg/L	1.0	0.12	1	02/16/24 19:24	02/26/24 01:27	7440-70-2	
Magnesium	**17.9**	mg/L	0.050	0.012	1	02/16/24 19:24	02/26/24 01:27	7439-95-4	
6020 MET ICPMS	Analytical Method: EPA 6020B Preparation Method: EPA 3005A Pace Analytical Services - Peachtree Corners, GA								
Antimony	ND	mg/L	0.0030	0.00054	1	02/17/24 05:35	02/20/24 15:49	7440-36-0	
Arsenic	**0.00097J**	mg/L	0.0050	0.00084	1	02/17/24 05:35	02/20/24 15:49	7440-38-2	
Barium	**0.28**	mg/L	0.0050	0.00047	1	02/17/24 05:35	02/20/24 15:49	7440-39-3	
Beryllium	ND	mg/L	0.00050	0.000094	1	02/17/24 05:35	02/20/24 15:49	7440-41-7	
Boron	**0.037J**	mg/L	0.040	0.012	1	02/17/24 05:35	02/20/24 15:49	7440-42-8	
Cadmium	ND	mg/L	0.00050	0.00010	1	02/17/24 05:35	02/20/24 15:49	7440-43-9	
Chromium	ND	mg/L	0.0050	0.0019	1	02/17/24 05:35	02/20/24 15:49	7440-47-3	
Cobalt	ND	mg/L	0.0050	0.00032	1	02/17/24 05:35	02/20/24 15:49	7440-48-4	
Lead	ND	mg/L	0.0010	0.00016	1	02/17/24 05:35	02/20/24 15:49	7439-92-1	
Lithium	**0.0024J**	mg/L	0.030	0.0016	1	02/17/24 05:35	02/20/24 15:49	7439-93-2	
Molybdenum	**0.0015J**	mg/L	0.010	0.00062	1	02/17/24 05:35	02/20/24 15:49	7439-98-7	
Selenium	ND	mg/L	0.0050	0.00096	1	02/17/24 05:35	02/20/24 15:49	7782-49-2	
Thallium	ND	mg/L	0.0010	0.00038	1	02/17/24 05:35	02/20/24 15:49	7440-28-0	
7470 Mercury	Analytical Method: EPA 7470A Preparation Method: EPA 7470A Pace Analytical Services - Peachtree Corners, GA								
Mercury	ND	mg/L	0.00020	0.00013	1	02/22/24 11:30	02/22/24 14:40	7439-97-6	
2320B Alkalinity	Analytical Method: SM 2320B-2011 Pace Analytical Services - Asheville								
Alkalinity,Bicarbonate (CaCO3)	**231**	mg/L	5.0	5.0	1		02/19/24 16:26		
Alkalinity,Carbonate (CaCO3)	ND	mg/L	5.0	5.0	1		02/19/24 16:26		
Alkalinity, Total as CaCO3	**231**	mg/L	5.0	5.0	1		02/19/24 16:26		
2540C Total Dissolved Solids	Analytical Method: SM 2540C-2015 Pace Analytical Services - Asheville								
Total Dissolved Solids	**291**	mg/L	25.0	25.0	1		02/18/24 14:54		
4500S2D Sulfide Water	Analytical Method: SM 4500-S2D-2011 Pace Analytical Services - Asheville								
Sulfide	**0.034J**	mg/L	0.10	0.022	1		02/17/24 01:55	18496-25-8	
300.0 IC Anions 28 Days	Analytical Method: EPA 300.0 Rev 2.1 1993 Pace Analytical Services - Asheville								
Chloride	**3.9**	mg/L	1.0	0.60	1		02/16/24 02:49	16887-00-6	

This report shall not be reproduced, except in full,
without the written consent of Pace Analytical Services, LLC.

Pace Analytical Services, LLC
9800 Kincey Ave. Suite 100
Huntersville, NC 28078
(704)875-9092

ANALYTICAL RESULTS

Project: Plant Hammond Pooled Upgradien
Pace Project No.: 92713556

Sample: HAM-HGWA-43D **Lab ID: 92713556004** Collected: 02/13/24 11:09 Received: 02/14/24 14:50 Matrix: Water

Parameters	Results	Units	Report Limit	MDL	DF	Prepared	Analyzed	CAS No.	Qual
300.0 IC Anions 28 Days	Analytical Method: EPA 300.0 Rev 2.1 1993 Pace Analytical Services - Asheville								
Fluoride	**0.20**	mg/L	0.10	0.050	1		02/16/24 02:49	16984-48-8	
Sulfate	**28.9**	mg/L	1.0	0.50	1		02/16/24 02:49	14808-79-8	

This report shall not be reproduced, except in full,
without the written consent of Pace Analytical Services, LLC.

Pace Analytical Services, LLC
9800 Kincey Ave. Suite 100
Huntersville, NC 28078
(704)875-9092

ANALYTICAL RESULTS

Project: Plant Hammond Pooled Upgradien
Pace Project No.: 92713556

Sample: HAM-HGWA-44D **Lab ID: 92713556005** Collected: 02/13/24 11:51 Received: 02/14/24 14:50 Matrix: Water

Parameters	Results	Units	Report Limit	MDL	DF	Prepared	Analyzed	CAS No.	Qual
6010D ATL ICP	Analytical Method: EPA 6010D Preparation Method: EPA 3010A Pace Analytical Services - Peachtree Corners, GA								
Iron	**0.19**	mg/L	0.040	0.025	1	02/16/24 19:24	02/26/24 01:32	7439-89-6	
Manganese	ND	mg/L	0.040	0.011	1	02/16/24 19:24	02/26/24 01:32	7439-96-5	
Potassium	**3.0**	mg/L	0.50	0.15	1	02/16/24 19:24	02/26/24 01:32	7440-09-7	
Sodium	**140**	mg/L	1.0	0.58	1	02/16/24 19:24	02/26/24 01:32	7440-23-5	
Calcium	**9.9**	mg/L	1.0	0.12	1	02/16/24 19:24	02/26/24 01:32	7440-70-2	
Magnesium	**4.5**	mg/L	0.050	0.012	1	02/16/24 19:24	02/26/24 01:32	7439-95-4	
6020 MET ICPMS	Analytical Method: EPA 6020B Preparation Method: EPA 3005A Pace Analytical Services - Peachtree Corners, GA								
Antimony	ND	mg/L	0.0030	0.00054	1	02/17/24 05:35	02/20/24 15:53	7440-36-0	
Arsenic	**0.0014J**	mg/L	0.0050	0.00084	1	02/17/24 05:35	02/20/24 15:53	7440-38-2	
Barium	**0.12**	mg/L	0.0050	0.00047	1	02/17/24 05:35	02/20/24 15:53	7440-39-3	
Beryllium	ND	mg/L	0.00050	0.000094	1	02/17/24 05:35	02/20/24 15:53	7440-41-7	
Boron	**0.49**	mg/L	0.040	0.012	1	02/17/24 05:35	02/20/24 15:53	7440-42-8	
Cadmium	ND	mg/L	0.00050	0.00010	1	02/17/24 05:35	02/20/24 15:53	7440-43-9	
Chromium	ND	mg/L	0.0050	0.0019	1	02/17/24 05:35	02/20/24 15:53	7440-47-3	
Cobalt	ND	mg/L	0.0050	0.00032	1	02/17/24 05:35	02/20/24 15:53	7440-48-4	
Lead	ND	mg/L	0.0010	0.00016	1	02/17/24 05:35	02/20/24 15:53	7439-92-1	
Lithium	**0.088**	mg/L	0.030	0.0016	1	02/17/24 05:35	02/20/24 15:53	7439-93-2	
Molybdenum	**0.0018J**	mg/L	0.010	0.00062	1	02/17/24 05:35	02/20/24 15:53	7439-98-7	
Selenium	ND	mg/L	0.0050	0.00096	1	02/17/24 05:35	02/20/24 15:53	7782-49-2	
Thallium	ND	mg/L	0.0010	0.00038	1	02/17/24 05:35	02/20/24 15:53	7440-28-0	
7470 Mercury	Analytical Method: EPA 7470A Preparation Method: EPA 7470A Pace Analytical Services - Peachtree Corners, GA								
Mercury	ND	mg/L	0.00020	0.00013	1	02/22/24 11:30	02/22/24 14:43	7439-97-6	
2320B Alkalinity	Analytical Method: SM 2320B-2011 Pace Analytical Services - Asheville								
Alkalinity,Bicarbonate (CaCO3)	**292**	mg/L	5.0	5.0	1		02/19/24 16:34		
Alkalinity,Carbonate (CaCO3)	ND	mg/L	5.0	5.0	1		02/19/24 16:34		
Alkalinity, Total as CaCO3	**292**	mg/L	5.0	5.0	1		02/19/24 16:34		
2540C Total Dissolved Solids	Analytical Method: SM 2540C-2015 Pace Analytical Services - Asheville								
Total Dissolved Solids	**379**	mg/L	25.0	25.0	1		02/18/24 14:55		
4500S2D Sulfide Water	Analytical Method: SM 4500-S2D-2011 Pace Analytical Services - Asheville								
Sulfide	**0.19**	mg/L	0.10	0.022	1		02/17/24 01:55	18496-25-8	
300.0 IC Anions 28 Days	Analytical Method: EPA 300.0 Rev 2.1 1993 Pace Analytical Services - Asheville								
Chloride	**27.7**	mg/L	1.0	0.60	1		02/16/24 03:47	16887-00-6	

This report shall not be reproduced, except in full,
without the written consent of Pace Analytical Services, LLC.

Pace Analytical Services, LLC
9800 Kincey Ave. Suite 100
Huntersville, NC 28078
(704)875-9092

ANALYTICAL RESULTS

Project: Plant Hammond Pooled Upgradien
Pace Project No.: 92713556

Sample: HAM-HGWA-44D **Lab ID: 92713556005** Collected: 02/13/24 11:51 Received: 02/14/24 14:50 Matrix: Water

Parameters	Results	Units	Report Limit	MDL	DF	Prepared	Analyzed	CAS No.	Qual
300.0 IC Anions 28 Days	Analytical Method: EPA 300.0 Rev 2.1 1993 Pace Analytical Services - Asheville								
Fluoride	**1.5**	mg/L	0.10	0.050	1		02/16/24 03:47	16984-48-8	
Sulfate	**2.0**	mg/L	1.0	0.50	1		02/16/24 03:47	14808-79-8	

This report shall not be reproduced, except in full,
without the written consent of Pace Analytical Services, LLC.

Pace Analytical Services, LLC
9800 Kincey Ave. Suite 100
Huntersville, NC 28078
(704)875-9092

ANALYTICAL RESULTS

Project: Plant Hammond Pooled Upgradien
Pace Project No.: 92713556

Sample: HAM-UGRD-FD-01 **Lab ID: 92713556006** Collected: 02/13/24 00:00 Received: 02/14/24 14:50 Matrix: Water

Parameters	Results	Units	Report Limit	MDL	DF	Prepared	Analyzed	CAS No.	Qual
6010D ATL ICP	Analytical Method: EPA 6010D Preparation Method: EPA 3010A Pace Analytical Services - Peachtree Corners, GA								
Iron	**0.17**	mg/L	0.040	0.025	1	02/16/24 19:24	02/26/24 01:46	7439-89-6	
Manganese	ND	mg/L	0.040	0.011	1	02/16/24 19:24	02/26/24 01:46	7439-96-5	
Potassium	**2.9**	mg/L	0.50	0.15	1	02/16/24 19:24	02/26/24 01:46	7440-09-7	
Sodium	**134**	mg/L	1.0	0.58	1	02/16/24 19:24	02/26/24 01:46	7440-23-5	
Calcium	**10.0**	mg/L	1.0	0.12	1	02/16/24 19:24	02/26/24 01:46	7440-70-2	
Magnesium	**4.5**	mg/L	0.050	0.012	1	02/16/24 19:24	02/26/24 01:46	7439-95-4	
6020 MET ICPMS	Analytical Method: EPA 6020B Preparation Method: EPA 3005A Pace Analytical Services - Peachtree Corners, GA								
Antimony	ND	mg/L	0.0030	0.00054	1	02/17/24 05:35	02/20/24 16:17	7440-36-0	
Arsenic	**0.0010J**	mg/L	0.0050	0.00084	1	02/17/24 05:35	02/20/24 16:17	7440-38-2	
Barium	**0.13**	mg/L	0.0050	0.00047	1	02/17/24 05:35	02/20/24 16:17	7440-39-3	
Beryllium	ND	mg/L	0.00050	0.000094	1	02/17/24 05:35	02/20/24 16:17	7440-41-7	
Boron	**0.51**	mg/L	0.040	0.012	1	02/17/24 05:35	02/20/24 16:17	7440-42-8	
Cadmium	ND	mg/L	0.00050	0.00010	1	02/17/24 05:35	02/20/24 16:17	7440-43-9	
Chromium	ND	mg/L	0.0050	0.0019	1	02/17/24 05:35	02/20/24 16:17	7440-47-3	
Cobalt	ND	mg/L	0.0050	0.00032	1	02/17/24 05:35	02/20/24 16:17	7440-48-4	
Lead	ND	mg/L	0.0010	0.00016	1	02/17/24 05:35	02/20/24 16:17	7439-92-1	
Lithium	**0.092**	mg/L	0.030	0.0016	1	02/17/24 05:35	02/20/24 16:17	7439-93-2	
Molybdenum	**0.0021J**	mg/L	0.010	0.00062	1	02/17/24 05:35	02/20/24 16:17	7439-98-7	
Selenium	ND	mg/L	0.0050	0.00096	1	02/17/24 05:35	02/20/24 16:17	7782-49-2	
Thallium	ND	mg/L	0.0010	0.00038	1	02/17/24 05:35	02/20/24 16:17	7440-28-0	
7470 Mercury	Analytical Method: EPA 7470A Preparation Method: EPA 7470A Pace Analytical Services - Peachtree Corners, GA								
Mercury	ND	mg/L	0.00020	0.00013	1	02/22/24 11:30	02/22/24 14:45	7439-97-6	
2320B Alkalinity	Analytical Method: SM 2320B-2011 Pace Analytical Services - Asheville								
Alkalinity,Bicarbonate (CaCO3)	**286**	mg/L	5.0	5.0	1		02/19/24 18:47		
Alkalinity,Carbonate (CaCO3)	ND	mg/L	5.0	5.0	1		02/19/24 18:47		
Alkalinity, Total as CaCO3	**286**	mg/L	5.0	5.0	1		02/19/24 18:47		
2540C Total Dissolved Solids	Analytical Method: SM 2540C-2015 Pace Analytical Services - Asheville								
Total Dissolved Solids	**382**	mg/L	25.0	25.0	1		02/18/24 14:55		
4500S2D Sulfide Water	Analytical Method: SM 4500-S2D-2011 Pace Analytical Services - Asheville								
Sulfide	**0.24**	mg/L	0.10	0.022	1		02/17/24 01:55	18496-25-8	
300.0 IC Anions 28 Days	Analytical Method: EPA 300.0 Rev 2.1 1993 Pace Analytical Services - Asheville								
Chloride	**27.8**	mg/L	1.0	0.60	1		02/16/24 04:01	16887-00-6	

This report shall not be reproduced, except in full,
without the written consent of Pace Analytical Services, LLC.

Pace Analytical Services, LLC
9800 Kincey Ave. Suite 100
Huntersville, NC 28078
(704)875-9092

ANALYTICAL RESULTS

Project: Plant Hammond Pooled Upgradien
Pace Project No.: 92713556

Sample: HAM-UGRD-FD-01 **Lab ID: 92713556006** Collected: 02/13/24 00:00 Received: 02/14/24 14:50 Matrix: Water

Parameters	Results	Units	Report Limit	MDL	DF	Prepared	Analyzed	CAS No.	Qual
300.0 IC Anions 28 Days	Analytical Method: EPA 300.0 Rev 2.1 1993 Pace Analytical Services - Asheville								
Fluoride	**1.5**	mg/L	0.10	0.050	1		02/16/24 04:01	16984-48-8	
Sulfate	**2.6**	mg/L	1.0	0.50	1		02/16/24 04:01	14808-79-8	

This report shall not be reproduced, except in full,
without the written consent of Pace Analytical Services, LLC.

Pace Analytical Services, LLC
9800 Kincey Ave. Suite 100
Huntersville, NC 28078
(704)875-9092

ANALYTICAL RESULTS

Project: Plant Hammond Pooled Upgradien
Pace Project No.: 92713556

Sample: HAM-UGRD-EB-01 **Lab ID: 92713556007** Collected: 02/13/24 13:05 Received: 02/14/24 14:50 Matrix: Water

Parameters	Results	Units	Report Limit	MDL	DF	Prepared	Analyzed	CAS No.	Qual
6010D ATL ICP	Analytical Method: EPA 6010D Preparation Method: EPA 3010A Pace Analytical Services - Peachtree Corners, GA								
Calcium	ND	mg/L	1.0	0.12	1	02/16/24 19:24	02/26/24 01:51	7440-70-2	
6020 MET ICPMS	Analytical Method: EPA 6020B Preparation Method: EPA 3005A Pace Analytical Services - Peachtree Corners, GA								
Antimony	ND	mg/L	0.0030	0.00054	1	02/17/24 05:35	02/20/24 16:20	7440-36-0	
Arsenic	ND	mg/L	0.0050	0.00084	1	02/17/24 05:35	02/20/24 16:20	7440-38-2	
Barium	ND	mg/L	0.0050	0.00047	1	02/17/24 05:35	02/20/24 16:20	7440-39-3	
Beryllium	ND	mg/L	0.00050	0.000094	1	02/17/24 05:35	02/20/24 16:20	7440-41-7	
Boron	ND	mg/L	0.040	0.012	1	02/17/24 05:35	02/20/24 16:20	7440-42-8	
Cadmium	ND	mg/L	0.00050	0.00010	1	02/17/24 05:35	02/20/24 16:20	7440-43-9	
Chromium	ND	mg/L	0.0050	0.0019	1	02/17/24 05:35	02/20/24 16:20	7440-47-3	
Cobalt	ND	mg/L	0.0050	0.00032	1	02/17/24 05:35	02/20/24 16:20	7440-48-4	
Lead	ND	mg/L	0.0010	0.00016	1	02/17/24 05:35	02/20/24 16:20	7439-92-1	
Lithium	ND	mg/L	0.030	0.0016	1	02/17/24 05:35	02/20/24 16:20	7439-93-2	
Molybdenum	ND	mg/L	0.010	0.00062	1	02/17/24 05:35	02/20/24 16:20	7439-98-7	
Selenium	ND	mg/L	0.0050	0.00096	1	02/17/24 05:35	02/20/24 16:20	7782-49-2	
Thallium	ND	mg/L	0.0010	0.00038	1	02/17/24 05:35	02/20/24 16:20	7440-28-0	
7470 Mercury	Analytical Method: EPA 7470A Preparation Method: EPA 7470A Pace Analytical Services - Peachtree Corners, GA								
Mercury	ND	mg/L	0.00020	0.00013	1	02/22/24 11:30	02/22/24 14:48	7439-97-6	
2540C Total Dissolved Solids	Analytical Method: SM 2540C-2015 Pace Analytical Services - Asheville								
Total Dissolved Solids	ND	mg/L	25.0	25.0	1		02/18/24 14:55		
300.0 IC Anions 28 Days	Analytical Method: EPA 300.0 Rev 2.1 1993 Pace Analytical Services - Asheville								
Chloride	ND	mg/L	1.0	0.60	1		02/15/24 23:28	16887-00-6	
Fluoride	ND	mg/L	0.10	0.050	1		02/15/24 23:28	16984-48-8	
Sulfate	ND	mg/L	1.0	0.50	1		02/15/24 23:28	14808-79-8	

This report shall not be reproduced, except in full,
without the written consent of Pace Analytical Services, LLC.

Pace Analytical Services, LLC
9800 Kincey Ave. Suite 100
Huntersville, NC 28078
(704)875-9092

ANALYTICAL RESULTS

Project: Plant Hammond Pooled Upgradien
Pace Project No.: 92713556

Sample: HAM-UGRD-FB-01 **Lab ID: 92713556008** Collected: 02/13/24 13:10 Received: 02/14/24 14:50 Matrix: Water

Parameters	Results	Units	Report Limit	MDL	DF	Prepared	Analyzed	CAS No.	Qual
6010D ATL ICP	Analytical Method: EPA 6010D Preparation Method: EPA 3010A Pace Analytical Services - Peachtree Corners, GA								
Calcium	ND	mg/L	1.0	0.12	1	02/16/24 19:24	02/26/24 01:56	7440-70-2	
6020 MET ICPMS	Analytical Method: EPA 6020B Preparation Method: EPA 3005A Pace Analytical Services - Peachtree Corners, GA								
Antimony	ND	mg/L	0.0030	0.00054	1	02/17/24 05:35	02/20/24 16:24	7440-36-0	
Arsenic	ND	mg/L	0.0050	0.00084	1	02/17/24 05:35	02/20/24 16:24	7440-38-2	
Barium	ND	mg/L	0.0050	0.00047	1	02/17/24 05:35	02/20/24 16:24	7440-39-3	
Beryllium	ND	mg/L	0.00050	0.000094	1	02/17/24 05:35	02/20/24 16:24	7440-41-7	
Boron	ND	mg/L	0.040	0.012	1	02/17/24 05:35	02/20/24 16:24	7440-42-8	
Cadmium	ND	mg/L	0.00050	0.00010	1	02/17/24 05:35	02/20/24 16:24	7440-43-9	
Chromium	ND	mg/L	0.0050	0.0019	1	02/17/24 05:35	02/20/24 16:24	7440-47-3	
Cobalt	ND	mg/L	0.0050	0.00032	1	02/17/24 05:35	02/20/24 16:24	7440-48-4	
Lead	ND	mg/L	0.0010	0.00016	1	02/17/24 05:35	02/20/24 16:24	7439-92-1	
Lithium	ND	mg/L	0.030	0.0016	1	02/17/24 05:35	02/20/24 16:24	7439-93-2	
Molybdenum	ND	mg/L	0.010	0.00062	1	02/17/24 05:35	02/20/24 16:24	7439-98-7	
Selenium	ND	mg/L	0.0050	0.00096	1	02/17/24 05:35	02/20/24 16:24	7782-49-2	
Thallium	ND	mg/L	0.0010	0.00038	1	02/17/24 05:35	02/20/24 16:24	7440-28-0	
7470 Mercury	Analytical Method: EPA 7470A Preparation Method: EPA 7470A Pace Analytical Services - Peachtree Corners, GA								
Mercury	ND	mg/L	0.00020	0.00013	1	02/22/24 11:30	02/22/24 14:56	7439-97-6	
2540C Total Dissolved Solids	Analytical Method: SM 2540C-2015 Pace Analytical Services - Asheville								
Total Dissolved Solids	ND	mg/L	25.0	25.0	1		02/18/24 14:55		
300.0 IC Anions 28 Days	Analytical Method: EPA 300.0 Rev 2.1 1993 Pace Analytical Services - Asheville								
Chloride	ND	mg/L	1.0	0.60	1		02/15/24 23:43	16887-00-6	
Fluoride	ND	mg/L	0.10	0.050	1		02/15/24 23:43	16984-48-8	
Sulfate	ND	mg/L	1.0	0.50	1		02/15/24 23:43	14808-79-8	

This report shall not be reproduced, except in full,
without the written consent of Pace Analytical Services, LLC.

Pace Analytical Services, LLC
9800 Kincey Ave. Suite 100
Huntersville, NC 28078
(704)875-9092

QUALITY CONTROL DATA

Project: Plant Hammond Pooled Upgradien
Pace Project No.: 92713556

QC Batch: 833074
QC Batch Method: EPA 3010A
Analysis Method: EPA 6010D
Analysis Description: 6010D ATL
Laboratory: Pace Analytical Services - Peachtree Corners, GA
Associated Lab Samples: 92713556001, 92713556002, 92713556003, 92713556004, 92713556005, 92713556006, 92713556007, 92713556008

METHOD BLANK: 4305116
Matrix: Water
Associated Lab Samples: 92713556001, 92713556002, 92713556003, 92713556004, 92713556005, 92713556006, 92713556007, 92713556008

Parameter	Units	Blank Result	Reporting Limit	MDL	Analyzed	Qualifiers
Calcium	mg/L	ND	1.0	0.12	02/26/24 00:48	
Iron	mg/L	ND	0.040	0.025	02/26/24 00:48	
Magnesium	mg/L	ND	0.050	0.012	02/26/24 00:48	
Manganese	mg/L	ND	0.040	0.011	02/26/24 00:48	
Potassium	mg/L	ND	0.50	0.15	02/26/24 00:48	
Sodium	mg/L	ND	1.0	0.58	02/26/24 00:48	

LABORATORY CONTROL SAMPLE: 4305117

Parameter	Units	Spike Conc.	LCS Result	LCS % Rec	% Rec Limits	Qualifiers
Calcium	mg/L	1	0.97J	97	80-120	
Iron	mg/L	1	1.1	106	80-120	
Magnesium	mg/L	1	1.0	102	80-120	
Manganese	mg/L	1	1.0	103	80-120	
Potassium	mg/L	1	1.0	104	80-120	
Sodium	mg/L	1	1.0	105	80-120	

MATRIX SPIKE & MATRIX SPIKE DUPLICATE: 4305118 4305119

Parameter	Units	92713556001 Result	MS Spike Conc.	MSD Spike Conc.	MS Result	MSD Result	MS % Rec	MSD % Rec	% Rec Limits	RPD	Max RPD	Qual
Calcium	mg/L	116	1	1	111	111	-492	-467	75-125	0	20	M1
Iron	mg/L	0.034J	1	1	1.0	1.0	100	99	75-125	0	20	
Magnesium	mg/L	4.8	1	1	5.5	5.6	72	77	75-125	1	20	M1
Manganese	mg/L	0.12	1	1	1.1	1.1	100	99	75-125	0	20	
Potassium	mg/L	0.59	1	1	1.6	1.7	106	107	75-125	1	20	
Sodium	mg/L	21.2	1	1	21.2	21.2	-6	0	75-125	0	20	M1

Results presented on this page are in the units indicated by the "Units" column except where an alternate unit is presented to the right of the result.

This report shall not be reproduced, except in full,
without the written consent of Pace Analytical Services, LLC.

Pace Analytical Services, LLC
9800 Kincey Ave. Suite 100
Huntersville, NC 28078
(704)875-9092

QUALITY CONTROL DATA

Project: Plant Hammond Pooled Upgradien
Pace Project No.: 92713556

QC Batch: 833075
QC Batch Method: EPA 3005A
Analysis Method: EPA 6020B
Analysis Description: 6020 MET
Laboratory: Pace Analytical Services - Peachtree Corners, GA
Associated Lab Samples: 92713556001, 92713556002, 92713556003, 92713556004, 92713556005, 92713556006, 92713556007, 92713556008

METHOD BLANK: 4305133
Matrix: Water
Associated Lab Samples: 92713556001, 92713556002, 92713556003, 92713556004, 92713556005, 92713556006, 92713556007, 92713556008

Parameter	Units	Blank Result	Reporting Limit	MDL	Analyzed	Qualifiers
Antimony	mg/L	ND	0.0030	0.00054	02/20/24 15:31	
Arsenic	mg/L	ND	0.0050	0.00084	02/20/24 15:31	
Barium	mg/L	ND	0.0050	0.00047	02/20/24 15:31	
Beryllium	mg/L	ND	0.00050	0.000094	02/20/24 15:31	
Boron	mg/L	ND	0.040	0.012	02/20/24 15:31	
Cadmium	mg/L	ND	0.00050	0.00010	02/20/24 15:31	
Chromium	mg/L	ND	0.0050	0.0019	02/20/24 15:31	
Cobalt	mg/L	ND	0.0050	0.00032	02/20/24 15:31	
Lead	mg/L	ND	0.0010	0.00016	02/20/24 15:31	
Lithium	mg/L	ND	0.030	0.0016	02/20/24 15:31	
Molybdenum	mg/L	ND	0.010	0.00062	02/20/24 15:31	
Selenium	mg/L	ND	0.0050	0.00096	02/20/24 15:31	
Thallium	mg/L	ND	0.0010	0.00038	02/20/24 15:31	

LABORATORY CONTROL SAMPLE: 4305134

Parameter	Units	Spike Conc.	LCS Result	LCS % Rec	% Rec Limits	Qualifiers
Antimony	mg/L	0.1	0.10	105	80-120	
Arsenic	mg/L	0.1	0.10	102	80-120	
Barium	mg/L	0.1	0.098	98	80-120	
Beryllium	mg/L	0.1	0.10	100	80-120	
Boron	mg/L	1	0.98	98	80-120	
Cadmium	mg/L	0.1	0.10	102	80-120	
Chromium	mg/L	0.1	0.10	100	80-120	
Cobalt	mg/L	0.1	0.10	101	80-120	
Lead	mg/L	0.1	0.10	104	80-120	
Lithium	mg/L	0.1	0.10	101	80-120	
Molybdenum	mg/L	0.1	0.10	101	80-120	
Selenium	mg/L	0.1	0.10	100	80-120	
Thallium	mg/L	0.1	0.10	102	80-120	

MATRIX SPIKE & MATRIX SPIKE DUPLICATE: 4305135 4305136

Parameter	Units	92713556005 Result	MS Spike Conc.	MSD Spike Conc.	MS Result	MSD Result	MS % Rec	MSD % Rec	% Rec Limits	RPD	Max RPD	Qual
Antimony	mg/L	ND	0.1	0.1	0.11	0.11	105	105	75-125	0	20	

Results presented on this page are in the units indicated by the "Units" column except where an alternate unit is presented to the right of the result.

REPORT OF LABORATORY ANALYSIS

This report shall not be reproduced, except in full,
without the written consent of Pace Analytical Services, LLC.

Pace Analytical Services, LLC
9800 Kincey Ave. Suite 100
Huntersville, NC 28078
(704)875-9092

QUALITY CONTROL DATA

Project: Plant Hammond Pooled Upgradien
Pace Project No.: 92713556

MATRIX SPIKE & MATRIX SPIKE DUPLICATE: 4305135 4305136

Parameter	Units	92713556005 Result	MS Spike Conc.	MSD Spike Conc.	MS Result	MSD Result	MS % Rec	MSD % Rec	% Rec Limits	RPD	Max RPD	Qual
Arsenic	mg/L	0.0014J	0.1	0.1	0.10	0.10	101	100	75-125	1	20	
Barium	mg/L	0.12	0.1	0.1	0.21	0.22	94	94	75-125	0	20	
Beryllium	mg/L	ND	0.1	0.1	0.095	0.095	95	95	75-125	0	20	
Boron	mg/L	0.49	1	1	1.5	1.5	98	99	75-125	0	20	
Cadmium	mg/L	ND	0.1	0.1	0.10	0.10	100	101	75-125	0	20	
Chromium	mg/L	ND	0.1	0.1	0.10	0.10	101	100	75-125	0	20	
Cobalt	mg/L	ND	0.1	0.1	0.10	0.098	101	98	75-125	3	20	
Lead	mg/L	ND	0.1	0.1	0.097	0.098	97	98	75-125	1	20	
Lithium	mg/L	0.088	0.1	0.1	0.18	0.19	95	97	75-125	1	20	
Molybdenum	mg/L	0.0018J	0.1	0.1	0.10	0.10	102	102	75-125	1	20	
Selenium	mg/L	ND	0.1	0.1	0.098	0.099	98	99	75-125	0	20	
Thallium	mg/L	ND	0.1	0.1	0.096	0.097	96	97	75-125	1	20	

Results presented on this page are in the units indicated by the "Units" column except where an alternate unit is presented to the right of the result.

This report shall not be reproduced, except in full,
without the written consent of Pace Analytical Services, LLC.

Pace Analytical Services, LLC
9800 Kincey Ave. Suite 100
Huntersville, NC 28078
(704)875-9092

QUALITY CONTROL DATA

Project: Plant Hammond Pooled Upgradien
Pace Project No.: 92713556

QC Batch: 834203
QC Batch Method: EPA 7470A
Analysis Method: EPA 7470A
Analysis Description: 7470 Mercury
Laboratory: Pace Analytical Services - Peachtree Corners, GA
Associated Lab Samples: 92713556001, 92713556002, 92713556003, 92713556004, 92713556005, 92713556006, 92713556007, 92713556008

METHOD BLANK: 4310145
Matrix: Water
Associated Lab Samples: 92713556001, 92713556002, 92713556003, 92713556004, 92713556005, 92713556006, 92713556007, 92713556008

Parameter	Units	Blank Result	Reporting Limit	MDL	Analyzed	Qualifiers
Mercury	mg/L	ND	0.00020	0.00013	02/22/24 14:11	

LABORATORY CONTROL SAMPLE: 4310146

Parameter	Units	Spike Conc.	LCS Result	LCS % Rec	% Rec Limits	Qualifiers
Mercury	mg/L	0.0025	0.0024	95	80-120	

MATRIX SPIKE & MATRIX SPIKE DUPLICATE: 4310147 4310148

Parameter	Units	92713556002 Result	MS Spike Conc.	MSD Spike Conc.	MS Result	MSD Result	MS % Rec	MSD % Rec	% Rec Limits	RPD	Max RPD	Qual
Mercury	mg/L	ND	0.0025	0.0025	0.0024	0.0024	95	95	75-125	0	20	

Results presented on this page are in the units indicated by the "Units" column except where an alternate unit is presented to the right of the result.

This report shall not be reproduced, except in full,
without the written consent of Pace Analytical Services, LLC.

Pace Analytical Services, LLC
9800 Kincey Ave. Suite 100
Huntersville, NC 28078
(704)875-9092

QUALITY CONTROL DATA

Project: Plant Hammond Pooled Upgradien
Pace Project No.: 92713556

QC Batch: 833295
QC Batch Method: SM 2320B-2011
Analysis Method: SM 2320B-2011
Analysis Description: 2320B Alkalinity
Laboratory: Pace Analytical Services - Asheville
Associated Lab Samples: 92713556001, 92713556002, 92713556003, 92713556004, 92713556005, 92713556006

METHOD BLANK: 4305949
Matrix: Water
Associated Lab Samples: 92713556001, 92713556002, 92713556003, 92713556004, 92713556005, 92713556006

Parameter	Units	Blank Result	Reporting Limit	MDL	Analyzed	Qualifiers
Alkalinity, Total as CaCO3	mg/L	ND	5.0	5.0	02/19/24 15:03	
Alkalinity,Bicarbonate (CaCO3)	mg/L	ND	5.0	5.0	02/19/24 15:03	
Alkalinity,Carbonate (CaCO3)	mg/L	ND	5.0	5.0	02/19/24 15:03	

LABORATORY CONTROL SAMPLE: 4305950

Parameter	Units	Spike Conc.	LCS Result	LCS % Rec	% Rec Limits	Qualifiers
Alkalinity, Total as CaCO3	mg/L	50	50.6	101	80-120	

LABORATORY CONTROL SAMPLE: 4305951

Parameter	Units	Spike Conc.	LCS Result	LCS % Rec	% Rec Limits	Qualifiers
Alkalinity, Total as CaCO3	mg/L	50	52.1	104	80-120	

MATRIX SPIKE & MATRIX SPIKE DUPLICATE: 4305952 4305953

Parameter	Units	92713311035 Result	MS Spike Conc.	MSD Spike Conc.	MS Result	MSD Result	MS % Rec	MSD % Rec	% Rec Limits	RPD	Max RPD	Qual
Alkalinity, Total as CaCO3	mg/L	ND	50	50	51.1	51.1	101	101	80-120	0	25	

MATRIX SPIKE & MATRIX SPIKE DUPLICATE: 4305954 4305955

Parameter	Units	92713311036 Result	MS Spike Conc.	MSD Spike Conc.	MS Result	MSD Result	MS % Rec	MSD % Rec	% Rec Limits	RPD	Max RPD	Qual
Alkalinity, Total as CaCO3	mg/L	ND	50	50	51.9	50.2	103	99	80-120	3	25	

Results presented on this page are in the units indicated by the "Units" column except where an alternate unit is presented to the right of the result.

REPORT OF LABORATORY ANALYSIS

This report shall not be reproduced, except in full,
without the written consent of Pace Analytical Services, LLC.

Pace Analytical Services, LLC
9800 Kincey Ave. Suite 100
Huntersville, NC 28078
(704)875-9092

QUALITY CONTROL DATA

Project: Plant Hammond Pooled Upgradien
Pace Project No.: 92713556

QC Batch: 833242
QC Batch Method: SM 2540C-2015
Analysis Method: SM 2540C-2015
Analysis Description: 2540C Total Dissolved Solids
Laboratory: Pace Analytical Services - Asheville
Associated Lab Samples: 92713556001, 92713556002, 92713556003, 92713556004, 92713556005, 92713556006, 92713556007, 92713556008

METHOD BLANK: 4305777
Matrix: Water
Associated Lab Samples: 92713556001, 92713556002, 92713556003, 92713556004, 92713556005, 92713556006, 92713556007, 92713556008

Parameter	Units	Blank Result	Reporting Limit	MDL	Analyzed	Qualifiers
Total Dissolved Solids	mg/L	ND	25.0	25.0	02/18/24 14:53	

LABORATORY CONTROL SAMPLE: 4305778

Parameter	Units	Spike Conc.	LCS Result	LCS % Rec	% Rec Limits	Qualifiers
Total Dissolved Solids	mg/L	250	268	107	90-110	

SAMPLE DUPLICATE: 4305779

Parameter	Units	92713311026 Result	Dup Result	RPD	Max RPD	Qualifiers
Total Dissolved Solids	mg/L	531	523	2	25	

SAMPLE DUPLICATE: 4305780

Parameter	Units	92713556001 Result	Dup Result	RPD	Max RPD	Qualifiers
Total Dissolved Solids	mg/L	402	402	0	25	

Results presented on this page are in the units indicated by the "Units" column except where an alternate unit is presented to the right of the result.

This report shall not be reproduced, except in full,
without the written consent of Pace Analytical Services, LLC.

Pace Analytical Services, LLC
9800 Kincey Ave. Suite 100
Huntersville, NC 28078
(704)875-9092

QUALITY CONTROL DATA

Project: Plant Hammond Pooled Upgradien
Pace Project No.: 92713556

QC Batch: 833117
QC Batch Method: SM 4500-S2D-2011
Analysis Method: SM 4500-S2D-2011
Analysis Description: 4500S2D Sulfide Water
Laboratory: Pace Analytical Services - Asheville
Associated Lab Samples: 92713556001, 92713556002, 92713556003, 92713556004, 92713556005, 92713556006

METHOD BLANK: 4305491
Matrix: Water
Associated Lab Samples: 92713556001, 92713556002, 92713556003, 92713556004, 92713556005, 92713556006

Parameter	Units	Blank Result	Reporting Limit	MDL	Analyzed	Qualifiers
Sulfide	mg/L	ND	0.10	0.022	02/17/24 01:52	

LABORATORY CONTROL SAMPLE: 4305492

Parameter	Units	Spike Conc.	LCS Result	LCS % Rec	% Rec Limits	Qualifiers
Sulfide	mg/L	0.5	0.52	104	80-120	

MATRIX SPIKE & MATRIX SPIKE DUPLICATE: 4305493 4305494

Parameter	Units	92713556001 Result	MS Spike Conc.	MSD Spike Conc.	MS Result	MSD Result	MS % Rec	MSD % Rec	% Rec Limits	RPD	Max RPD	Qual
Sulfide	mg/L	ND	0.5	0.5	0.47	0.55	94	111	80-120	16	10	R1

MATRIX SPIKE & MATRIX SPIKE DUPLICATE: 4305519 4305520

Parameter	Units	92713565004 Result	MS Spike Conc.	MSD Spike Conc.	MS Result	MSD Result	MS % Rec	MSD % Rec	% Rec Limits	RPD	Max RPD	Qual
Sulfide	mg/L	ND	0.5	0.5	0.49	0.54	98	107	80-120	9	10	

Results presented on this page are in the units indicated by the "Units" column except where an alternate unit is presented to the right of the result.

This report shall not be reproduced, except in full,
without the written consent of Pace Analytical Services, LLC.

Pace Analytical Services, LLC
9800 Kincey Ave. Suite 100
Huntersville, NC 28078
(704)875-9092

QUALITY CONTROL DATA

Project: Plant Hammond Pooled Upgradien
Pace Project No.: 92713556

QC Batch: 832724
QC Batch Method: EPA 300.0 Rev 2.1 1993
Analysis Method: EPA 300.0 Rev 2.1 1993
Analysis Description: 300.0 IC Anions
Laboratory: Pace Analytical Services - Asheville
Associated Lab Samples: 92713556001, 92713556002, 92713556003, 92713556004, 92713556005, 92713556006, 92713556007, 92713556008

METHOD BLANK: 4303397 Matrix: Water
Associated Lab Samples: 92713556001, 92713556002, 92713556003, 92713556004, 92713556005, 92713556006, 92713556007, 92713556008

Parameter	Units	Blank Result	Reporting Limit	MDL	Analyzed	Qualifiers
Chloride	mg/L	ND	1.0	0.60	02/15/24 22:02	
Fluoride	mg/L	ND	0.10	0.050	02/15/24 22:02	
Sulfate	mg/L	ND	1.0	0.50	02/15/24 22:02	

LABORATORY CONTROL SAMPLE: 4303398

Parameter	Units	Spike Conc.	LCS Result	LCS % Rec	% Rec Limits	Qualifiers
Chloride	mg/L	50	49.8	100	90-110	
Fluoride	mg/L	2.5	2.6	103	90-110	
Sulfate	mg/L	50	50.4	101	90-110	

MATRIX SPIKE & MATRIX SPIKE DUPLICATE: 4303399 4303400

Parameter	Units	92713556001 Result	MS Spike Conc.	MSD Spike Conc.	MS Result	MSD Result	MS % Rec	MSD % Rec	% Rec Limits	RPD	Max RPD	Qual
Chloride	mg/L	10.0	50	50	59.2	60.8	98	102	90-110	3	10	
Fluoride	mg/L	0.071J	2.5	2.5	2.9	3.0	114	118	90-110	3	10	M1
Sulfate	mg/L	50.4	50	50	92.0	94.1	83	87	90-110	2	10	M1

MATRIX SPIKE & MATRIX SPIKE DUPLICATE: 4303401 4303402

Parameter	Units	92713565002 Result	MS Spike Conc.	MSD Spike Conc.	MS Result	MSD Result	MS % Rec	MSD % Rec	% Rec Limits	RPD	Max RPD	Qual
Chloride	mg/L	1.8	50	50	51.5	53.2	99	103	90-110	3	10	
Fluoride	mg/L	0.059J	2.5	2.5	2.8	2.9	111	115	90-110	4	10	M1
Sulfate	mg/L	21.8	50	50	72.4	74.0	101	104	90-110	2	10	

Results presented on this page are in the units indicated by the "Units" column except where an alternate unit is presented to the right of the result.

REPORT OF LABORATORY ANALYSIS

This report shall not be reproduced, except in full,
without the written consent of Pace Analytical Services, LLC.

Pace Analytical Services, LLC
9800 Kincey Ave. Suite 100
Huntersville, NC 28078
(704)875-9092

QUALIFIERS

Project: Plant Hammond Pooled Upgradien
Pace Project No.: 92713556

DEFINITIONS

DF - Dilution Factor, if reported, represents the factor applied to the reported data due to dilution of the sample aliquot.

ND - Not Detected at or above adjusted reporting limit.

TNTC - Too Numerous To Count

J - Estimated concentration above the adjusted method detection limit and below the adjusted reporting limit.

MDL - Adjusted Method Detection Limit.

PQL - Practical Quantitation Limit.

RL - Reporting Limit - The lowest concentration value that meets project requirements for quantitative data with known precision and bias for a specific analyte in a specific matrix.

S - Surrogate

1,2-Diphenylhydrazine decomposes to and cannot be separated from Azobenzene using Method 8270. The result for each analyte is a combined concentration.

Consistent with EPA guidelines, unrounded data are displayed and have been used to calculate % recovery and RPD values.

LCS(D) - Laboratory Control Sample (Duplicate)

MS(D) - Matrix Spike (Duplicate)

DUP - Sample Duplicate

RPD - Relative Percent Difference

NC - Not Calculable.

SG - Silica Gel - Clean-Up

U - Indicates the compound was analyzed for, but not detected.

Acid preservation may not be appropriate for 2 Chloroethylvinyl ether.

A separate vial preserved to a pH of 4-5 is recommended in SW846 Chapter 4 for the analysis of Acrolein and Acrylonitrile by EPA Method 8260.

N-Nitrosodiphenylamine decomposes and cannot be separated from Diphenylamine using Method 8270. The result reported for each analyte is a combined concentration.

Reported results are not rounded until the final step prior to reporting. Therefore, calculated parameters that are typically reported as "Total" may vary slightly from the sum of the reported component parameters.

Pace Analytical is TNI accredited. Contact your Pace PM for the current list of accredited analytes.

TNI - The NELAC Institute.

ANALYTE QUALIFIERS

M1	Matrix spike recovery exceeded QC limits. Batch accepted based on laboratory control sample (LCS) recovery.
R1	RPD value was outside control limits.

This report shall not be reproduced, except in full,
without the written consent of Pace Analytical Services, LLC.

Pace Analytical Services, LLC
9800 Kincey Ave. Suite 100
Huntersville, NC 28078
(704)875-9092

QUALITY CONTROL DATA CROSS REFERENCE TABLE

Project: Plant Hammond Pooled Upgradien
Pace Project No.: 92713556

Lab ID	Sample ID	QC Batch Method	QC Batch	Analytical Method	Analytical Batch
92713556001	**HAM-HGWA-1**	EPA 3010A	833074	EPA 6010D	833112
92713556002	**HAM-HGWA-2**	EPA 3010A	833074	EPA 6010D	833112
92713556003	**HAM-HGWA-3**	EPA 3010A	833074	EPA 6010D	833112
92713556004	**HAM-HGWA-43D**	EPA 3010A	833074	EPA 6010D	833112
92713556005	**HAM-HGWA-44D**	EPA 3010A	833074	EPA 6010D	833112
92713556006	**HAM-UGRD-FD-01**	EPA 3010A	833074	EPA 6010D	833112
92713556007	**HAM-UGRD-EB-01**	EPA 3010A	833074	EPA 6010D	833112
92713556008	**HAM-UGRD-FB-01**	EPA 3010A	833074	EPA 6010D	833112
92713556001	**HAM-HGWA-1**	EPA 3005A	833075	EPA 6020B	833154
92713556002	**HAM-HGWA-2**	EPA 3005A	833075	EPA 6020B	833154
92713556003	**HAM-HGWA-3**	EPA 3005A	833075	EPA 6020B	833154
92713556004	**HAM-HGWA-43D**	EPA 3005A	833075	EPA 6020B	833154
92713556005	**HAM-HGWA-44D**	EPA 3005A	833075	EPA 6020B	833154
92713556006	**HAM-UGRD-FD-01**	EPA 3005A	833075	EPA 6020B	833154
92713556007	**HAM-UGRD-EB-01**	EPA 3005A	833075	EPA 6020B	833154
92713556008	**HAM-UGRD-FB-01**	EPA 3005A	833075	EPA 6020B	833154
92713556001	**HAM-HGWA-1**	EPA 7470A	834203	EPA 7470A	834267
92713556002	**HAM-HGWA-2**	EPA 7470A	834203	EPA 7470A	834267
92713556003	**HAM-HGWA-3**	EPA 7470A	834203	EPA 7470A	834267
92713556004	**HAM-HGWA-43D**	EPA 7470A	834203	EPA 7470A	834267
92713556005	**HAM-HGWA-44D**	EPA 7470A	834203	EPA 7470A	834267
92713556006	**HAM-UGRD-FD-01**	EPA 7470A	834203	EPA 7470A	834267
92713556007	**HAM-UGRD-EB-01**	EPA 7470A	834203	EPA 7470A	834267
92713556008	**HAM-UGRD-FB-01**	EPA 7470A	834203	EPA 7470A	834267
92713556001	**HAM-HGWA-1**	SM 2320B-2011	833295		
92713556002	**HAM-HGWA-2**	SM 2320B-2011	833295		
92713556003	**HAM-HGWA-3**	SM 2320B-2011	833295		
92713556004	**HAM-HGWA-43D**	SM 2320B-2011	833295		
92713556005	**HAM-HGWA-44D**	SM 2320B-2011	833295		
92713556006	**HAM-UGRD-FD-01**	SM 2320B-2011	833295		
92713556001	**HAM-HGWA-1**	SM 2540C-2015	833242		
92713556002	**HAM-HGWA-2**	SM 2540C-2015	833242		
92713556003	**HAM-HGWA-3**	SM 2540C-2015	833242		
92713556004	**HAM-HGWA-43D**	SM 2540C-2015	833242		
92713556005	**HAM-HGWA-44D**	SM 2540C-2015	833242		
92713556006	**HAM-UGRD-FD-01**	SM 2540C-2015	833242		
92713556007	**HAM-UGRD-EB-01**	SM 2540C-2015	833242		
92713556008	**HAM-UGRD-FB-01**	SM 2540C-2015	833242		
92713556001	**HAM-HGWA-1**	SM 4500-S2D-2011	833117		
92713556002	**HAM-HGWA-2**	SM 4500-S2D-2011	833117		
92713556003	**HAM-HGWA-3**	SM 4500-S2D-2011	833117		
92713556004	**HAM-HGWA-43D**	SM 4500-S2D-2011	833117		
92713556005	**HAM-HGWA-44D**	SM 4500-S2D-2011	833117		
92713556006	**HAM-UGRD-FD-01**	SM 4500-S2D-2011	833117		
92713556001	**HAM-HGWA-1**	EPA 300.0 Rev 2.1 1993	832724		
92713556002	**HAM-HGWA-2**	EPA 300.0 Rev 2.1 1993	832724		

This report shall not be reproduced, except in full,
without the written consent of Pace Analytical Services, LLC.

Pace Analytical Services, LLC
9800 Kincey Ave. Suite 100
Huntersville, NC 28078
(704)875-9092

QUALITY CONTROL DATA CROSS REFERENCE TABLE

Project: Plant Hammond Pooled Upgradien
Pace Project No.: 92713556

Lab ID	Sample ID	QC Batch Method	QC Batch	Analytical Method	Analytical Batch
92713556003	**HAM-HGWA-3**	EPA 300.0 Rev 2.1 1993	832724		
92713556004	**HAM-HGWA-43D**	EPA 300.0 Rev 2.1 1993	832724		
92713556005	**HAM-HGWA-44D**	EPA 300.0 Rev 2.1 1993	832724		
92713556006	**HAM-UGRD-FD-01**	EPA 300.0 Rev 2.1 1993	832724		
92713556007	**HAM-UGRD-EB-01**	EPA 300.0 Rev 2.1 1993	832724		
92713556008	**HAM-UGRD-FB-01**	EPA 300.0 Rev 2.1 1993	832724		

This report shall not be reproduced, except in full,
without the written consent of Pace Analytical Services, LLC.

Pace	DC#_Title: ENV-FRM-HUN1-0083 v03_Sample Condition Upon Receipt
	Effective Date: 12/01/2023

atory receiving samples:
eville ☐ **Eden** ☐ **Greenwood** ☐ **Huntersville** ☐ **Raleigh** ☐ **Mechanicsville** ☐ **Atlanta** ☑ **Kernersville** ☐

mple Condition pon Receipt **Client Name:** Ga Power **Project #:** **WO# : 92713556**

92713556

er: ☐Fed Ex ☐UPS ☐USPS ☐Client
ommercial ☑Pace ☐Other:____

dy Seal Present? ☑Yes ☐No **Seals Intact?** ☑Yes ☐No ☐N/A

Date/Initials Person Examining Contents: 7/14/24

ng Material: ☑Bubble Wrap ☐Bubble Bags ☐None ☐ Other

Biological Tissue Frozen? ☐Yes ☐No ☑N/A

nometer: ☑IR Gun ID: 730 **Type of Ice:** ☑Wet ☐Blue ☐None

er Temp: 33 **Correction Factor:** Add/Subtract (°C) +0.1

Temp should be above freezing to 6°C
☐Samples out of temp criteria. Samples on ice, cooling proce has begun

er Temp Corrected (°C): 3.4

A Regulated Soil (☐ N/A, water sample)
id samples originate in a quarantine zone within the United States: CA, NY, or SC
:heck maps)? ☐Yes ☐No

Did samples originate from a foreign source (internationally, including Hawaii and Puerto Rico)? ☐Yes ☐No

				Comments/Discrepancy:
Chain of Custody Present?	☑Yes	☐No	☐N/A	1.
Samples Arrived within Hold Time?	☑Yes	☐No	☐N/A	2.
Short Hold Time Analysis (<72 hr.)?	☐Yes	☑No	☐N/A	3.
Rush Turn Around Time Requested?	☐Yes	☑No	☐N/A	4.
Sufficient Volume?	☑Yes	☐No	☐N/A	5.
Correct Containers Used?	☑Yes	☐No	☐N/A	6.
-Pace Containers Used?	☑Yes	☐No	☐N/A	
Containers Intact?	☑Yes	☐No	☐N/A	7.
Dissolved analysis: Samples Field Filtered?	☐Yes	☐No	☑N/A	8.
Sample Labels Match COC?	☑Yes	☐No	☐N/A	9.
-Includes Date/Time/ID/Analysis Matrix: Ind				
Headspace in VOA Vials (>5-6mm)?	☐Yes	☐No	☑N/A	10.
Trip Blank Present?	☐Yes	☐No	☑N/A	11.
Trip Blank Custody Seals Present?	☐Yes	☐No	☐N/A	

MENTS/SAMPLE DISCREPANCY **Field Data Required?** ☐Yes ☐No

Lot ID of split containers:

T NOTIFICATION/RESOLUTION

son contacted: _____ Date/Time: _____

Project Manager SCURF Review: _____ **Date:** _____

Project Manager SRF Review: _____ **Date:** _____

eck mark top half of box if pH and/or dechlorination is verified and
:hin the acceptance range for preservation samples.
ptions: VOA, Coliform, TOC, Oil and Grease, DRO/8015 (water) DOC, LLHg

ottom half of box is to list number of bottles
Check all unpreserved Nitrates for chlorine

Project #

WO# : 92713556

PM: BV Due Date: 02/29/24
CLIENT: 92- GP-HAM

BP4U-125 mL Plastic Unpreserved (N/A) (Cl-)	BP3U-250 mL Plastic Unpreserved (N/A)	BP2U-500 mL Plastic Unpreserved (N/A)	BP1U-1 liter Plastic Unpreserved (N/A)	BP4S-125 mL Plastic H2SO4 (pH < 2) (Cl-)	BP3N-250 mL plastic HNO3 (pH < 2)	BP4Z-125 mL Plastic ZN Acetate & NaOH (>9)	BP4B-125 mL Plastic NaOH (pH > 12) (Cl-)	WGFU-Wide-mouthed Glass jar Unpreserved	AG1U-1 liter Amber Unpreserved (N/A) (Cl-)	AG1H-1 liter Amber HCl (pH < 2)	AG3U-250 mL Amber Unpreserved (N/A) (Cl-)	AG1S-1 liter Amber H2SO4 (pH < 2)	AG3S-250 mL Amber H2SO4 (pH < 2)	DG94-40 mL Amber NH4Cl (N/A)(Cl-)	DG9H-40 mL VOA HCl (N/A)	VG9T-40 mL VOA Na2S2O3 (N/A)	VG9U-40 mL VOA Unpreserved (N/A)	DG9V-40 mL VOA H3PO4 (N/A)	KP7U-50 mL Plastic Unpreserved (N/A)	V/GK (3 vials per kit)-VPH/Gas kit (N/A)	SP5T-125 mL Sterile Plastic (N/A – lab)	SP2T-250 mL Sterile Plastic (N/A – lab)	BPIN	BP3R-250 mL Plastic (NH2)2SO4 (9.3-9.7)	AG0U-100 mL Amber Unpreserved (N/A) (Cl-)	VSGU-20 mL Scintillation vials (N/A)	DG9U-40 mL Amber Unpreserved vials (N/A)
	2	1			1	1																		X			
	2	1			1	1																		X			
	2	1			1	1																		X			
	2	1			1	1																		X			
	2	1			1	1																		X			
	2	1			1	1																		X			
	1	1			1																			X			
	1	1			1																			2			

pH Adjustment Log for Preserved Samples

ample ID	Type of Preservative	pH upon receipt	Date preservation adjusted	Time preservation adjusted	Amount of Preservative added	Lot #

:e: Whenever there is a discrepancy affecting North Carolina compliance samples, a copy of this form will be sent to the North Carolina DENR Certification Office (i.e. : of hold, incorrect preservative, out of temp, incorrect containers.

Pace Analytical
www.pacelabs.com

The Chain-of-Custody is a LEGAL DOCUMENT. All relevant fields must be completed accurately.

Page: 1 of 1

Section A Required Client Information:

Company:	GA Power
Address:	Atlanta, GA
Email To:	SCS Contacts
Phone:	Fax:
Requested Due Date/TAT:	10 Day

Section B Required Project Information:

Report To:	SCS Contacts
Copy To:	Geosyntec Contacts
Purchase Order No.:	
Project Name:	Plant Hammond Pooled Upgradient
Project Number:	

Section C Invoice Information:

Attention:	Southern Co.
Company Name:	
Address:	
Pace Quote Reference:	
Pace Project Manager:	Bonnie Vang
Pace Profile #:	10839

REGULATORY AGENCY

☐ NPDES ☐ GROUND WATER ☐ DRINKING WATER
☐ UST ☐ RCRA ☑ OTHER CCR

Site Location STATE: GA

Section D Required Client Information

Valid Matrix Codes

MATRIX	CODE
DRINKING WATER	DW
WATER	WT
WASTE WATER	WW
PRODUCT	P
SOIL/SOLID	SL
OIL	OL
WIPE	WP
AIR	AR
OTHER	OT
TISSUE	TS

SAMPLE ID (A-Z, 0-9 / ,-) Sample IDs MUST BE UNIQUE

Requested Analysis Filtered (Y/N)

ITEM #	SAMPLE ID	MATRIX CODE (see valid codes to left)	SAMPLE TYPE (G=GRAB C=COMP)	COLLECTED COMPOSITE DATE	COLLECTED COMPOSITE TIME	COLLECTED COMPOSITE DATE	COLLECTED COMPOSITE TIME	SAMPLE TEMP AT COLLECTION	# OF CONTAINERS	Preservatives: Unpreserved	H_2SO_4	HNO_3	HCl	NaOH	$Na_2S_2O_3$	Methanol	Other	Analysis Test (Y/N)	Chloride, Fluoride, Sulfate (N)	Full App. III and IV metals (N)	RAD 226/228 (N)	TDS (N)	Major Ions (Profile 10839-2)	Residual Chlorine (Y/N)	Pace Project No./ Lab I.D. 92713556
1	HAM-HGWA-1	WG	G	2/13/24	1838			15	7	3		3					1		X	X	X	X	X	N	001
2	HAM-HGWA-2	WG	G	2/13/24	1530		TK 2/13/24	17	7	3		3					1		X	X	X	X	X	N	002
3	HAM-HGWA-3	WG	G	2/13/24	1358			17	7	3		3					1		X	X	X	X	X	N	003
4	HAM-HGWA-43D	WG	G	02/13/24	1109			18	7	3		3					1		X	X	X	X	X	N	004
5	HAM-HGWA-44D	WG	G	2/13/24	1151			16	7	3		3					1		X	X	X	X	X	N	005
6	HAM-UGRD-FD-01	WG	G	2/13/24	0000			16	7	3		3					1		X	X	X	X	X	N	006
7	HAM-UGRD-EB-01	WG	G	2/13/24	1305			16	5			3							X	X	X	X	X	N	007
8	HAM-UGRD-FB-01	WG	G	2/13/24	1310			16	5			3							X	X	X	X	X	N	008
9						TK 2/13/24																			Last Sample
10																									
11																									
12																									

ADDITIONAL COMMENTS	RELINQUISHED BY / AFFILIATION	DATE	TIME	ACCEPTED BY / AFFILIATION	DATE	TIME	SAMPLE CONDITIONS
Task Code: HAM-CCR-ASSMT-2024S1	Anthony Grant / Geosyntec	2-14-2024	1230	Ryan Williams / Pace	2/14/2024	1230	
	Ryan Williams / Pace	2/14/2024	1450	[illegible]	2/14	1450	

SAMPLER NAME AND SIGNATURE

PRINT Name of SAMPLER: [illegible] / Geosyntec Consultants, Inc

SIGNATURE of SAMPLER: [illegible] DATE Signed (MM/DD/YY):

Temp in °C | Received on Ice (Y/N) | Custody Sealed Cooler (Y/N) | Samples Intact (Y/N)

Pace Analytical Services, LLC
9800 Kincey Ave. Suite 100
Huntersville, NC 28078
(704)875-9092

March 07, 2024

Kristen Jurinko
Southern Company
241 Ralph McGill Blvd NE
Bin 10160
Atlanta, GA 30308

RE: Project: Plant Hammond Pooled Upgra-RAD
Pace Project No.: 92713558

Dear Kristen Jurinko:

Enclosed are the analytical results for sample(s) received by the laboratory on February 14, 2024. The results relate only to the samples included in this report. Results reported herein conform to the applicable TNI/NELAC Standards and the laboratory's Quality Manual, where applicable, unless otherwise noted in the body of the report.

The test results provided in this final report were generated by each of the following laboratories within the Pace Network:

- Pace Analytical Services - Greensburg

If you have any questions concerning this report, please feel free to contact me.

Sincerely,

Bonnie Vang

Bonnie Vang
bonnie.vang@pacelabs.com
704-977-0968
Project Manager

Enclosures

cc: Kip Gray, Geosyntec
Christine Hug, Geosyntec Consultants, Inc.
Thomas Kessler, Geosyntec Consultants
Whitney Law, Geosyntec Consultants
Laura Midkiff, Southern Company
Caroline Nelson, Geosyntec Consultants, Inc
Anthony Szwast, Geosyntec Consultants

REPORT OF LABORATORY ANALYSIS

This report shall not be reproduced, except in full,
without the written consent of Pace Analytical Services, LLC.

Pace Analytical Services, LLC
9800 Kincey Ave. Suite 100
Huntersville, NC 28078
(704)875-9092

CERTIFICATIONS

Project: Plant Hammond Pooled Upgra-RAD
Pace Project No.: 92713558

Pace Analytical Services Pennsylvania
1638 Roseytown Rd Suites 2,3&4, Greensburg, PA 15601
ANAB DOD-ELAP Rad Accreditation #: L2417
ANABISO/IEC 17025:2017 Rad Cert#: L24170
Alabama Certification #: 41590
Arizona Certification #: AZ0734
Arkansas Certification
California Certification #: 2950
Colorado Certification #: PA01547
Connecticut Certification #: PH-0694
EPA Region 4 DW Rad
Florida/TNI Certification #: E87683
Georgia Certification #: C040
Guam Certification
Hawaii Certification
Idaho Certification
Illinois Certification
Indiana Certification
Iowa Certification #: 391
Kansas Certification #: E-10358
Kentucky Certification #: KY90133
KY WW Permit #: KY0098221
KY WW Permit #: KY0000221
Louisiana DHH/TNI Certification #: LA010
Louisiana DEQ/TNI Certification #: 04086
Maine Certification #: 2023021
Maryland Certification #: 308
Massachusetts Certification #: M-PA1457
Michigan/PADEP Certification #: 9991
Missouri Certification #: 235
Montana Certification #: Cert0082
Nebraska Certification #: NE-OS-29-14
Nevada Certification #: PA014572023-03
New Hampshire/TNI Certification #: 297622
New Jersey/TNI Certification #: PA051
New Mexico Certification #: PA01457
New York/TNI Certification #: 10888
North Carolina Certification #: 42706
North Dakota Certification #: R-190
Ohio EPA Rad Approval: #41249
Oregon/TNI Certification #: PA200002-015
Pennsylvania/TNI Certification #: 65-00282
Puerto Rico Certification #: PA01457
Rhode Island Certification #: 65-00282
South Dakota Certification
Tennessee Certification #: TN02867
Texas/TNI Certification #: T104704188-22-18
Utah/TNI Certification #: PA014572223-14
USDA Soil Permit #: 525-23-67-77263
Vermont Dept. of Health: ID# VT-0282
Virgin Island/PADEP Certification
Virginia/VELAP Certification #: 460198
Washington Certification #: C868
West Virginia DEP Certification #: 143
West Virginia DHHR Certification #: 9964C
Wisconsin Approve List for Rad

This report shall not be reproduced, except in full,
without the written consent of Pace Analytical Services, LLC.

Pace Analytical Services, LLC
9800 Kincey Ave. Suite 100
Huntersville, NC 28078
(704)875-9092

SAMPLE SUMMARY

Project: Plant Hammond Pooled Upgra-RAD
Pace Project No.: 92713558

Lab ID	Sample ID	Matrix	Date Collected	Date Received
92713558001	**HAM-HGWA-1**	Water	02/13/24 18:38	02/14/24 14:50
92713558002	**HAM-HGWA-2**	Water	02/13/24 15:30	02/14/24 14:50
92713558003	**HAM-HGWA-3**	Water	02/13/24 13:58	02/14/24 14:50
92713558004	**HAM-HGWA-43D**	Water	02/13/24 11:09	02/14/24 14:50
92713558005	**HAM-HGWA-44D**	Water	02/13/24 11:51	02/14/24 14:50
92713558006	**HAM-UGRD-FD-01**	Water	02/13/24 00:00	02/14/24 14:50
92713558007	**HAM-UGRD-EB-01**	Water	02/13/24 13:05	02/14/24 14:50
92713558008	**HAM-UGRD-FB-01**	Water	02/13/24 13:10	02/14/24 14:50

This report shall not be reproduced, except in full,
without the written consent of Pace Analytical Services, LLC.

Pace Analytical Services, LLC
9800 Kincey Ave. Suite 100
Huntersville, NC 28078
(704)875-9092

SAMPLE ANALYTE COUNT

Project: Plant Hammond Pooled Upgra-RAD
Pace Project No.: 92713558

Lab ID	Sample ID	Method	Analysts	Analytes Reported	Laboratory
92713558001	**HAM-HGWA-1**	EPA 9315	SLC	1	PASI-PA
		EPA 9320	JJS1	1	PASI-PA
		Total Radium Calculation	JAL	1	PASI-PA
92713558002	**HAM-HGWA-2**	EPA 9315	SLC	1	PASI-PA
		EPA 9320	JJS1	1	PASI-PA
		Total Radium Calculation	JAL	1	PASI-PA
92713558003	**HAM-HGWA-3**	EPA 9315	SLC	1	PASI-PA
		EPA 9320	JJS1	1	PASI-PA
		Total Radium Calculation	JAL	1	PASI-PA
92713558004	**HAM-HGWA-43D**	EPA 9315	SLC	1	PASI-PA
		EPA 9320	JJS1	1	PASI-PA
		Total Radium Calculation	JAL	1	PASI-PA
92713558005	**HAM-HGWA-44D**	EPA 9315	SLC	1	PASI-PA
		EPA 9320	JJS1	1	PASI-PA
		Total Radium Calculation	JAL	1	PASI-PA
92713558006	**HAM-UGRD-FD-01**	EPA 9315	SLC	1	PASI-PA
		EPA 9320	JJS1	1	PASI-PA
		Total Radium Calculation	JAL	1	PASI-PA
92713558007	**HAM-UGRD-EB-01**	EPA 9315	SLC	1	PASI-PA
		EPA 9320	JJS1	1	PASI-PA
		Total Radium Calculation	JAL	1	PASI-PA
92713558008	**HAM-UGRD-FB-01**	EPA 9315	SLC	1	PASI-PA
		EPA 9320	JJS1	1	PASI-PA
		Total Radium Calculation	JAL	1	PASI-PA

PASI-PA = Pace Analytical Services - Greensburg

This report shall not be reproduced, except in full,
without the written consent of Pace Analytical Services, LLC.

Pace Analytical Services, LLC
9800 Kincey Ave. Suite 100
Huntersville, NC 28078
(704)875-9092

SUMMARY OF DETECTION

Project: Plant Hammond Pooled Upgra-RAD
Pace Project No.: 92713558

Lab Sample ID Method	Client Sample ID Parameters	Result	Units	Report Limit	Analyzed	Qualifiers
92713558001	**HAM-HGWA-1**					
EPA 9315	Radium-226	0.00587U ± 0.107 (0.279) C:91% T:NA	pCi/L		02/29/24 08:30	
EPA 9320	Radium-228	0.188U ± 0.381 (0.841) C:78% T:82%	pCi/L		03/05/24 16:04	
Total Radium Calculation	Total Radium	0.194U ± 0.488 (1.12)	pCi/L		03/07/24 09:58	
92713558002	**HAM-HGWA-2**					
EPA 9315	Radium-226	0.207U ± 0.151 (0.265) C:91% T:NA	pCi/L		02/29/24 08:30	
EPA 9320	Radium-228	0.118U ± 0.325 (0.731) C:78% T:85%	pCi/L		03/05/24 16:02	
Total Radium Calculation	Total Radium	0.325U ± 0.476 (0.996)	pCi/L		03/07/24 09:58	
92713558003	**HAM-HGWA-3**					
EPA 9315	Radium-226	0.165U ± 0.135 (0.249) C:92% T:NA	pCi/L		02/29/24 08:30	
EPA 9320	Radium-228	0.0480U ± 0.300 (0.695) C:74% T:86%	pCi/L		03/05/24 16:02	
Total Radium Calculation	Total Radium	0.213U ± 0.435 (0.944)	pCi/L		03/07/24 09:58	
92713558004	**HAM-HGWA-43D**					
EPA 9315	Radium-226	0.0527U ± 0.103 (0.238) C:95% T:NA	pCi/L		02/29/24 08:30	
EPA 9320	Radium-228	0.807 ± 0.405 (0.675) C:73% T:84%	pCi/L		03/05/24 16:02	
Total Radium Calculation	Total Radium	0.860U ± 0.508 (0.913)	pCi/L		03/07/24 09:58	

This report shall not be reproduced, except in full,
without the written consent of Pace Analytical Services, LLC.

Pace Analytical Services, LLC
9800 Kincey Ave. Suite 100
Huntersville, NC 28078
(704)875-9092

SUMMARY OF DETECTION

Project: Plant Hammond Pooled Upgra-RAD
Pace Project No.: 92713558

Lab Sample ID Method	Client Sample ID Parameters	Result	Units	Report Limit	Analyzed	Qualifiers
92713558005	**HAM-HGWA-44D**					
EPA 9315	Radium-226	0.176U ± 0.127 (0.217) C:100% T:NA	pCi/L		02/29/24 08:30	
EPA 9320	Radium-228	0.733 ± 0.387 (0.666) C:74% T:88%	pCi/L		03/05/24 16:02	
Total Radium Calculation	Total Radium	0.909 ± 0.514 (0.883)	pCi/L		03/07/24 09:58	
92713558006	**HAM-UGRD-FD-01**					
EPA 9315	Radium-226	0.0330U ± 0.0940 (0.229) C:98% T:NA	pCi/L		02/29/24 08:30	
EPA 9320	Radium-228	0.257U ± 0.448 (0.977) C:76% T:85%	pCi/L		03/05/24 16:02	
Total Radium Calculation	Total Radium	0.290U ± 0.542 (1.21)	pCi/L		03/07/24 09:58	
92713558007	**HAM-UGRD-EB-01**					
EPA 9315	Radium-226	0.0289U ± 0.0927 (0.231) C:86% T:NA	pCi/L		02/29/24 08:31	
EPA 9320	Radium-228	-0.252U ± 0.385 (0.946) C:73% T:88%	pCi/L		03/05/24 16:02	
Total Radium Calculation	Total Radium	0.0289U ± 0.478 (1.18)	pCi/L		03/07/24 09:58	
92713558008	**HAM-UGRD-FB-01**					
EPA 9315	Radium-226	-0.0148U ± 0.100 (0.275) C:91% T:NA	pCi/L		02/29/24 08:31	
EPA 9320	Radium-228	0.405U ± 0.426 (0.891) C:78% T:93%	pCi/L		03/05/24 16:02	
Total Radium Calculation	Total Radium	0.405U ± 0.526 (1.17)	pCi/L		03/07/24 09:58	

This report shall not be reproduced, except in full,
without the written consent of Pace Analytical Services, LLC.

Pace Analytical Services, LLC
9800 Kincey Ave. Suite 100
Huntersville, NC 28078
(704)875-9092

ANALYTICAL RESULTS - RADIOCHEMISTRY

Project: Plant Hammond Pooled Upgra-RAD
Pace Project No.: 92713558

Sample: HAM-HGWA-1 **Lab ID: 92713558001** Collected: 02/13/24 18:38 Received: 02/14/24 14:50 Matrix: Water
PWS: Site ID: Sample Type:

Parameters	Method	Act ± Unc (MDC) Carr Trac	Units	Analyzed	CAS No.	Qual
	Pace Analytical Services - Greensburg					
Radium-226	EPA 9315	**0.00587U ± 0.107 (0.279) C:91% T:NA**	pCi/L	02/29/24 08:30	13982-63-3	
	Pace Analytical Services - Greensburg					
Radium-228	EPA 9320	**0.188U ± 0.381 (0.841) C:78% T:82%**	pCi/L	03/05/24 16:04	15262-20-1	
	Pace Analytical Services - Greensburg					
Total Radium	Total Radium Calculation	**0.194U ± 0.488 (1.12)**	pCi/L	03/07/24 09:58	7440-14-4	

This report shall not be reproduced, except in full,
without the written consent of Pace Analytical Services, LLC.

Pace Analytical Services, LLC
9800 Kincey Ave. Suite 100
Huntersville, NC 28078
(704)875-9092

ANALYTICAL RESULTS - RADIOCHEMISTRY

Project: Plant Hammond Pooled Upgra-RAD
Pace Project No.: 92713558

Sample: HAM-HGWA-2 **Lab ID: 92713558002** Collected: 02/13/24 15:30 Received: 02/14/24 14:50 Matrix: Water
PWS: Site ID: Sample Type:

Parameters	Method	Act ± Unc (MDC) Carr Trac	Units	Analyzed	CAS No.	Qual
	Pace Analytical Services - Greensburg					
Radium-226	EPA 9315	**0.207U ± 0.151 (0.265) C:91% T:NA**	pCi/L	02/29/24 08:30	13982-63-3	
	Pace Analytical Services - Greensburg					
Radium-228	EPA 9320	**0.118U ± 0.325 (0.731) C:78% T:85%**	pCi/L	03/05/24 16:02	15262-20-1	
	Pace Analytical Services - Greensburg					
Total Radium	Total Radium Calculation	**0.325U ± 0.476 (0.996)**	pCi/L	03/07/24 09:58	7440-14-4	

This report shall not be reproduced, except in full,
without the written consent of Pace Analytical Services, LLC.

Pace Analytical Services, LLC
9800 Kincey Ave. Suite 100
Huntersville, NC 28078
(704)875-9092

ANALYTICAL RESULTS - RADIOCHEMISTRY

Project: Plant Hammond Pooled Upgra-RAD
Pace Project No.: 92713558

Sample: HAM-HGWA-3 **Lab ID: 92713558003** Collected: 02/13/24 13:58 Received: 02/14/24 14:50 Matrix: Water
PWS: Site ID: Sample Type:

Parameters	Method	Act ± Unc (MDC) Carr Trac	Units	Analyzed	CAS No.	Qual
	Pace Analytical Services - Greensburg					
Radium-226	EPA 9315	**0.165U ± 0.135 (0.249) C:92% T:NA**	pCi/L	02/29/24 08:30	13982-63-3	
	Pace Analytical Services - Greensburg					
Radium-228	EPA 9320	**0.0480U ± 0.300 (0.695) C:74% T:86%**	pCi/L	03/05/24 16:02	15262-20-1	
	Pace Analytical Services - Greensburg					
Total Radium	Total Radium Calculation	**0.213U ± 0.435 (0.944)**	pCi/L	03/07/24 09:58	7440-14-4	

This report shall not be reproduced, except in full,
without the written consent of Pace Analytical Services, LLC.

Pace Analytical Services, LLC
9800 Kincey Ave. Suite 100
Huntersville, NC 28078
(704)875-9092

ANALYTICAL RESULTS - RADIOCHEMISTRY

Project: Plant Hammond Pooled Upgra-RAD
Pace Project No.: 92713558

Sample: HAM-HGWA-43D **Lab ID: 92713558004** Collected: 02/13/24 11:09 Received: 02/14/24 14:50 Matrix: Water
PWS: Site ID: Sample Type:

Parameters	Method	Act ± Unc (MDC) Carr Trac	Units	Analyzed	CAS No.	Qual
	Pace Analytical Services - Greensburg					
Radium-226	EPA 9315	**0.0527U ± 0.103 (0.238) C:95% T:NA**	pCi/L	02/29/24 08:30	13982-63-3	
	Pace Analytical Services - Greensburg					
Radium-228	EPA 9320	**0.807 ± 0.405 (0.675) C:73% T:84%**	pCi/L	03/05/24 16:02	15262-20-1	
	Pace Analytical Services - Greensburg					
Total Radium	Total Radium Calculation	**0.860U ± 0.508 (0.913)**	pCi/L	03/07/24 09:58	7440-14-4	

This report shall not be reproduced, except in full,
without the written consent of Pace Analytical Services, LLC.

Pace Analytical Services, LLC
9800 Kincey Ave. Suite 100
Huntersville, NC 28078
(704)875-9092

ANALYTICAL RESULTS - RADIOCHEMISTRY

Project: Plant Hammond Pooled Upgra-RAD
Pace Project No.: 92713558

Sample: HAM-HGWA-44D **Lab ID: 92713558005** Collected: 02/13/24 11:51 Received: 02/14/24 14:50 Matrix: Water
PWS: Site ID: Sample Type:

Parameters	Method	Act ± Unc (MDC) Carr Trac	Units	Analyzed	CAS No.	Qual
	Pace Analytical Services - Greensburg					
Radium-226	EPA 9315	**0.176U ± 0.127 (0.217) C:100% T:NA**	pCi/L	02/29/24 08:30	13982-63-3	
	Pace Analytical Services - Greensburg					
Radium-228	EPA 9320	**0.733 ± 0.387 (0.666) C:74% T:88%**	pCi/L	03/05/24 16:02	15262-20-1	
	Pace Analytical Services - Greensburg					
Total Radium	Total Radium Calculation	**0.909 ± 0.514 (0.883)**	pCi/L	03/07/24 09:58	7440-14-4	

This report shall not be reproduced, except in full,
without the written consent of Pace Analytical Services, LLC.

Pace Analytical Services, LLC
9800 Kincey Ave. Suite 100
Huntersville, NC 28078
(704)875-9092

ANALYTICAL RESULTS - RADIOCHEMISTRY

Project: Plant Hammond Pooled Upgra-RAD
Pace Project No.: 92713558

Sample: HAM-UGRD-FD-01 **Lab ID: 92713558006** Collected: 02/13/24 00:00 Received: 02/14/24 14:50 Matrix: Water
PWS: Site ID: Sample Type:

Parameters	Method	Act ± Unc (MDC) Carr Trac	Units	Analyzed	CAS No.	Qual
	Pace Analytical Services - Greensburg					
Radium-226	EPA 9315	**0.0330U ± 0.0940 (0.229) C:98% T:NA**	pCi/L	02/29/24 08:30	13982-63-3	
	Pace Analytical Services - Greensburg					
Radium-228	EPA 9320	**0.257U ± 0.448 (0.977) C:76% T:85%**	pCi/L	03/05/24 16:02	15262-20-1	
	Pace Analytical Services - Greensburg					
Total Radium	Total Radium Calculation	**0.290U ± 0.542 (1.21)**	pCi/L	03/07/24 09:58	7440-14-4	

This report shall not be reproduced, except in full,
without the written consent of Pace Analytical Services, LLC.

Pace Analytical Services, LLC
9800 Kincey Ave. Suite 100
Huntersville, NC 28078
(704)875-9092

ANALYTICAL RESULTS - RADIOCHEMISTRY

Project: Plant Hammond Pooled Upgra-RAD
Pace Project No.: 92713558

Sample: HAM-UGRD-EB-01 **Lab ID: 92713558007** Collected: 02/13/24 13:05 Received: 02/14/24 14:50 Matrix: Water
PWS: Site ID: Sample Type:

Parameters	Method	Act ± Unc (MDC) Carr Trac	Units	Analyzed	CAS No.	Qual
	Pace Analytical Services - Greensburg					
Radium-226	EPA 9315	**0.0289U ± 0.0927 (0.231) C:86% T:NA**	pCi/L	02/29/24 08:31	13982-63-3	
	Pace Analytical Services - Greensburg					
Radium-228	EPA 9320	**-0.252U ± 0.385 (0.946) C:73% T:88%**	pCi/L	03/05/24 16:02	15262-20-1	
	Pace Analytical Services - Greensburg					
Total Radium	Total Radium Calculation	**0.0289U ± 0.478 (1.18)**	pCi/L	03/07/24 09:58	7440-14-4	

This report shall not be reproduced, except in full,
without the written consent of Pace Analytical Services, LLC.

Pace Analytical Services, LLC
9800 Kincey Ave. Suite 100
Huntersville, NC 28078
(704)875-9092

ANALYTICAL RESULTS - RADIOCHEMISTRY

Project: Plant Hammond Pooled Upgra-RAD
Pace Project No.: 92713558

Sample: HAM-UGRD-FB-01 **Lab ID: 92713558008** Collected: 02/13/24 13:10 Received: 02/14/24 14:50 Matrix: Water
PWS: Site ID: Sample Type:

Parameters	Method	Act ± Unc (MDC) Carr Trac	Units	Analyzed	CAS No.	Qual
	Pace Analytical Services - Greensburg					
Radium-226	EPA 9315	**-0.0148U ± 0.100 (0.275) C:91% T:NA**	pCi/L	02/29/24 08:31	13982-63-3	
	Pace Analytical Services - Greensburg					
Radium-228	EPA 9320	**0.405U ± 0.426 (0.891) C:78% T:93%**	pCi/L	03/05/24 16:02	15262-20-1	
	Pace Analytical Services - Greensburg					
Total Radium	Total Radium Calculation	**0.405U ± 0.526 (1.17)**	pCi/L	03/07/24 09:58	7440-14-4	

This report shall not be reproduced, except in full,
without the written consent of Pace Analytical Services, LLC.

Pace Analytical Services, LLC
9800 Kincey Ave. Suite 100
Huntersville, NC 28078
(704)875-9092

QUALITY CONTROL - RADIOCHEMISTRY

Project: Plant Hammond Pooled Upgra-RAD
Pace Project No.: 92713558

QC Batch: 650440 | Analysis Method: EPA 9320
QC Batch Method: EPA 9320 | Analysis Description: 9320 Radium 228
Laboratory: Pace Analytical Services - Greensburg
Associated Lab Samples: 92713558001, 92713558002, 92713558003, 92713558004, 92713558005, 92713558006, 92713558007, 92713558008

METHOD BLANK: 3169529 | Matrix: Water
Associated Lab Samples: 92713558001, 92713558002, 92713558003, 92713558004, 92713558005, 92713558006, 92713558007, 92713558008

Parameter	Act ± Unc (MDC) Carr Trac	Units	Analyzed	Qualifiers
Radium-228	0.0170 ± 0.309 (0.718) C:80% T:91%	pCi/L	03/05/24 16:04	

Results presented on this page are in the units indicated by the "Units" column except where an alternate unit is presented to the right of the result.

REPORT OF LABORATORY ANALYSIS

This report shall not be reproduced, except in full,
without the written consent of Pace Analytical Services, LLC.

Pace Analytical Services, LLC
9800 Kincey Ave. Suite 100
Huntersville, NC 28078
(704)875-9092

QUALITY CONTROL - RADIOCHEMISTRY

Project: Plant Hammond Pooled Upgra-RAD
Pace Project No.: 92713558

QC Batch: 649569 | Analysis Method: EPA 9315
QC Batch Method: EPA 9315 | Analysis Description: 9315 Total Radium
Laboratory: Pace Analytical Services - Greensburg
Associated Lab Samples: 92713558001, 92713558002, 92713558003, 92713558004, 92713558005, 92713558006, 92713558007, 92713558008

METHOD BLANK: 3165288 | Matrix: Water
Associated Lab Samples: 92713558001, 92713558002, 92713558003, 92713558004, 92713558005, 92713558006, 92713558007, 92713558008

Parameter	Act ± Unc (MDC) Carr Trac	Units	Analyzed	Qualifiers
Radium-226	0.0147 ± 0.129 (0.325) C:96% T:NA	pCi/L	02/28/24 07:38	

Results presented on this page are in the units indicated by the "Units" column except where an alternate unit is presented to the right of the result.

This report shall not be reproduced, except in full,
without the written consent of Pace Analytical Services, LLC.

Pace Analytical Services, LLC
9800 Kincey Ave. Suite 100
Huntersville, NC 28078
(704)875-9092

QUALIFIERS

Project: Plant Hammond Pooled Upgra-RAD
Pace Project No.: 92713558

DEFINITIONS

DF - Dilution Factor, if reported, represents the factor applied to the reported data due to dilution of the sample aliquot.

ND - Not Detected at or above adjusted reporting limit.

TNTC - Too Numerous To Count

J - Estimated concentration above the adjusted method detection limit and below the adjusted reporting limit.

MDL - Adjusted Method Detection Limit.

PQL - Practical Quantitation Limit.

RL - Reporting Limit - The lowest concentration value that meets project requirements for quantitative data with known precision and bias for a specific analyte in a specific matrix.

S - Surrogate

1,2-Diphenylhydrazine decomposes to and cannot be separated from Azobenzene using Method 8270. The result for each analyte is a combined concentration.

Consistent with EPA guidelines, unrounded data are displayed and have been used to calculate % recovery and RPD values.

LCS(D) - Laboratory Control Sample (Duplicate)

MS(D) - Matrix Spike (Duplicate)

DUP - Sample Duplicate

RPD - Relative Percent Difference

NC - Not Calculable.

SG - Silica Gel - Clean-Up

U - Indicates the compound was analyzed for, but not detected.

Acid preservation may not be appropriate for 2 Chloroethylvinyl ether.

A separate vial preserved to a pH of 4-5 is recommended in SW846 Chapter 4 for the analysis of Acrolein and Acrylonitrile by EPA Method 8260.

N-Nitrosodiphenylamine decomposes and cannot be separated from Diphenylamine using Method 8270. The result reported for each analyte is a combined concentration.

Reported results are not rounded until the final step prior to reporting. Therefore, calculated parameters that are typically reported as "Total" may vary slightly from the sum of the reported component parameters.

Act - Activity

Unc - Uncertainty: SDWA = 1.96 sigma count uncertainty, all other matrices = Expanded Uncertainty (95% confidence interval). Gamma Spec = Expanded Uncertainty (95.4% Confidence Interval)

(MDC) - Minimum Detectable Concentration

Trac - Tracer Recovery (%)

Carr - Carrier Recovery (%)

Pace Analytical is TNI accredited. Contact your Pace PM for the current list of accredited analytes.

TNI - The NELAC Institute.

This report shall not be reproduced, except in full,
without the written consent of Pace Analytical Services, LLC.

Pace Analytical Services, LLC
9800 Kincey Ave. Suite 100
Huntersville, NC 28078
(704)875-9092

QUALITY CONTROL DATA CROSS REFERENCE TABLE

Project: Plant Hammond Pooled Upgra-RAD
Pace Project No.: 92713558

Lab ID	Sample ID	QC Batch Method	QC Batch	Analytical Method	Analytical Batch
92713558001	**HAM-HGWA-1**	EPA 9315	649569		
92713558002	**HAM-HGWA-2**	EPA 9315	649569		
92713558003	**HAM-HGWA-3**	EPA 9315	649569		
92713558004	**HAM-HGWA-43D**	EPA 9315	649569		
92713558005	**HAM-HGWA-44D**	EPA 9315	649569		
92713558006	**HAM-UGRD-FD-01**	EPA 9315	649569		
92713558007	**HAM-UGRD-EB-01**	EPA 9315	649569		
92713558008	**HAM-UGRD-FB-01**	EPA 9315	649569		
92713558001	**HAM-HGWA-1**	EPA 9320	650440		
92713558002	**HAM-HGWA-2**	EPA 9320	650440		
92713558003	**HAM-HGWA-3**	EPA 9320	650440		
92713558004	**HAM-HGWA-43D**	EPA 9320	650440		
92713558005	**HAM-HGWA-44D**	EPA 9320	650440		
92713558006	**HAM-UGRD-FD-01**	EPA 9320	650440		
92713558007	**HAM-UGRD-EB-01**	EPA 9320	650440		
92713558008	**HAM-UGRD-FB-01**	EPA 9320	650440		
92713558001	**HAM-HGWA-1**	Total Radium Calculation	653389		
92713558002	**HAM-HGWA-2**	Total Radium Calculation	653389		
92713558003	**HAM-HGWA-3**	Total Radium Calculation	653389		
92713558004	**HAM-HGWA-43D**	Total Radium Calculation	653389		
92713558005	**HAM-HGWA-44D**	Total Radium Calculation	653389		
92713558006	**HAM-UGRD-FD-01**	Total Radium Calculation	653389		
92713558007	**HAM-UGRD-EB-01**	Total Radium Calculation	653389		
92713558008	**HAM-UGRD-FB-01**	Total Radium Calculation	653389		

This report shall not be reproduced, except in full,
without the written consent of Pace Analytical Services, LLC.

Pace	DC#_Title: ENV-FRM-HUN1-0083 v03_Sample Condition Upon Receipt
	Effective Date: 12/01/2023

atory receiving samples:
ville ☐ Eden ☐ Greenwood ☐ Huntersville ☐ Raleigh ☐ Mechanicsville ☐ Atlanta ☑ Kernersville ☐

mple Condition pon Receipt

Client Name: Gen Power

Project #:

WO# : 92713558

92713558

er: ☐Fed Ex ☐UPS ☐USPS ☐Client
ommercial ☑Pace ☐Other:____

dy Seal Present? ☑Yes ☐No Seals Intact? ☑Yes ☐No ☐N/A

Date/Initials Person Examining Contents: 7/14/24

ng Material: ☑Bubble Wrap ☐Bubble Bags ☐None ☐ Other

Biological Tissue Frozen? ☐Yes ☐No ☑N/A

nometer:
☑IR Gun ID: 730

Type of Ice: ☑Wet ☐Blue ☐None

er Temp: 33

Correction Factor: Add/Subtract (°C) +0.1

er Temp Corrected (°C): 3.4

Temp should be above freezing to 6°C
☐Samples out of temp criteria. Samples on ice, cooling proce has begun

A Regulated Soil (☐ N/A, water sample)
id samples originate in a quarantine zone within the United States: CA, NY, or SC :heck maps)? ☐Yes ☐No

Did samples originate from a foreign source (internationally, including Hawaii and Puerto Rico)? ☐Yes ☐No

				Comments/Discrepancy:
Chain of Custody Present?	☑Yes	☐No	☐N/A	1.
Samples Arrived within Hold Time?	☑Yes	☐No	☐N/A	2.
Short Hold Time Analysis (<72 hr.)?	☐Yes	☑No	☐N/A	3.
Rush Turn Around Time Requested?	☐Yes	☑No	☐N/A	4.
Sufficient Volume?	☑Yes	☐No	☐N/A	5.
Correct Containers Used?	☑Yes	☐No	☐N/A	6.
-Pace Containers Used?	☑Yes	☐No	☐N/A	
Containers Intact?	☑Yes	☐No	☐N/A	7.
Dissolved analysis: Samples Field Filtered?	☐Yes	☐No	☑N/A	8.
Sample Labels Match COC?	☑Yes	☐No	☐N/A	9.
-Includes Date/Time/ID/Analysis Matrix: Air				
Headspace in VOA Vials (>5-6mm)?	☐Yes	☐No	☑N/A	10.
Trip Blank Present?	☐Yes	☐No	☑N/A	11.
Trip Blank Custody Seals Present?	☐Yes	☐No	☐N/A	

MENTS/SAMPLE DISCREPANCY

Field Data Required? ☐Yes ☐No

Lot ID of split containers:

T NOTIFICATION/RESOLUTION

son contacted: _____ Date/Time: _____

Project Manager SCURF Review: _____ Date: _____

Project Manager SRF Review: _____ Date: _____

eck mark top half of box if pH and/or dechlorination is verified and
:hin the acceptance range for preservation samples.
ptions: VOA, Coliform, TOC, Oil and Grease, DRO/8015 (water) DOC, LLHg

ottom half of box is to list number of bottles
Check all unpreserved Nitrates for chlorine

Project # **WO#: 92713558**

PM: BV Due Date: 03/07/24
CLIENT: 92- GP-HAM

BP4U-125 mL Plastic Unpreserved (N/A) (Cl-)	BP3U-250 mL Plastic Unpreserved (N/A)	BP2U-500 mL Plastic Unpreserved (N/A)	BP1U-1 liter Plastic Unpreserved (N/A)	BP4S-125 mL Plastic H2SO4 (pH < 2) (Cl-)	BP3N-250 mL plastic HNO3 (pH < 2)	BP4Z-125 mL Plastic ZN Acetate & NaOH (>9)	BP4B-125 mL Plastic NaOH (pH > 12) (Cl-)	WGFU-Wide-mouthed Glass jar Unpreserved	AG1U-1 liter Amber Unpreserved (N/A) (Cl-)	AG1H-1 liter Amber HCl (pH < 2)	AG3U-250 mL Amber Unpreserved (N/A) (Cl-)	AG1S-1 liter Amber H2SO4 (pH < 2)	AG3S-250 mL Amber H2SO4 (pH < 2)	DG94-40 mL Amber NH4Cl (N/A)(Cl-)	DG9H-40 mL VOA HCl (N/A)	VG9T-40 mL VOA Na2S2O3 (N/A)	VG9U-40 mL VOA Unpreserved (N/A)	DG9V-40 mL VOA H3PO4 (N/A)	KP7U-50 mL Plastic Unpreserved (N/A)	V/GK (3 vials per kit)-VPH/Gas kit (N/A)	SP5T-125 mL Sterile Plastic (N/A – lab)	SP2T-250 mL Sterile Plastic (N/A – lab)	BP3R-250 mL Plastic (NH2)2SO4 (9.3-9.7)	AG0U-100 mL Amber Unpreserved (N/A) (Cl-)	VSGU-20 mL Scintillation vials (N/A)	DG9U-40 mL Amber Unpreserved vials (N/A)
	2	1			1	1																	2				
	2	1			1	1																	2				
	2	1			1	1																	2				
	2	1			1	1																	2				
	2	1			1	1																	2				
	2	1			1	1																	2				
	1	1			1																		2				
	1	1			1																		2				

pH Adjustment Log for Preserved Samples

ample ID	Type of Preservative	pH upon receipt	Date preservation adjusted	Time preservation adjusted	Amount of Preservative added	Lot #

:e: Whenever there is a discrepancy affecting North Carolina compliance samples, a copy of this form will be sent to the North Carolina DENR Certification Office (i.e. : of hold, incorrect preservative, out of temp, incorrect containers.

Pace Analytical
www.pacelabs.com

The Chain-of-Custody is a LEGAL DOCUMENT. All relevant fields must be completed accurately.

Section A Required Client Information:

Company:	GA Power
Address:	Atlanta, GA
Email To:	SCS Contacts
Phone:	Fax:
Requested Due Date/TAT:	10 Day

Section B Required Project Information:

Report To:	SCS Contacts
Copy To:	Geosyntec Contacts
Purchase Order No.:	
Project Name:	Plant Hammond Pooled Upgradient
Project Number:	

Section C Invoice Information:

Attention:	Southern Co.
Company Name:	
Address:	
Pace Quote Reference:	
Pace Project Manager:	Bonnie Vang
Pace Profile #:	10839

REGULATORY AGENCY

☐ NPDES ☐ GROUND WATER ☐ DRINKING WATER
☐ UST ☐ RCRA ☑ OTHER CCR

Site Location STATE: GA

Requested Analysis Filtered (Y/N)

Valid Matrix Codes

MATRIX	CODE
DRINKING WATER	DW
WATER	WT
WASTE WATER	WW
PRODUCT	P
SOIL/SOLID	SL
OIL	OL
WIPE	WP
AIR	AR
OTHER	OT
TISSUE	TS

ITEM #	Section D Required Client Information SAMPLE ID (A-Z, 0-9 / ,-) Sample IDs MUST BE UNIQUE	MATRIX CODE (see valid codes to left)	SAMPLE TYPE (G=GRAB C=COMP)	COLLECTED COMPOSITE DATE	COLLECTED COMPOSITE TIME	COLLECTED COMPOSITE DATE	COLLECTED COMPOSITE TIME	SAMPLE TEMP AT COLLECTION	# OF CONTAINERS	Preservatives: Unpreserved	H_2SO_4	HNO_3	HCl	NaOH	$Na_2S_2O_3$	Methanol	Other	Analysis Test (Y/N)	Chloride, Fluoride, Sulfate	Full App. III and IV metals	RAD 226/228	TDS	Major Ions (Profile 10839-2)	Residual Chlorine (Y/N)	Pace Project No./ Lab I.D. 92713558
1	HAM-HGWA-1	WG	G	2/13/24	1838			15	7	3		3					1		X	X	X	X	X	N	001
2	HAM-HGWA-2	WG	G	2/13/24	1530		TK 2/13/24	17	7	3		3					1		X	X	X	X	X	N	002
3	HAM-HGWA-3	WG	G	2/13/24	1358			17	7	3		3					1		X	X	X	X	X	N	003
4	HAM-HGWA-43D	WG	G	02/13/24	1109			18	7	3		3					1		X	X	X	X	X	N	004
5	HAM-HGWA-44D	WG	G	2/13/24	1151			16	7	3		3					1		X	X	X	X	X	N	005
6	HAM-UGRD-FD-01	WG	G	2/13/24	0000			16	7	3		3					1		X	X	X	X	X	N	006
7	HAM-UGRD-EB-01	WG	G	2/13/24	1305			16	5	2		3					1		X	X	X	X	X	N	007
8	HAM-UGRD-FB-01	WG	G	2/13/24	1310			16	5	2		3					1		X	X	X	X	X	N	008
9						TK 2/13/24																			Last Sample
10																									
11																									
12																									

ADDITIONAL COMMENTS	RELINQUISHED BY / AFFILIATION	DATE	TIME	ACCEPTED BY / AFFILIATION	DATE	TIME	SAMPLE CONDITIONS
Task Code: HAM-CCR-ASSMT-2024S1	Anthony Jewett / Geosyntec	2-14-2024	1230	Ryan Williams / Pace	2/14/2024	1230	
	Ryan Williams / Pace	2/14/2024	1450	[illegible]	2/14	1450	

SAMPLER NAME AND SIGNATURE

PRINT Name of SAMPLER: [illegible] / Geosyntec Consultants, Inc

SIGNATURE of SAMPLER: [illegible] DATE Signed (MM/DD/YY):

Temp in °C | Received on Ice (Y/N) | Custody Sealed Cooler (Y/N) | Samples Intact (Y/N)

Quality Control Sample Performance Assessment

Pace Analytical
www.pacelabs.com

Test:	Ra-228
Analyst:	JJS1
Date:	2/27/2024
Worklist:	77792
Matrix:	WT

Analyst Must Manually Enter All Fields Highlighted in Yellow.

Method Blank Assessment	
MB Sample ID:	3169529
MB concentration:	0.017
M/B 2 Sigma CSU:	0.309
MB MDC:	0.718
MB Numerical Performance Indicator:	0.11
MB Status vs Numerical Indicator:	Pass
MB Status vs. MDC:	Pass

Laboratory Control Sample Assessment	LCSD (Y or N)?	Y
	LCS77792	LCSD77792
Count Date:	3/5/2024	3/5/2024
Spike I.D.:	23-043	23-043
Decay Corrected Spike Concentration (pCi/mL):	37.615	37.615
Volume Used (mL):	0.10	0.10
Aliquot Volume (L, g, F):	0.815	0.816
Target Conc. (pCi/L, g, F):	4.615	4.611
Uncertainty (Calculated):	0.226	0.226
Result (pCi/L, g, F):	4.279	3.981
LCS/LCSD 2 Sigma CSU (pCi/L, g, F):	1.004	0.939
Numerical Performance Indicator:	-0.64	-1.28
Percent Recovery:	92.71%	86.33%
Status vs Numerical Indicator:	N/A	N/A
Status vs Recovery:	Pass	Pass
Upper % Recovery Limits:	135%	135%
Lower % Recovery Limits:	60%	60%

Sample Matrix Spike Control Assessment	MS/MSD 1	MS/MSD 2
Sample Collection Date:		
Sample I.D.		
Sample MS I.D.		
Sample MSD I.D.		
Spike I.D.:		
MS/MSD Decay Corrected Spike Concentration (pCi/mL):		
Spike Volume Used in MS (mL):		
Spike Volume Used in MSD (mL):		
MS Aliquot (L, g, F):		
MS Target Conc.(pCi/L, g, F):		
MSD Aliquot (L, g, F):		
MSD Target Conc. (pCi/L, g, F):		
MS Spike Uncertainty (calculated):		
MSD Spike Uncertainty (calculated):		
Sample Result:		
Sample Result 2 Sigma CSU (pCi/L, g, F):		
Sample Matrix Spike Result:		
Matrix Spike Result 2 Sigma CSU (pCi/L, g, F):		
Sample Matrix Spike Duplicate Result:		
Matrix Spike Duplicate Result 2 Sigma CSU (pCi/L, g, F):		
MS Numerical Performance Indicator:		
MSD Numerical Performance Indicator:		
MS Percent Recovery:		
MSD Percent Recovery:		
MS Status vs Numerical Indicator:		
MSD Status vs Numerical Indicator:		
MS Status vs Recovery:		
MSD Status vs Recovery:		
MS/MSD Upper % Recovery Limits:		
MS/MSD Lower % Recovery Limits:		

Duplicate Sample Assessment		
Sample I.D.:	LCS77792	Enter Duplicate sample IDs if other than LCS/LCSD in the space below.
Duplicate Sample I.D.	LCSD77792	
Sample Result (pCi/L, g, F):	4.279	
Sample Result 2 Sigma CSU (pCi/L, g, F):	1.004	
Sample Duplicate Result (pCi/L, g, F):	3.981	
Sample Duplicate Result 2 Sigma CSU (pCi/L, g, F):	0.939	
Are sample and/or duplicate results below RL?	NO	
Duplicate Numerical Performance Indicator:	0.425	
(Based on the LCS/LCSD Percent Recoveries) Duplicate RPD:	7.13%	
Duplicate Status vs Numerical Indicator:	Pass	
Duplicate Status vs RPD:	Pass	
% RPD Limit:	36%	

Matrix Spike/Matrix Spike Duplicate Sample Assessment		
Sample I.D.		
Sample MS I.D.		
Sample MSD I.D.		
Sample Matrix Spike Result:		
Matrix Spike Result 2 Sigma CSU (pCi/L, g, F):		
Sample Matrix Spike Duplicate Result:		
Matrix Spike Duplicate Result 2 Sigma CSU (pCi/L, g, F):		
Duplicate Numerical Performance Indicator:		
(Based on the Percent Recoveries) MS/ MSD Duplicate RPD:		
MS/ MSD Duplicate Status vs Numerical Indicator:		
MS/ MSD Duplicate Status vs RPD:		
% RPD Limit:		

Evaluation of duplicate precision is not applicable if either the sample or duplicate results are below the MDC.

Comments:

VAL
3/6/24

VAM 3/7/24

Quality Control Sample Performance Assessment

Pace Analytical
www.pacelabs.com

Test:	Ra-226
Analyst:	SLC
Date:	2/22/2024
Worklist:	77730
Matrix:	WT

Analyst Must Manually Enter All Fields Highlighted in Yellow.

Method Blank Assessment	
MB Sample ID:	3165288
MB concentration:	0.015
M/B 2 Sigma CSU:	0.129
MB MDC:	0.325
MB Numerical Performance Indicator:	0.22
MB Status vs Numerical Indicator:	Pass
MB Status vs. MDC:	N/A

Laboratory Control Sample Assessment	LCSD (Y or N)?	Y
	LCS77730	LCSD77730
Count Date:	2/28/2024	2/28/2024
Spike I.D.:	23-014	23-014
Decay Corrected Spike Concentration (pCi/mL):	25.026	25.026
Volume Used (mL):	0.10	0.10
Aliquot Volume (L, g, F):	0.501	0.502
Target Conc. (pCi/L, g, F):	4.999	4.984
Uncertainty (Calculated):	0.235	0.234
Result (pCi/L, g, F):	5.396	4.938
LCS/LCSD 2 Sigma CSU (pCi/L, g, F):	0.973	0.894
Numerical Performance Indicator:	0.78	-0.10
Percent Recovery:	107.93%	99.07%
Status vs Numerical Indicator:	Pass	Pass
Status vs Recovery:	N/A	N/A
Upper % Recovery Limits:	125%	125%
Lower % Recovery Limits:	75%	75%

Sample Matrix Spike Control Assessment	MS/MSD 1	MS/MSD 2
Sample Collection Date:		
Sample I.D.		
Sample MS I.D.		
Sample MSD I.D.		
Spike I.D.:		
MS/MSD Decay Corrected Spike Concentration (pCi/mL):		
Spike Volume Used in MS (mL):		
Spike Volume Used in MSD (mL):		
MS Aliquot (L, g, F):		
MS Target Conc.(pCi/L, g, F):		
MSD Aliquot (L, g, F):		
MSD Target Conc. (pCi/L, g, F):		
MS Spike Uncertainty (calculated):		
MSD Spike Uncertainty (calculated):		
Sample Result:		
Sample Result 2 Sigma CSU (pCi/L, g, F):		
Sample Matrix Spike Result:		
Matrix Spike Result 2 Sigma CSU (pCi/L, g, F):		
Sample Matrix Spike Duplicate Result:		
Matrix Spike Duplicate Result 2 Sigma CSU (pCi/L, g, F):		
MS Numerical Performance Indicator:		
MSD Numerical Performance Indicator:		
MS Percent Recovery:		
MSD Percent Recovery:		
MS Status vs Numerical Indicator:		
MSD Status vs Numerical Indicator:		
MS Status vs Recovery:		
MSD Status vs Recovery:		
MS/MSD Upper % Recovery Limits:		
MS/MSD Lower % Recovery Limits:		

Duplicate Sample Assessment		
Sample I.D.:	LCS77730	92713558008
Duplicate Sample I.D.	LCSD77730	92713558008DUP
Sample Result (pCi/L, g, F):	5.396	-0.015
Sample Result 2 Sigma CSU (pCi/L, g, F):	0.973	0.100
Sample Duplicate Result (pCi/L, g, F):	4.938	-0.027
Sample Duplicate Result 2 Sigma CSU (pCi/L, g, F):	0.894	0.090
Are sample and/or duplicate results below RL?	NO	See Below ##
Duplicate Numerical Performance Indicator:	0.679	0.180
(Based on the LCS/LCSD Percent Recoveries) Duplicate RPD:	8.56%	-59.07%
Duplicate Status vs Numerical Indicator:	Pass	Pass
Duplicate Status vs RPD:	N/A	N/A
% RPD Limit:	25%	25%

Matrix Spike/Matrix Spike Duplicate Sample Assessment		
Sample I.D.		
Sample MS I.D.		
Sample MSD I.D.		
Sample Matrix Spike Result:		
Matrix Spike Result 2 Sigma CSU (pCi/L, g, F):		
Sample Matrix Spike Duplicate Result:		
Matrix Spike Duplicate Result 2 Sigma CSU (pCi/L, g, F):		
Duplicate Numerical Performance Indicator:		
(Based on the Percent Recoveries) MS/ MSD Duplicate RPD:		
MS/ MSD Duplicate Status vs Numerical Indicator:		
MS/ MSD Duplicate Status vs RPD:		
% RPD Limit:		

Evaluation of duplicate precision is not applicable if either the sample or duplicate results are below the MDC.

Comments:

LAM 3/5/24

CT 3-5-24

Pace Analytical Services, LLC
9800 Kincey Ave. Suite 100
Huntersville, NC 28078
(704)875-9092

May 08, 2024

Kristen Jurinko
Southern Company
241 Ralph McGill Blvd NE
Bin 10160
Atlanta, GA 30308

RE: Project: Plant Hammond AP-1
Pace Project No.: 92714158

Dear Kristen Jurinko:

Enclosed are the analytical results for sample(s) received by the laboratory between February 16, 2024 and February 19, 2024. The results relate only to the samples included in this report. Results reported herein conform to the applicable TNI/NELAC Standards and the laboratory's Quality Manual, where applicable, unless otherwise noted in the body of the report.

The test results provided in this final report were generated by each of the following laboratories within the Pace Network:

- Pace Analytical Services - Asheville
- Pace Analytical Services - Peachtree Corners, GA

Revision 1: Arsenic RDL limit was updated to report 0.005 mg/L.

If you have any questions concerning this report, please feel free to contact me.

Sincerely,

Bonnie Vang

Bonnie Vang
bonnie.vang@pacelabs.com
704-977-0968
Project Manager

Enclosures

cc: Kip Gray, Geosyntec
Christine Hug, Geosyntec Consultants, Inc.
Thomas Kessler, Geosyntec Consultants
Whitney Law, Geosyntec Consultants
Laura Midkiff, Southern Company
Caroline Nelson, Geosyntec Consultants, Inc
Anthony Szwast, Geosyntec Consultants

REPORT OF LABORATORY ANALYSIS

This report shall not be reproduced, except in full,
without the written consent of Pace Analytical Services, LLC.

Pace Analytical Services, LLC
9800 Kincey Ave. Suite 100
Huntersville, NC 28078
(704)875-9092

CERTIFICATIONS

Project: Plant Hammond AP-1
Pace Project No.: 92714158

Pace Analytical Services Asheville
2225 Riverside Drive, Asheville, NC 28804
Florida/NELAP Certification #: E87648
North Carolina Drinking Water Certification #: 37712
North Carolina Wastewater Certification #: 40
South Carolina Laboratory ID: 99030
South Carolina Certification #: 99030001
Virginia/VELAP Certification #: 460222

Pace Analytical Services Peachtree Corners
110 Technology Pkwy, Peachtree Corners, GA 30092
Florida DOH Certification #: E87315
Georgia DW Inorganics Certification #: 812
North Carolina Certification #: 381
South Carolina Certification #: 98011001
Virginia Certification #: 460204

This report shall not be reproduced, except in full,
without the written consent of Pace Analytical Services, LLC.

Pace Analytical Services, LLC
9800 Kincey Ave. Suite 100
Huntersville, NC 28078
(704)875-9092

SAMPLE SUMMARY

Project: Plant Hammond AP-1
Pace Project No.: 92714158

Lab ID	Sample ID	Matrix	Date Collected	Date Received
92714158001	**HAM-HGWC-7**	Water	02/14/24 13:35	02/16/24 16:00
92714158002	**HAM-HGWC-8**	Water	02/14/24 18:13	02/16/24 16:00
92714158003	**HAM-MW-6**	Water	02/14/24 17:30	02/16/24 16:00
92714158004	**HAM-MW-7**	Water	02/14/24 15:44	02/16/24 16:00
92714158005	**HAM-MW-20**	Water	02/14/24 16:10	02/16/24 16:00
92714158006	**HAM-MW-28D**	Water	02/14/24 15:33	02/16/24 16:00
92714158007	**HAM-MW-29**	Water	02/14/24 14:25	02/16/24 16:00
92714158008	**HAM-AP1-EB-01**	Water	02/14/24 17:00	02/16/24 16:00
92714158009	**HAM-AP1-FB-01**	Water	02/14/24 16:55	02/16/24 16:00
92714158010	**HAM-AP1-FD-01**	Water	02/14/24 00:00	02/16/24 16:00
92714158011	**HAM-HGWC-09**	Water	02/15/24 16:44	02/16/24 16:00
92714158012	**HAM-HGWC-10**	Water	02/15/24 14:57	02/16/24 16:00
92714158013	**HAM-HGWC-11**	Water	02/15/24 10:06	02/16/24 16:00
92714158014	**HAM-HGWC-12**	Water	02/15/24 11:35	02/16/24 16:00
92714158015	**HAM-MW-5**	Water	02/15/24 10:00	02/16/24 16:00
92714158016	**HAM-MW-19**	Water	02/15/24 16:22	02/16/24 16:00
92714158017	**HAM-MW-24D**	Water	02/15/24 16:12	02/16/24 16:00
92714158018	**HAM-MW-25D**	Water	02/15/24 14:25	02/16/24 16:00
92714158019	**HAM-MW-26D**	Water	02/15/24 11:38	02/16/24 16:00
92714158020	**HAM-AP1-FD-02**	Water	02/15/24 00:00	02/16/24 16:00
92714158021	**HAM-AP1-EB-02**	Water	02/15/24 12:35	02/16/24 16:00
92714158022	**HAM-AP1-FB-02**	Water	02/15/24 12:25	02/16/24 16:00
92714158023	**HAM-HGWC-13**	Water	02/16/24 13:35	02/19/24 13:25
92714158024	**HAM-MW-27D**	Water	02/16/24 18:26	02/19/24 13:25

This report shall not be reproduced, except in full,
without the written consent of Pace Analytical Services, LLC.

Pace Analytical Services, LLC
9800 Kincey Ave. Suite 100
Huntersville, NC 28078
(704)875-9092

SAMPLE ANALYTE COUNT

Project: Plant Hammond AP-1
Pace Project No.: 92714158

Lab ID	Sample ID	Method	Analysts	Analytes Reported
92714158001	**HAM-HGWC-7**	EPA 6010D	DRB	6
		EPA 6020B	CW1	13
		EPA 7470A	VB	1
		SM 2540C-2015	DL1	1
		SM 2320B-2011	YEG	3
		SM 4500-S2D-2011	JP1	1
		EPA 300.0 Rev 2.1 1993	CDC	3
92714158002	**HAM-HGWC-8**	EPA 6010D	DRB	6
		EPA 6020B	CW1	13
		EPA 7470A	VB	1
		SM 2540C-2015	DL1	1
		SM 2320B-2011	SMS	3
		SM 4500-S2D-2011	JP1	1
		EPA 300.0 Rev 2.1 1993	CDC	3
92714158003	**HAM-MW-6**	EPA 6010D	DRB	6
		EPA 6020B	CW1	13
		EPA 7470A	VB	1
		SM 2540C-2015	DL1	1
		SM 2320B-2011	SMS	3
		SM 4500-S2D-2011	JP1	1
		EPA 300.0 Rev 2.1 1993	CDC	3
92714158004	**HAM-MW-7**	EPA 6010D	DRB	6
		EPA 6020B	CW1	13
		EPA 7470A	VB	1
		SM 2540C-2015	DL1	1
		SM 2320B-2011	SMS	3
		SM 4500-S2D-2011	JP1	1
		EPA 300.0 Rev 2.1 1993	CDC	3
92714158005	**HAM-MW-20**	EPA 6010D	DRB	6
		EPA 6020B	CW1	13
		EPA 7470A	VB	1
		SM 2540C-2015	DL1	1
		SM 2320B-2011	SMS	3
		SM 4500-S2D-2011	JP1	1
		EPA 300.0 Rev 2.1 1993	CDC	3
92714158006	**HAM-MW-28D**	EPA 6010D	DRB	6
		EPA 6020B	CW1	13

This report shall not be reproduced, except in full,
without the written consent of Pace Analytical Services, LLC.

Pace Analytical Services, LLC
9800 Kincey Ave. Suite 100
Huntersville, NC 28078
(704)875-9092

SAMPLE ANALYTE COUNT

Project: Plant Hammond AP-1
Pace Project No.: 92714158

Lab ID	Sample ID	Method	Analysts	Analytes Reported
		EPA 7470A	VB	1
		SM 2540C-2015	DL1	1
		SM 2320B-2011	SMS	3
		SM 4500-S2D-2011	JP1	1
		EPA 300.0 Rev 2.1 1993	CDC	3
92714158007	**HAM-MW-29**	EPA 6010D	DRB	6
		EPA 6020B	CW1	13
		EPA 7470A	VB	1
		SM 2540C-2015	DL1	1
		SM 2320B-2011	SMS	3
		SM 4500-S2D-2011	JP1	1
		EPA 300.0 Rev 2.1 1993	CDC	3
92714158008	**HAM-AP1-EB-01**	EPA 6010D	DRB	1
		EPA 6020B	CW1	13
		EPA 7470A	VB	1
		SM 2540C-2015	DL1	1
		EPA 300.0 Rev 2.1 1993	CDC	3
92714158009	**HAM-AP1-FB-01**	EPA 6010D	DRB	1
		EPA 6020B	CW1	13
		EPA 7470A	VB	1
		SM 2540C-2015	DL1	1
		EPA 300.0 Rev 2.1 1993	CDC	3
92714158010	**HAM-AP1-FD-01**	EPA 6010D	DRB	6
		EPA 6020B	CW1	13
		EPA 7470A	VB	1
		SM 2540C-2015	DL1	1
		SM 2320B-2011	SMS	3
		SM 4500-S2D-2011	JP1	1
		EPA 300.0 Rev 2.1 1993	CDC	3
92714158011	**HAM-HGWC-09**	EPA 6010D	DRB	6
		EPA 6020B	CW1	13
		EPA 7470A	VB	1
		SM 2540C-2015	DL1	1
		SM 2320B-2011	SMS	3
		SM 4500-S2D-2011	JP1	1
		EPA 300.0 Rev 2.1 1993	CDC	3
92714158012	**HAM-HGWC-10**	EPA 6010D	DRB	6

This report shall not be reproduced, except in full,
without the written consent of Pace Analytical Services, LLC.

Pace Analytical Services, LLC
9800 Kincey Ave. Suite 100
Huntersville, NC 28078
(704)875-9092

SAMPLE ANALYTE COUNT

Project: Plant Hammond AP-1
Pace Project No.: 92714158

Lab ID	Sample ID	Method	Analysts	Analytes Reported
		EPA 6020B	CW1	13
		EPA 7470A	VB	1
		SM 2540C-2015	DL1	1
		SM 2320B-2011	SMS	3
		SM 4500-S2D-2011	JP1	1
		EPA 300.0 Rev 2.1 1993	CDC	3
92714158013	**HAM-HGWC-11**	EPA 6010D	DRB	6
		EPA 6020B	CW1	13
		EPA 7470A	VB	1
		SM 2540C-2015	DL1	1
		SM 2320B-2011	SMS	3
		SM 4500-S2D-2011	JP1	1
		EPA 300.0 Rev 2.1 1993	CDC	3
92714158014	**HAM-HGWC-12**	EPA 6010D	DRB	6
		EPA 6020B	CW1	13
		EPA 7470A	VB	1
		SM 2540C-2015	DL1	1
		SM 2320B-2011	SMS	3
		SM 4500-S2D-2011	JP1	1
		EPA 300.0 Rev 2.1 1993	CDC	3
92714158015	**HAM-MW-5**	EPA 6010D	DRB	6
		EPA 6020B	CW1	13
		EPA 7470A	VB	1
		SM 2540C-2015	DL1	1
		SM 2320B-2011	SMS	3
		SM 4500-S2D-2011	JP1	1
		EPA 300.0 Rev 2.1 1993	CDC	3
92714158016	**HAM-MW-19**	EPA 6010D	DRB	6
		EPA 6020B	CW1	13
		EPA 7470A	VB	1
		SM 2540C-2015	DL1	1
		SM 2320B-2011	SMS	3
		SM 4500-S2D-2011	JP1	1
		EPA 300.0 Rev 2.1 1993	CDC	3
92714158017	**HAM-MW-24D**	EPA 6010D	DRB	6
		EPA 6020B	CW1	13
		EPA 7470A	VB	1

This report shall not be reproduced, except in full,
without the written consent of Pace Analytical Services, LLC.

Pace Analytical Services, LLC
9800 Kincey Ave. Suite 100
Huntersville, NC 28078
(704)875-9092

SAMPLE ANALYTE COUNT

Project: Plant Hammond AP-1
Pace Project No.: 92714158

Lab ID	Sample ID	Method	Analysts	Analytes Reported
		SM 2540C-2015	DL1	1
		SM 2320B-2011	SMS	3
		SM 4500-S2D-2011	JP1	1
		EPA 300.0 Rev 2.1 1993	CDC	3
92714158018	**HAM-MW-25D**	EPA 6010D	DRB	6
		EPA 6020B	CW1	13
		EPA 7470A	VB	1
		SM 2540C-2015	DL1	1
		SM 2320B-2011	SMS	3
		SM 4500-S2D-2011	JP1	1
		EPA 300.0 Rev 2.1 1993	CDC	3
92714158019	**HAM-MW-26D**	EPA 6010D	DRB	6
		EPA 6020B	CW1	13
		EPA 7470A	VB	1
		SM 2540C-2015	DL1	1
		SM 2320B-2011	SMS	3
		SM 4500-S2D-2011	JP1	1
		EPA 300.0 Rev 2.1 1993	CDC	3
92714158020	**HAM-AP1-FD-02**	EPA 6010D	DRB	6
		EPA 6020B	CW1	13
		EPA 7470A	VB	1
		SM 2540C-2015	DL1	1
		SM 2320B-2011	SMS	3
		SM 4500-S2D-2011	JP1	1
		EPA 300.0 Rev 2.1 1993	CDC	3
92714158021	**HAM-AP1-EB-02**	EPA 6010D	DRB	1
		EPA 6020B	CW1	13
		EPA 7470A	VB	1
		SM 2540C-2015	DL1	1
		EPA 300.0 Rev 2.1 1993	CDC	3
92714158022	**HAM-AP1-FB-02**	EPA 6010D	DRB	1
		EPA 6020B	CW1	13
		EPA 7470A	VB	1
		SM 2540C-2015	DL1	1
		EPA 300.0 Rev 2.1 1993	CDC	3
92714158023	**HAM-HGWC-13**	EPA 6010D	DRB	6
		EPA 6020B	CW1	13

This report shall not be reproduced, except in full,
without the written consent of Pace Analytical Services, LLC.

Pace Analytical Services, LLC
9800 Kincey Ave. Suite 100
Huntersville, NC 28078
(704)875-9092

SAMPLE ANALYTE COUNT

Project: Plant Hammond AP-1
Pace Project No.: 92714158

Lab ID	Sample ID	Method	Analysts	Analytes Reported
		EPA 7470A	VB	1
		SM 2540C-2015	DL1	1
		SM 2320B-2011	SMS	3
		SM 4500-S2D-2011	JP1	1
		EPA 300.0 Rev 2.1 1993	CDC	3
92714158024	**HAM-MW-27D**	EPA 6010D	DRB	6
		EPA 6020B	CW1	13
		EPA 7470A	VB	1
		SM 2540C-2015	DL1	1
		SM 2320B-2011	SMS	3
		SM 4500-S2D-2011	JP1	1
		EPA 300.0 Rev 2.1 1993	CDC	3

PASI-A = Pace Analytical Services - Asheville
PASI-GA = Pace Analytical Services - Peachtree Corners, GA

This report shall not be reproduced, except in full,
without the written consent of Pace Analytical Services, LLC.

Pace Analytical Services, LLC
9800 Kincey Ave. Suite 100
Huntersville, NC 28078
(704)875-9092

SUMMARY OF DETECTION

Project: Plant Hammond AP-1
Pace Project No.: 92714158

Lab Sample ID Method	Client Sample ID Parameters	Result	Units	Report Limit	Analyzed	Qualifiers
92714158001	**HAM-HGWC-7**					
EPA 6010D	Manganese	0.22	mg/L	0.040	02/26/24 18:52	
EPA 6010D	Potassium	1.9	mg/L	0.50	02/26/24 18:52	
EPA 6010D	Sodium	9.9	mg/L	1.0	02/26/24 18:52	
EPA 6010D	Calcium	109	mg/L	1.0	02/26/24 18:52	
EPA 6010D	Magnesium	9.6	mg/L	0.050	02/26/24 18:52	
EPA 6020B	Barium	0.067	mg/L	0.0050	02/21/24 18:21	
EPA 6020B	Boron	0.98	mg/L	0.040	02/21/24 18:21	
EPA 6020B	Cobalt	0.00084J	mg/L	0.0050	02/21/24 18:21	
EPA 6020B	Lithium	0.0016J	mg/L	0.030	02/21/24 18:21	
EPA 6020B	Molybdenum	0.028	mg/L	0.010	02/21/24 18:21	
SM 2540C-2015	Total Dissolved Solids	440	mg/L	25.0	02/19/24 17:45	
SM 2320B-2011	Alkalinity,Bicarbonate (CaCO3)	193	mg/L	5.0	02/20/24 19:09	
SM 2320B-2011	Alkalinity, Total as CaCO3	193	mg/L	5.0	02/20/24 19:09	
EPA 300.0 Rev 2.1 1993	Chloride	35.8	mg/L	1.0	02/20/24 04:19	
EPA 300.0 Rev 2.1 1993	Fluoride	0.081J	mg/L	0.10	02/20/24 04:19	
EPA 300.0 Rev 2.1 1993	Sulfate	102	mg/L	2.0	02/20/24 16:27	
92714158002	**HAM-HGWC-8**					
EPA 6010D	Manganese	0.30	mg/L	0.040	03/01/24 17:01	
EPA 6010D	Potassium	6.3	mg/L	0.50	03/01/24 17:01	
EPA 6010D	Sodium	8.7	mg/L	1.0	03/01/24 17:01	
EPA 6010D	Calcium	96.2	mg/L	1.0	03/01/24 17:01	
EPA 6010D	Magnesium	13.3	mg/L	0.050	03/01/24 17:01	
EPA 6020B	Barium	0.048	mg/L	0.0050	02/21/24 18:32	
EPA 6020B	Boron	1.6	mg/L	0.040	02/21/24 18:32	
EPA 6020B	Cadmium	0.00025J	mg/L	0.00050	02/21/24 18:32	
EPA 6020B	Cobalt	0.0016J	mg/L	0.0050	02/21/24 18:32	
EPA 6020B	Molybdenum	0.18	mg/L	0.010	02/21/24 18:32	
SM 2540C-2015	Total Dissolved Solids	407	mg/L	25.0	02/19/24 17:46	
SM 2320B-2011	Alkalinity,Bicarbonate (CaCO3)	100	mg/L	5.0	02/21/24 12:20	
SM 2320B-2011	Alkalinity, Total as CaCO3	100	mg/L	5.0	02/21/24 12:20	
EPA 300.0 Rev 2.1 1993	Chloride	32.9	mg/L	1.0	02/20/24 04:34	
EPA 300.0 Rev 2.1 1993	Fluoride	0.30	mg/L	0.10	02/20/24 04:34	
EPA 300.0 Rev 2.1 1993	Sulfate	137	mg/L	3.0	02/20/24 16:42	
92714158003	**HAM-MW-6**					
EPA 6010D	Iron	0.17	mg/L	0.040	03/01/24 17:04	
EPA 6010D	Manganese	0.40	mg/L	0.040	03/01/24 17:04	
EPA 6010D	Potassium	1.3	mg/L	0.50	03/01/24 17:04	
EPA 6010D	Sodium	11.8	mg/L	1.0	03/01/24 17:04	
EPA 6010D	Calcium	174	mg/L	1.0	03/01/24 17:04	
EPA 6010D	Magnesium	13.8	mg/L	0.050	03/01/24 17:04	
EPA 6020B	Barium	0.067	mg/L	0.0050	02/21/24 18:36	
EPA 6020B	Boron	0.65	mg/L	0.040	02/21/24 18:36	
EPA 6020B	Cobalt	0.00035J	mg/L	0.0050	02/21/24 18:36	
EPA 6020B	Molybdenum	0.0025J	mg/L	0.010	02/21/24 18:36	
EPA 6020B	Selenium	0.0013J	mg/L	0.0050	02/21/24 18:36	
SM 2540C-2015	Total Dissolved Solids	633	mg/L	25.0	02/19/24 17:47	

This report shall not be reproduced, except in full,
without the written consent of Pace Analytical Services, LLC.

Pace Analytical Services, LLC
9800 Kincey Ave. Suite 100
Huntersville, NC 28078
(704)875-9092

SUMMARY OF DETECTION

Project: Plant Hammond AP-1
Pace Project No.: 92714158

Lab Sample ID Method	Client Sample ID Parameters	Result	Units	Report Limit	Analyzed	Qualifiers
92714158003	**HAM-MW-6**					
SM 2320B-2011	Alkalinity,Bicarbonate (CaCO3)	274	mg/L	5.0	02/21/24 14:40	
SM 2320B-2011	Alkalinity, Total as CaCO3	274	mg/L	5.0	02/21/24 14:40	
EPA 300.0 Rev 2.1 1993	Chloride	24.7	mg/L	1.0	02/20/24 04:49	
EPA 300.0 Rev 2.1 1993	Fluoride	0.076J	mg/L	0.10	02/20/24 04:49	
EPA 300.0 Rev 2.1 1993	Sulfate	189	mg/L	4.0	02/20/24 16:57	
92714158004	**HAM-MW-7**					
EPA 6010D	Iron	0.073	mg/L	0.040	03/01/24 17:07	
EPA 6010D	Potassium	0.78	mg/L	0.50	03/01/24 17:07	
EPA 6010D	Sodium	4.6	mg/L	1.0	03/01/24 17:07	
EPA 6010D	Calcium	25.4	mg/L	1.0	03/01/24 17:07	
EPA 6010D	Magnesium	2.9	mg/L	0.050	03/01/24 17:07	
EPA 6020B	Barium	0.042	mg/L	0.0050	02/21/24 18:40	
EPA 6020B	Boron	0.038J	mg/L	0.040	02/21/24 18:40	
SM 2540C-2015	Total Dissolved Solids	113	mg/L	25.0	02/19/24 17:47	
SM 2320B-2011	Alkalinity,Bicarbonate (CaCO3)	55.0	mg/L	5.0	02/21/24 12:38	
SM 2320B-2011	Alkalinity, Total as CaCO3	55.0	mg/L	5.0	02/21/24 12:38	
EPA 300.0 Rev 2.1 1993	Chloride	0.74J	mg/L	1.0	02/20/24 05:05	
EPA 300.0 Rev 2.1 1993	Fluoride	0.053J	mg/L	0.10	02/20/24 05:05	
EPA 300.0 Rev 2.1 1993	Sulfate	24.5	mg/L	1.0	02/20/24 05:05	
92714158005	**HAM-MW-20**					
EPA 6010D	Iron	2.3	mg/L	0.040	03/01/24 17:10	
EPA 6010D	Manganese	0.11	mg/L	0.040	03/01/24 17:10	
EPA 6010D	Potassium	0.28J	mg/L	0.50	03/01/24 17:10	
EPA 6010D	Sodium	11.4	mg/L	1.0	03/01/24 17:10	
EPA 6010D	Calcium	128	mg/L	1.0	03/01/24 17:10	
EPA 6010D	Magnesium	9.4	mg/L	0.050	03/01/24 17:10	
EPA 6020B	Barium	0.095	mg/L	0.0050	02/21/24 18:44	
EPA 6020B	Boron	0.12	mg/L	0.040	02/21/24 18:44	
SM 2540C-2015	Total Dissolved Solids	459	mg/L	25.0	02/19/24 17:47	
SM 2320B-2011	Alkalinity,Bicarbonate (CaCO3)	213	mg/L	5.0	02/21/24 12:45	
SM 2320B-2011	Alkalinity, Total as CaCO3	213	mg/L	5.0	02/21/24 12:45	
EPA 300.0 Rev 2.1 1993	Chloride	30.2	mg/L	1.0	02/20/24 05:20	
EPA 300.0 Rev 2.1 1993	Fluoride	0.060J	mg/L	0.10	02/20/24 05:20	
EPA 300.0 Rev 2.1 1993	Sulfate	104	mg/L	2.0	02/20/24 17:12	
92714158006	**HAM-MW-28D**					
EPA 6010D	Iron	0.044	mg/L	0.040	03/01/24 17:17	
EPA 6010D	Manganese	0.098	mg/L	0.040	03/01/24 17:17	
EPA 6010D	Potassium	1.1	mg/L	0.50	03/01/24 17:17	
EPA 6010D	Sodium	13.3	mg/L	1.0	03/01/24 17:17	
EPA 6010D	Calcium	70.3	mg/L	1.0	03/01/24 17:17	
EPA 6010D	Magnesium	24.1	mg/L	0.050	03/01/24 17:17	
EPA 6020B	Barium	0.61	mg/L	0.0050	02/21/24 18:47	
EPA 6020B	Boron	0.41	mg/L	0.040	02/21/24 18:47	
EPA 6020B	Lithium	0.0078J	mg/L	0.030	02/21/24 18:47	
EPA 6020B	Molybdenum	0.0053J	mg/L	0.010	02/21/24 18:47	
SM 2540C-2015	Total Dissolved Solids	356	mg/L	25.0	02/19/24 17:48	

This report shall not be reproduced, except in full,
without the written consent of Pace Analytical Services, LLC.

Pace Analytical Services, LLC
9800 Kincey Ave. Suite 100
Huntersville, NC 28078
(704)875-9092

SUMMARY OF DETECTION

Project: Plant Hammond AP-1
Pace Project No.: 92714158

Lab Sample ID Method	Client Sample ID Parameters	Result	Units	Report Limit	Analyzed	Qualifiers
92714158006	**HAM-MW-28D**					
SM 2320B-2011	Alkalinity,Bicarbonate (CaCO3)	211	mg/L	5.0	02/21/24 12:58	
SM 2320B-2011	Alkalinity, Total as CaCO3	211	mg/L	5.0	02/21/24 12:58	
SM 4500-S2D-2011	Sulfide	0.18	mg/L	0.10	02/21/24 03:19	
EPA 300.0 Rev 2.1 1993	Chloride	23.4	mg/L	1.0	02/20/24 05:35	
EPA 300.0 Rev 2.1 1993	Fluoride	0.16	mg/L	0.10	02/20/24 05:35	
EPA 300.0 Rev 2.1 1993	Sulfate	61.6	mg/L	1.0	02/20/24 05:35	
92714158007	**HAM-MW-29**					
EPA 6010D	Iron	0.064	mg/L	0.040	03/01/24 17:20	
EPA 6010D	Manganese	0.89	mg/L	0.040	03/01/24 17:20	
EPA 6010D	Potassium	1.1	mg/L	0.50	03/01/24 17:20	
EPA 6010D	Sodium	11.5	mg/L	1.0	03/01/24 17:20	
EPA 6010D	Calcium	146	mg/L	1.0	03/01/24 17:20	
EPA 6010D	Magnesium	12.4	mg/L	0.050	03/01/24 17:20	
EPA 6020B	Barium	0.065	mg/L	0.0050	02/21/24 18:51	
EPA 6020B	Boron	1.1	mg/L	0.040	02/21/24 18:51	
EPA 6020B	Cadmium	0.00053	mg/L	0.00050	02/21/24 18:51	
EPA 6020B	Cobalt	0.00052J	mg/L	0.0050	02/21/24 18:51	
EPA 6020B	Lithium	0.0021J	mg/L	0.030	02/21/24 18:51	
EPA 6020B	Molybdenum	0.0020J	mg/L	0.010	02/21/24 18:51	
SM 2540C-2015	Total Dissolved Solids	612	mg/L	25.0	02/19/24 17:48	
SM 2320B-2011	Alkalinity,Bicarbonate (CaCO3)	185	mg/L	5.0	02/21/24 13:12	
SM 2320B-2011	Alkalinity, Total as CaCO3	185	mg/L	5.0	02/21/24 13:12	
EPA 300.0 Rev 2.1 1993	Chloride	56.3	mg/L	1.0	02/20/24 06:21	
EPA 300.0 Rev 2.1 1993	Fluoride	0.058J	mg/L	0.10	02/20/24 06:21	
EPA 300.0 Rev 2.1 1993	Sulfate	146	mg/L	3.0	02/20/24 17:27	
92714158008	**HAM-AP1-EB-01**					
EPA 6010D	Calcium	0.26J	mg/L	1.0	02/26/24 19:11	
SM 2540C-2015	Total Dissolved Solids	205	mg/L	25.0	02/19/24 17:48	
92714158010	**HAM-AP1-FD-01**					
EPA 6010D	Iron	0.095	mg/L	0.040	03/01/24 17:23	
EPA 6010D	Manganese	0.87	mg/L	0.040	03/01/24 17:23	
EPA 6010D	Potassium	1.1	mg/L	0.50	03/01/24 17:23	
EPA 6010D	Sodium	11.1	mg/L	1.0	03/01/24 17:23	
EPA 6010D	Calcium	140	mg/L	1.0	03/01/24 17:23	
EPA 6010D	Magnesium	11.9	mg/L	0.050	03/01/24 17:23	
EPA 6020B	Barium	0.062	mg/L	0.0050	02/21/24 19:02	
EPA 6020B	Boron	1.1	mg/L	0.040	02/21/24 19:02	
EPA 6020B	Cadmium	0.00058	mg/L	0.00050	02/21/24 19:02	
EPA 6020B	Cobalt	0.00051J	mg/L	0.0050	02/21/24 19:02	
EPA 6020B	Lithium	0.0020J	mg/L	0.030	02/21/24 19:02	
EPA 6020B	Molybdenum	0.0019J	mg/L	0.010	02/21/24 19:02	
EPA 7470A	Mercury	0.00021	mg/L	0.00020	02/27/24 10:30	
SM 2540C-2015	Total Dissolved Solids	545	mg/L	25.0	02/19/24 17:49	
SM 2320B-2011	Alkalinity,Bicarbonate (CaCO3)	187	mg/L	5.0	02/21/24 13:24	
SM 2320B-2011	Alkalinity, Total as CaCO3	187	mg/L	5.0	02/21/24 13:24	
EPA 300.0 Rev 2.1 1993	Chloride	56.3	mg/L	1.0	02/20/24 07:07	M1

This report shall not be reproduced, except in full,
without the written consent of Pace Analytical Services, LLC.

Pace Analytical Services, LLC
9800 Kincey Ave. Suite 100
Huntersville, NC 28078
(704)875-9092

SUMMARY OF DETECTION

Project: Plant Hammond AP-1
Pace Project No.: 92714158

Lab Sample ID Method	Client Sample ID Parameters	Result	Units	Report Limit	Analyzed	Qualifiers
92714158010	**HAM-AP1-FD-01**					
EPA 300.0 Rev 2.1 1993	Fluoride	0.057J	mg/L	0.10	02/20/24 07:07	
EPA 300.0 Rev 2.1 1993	Sulfate	146	mg/L	3.0	02/20/24 17:42	M1
92714158011	**HAM-HGWC-09**					
EPA 6010D	Iron	0.096	mg/L	0.040	03/01/24 17:26	
EPA 6010D	Manganese	0.48	mg/L	0.040	03/01/24 17:26	
EPA 6010D	Potassium	3.2	mg/L	0.50	03/01/24 17:26	
EPA 6010D	Sodium	12.8	mg/L	1.0	03/01/24 17:26	
EPA 6010D	Calcium	148	mg/L	1.0	03/01/24 17:26	
EPA 6010D	Magnesium	17.7	mg/L	0.050	03/01/24 17:26	
EPA 6020B	Barium	0.054	mg/L	0.0050	02/21/24 19:06	
EPA 6020B	Boron	2.1	mg/L	0.040	02/21/24 19:06	
EPA 6020B	Cobalt	0.0010J	mg/L	0.0050	02/21/24 19:06	
EPA 6020B	Lithium	0.0031J	mg/L	0.030	02/21/24 19:06	
EPA 6020B	Molybdenum	0.010	mg/L	0.010	02/21/24 19:06	
SM 2540C-2015	Total Dissolved Solids	663	mg/L	25.0	02/20/24 12:58	
SM 2320B-2011	Alkalinity,Bicarbonate (CaCO3)	142	mg/L	5.0	02/21/24 20:42	
SM 2320B-2011	Alkalinity, Total as CaCO3	142	mg/L	5.0	02/21/24 20:42	
EPA 300.0 Rev 2.1 1993	Chloride	83.2	mg/L	1.0	02/20/24 07:53	
EPA 300.0 Rev 2.1 1993	Fluoride	0.087J	mg/L	0.10	02/20/24 07:53	
EPA 300.0 Rev 2.1 1993	Sulfate	199	mg/L	4.0	02/20/24 18:58	
92714158012	**HAM-HGWC-10**					
EPA 6010D	Potassium	4.6	mg/L	0.50	03/01/24 17:29	
EPA 6010D	Sodium	3.7	mg/L	1.0	03/01/24 17:29	
EPA 6010D	Calcium	68.4	mg/L	1.0	03/01/24 17:29	
EPA 6010D	Magnesium	4.4	mg/L	0.050	03/01/24 17:29	
EPA 6020B	Barium	0.048	mg/L	0.0050	02/21/24 19:17	
EPA 6020B	Boron	0.089	mg/L	0.040	02/21/24 19:17	
EPA 6020B	Selenium	0.0038J	mg/L	0.0050	02/21/24 19:17	
SM 2540C-2015	Total Dissolved Solids	229	mg/L	25.0	02/20/24 12:59	
SM 2320B-2011	Alkalinity,Bicarbonate (CaCO3)	131	mg/L	5.0	02/21/24 20:52	
SM 2320B-2011	Alkalinity, Total as CaCO3	131	mg/L	5.0	02/21/24 20:52	
EPA 300.0 Rev 2.1 1993	Chloride	2.6	mg/L	1.0	02/20/24 08:08	
EPA 300.0 Rev 2.1 1993	Fluoride	0.12	mg/L	0.10	02/20/24 08:08	
EPA 300.0 Rev 2.1 1993	Sulfate	51.2	mg/L	1.0	02/20/24 08:08	
92714158013	**HAM-HGWC-11**					
EPA 6010D	Iron	0.032J	mg/L	0.040	03/01/24 17:31	
EPA 6010D	Manganese	0.013J	mg/L	0.040	03/01/24 17:31	
EPA 6010D	Potassium	3.7	mg/L	0.50	03/01/24 17:31	
EPA 6010D	Sodium	5.5	mg/L	1.0	03/01/24 17:31	
EPA 6010D	Calcium	125	mg/L	1.0	03/01/24 17:31	
EPA 6010D	Magnesium	14.1	mg/L	0.050	03/01/24 17:31	
EPA 6020B	Barium	0.037	mg/L	0.0050	02/21/24 19:21	
EPA 6020B	Boron	0.85	mg/L	0.040	02/21/24 19:21	
EPA 6020B	Molybdenum	0.029	mg/L	0.010	02/21/24 19:21	
EPA 6020B	Selenium	0.0063	mg/L	0.0050	02/21/24 19:21	
SM 2540C-2015	Total Dissolved Solids	491	mg/L	25.0	02/20/24 12:59	

This report shall not be reproduced, except in full,
without the written consent of Pace Analytical Services, LLC.

Pace Analytical Services, LLC
9800 Kincey Ave. Suite 100
Huntersville, NC 28078
(704)875-9092

SUMMARY OF DETECTION

Project: Plant Hammond AP-1
Pace Project No.: 92714158

Lab Sample ID Method	Client Sample ID Parameters	Result	Units	Report Limit	Analyzed	Qualifiers
92714158013	**HAM-HGWC-11**					
SM 2320B-2011	Alkalinity,Bicarbonate (CaCO3)	131	mg/L	5.0	02/21/24 21:12	
SM 2320B-2011	Alkalinity, Total as CaCO3	131	mg/L	5.0	02/21/24 21:12	
EPA 300.0 Rev 2.1 1993	Chloride	14.5	mg/L	1.0	02/20/24 08:24	
EPA 300.0 Rev 2.1 1993	Fluoride	0.21	mg/L	0.10	02/20/24 08:24	
EPA 300.0 Rev 2.1 1993	Sulfate	208	mg/L	5.0	02/20/24 19:13	
92714158014	**HAM-HGWC-12**					
EPA 6010D	Iron	0.055	mg/L	0.040	03/01/24 17:34	
EPA 6010D	Manganese	1.6	mg/L	0.040	03/01/24 17:34	
EPA 6010D	Potassium	7.6	mg/L	0.50	03/01/24 17:34	
EPA 6010D	Sodium	9.0	mg/L	1.0	03/01/24 17:34	
EPA 6010D	Calcium	171	mg/L	1.0	03/01/24 17:34	
EPA 6010D	Magnesium	16.6	mg/L	0.050	03/01/24 17:34	
EPA 6020B	Arsenic	0.0027J	mg/L	0.0050	02/21/24 19:25	
EPA 6020B	Barium	0.068	mg/L	0.0050	02/21/24 19:25	
EPA 6020B	Boron	1.8	mg/L	0.040	02/21/24 19:25	
EPA 6020B	Cobalt	0.0013J	mg/L	0.0050	02/21/24 19:25	
EPA 6020B	Lithium	0.0080J	mg/L	0.030	02/21/24 19:25	
EPA 6020B	Molybdenum	0.046	mg/L	0.010	02/21/24 19:25	
SM 2540C-2015	Total Dissolved Solids	660	mg/L	25.0	02/20/24 12:59	
SM 2320B-2011	Alkalinity,Bicarbonate (CaCO3)	195	mg/L	5.0	02/21/24 21:22	
SM 2320B-2011	Alkalinity, Total as CaCO3	195	mg/L	5.0	02/21/24 21:22	
EPA 300.0 Rev 2.1 1993	Chloride	37.7	mg/L	1.0	02/20/24 08:39	
EPA 300.0 Rev 2.1 1993	Fluoride	0.19	mg/L	0.10	02/20/24 08:39	
EPA 300.0 Rev 2.1 1993	Sulfate	240	mg/L	5.0	02/20/24 19:28	
92714158015	**HAM-MW-5**					
EPA 6010D	Potassium	0.84	mg/L	0.50	03/01/24 20:15	
EPA 6010D	Sodium	14.5	mg/L	1.0	03/01/24 20:15	
EPA 6010D	Calcium	72.9	mg/L	1.0	03/01/24 20:15	
EPA 6010D	Magnesium	8.5	mg/L	0.050	03/01/24 20:15	
EPA 6020B	Barium	0.039	mg/L	0.0050	02/21/24 19:28	
EPA 6020B	Boron	0.046	mg/L	0.040	02/21/24 19:28	
EPA 6020B	Chromium	0.0029J	mg/L	0.0050	02/21/24 19:28	
EPA 6020B	Selenium	0.0043J	mg/L	0.0050	02/21/24 19:28	
SM 2540C-2015	Total Dissolved Solids	328	mg/L	25.0	02/20/24 13:00	
SM 2320B-2011	Alkalinity,Bicarbonate (CaCO3)	127	mg/L	5.0	02/21/24 21:35	
SM 2320B-2011	Alkalinity, Total as CaCO3	127	mg/L	5.0	02/21/24 21:35	
EPA 300.0 Rev 2.1 1993	Chloride	0.95J	mg/L	1.0	02/20/24 09:25	
EPA 300.0 Rev 2.1 1993	Fluoride	0.086J	mg/L	0.10	02/20/24 09:25	
EPA 300.0 Rev 2.1 1993	Sulfate	110	mg/L	2.0	02/20/24 19:43	
92714158016	**HAM-MW-19**					
EPA 6010D	Iron	0.25	mg/L	0.040	03/01/24 17:37	
EPA 6010D	Manganese	1.2	mg/L	0.040	03/01/24 17:37	
EPA 6010D	Potassium	1.0	mg/L	0.50	03/01/24 17:37	
EPA 6010D	Sodium	5.0	mg/L	1.0	03/01/24 17:37	
EPA 6010D	Calcium	109	mg/L	1.0	03/01/24 17:37	
EPA 6010D	Magnesium	10.8	mg/L	0.050	03/01/24 17:37	

This report shall not be reproduced, except in full,
without the written consent of Pace Analytical Services, LLC.

Pace Analytical Services, LLC
9800 Kincey Ave. Suite 100
Huntersville, NC 28078
(704)875-9092

SUMMARY OF DETECTION

Project: Plant Hammond AP-1
Pace Project No.: 92714158

Lab Sample ID Method	Client Sample ID Parameters	Result	Units	Report Limit	Analyzed	Qualifiers
92714158016	**HAM-MW-19**					
EPA 6020B	Barium	0.030	mg/L	0.0050	02/21/24 19:32	
EPA 6020B	Boron	0.25	mg/L	0.040	02/21/24 19:32	
EPA 6020B	Cobalt	0.011	mg/L	0.0050	02/21/24 19:32	
EPA 6020B	Selenium	0.0082	mg/L	0.0050	02/21/24 19:32	
SM 2540C-2015	Total Dissolved Solids	402	mg/L	25.0	02/20/24 13:00	
SM 2320B-2011	Alkalinity,Bicarbonate (CaCO3)	128	mg/L	5.0	02/21/24 21:46	
SM 2320B-2011	Alkalinity, Total as CaCO3	128	mg/L	5.0	02/21/24 21:46	
EPA 300.0 Rev 2.1 1993	Chloride	7.5	mg/L	1.0	02/20/24 09:40	
EPA 300.0 Rev 2.1 1993	Fluoride	0.060J	mg/L	0.10	02/20/24 09:40	
EPA 300.0 Rev 2.1 1993	Sulfate	161	mg/L	3.0	02/20/24 19:58	
92714158017	**HAM-MW-24D**					
EPA 6010D	Iron	0.14	mg/L	0.040	03/01/24 17:39	
EPA 6010D	Manganese	0.028J	mg/L	0.040	03/01/24 17:39	
EPA 6010D	Potassium	1.5	mg/L	0.50	03/01/24 17:39	
EPA 6010D	Sodium	9.8	mg/L	1.0	03/01/24 17:39	
EPA 6010D	Calcium	84.0	mg/L	1.0	03/01/24 17:39	
EPA 6010D	Magnesium	10.8	mg/L	0.050	03/01/24 17:39	
EPA 6020B	Barium	0.034	mg/L	0.0050	02/23/24 15:04	
EPA 6020B	Boron	0.38	mg/L	0.040	02/23/24 15:04	
EPA 6020B	Lithium	0.0031J	mg/L	0.030	02/23/24 15:04	
EPA 6020B	Molybdenum	0.0085J	mg/L	0.010	02/23/24 15:04	
SM 2540C-2015	Total Dissolved Solids	343	mg/L	25.0	02/20/24 13:00	
SM 2320B-2011	Alkalinity,Bicarbonate (CaCO3)	103	mg/L	5.0	02/21/24 21:57	
SM 2320B-2011	Alkalinity, Total as CaCO3	103	mg/L	5.0	02/21/24 21:57	
EPA 300.0 Rev 2.1 1993	Chloride	27.8	mg/L	1.0	02/20/24 09:55	
EPA 300.0 Rev 2.1 1993	Fluoride	0.12	mg/L	0.10	02/20/24 09:55	
EPA 300.0 Rev 2.1 1993	Sulfate	115	mg/L	2.0	02/20/24 20:13	
92714158018	**HAM-MW-25D**					
EPA 6010D	Iron	0.45	mg/L	0.040	03/01/24 17:52	
EPA 6010D	Manganese	0.018J	mg/L	0.040	03/01/24 17:52	
EPA 6010D	Potassium	0.53	mg/L	0.50	03/01/24 17:52	
EPA 6010D	Sodium	100	mg/L	1.0	03/01/24 17:52	M1
EPA 6010D	Calcium	23.5	mg/L	1.0	03/01/24 17:52	M1
EPA 6010D	Magnesium	10.5	mg/L	0.050	03/01/24 17:52	
EPA 6020B	Barium	0.69	mg/L	0.0050	02/23/24 15:08	
EPA 6020B	Boron	0.30	mg/L	0.040	02/23/24 15:08	
EPA 6020B	Lithium	0.038	mg/L	0.030	02/23/24 15:08	
SM 2540C-2015	Total Dissolved Solids	334	mg/L	25.0	02/21/24 18:05	
SM 2320B-2011	Alkalinity,Bicarbonate (CaCO3)	302	mg/L	5.0	02/22/24 20:07	
SM 2320B-2011	Alkalinity, Total as CaCO3	302	mg/L	5.0	02/22/24 20:07	
SM 4500-S2D-2011	Sulfide	0.19	mg/L	0.10	02/21/24 03:31	
EPA 300.0 Rev 2.1 1993	Chloride	14.0	mg/L	1.0	02/20/24 10:11	
EPA 300.0 Rev 2.1 1993	Fluoride	1.4	mg/L	0.10	02/20/24 10:11	
92714158019	**HAM-MW-26D**					
EPA 6010D	Iron	0.10	mg/L	0.040	03/01/24 17:59	
EPA 6010D	Manganese	0.27	mg/L	0.040	03/01/24 17:59	

This report shall not be reproduced, except in full,
without the written consent of Pace Analytical Services, LLC.

Pace Analytical Services, LLC
9800 Kincey Ave. Suite 100
Huntersville, NC 28078
(704)875-9092

SUMMARY OF DETECTION

Project: Plant Hammond AP-1
Pace Project No.: 92714158

Lab Sample ID Method	Client Sample ID Parameters	Result	Units	Report Limit	Analyzed	Qualifiers
92714158019	**HAM-MW-26D**					
EPA 6010D	Potassium	3.1	mg/L	0.50	03/01/24 17:59	
EPA 6010D	Sodium	12.4	mg/L	1.0	03/01/24 17:59	
EPA 6010D	Calcium	181	mg/L	1.0	03/01/24 17:59	
EPA 6010D	Magnesium	18.1	mg/L	0.050	03/01/24 17:59	
EPA 6020B	Barium	0.058	mg/L	0.0050	02/23/24 15:11	
EPA 6020B	Boron	1.7	mg/L	0.040	02/23/24 15:11	
EPA 6020B	Cobalt	0.00054J	mg/L	0.0050	02/23/24 15:11	
EPA 6020B	Lithium	0.0035J	mg/L	0.030	02/23/24 15:11	
EPA 6020B	Molybdenum	0.025	mg/L	0.010	02/23/24 15:11	
SM 2540C-2015	Total Dissolved Solids	666	mg/L	25.0	02/21/24 18:05	
SM 2320B-2011	Alkalinity,Bicarbonate (CaCO3)	188	mg/L	5.0	02/21/24 22:13	
SM 2320B-2011	Alkalinity, Total as CaCO3	188	mg/L	5.0	02/21/24 22:13	
EPA 300.0 Rev 2.1 1993	Chloride	73.7	mg/L	1.0	02/20/24 10:26	
EPA 300.0 Rev 2.1 1993	Fluoride	0.097J	mg/L	0.10	02/20/24 10:26	
EPA 300.0 Rev 2.1 1993	Sulfate	219	mg/L	5.0	02/20/24 20:28	
92714158020	**HAM-AP1-FD-02**					
EPA 6010D	Iron	0.044	mg/L	0.040	03/01/24 18:02	
EPA 6010D	Manganese	1.7	mg/L	0.040	03/01/24 18:02	
EPA 6010D	Potassium	7.6	mg/L	0.50	03/01/24 18:02	
EPA 6010D	Sodium	9.2	mg/L	1.0	03/01/24 18:02	
EPA 6010D	Calcium	173	mg/L	1.0	03/01/24 18:02	
EPA 6010D	Magnesium	16.7	mg/L	0.050	03/01/24 18:02	
EPA 6020B	Arsenic	0.0028J	mg/L	0.0050	02/23/24 15:15	
EPA 6020B	Barium	0.068	mg/L	0.0050	02/23/24 15:15	
EPA 6020B	Boron	1.6	mg/L	0.040	02/23/24 15:15	
EPA 6020B	Cobalt	0.0012J	mg/L	0.0050	02/23/24 15:15	
EPA 6020B	Lithium	0.0071J	mg/L	0.030	02/23/24 15:15	
EPA 6020B	Molybdenum	0.046	mg/L	0.010	02/23/24 15:15	
SM 2540C-2015	Total Dissolved Solids	699	mg/L	25.0	02/21/24 18:05	
SM 2320B-2011	Alkalinity,Bicarbonate (CaCO3)	194	mg/L	5.0	02/21/24 22:26	
SM 2320B-2011	Alkalinity, Total as CaCO3	194	mg/L	5.0	02/21/24 22:26	
EPA 300.0 Rev 2.1 1993	Chloride	37.6	mg/L	1.0	02/20/24 10:41	
EPA 300.0 Rev 2.1 1993	Fluoride	0.19	mg/L	0.10	02/20/24 10:41	
EPA 300.0 Rev 2.1 1993	Sulfate	239	mg/L	5.0	02/20/24 20:43	
92714158021	**HAM-AP1-EB-02**					
EPA 6020B	Antimony	0.00064J	mg/L	0.0030	02/23/24 15:30	
EPA 6020B	Boron	0.024J	mg/L	0.040	02/23/24 15:30	
SM 2540C-2015	Total Dissolved Solids	61.0	mg/L	25.0	02/21/24 18:05	
92714158022	**HAM-AP1-FB-02**					
SM 2540C-2015	Total Dissolved Solids	34.0	mg/L	25.0	02/21/24 18:05	
92714158023	**HAM-HGWC-13**					
EPA 6010D	Iron	12.4	mg/L	0.040	02/28/24 18:03	
EPA 6010D	Manganese	7.8	mg/L	0.040	02/28/24 18:03	
EPA 6010D	Potassium	6.3	mg/L	0.50	02/28/24 18:03	
EPA 6010D	Calcium	152	mg/L	1.0	02/28/24 18:03	

This report shall not be reproduced, except in full,
without the written consent of Pace Analytical Services, LLC.

Pace Analytical Services, LLC
9800 Kincey Ave. Suite 100
Huntersville, NC 28078
(704)875-9092

SUMMARY OF DETECTION

Project: Plant Hammond AP-1
Pace Project No.: 92714158

Lab Sample ID Method	Client Sample ID Parameters	Result	Units	Report Limit	Analyzed	Qualifiers
92714158023	**HAM-HGWC-13**					
EPA 6010D	Magnesium	19.0	mg/L	0.050	02/28/24 18:03	
EPA 6010D	Sodium	7.6	mg/L	1.0	03/01/24 16:56	
EPA 6020B	Arsenic	0.50	mg/L	0.0050	02/26/24 14:22	
EPA 6020B	Barium	0.056	mg/L	0.0050	02/26/24 14:22	
EPA 6020B	Boron	1.0	mg/L	0.040	02/26/24 14:22	
EPA 6020B	Cobalt	0.023	mg/L	0.0050	02/26/24 14:22	
EPA 6020B	Lithium	0.052	mg/L	0.030	02/26/24 14:22	
EPA 6020B	Molybdenum	0.013	mg/L	0.010	02/26/24 14:22	
SM 2540C-2015	Total Dissolved Solids	666	mg/L	25.0	02/23/24 13:31	
SM 2320B-2011	Alkalinity,Bicarbonate (CaCO3)	142	mg/L	5.0	02/23/24 15:02	
SM 2320B-2011	Alkalinity, Total as CaCO3	142	mg/L	5.0	02/23/24 15:02	
EPA 300.0 Rev 2.1 1993	Chloride	16.7	mg/L	1.0	02/22/24 10:30	
EPA 300.0 Rev 2.1 1993	Fluoride	0.33	mg/L	0.10	02/22/24 10:30	
EPA 300.0 Rev 2.1 1993	Sulfate	285	mg/L	6.0	02/22/24 15:01	
92714158024	**HAM-MW-27D**					
EPA 6010D	Sodium	28.0	mg/L	1.0	03/01/24 16:59	
EPA 6010D	Iron	0.13	mg/L	0.040	02/28/24 18:05	
EPA 6010D	Manganese	0.049	mg/L	0.040	02/28/24 18:05	
EPA 6010D	Potassium	1.6	mg/L	0.50	02/28/24 18:05	
EPA 6010D	Calcium	26.5	mg/L	1.0	02/28/24 18:05	
EPA 6010D	Magnesium	13.1	mg/L	0.050	02/28/24 18:05	
EPA 6020B	Barium	0.65	mg/L	0.0050	02/26/24 14:25	
EPA 6020B	Boron	0.12	mg/L	0.040	02/26/24 14:25	
EPA 6020B	Lithium	0.011J	mg/L	0.030	02/26/24 14:25	
EPA 6020B	Molybdenum	0.0052J	mg/L	0.010	02/26/24 14:25	
SM 2540C-2015	Total Dissolved Solids	348	mg/L	25.0	02/23/24 13:32	D6
SM 2320B-2011	Alkalinity,Bicarbonate (CaCO3)	100	mg/L	5.0	02/23/24 15:13	
SM 2320B-2011	Alkalinity,Carbonate (CaCO3)	10.2	mg/L	5.0	02/23/24 15:13	
SM 2320B-2011	Alkalinity, Total as CaCO3	111	mg/L	5.0	02/23/24 15:13	
EPA 300.0 Rev 2.1 1993	Chloride	35.8	mg/L	1.0	02/22/24 10:44	
EPA 300.0 Rev 2.1 1993	Fluoride	0.20	mg/L	0.10	02/22/24 10:44	
EPA 300.0 Rev 2.1 1993	Sulfate	6.7	mg/L	1.0	02/22/24 10:44	

This report shall not be reproduced, except in full,
without the written consent of Pace Analytical Services, LLC.

Pace Analytical Services, LLC
9800 Kincey Ave. Suite 100
Huntersville, NC 28078
(704)875-9092

ANALYTICAL RESULTS

Project: Plant Hammond AP-1
Pace Project No.: 92714158

Sample: HAM-HGWC-7 **Lab ID: 92714158001** Collected: 02/14/24 13:35 Received: 02/16/24 16:00 Matrix: Water

Parameters	Results	Units	Report Limit	MDL	DF	Prepared	Analyzed	CAS No.	Qual
6010D ATL ICP	Analytical Method: EPA 6010D Preparation Method: EPA 3010A								
	Pace Analytical Services - Peachtree Corners, GA								
Iron	ND	mg/L	0.040	0.025	1	02/20/24 19:04	02/26/24 18:52	7439-89-6	
Manganese	**0.22**	mg/L	0.040	0.011	1	02/20/24 19:04	02/26/24 18:52	7439-96-5	
Potassium	**1.9**	mg/L	0.50	0.15	1	02/20/24 19:04	02/26/24 18:52	7440-09-7	
Sodium	**9.9**	mg/L	1.0	0.58	1	02/20/24 19:04	02/26/24 18:52	7440-23-5	
Calcium	**109**	mg/L	1.0	0.12	1	02/20/24 19:04	02/26/24 18:52	7440-70-2	
Magnesium	**9.6**	mg/L	0.050	0.012	1	02/20/24 19:04	02/26/24 18:52	7439-95-4	
6020 MET ICPMS	Analytical Method: EPA 6020B Preparation Method: EPA 3005A								
	Pace Analytical Services - Peachtree Corners, GA								
Antimony	ND	mg/L	0.0030	0.00054	1	02/20/24 14:39	02/21/24 18:21	7440-36-0	
Arsenic	ND	mg/L	0.0050	0.00084	1	02/20/24 14:39	02/21/24 18:21	7440-38-2	
Barium	**0.067**	mg/L	0.0050	0.00047	1	02/20/24 14:39	02/21/24 18:21	7440-39-3	
Beryllium	ND	mg/L	0.00050	0.000094	1	02/20/24 14:39	02/21/24 18:21	7440-41-7	
Boron	**0.98**	mg/L	0.040	0.012	1	02/20/24 14:39	02/21/24 18:21	7440-42-8	
Cadmium	ND	mg/L	0.00050	0.00010	1	02/20/24 14:39	02/21/24 18:21	7440-43-9	
Chromium	ND	mg/L	0.0050	0.0019	1	02/20/24 14:39	02/21/24 18:21	7440-47-3	
Cobalt	**0.00084J**	mg/L	0.0050	0.00032	1	02/20/24 14:39	02/21/24 18:21	7440-48-4	
Lead	ND	mg/L	0.0010	0.00016	1	02/20/24 14:39	02/21/24 18:21	7439-92-1	
Lithium	**0.0016J**	mg/L	0.030	0.0016	1	02/20/24 14:39	02/21/24 18:21	7439-93-2	
Molybdenum	**0.028**	mg/L	0.010	0.00062	1	02/20/24 14:39	02/21/24 18:21	7439-98-7	
Selenium	ND	mg/L	0.0050	0.00096	1	02/20/24 14:39	02/21/24 18:21	7782-49-2	
Thallium	ND	mg/L	0.0010	0.00038	1	02/20/24 14:39	02/21/24 18:21	7440-28-0	
7470 Mercury	Analytical Method: EPA 7470A Preparation Method: EPA 7470A								
	Pace Analytical Services - Peachtree Corners, GA								
Mercury	ND	mg/L	0.00020	0.00013	1	02/26/24 18:10	02/27/24 09:48	7439-97-6	
2540C Total Dissolved Solids	Analytical Method: SM 2540C-2015								
	Pace Analytical Services - Peachtree Corners, GA								
Total Dissolved Solids	**440**	mg/L	25.0	25.0	1		02/19/24 17:45		
2320B Alkalinity	Analytical Method: SM 2320B-2011								
	Pace Analytical Services - Asheville								
Alkalinity,Bicarbonate (CaCO3)	**193**	mg/L	5.0	5.0	1		02/20/24 19:09		
Alkalinity,Carbonate (CaCO3)	ND	mg/L	5.0	5.0	1		02/20/24 19:09		
Alkalinity, Total as CaCO3	**193**	mg/L	5.0	5.0	1		02/20/24 19:09		
4500S2D Sulfide Water	Analytical Method: SM 4500-S2D-2011								
	Pace Analytical Services - Asheville								
Sulfide	ND	mg/L	0.10	0.022	1		02/21/24 03:16	18496-25-8	
300.0 IC Anions 28 Days	Analytical Method: EPA 300.0 Rev 2.1 1993								
	Pace Analytical Services - Asheville								
Chloride	**35.8**	mg/L	1.0	0.60	1		02/20/24 04:19	16887-00-6	

This report shall not be reproduced, except in full,
without the written consent of Pace Analytical Services, LLC.

Pace Analytical Services, LLC
9800 Kincey Ave. Suite 100
Huntersville, NC 28078
(704)875-9092

ANALYTICAL RESULTS

Project: Plant Hammond AP-1
Pace Project No.: 92714158

Sample: HAM-HGWC-7 **Lab ID: 92714158001** Collected: 02/14/24 13:35 Received: 02/16/24 16:00 Matrix: Water

Parameters	Results	Units	Report Limit	MDL	DF	Prepared	Analyzed	CAS No.	Qual
300.0 IC Anions 28 Days	Analytical Method: EPA 300.0 Rev 2.1 1993 Pace Analytical Services - Asheville								
Fluoride	**0.081J**	mg/L	0.10	0.050	1		02/20/24 04:19	16984-48-8	
Sulfate	**102**	mg/L	2.0	1.0	2		02/20/24 16:27	14808-79-8	

This report shall not be reproduced, except in full,
without the written consent of Pace Analytical Services, LLC.

Pace Analytical Services, LLC
9800 Kincey Ave. Suite 100
Huntersville, NC 28078
(704)875-9092

ANALYTICAL RESULTS

Project: Plant Hammond AP-1
Pace Project No.: 92714158

Sample: HAM-HGWC-8 **Lab ID: 92714158002** Collected: 02/14/24 18:13 Received: 02/16/24 16:00 Matrix: Water

Parameters	Results	Units	Report Limit	MDL	DF	Prepared	Analyzed	CAS No.	Qual
6010D ATL ICP	Analytical Method: EPA 6010D Preparation Method: EPA 3010A								
	Pace Analytical Services - Peachtree Corners, GA								
Iron	ND	mg/L	0.040	0.025	1	02/20/24 19:04	03/01/24 17:01	7439-89-6	
Manganese	**0.30**	mg/L	0.040	0.011	1	02/20/24 19:04	03/01/24 17:01	7439-96-5	
Potassium	**6.3**	mg/L	0.50	0.15	1	02/20/24 19:04	03/01/24 17:01	7440-09-7	
Sodium	**8.7**	mg/L	1.0	0.58	1	02/20/24 19:04	03/01/24 17:01	7440-23-5	
Calcium	**96.2**	mg/L	1.0	0.12	1	02/20/24 19:04	03/01/24 17:01	7440-70-2	
Magnesium	**13.3**	mg/L	0.050	0.012	1	02/20/24 19:04	03/01/24 17:01	7439-95-4	
6020 MET ICPMS	Analytical Method: EPA 6020B Preparation Method: EPA 3005A								
	Pace Analytical Services - Peachtree Corners, GA								
Antimony	ND	mg/L	0.0030	0.00054	1	02/20/24 14:39	02/21/24 18:32	7440-36-0	
Arsenic	ND	mg/L	0.0050	0.00084	1	02/20/24 14:39	02/21/24 18:32	7440-38-2	
Barium	**0.048**	mg/L	0.0050	0.00047	1	02/20/24 14:39	02/21/24 18:32	7440-39-3	
Beryllium	ND	mg/L	0.00050	0.000094	1	02/20/24 14:39	02/21/24 18:32	7440-41-7	
Boron	**1.6**	mg/L	0.040	0.012	1	02/20/24 14:39	02/21/24 18:32	7440-42-8	
Cadmium	**0.00025J**	mg/L	0.00050	0.00010	1	02/20/24 14:39	02/21/24 18:32	7440-43-9	
Chromium	ND	mg/L	0.0050	0.0019	1	02/20/24 14:39	02/21/24 18:32	7440-47-3	
Cobalt	**0.0016J**	mg/L	0.0050	0.00032	1	02/20/24 14:39	02/21/24 18:32	7440-48-4	
Lead	ND	mg/L	0.0010	0.00016	1	02/20/24 14:39	02/21/24 18:32	7439-92-1	
Lithium	ND	mg/L	0.030	0.0016	1	02/20/24 14:39	02/21/24 18:32	7439-93-2	
Molybdenum	**0.18**	mg/L	0.010	0.00062	1	02/20/24 14:39	02/21/24 18:32	7439-98-7	
Selenium	ND	mg/L	0.0050	0.00096	1	02/20/24 14:39	02/21/24 18:32	7782-49-2	
Thallium	ND	mg/L	0.0010	0.00038	1	02/20/24 14:39	02/21/24 18:32	7440-28-0	
7470 Mercury	Analytical Method: EPA 7470A Preparation Method: EPA 7470A								
	Pace Analytical Services - Peachtree Corners, GA								
Mercury	ND	mg/L	0.00020	0.00013	1	02/26/24 18:10	02/27/24 10:04	7439-97-6	
2540C Total Dissolved Solids	Analytical Method: SM 2540C-2015								
	Pace Analytical Services - Peachtree Corners, GA								
Total Dissolved Solids	**407**	mg/L	25.0	25.0	1		02/19/24 17:46		
2320B Alkalinity	Analytical Method: SM 2320B-2011								
	Pace Analytical Services - Asheville								
Alkalinity,Bicarbonate (CaCO3)	**100**	mg/L	5.0	5.0	1		02/21/24 12:20		
Alkalinity,Carbonate (CaCO3)	ND	mg/L	5.0	5.0	1		02/21/24 12:20		
Alkalinity, Total as CaCO3	**100**	mg/L	5.0	5.0	1		02/21/24 12:20		
4500S2D Sulfide Water	Analytical Method: SM 4500-S2D-2011								
	Pace Analytical Services - Asheville								
Sulfide	ND	mg/L	0.10	0.022	1		02/21/24 03:17	18496-25-8	
300.0 IC Anions 28 Days	Analytical Method: EPA 300.0 Rev 2.1 1993								
	Pace Analytical Services - Asheville								
Chloride	**32.9**	mg/L	1.0	0.60	1		02/20/24 04:34	16887-00-6	

This report shall not be reproduced, except in full,
without the written consent of Pace Analytical Services, LLC.

Pace Analytical Services, LLC
9800 Kincey Ave. Suite 100
Huntersville, NC 28078
(704)875-9092

ANALYTICAL RESULTS

Project: Plant Hammond AP-1
Pace Project No.: 92714158

Sample: HAM-HGWC-8 **Lab ID: 92714158002** Collected: 02/14/24 18:13 Received: 02/16/24 16:00 Matrix: Water

Parameters	Results	Units	Report Limit	MDL	DF	Prepared	Analyzed	CAS No.	Qual
300.0 IC Anions 28 Days	Analytical Method: EPA 300.0 Rev 2.1 1993 Pace Analytical Services - Asheville								
Fluoride	**0.30**	mg/L	0.10	0.050	1		02/20/24 04:34	16984-48-8	
Sulfate	**137**	mg/L	3.0	1.5	3		02/20/24 16:42	14808-79-8	

This report shall not be reproduced, except in full,
without the written consent of Pace Analytical Services, LLC.

Pace Analytical Services, LLC
9800 Kincey Ave. Suite 100
Huntersville, NC 28078
(704)875-9092

ANALYTICAL RESULTS

Project: Plant Hammond AP-1
Pace Project No.: 92714158

Sample: HAM-MW-6 **Lab ID: 92714158003** Collected: 02/14/24 17:30 Received: 02/16/24 16:00 Matrix: Water

Parameters	Results	Units	Report Limit	MDL	DF	Prepared	Analyzed	CAS No.	Qual
6010D ATL ICP	Analytical Method: EPA 6010D Preparation Method: EPA 3010A								
	Pace Analytical Services - Peachtree Corners, GA								
Iron	**0.17**	mg/L	0.040	0.025	1	02/20/24 19:04	03/01/24 17:04	7439-89-6	
Manganese	**0.40**	mg/L	0.040	0.011	1	02/20/24 19:04	03/01/24 17:04	7439-96-5	
Potassium	**1.3**	mg/L	0.50	0.15	1	02/20/24 19:04	03/01/24 17:04	7440-09-7	
Sodium	**11.8**	mg/L	1.0	0.58	1	02/20/24 19:04	03/01/24 17:04	7440-23-5	
Calcium	**174**	mg/L	1.0	0.12	1	02/20/24 19:04	03/01/24 17:04	7440-70-2	
Magnesium	**13.8**	mg/L	0.050	0.012	1	02/20/24 19:04	03/01/24 17:04	7439-95-4	
6020 MET ICPMS	Analytical Method: EPA 6020B Preparation Method: EPA 3005A								
	Pace Analytical Services - Peachtree Corners, GA								
Antimony	ND	mg/L	0.0030	0.00054	1	02/20/24 14:39	02/21/24 18:36	7440-36-0	
Arsenic	ND	mg/L	0.0050	0.00084	1	02/20/24 14:39	02/21/24 18:36	7440-38-2	
Barium	**0.067**	mg/L	0.0050	0.00047	1	02/20/24 14:39	02/21/24 18:36	7440-39-3	
Beryllium	ND	mg/L	0.00050	0.000094	1	02/20/24 14:39	02/21/24 18:36	7440-41-7	
Boron	**0.65**	mg/L	0.040	0.012	1	02/20/24 14:39	02/21/24 18:36	7440-42-8	
Cadmium	ND	mg/L	0.00050	0.00010	1	02/20/24 14:39	02/21/24 18:36	7440-43-9	
Chromium	ND	mg/L	0.0050	0.0019	1	02/20/24 14:39	02/21/24 18:36	7440-47-3	
Cobalt	**0.00035J**	mg/L	0.0050	0.00032	1	02/20/24 14:39	02/21/24 18:36	7440-48-4	
Lead	ND	mg/L	0.0010	0.00016	1	02/20/24 14:39	02/21/24 18:36	7439-92-1	
Lithium	ND	mg/L	0.030	0.0016	1	02/20/24 14:39	02/21/24 18:36	7439-93-2	
Molybdenum	**0.0025J**	mg/L	0.010	0.00062	1	02/20/24 14:39	02/21/24 18:36	7439-98-7	
Selenium	**0.0013J**	mg/L	0.0050	0.00096	1	02/20/24 14:39	02/21/24 18:36	7782-49-2	
Thallium	ND	mg/L	0.0010	0.00038	1	02/20/24 14:39	02/21/24 18:36	7440-28-0	
7470 Mercury	Analytical Method: EPA 7470A Preparation Method: EPA 7470A								
	Pace Analytical Services - Peachtree Corners, GA								
Mercury	ND	mg/L	0.00020	0.00013	1	02/26/24 18:10	02/27/24 10:07	7439-97-6	
2540C Total Dissolved Solids	Analytical Method: SM 2540C-2015								
	Pace Analytical Services - Peachtree Corners, GA								
Total Dissolved Solids	**633**	mg/L	25.0	25.0	1		02/19/24 17:47		
2320B Alkalinity	Analytical Method: SM 2320B-2011								
	Pace Analytical Services - Asheville								
Alkalinity,Bicarbonate (CaCO3)	**274**	mg/L	5.0	5.0	1		02/21/24 14:40		
Alkalinity,Carbonate (CaCO3)	ND	mg/L	5.0	5.0	1		02/21/24 14:40		
Alkalinity, Total as CaCO3	**274**	mg/L	5.0	5.0	1		02/21/24 14:40		
4500S2D Sulfide Water	Analytical Method: SM 4500-S2D-2011								
	Pace Analytical Services - Asheville								
Sulfide	ND	mg/L	0.10	0.022	1		02/21/24 03:17	18496-25-8	
300.0 IC Anions 28 Days	Analytical Method: EPA 300.0 Rev 2.1 1993								
	Pace Analytical Services - Asheville								
Chloride	**24.7**	mg/L	1.0	0.60	1		02/20/24 04:49	16887-00-6	

This report shall not be reproduced, except in full,
without the written consent of Pace Analytical Services, LLC.

Pace Analytical Services, LLC
9800 Kincey Ave. Suite 100
Huntersville, NC 28078
(704)875-9092

ANALYTICAL RESULTS

Project: Plant Hammond AP-1
Pace Project No.: 92714158

Sample: HAM-MW-6 **Lab ID: 92714158003** Collected: 02/14/24 17:30 Received: 02/16/24 16:00 Matrix: Water

Parameters	Results	Units	Report Limit	MDL	DF	Prepared	Analyzed	CAS No.	Qual
300.0 IC Anions 28 Days	Analytical Method: EPA 300.0 Rev 2.1 1993 Pace Analytical Services - Asheville								
Fluoride	**0.076J**	mg/L	0.10	0.050	1		02/20/24 04:49	16984-48-8	
Sulfate	**189**	mg/L	4.0	2.0	4		02/20/24 16:57	14808-79-8	

This report shall not be reproduced, except in full,
without the written consent of Pace Analytical Services, LLC.

Pace Analytical Services, LLC
9800 Kincey Ave. Suite 100
Huntersville, NC 28078
(704)875-9092

ANALYTICAL RESULTS

Project: Plant Hammond AP-1
Pace Project No.: 92714158

Sample: HAM-MW-7 **Lab ID: 92714158004** Collected: 02/14/24 15:44 Received: 02/16/24 16:00 Matrix: Water

Parameters	Results	Units	Report Limit	MDL	DF	Prepared	Analyzed	CAS No.	Qual
6010D ATL ICP	Analytical Method: EPA 6010D Preparation Method: EPA 3010A Pace Analytical Services - Peachtree Corners, GA								
Iron	**0.073**	mg/L	0.040	0.025	1	02/20/24 19:04	03/01/24 17:07	7439-89-6	
Manganese	ND	mg/L	0.040	0.011	1	02/20/24 19:04	03/01/24 17:07	7439-96-5	
Potassium	**0.78**	mg/L	0.50	0.15	1	02/20/24 19:04	03/01/24 17:07	7440-09-7	
Sodium	**4.6**	mg/L	1.0	0.58	1	02/20/24 19:04	03/01/24 17:07	7440-23-5	
Calcium	**25.4**	mg/L	1.0	0.12	1	02/20/24 19:04	03/01/24 17:07	7440-70-2	
Magnesium	**2.9**	mg/L	0.050	0.012	1	02/20/24 19:04	03/01/24 17:07	7439-95-4	
6020 MET ICPMS	Analytical Method: EPA 6020B Preparation Method: EPA 3005A Pace Analytical Services - Peachtree Corners, GA								
Antimony	ND	mg/L	0.0030	0.00054	1	02/20/24 14:39	02/21/24 18:40	7440-36-0	
Arsenic	ND	mg/L	0.0050	0.00084	1	02/20/24 14:39	02/21/24 18:40	7440-38-2	
Barium	**0.042**	mg/L	0.0050	0.00047	1	02/20/24 14:39	02/21/24 18:40	7440-39-3	
Beryllium	ND	mg/L	0.00050	0.000094	1	02/20/24 14:39	02/21/24 18:40	7440-41-7	
Boron	**0.038J**	mg/L	0.040	0.012	1	02/20/24 14:39	02/21/24 18:40	7440-42-8	
Cadmium	ND	mg/L	0.00050	0.00010	1	02/20/24 14:39	02/21/24 18:40	7440-43-9	
Chromium	ND	mg/L	0.0050	0.0019	1	02/20/24 14:39	02/21/24 18:40	7440-47-3	
Cobalt	ND	mg/L	0.0050	0.00032	1	02/20/24 14:39	02/21/24 18:40	7440-48-4	
Lead	ND	mg/L	0.0010	0.00016	1	02/20/24 14:39	02/21/24 18:40	7439-92-1	
Lithium	ND	mg/L	0.030	0.0016	1	02/20/24 14:39	02/21/24 18:40	7439-93-2	
Molybdenum	ND	mg/L	0.010	0.00062	1	02/20/24 14:39	02/21/24 18:40	7439-98-7	
Selenium	ND	mg/L	0.0050	0.00096	1	02/20/24 14:39	02/21/24 18:40	7782-49-2	
Thallium	ND	mg/L	0.0010	0.00038	1	02/20/24 14:39	02/21/24 18:40	7440-28-0	
7470 Mercury	Analytical Method: EPA 7470A Preparation Method: EPA 7470A Pace Analytical Services - Peachtree Corners, GA								
Mercury	ND	mg/L	0.00020	0.00013	1	02/26/24 18:10	02/27/24 10:09	7439-97-6	
2540C Total Dissolved Solids	Analytical Method: SM 2540C-2015 Pace Analytical Services - Peachtree Corners, GA								
Total Dissolved Solids	**113**	mg/L	25.0	25.0	1		02/19/24 17:47		
2320B Alkalinity	Analytical Method: SM 2320B-2011 Pace Analytical Services - Asheville								
Alkalinity,Bicarbonate (CaCO3)	**55.0**	mg/L	5.0	5.0	1		02/21/24 12:38		
Alkalinity,Carbonate (CaCO3)	ND	mg/L	5.0	5.0	1		02/21/24 12:38		
Alkalinity, Total as CaCO3	**55.0**	mg/L	5.0	5.0	1		02/21/24 12:38		
4500S2D Sulfide Water	Analytical Method: SM 4500-S2D-2011 Pace Analytical Services - Asheville								
Sulfide	ND	mg/L	0.10	0.022	1		02/21/24 03:19	18496-25-8	
300.0 IC Anions 28 Days	Analytical Method: EPA 300.0 Rev 2.1 1993 Pace Analytical Services - Asheville								
Chloride	**0.74J**	mg/L	1.0	0.60	1		02/20/24 05:05	16887-00-6	

This report shall not be reproduced, except in full,
without the written consent of Pace Analytical Services, LLC.

Pace Analytical Services, LLC
9800 Kincey Ave. Suite 100
Huntersville, NC 28078
(704)875-9092

ANALYTICAL RESULTS

Project: Plant Hammond AP-1
Pace Project No.: 92714158

Sample: HAM-MW-7 **Lab ID: 92714158004** Collected: 02/14/24 15:44 Received: 02/16/24 16:00 Matrix: Water

Parameters	Results	Units	Report Limit	MDL	DF	Prepared	Analyzed	CAS No.	Qual
300.0 IC Anions 28 Days	Analytical Method: EPA 300.0 Rev 2.1 1993 Pace Analytical Services - Asheville								
Fluoride	**0.053J**	mg/L	0.10	0.050	1		02/20/24 05:05	16984-48-8	
Sulfate	**24.5**	mg/L	1.0	0.50	1		02/20/24 05:05	14808-79-8	

This report shall not be reproduced, except in full,
without the written consent of Pace Analytical Services, LLC.

Pace Analytical Services, LLC
9800 Kincey Ave. Suite 100
Huntersville, NC 28078
(704)875-9092

ANALYTICAL RESULTS

Project: Plant Hammond AP-1
Pace Project No.: 92714158

Sample: HAM-MW-20 **Lab ID: 92714158005** Collected: 02/14/24 16:10 Received: 02/16/24 16:00 Matrix: Water

Parameters	Results	Units	Report Limit	MDL	DF	Prepared	Analyzed	CAS No.	Qual
6010D ATL ICP	Analytical Method: EPA 6010D Preparation Method: EPA 3010A								
	Pace Analytical Services - Peachtree Corners, GA								
Iron	**2.3**	mg/L	0.040	0.025	1	02/20/24 19:04	03/01/24 17:10	7439-89-6	
Manganese	**0.11**	mg/L	0.040	0.011	1	02/20/24 19:04	03/01/24 17:10	7439-96-5	
Potassium	**0.28J**	mg/L	0.50	0.15	1	02/20/24 19:04	03/01/24 17:10	7440-09-7	
Sodium	**11.4**	mg/L	1.0	0.58	1	02/20/24 19:04	03/01/24 17:10	7440-23-5	
Calcium	**128**	mg/L	1.0	0.12	1	02/20/24 19:04	03/01/24 17:10	7440-70-2	
Magnesium	**9.4**	mg/L	0.050	0.012	1	02/20/24 19:04	03/01/24 17:10	7439-95-4	
6020 MET ICPMS	Analytical Method: EPA 6020B Preparation Method: EPA 3005A								
	Pace Analytical Services - Peachtree Corners, GA								
Antimony	ND	mg/L	0.0030	0.00054	1	02/20/24 14:39	02/21/24 18:44	7440-36-0	
Arsenic	ND	mg/L	0.0050	0.00084	1	02/20/24 14:39	02/21/24 18:44	7440-38-2	
Barium	**0.095**	mg/L	0.0050	0.00047	1	02/20/24 14:39	02/21/24 18:44	7440-39-3	
Beryllium	ND	mg/L	0.00050	0.000094	1	02/20/24 14:39	02/21/24 18:44	7440-41-7	
Boron	**0.12**	mg/L	0.040	0.012	1	02/20/24 14:39	02/21/24 18:44	7440-42-8	
Cadmium	ND	mg/L	0.00050	0.00010	1	02/20/24 14:39	02/21/24 18:44	7440-43-9	
Chromium	ND	mg/L	0.0050	0.0019	1	02/20/24 14:39	02/21/24 18:44	7440-47-3	
Cobalt	ND	mg/L	0.0050	0.00032	1	02/20/24 14:39	02/21/24 18:44	7440-48-4	
Lead	ND	mg/L	0.0010	0.00016	1	02/20/24 14:39	02/21/24 18:44	7439-92-1	
Lithium	ND	mg/L	0.030	0.0016	1	02/20/24 14:39	02/21/24 18:44	7439-93-2	
Molybdenum	ND	mg/L	0.010	0.00062	1	02/20/24 14:39	02/21/24 18:44	7439-98-7	
Selenium	ND	mg/L	0.0050	0.00096	1	02/20/24 14:39	02/21/24 18:44	7782-49-2	
Thallium	ND	mg/L	0.0010	0.00038	1	02/20/24 14:39	02/21/24 18:44	7440-28-0	
7470 Mercury	Analytical Method: EPA 7470A Preparation Method: EPA 7470A								
	Pace Analytical Services - Peachtree Corners, GA								
Mercury	ND	mg/L	0.00020	0.00013	1	02/26/24 18:10	02/27/24 10:12	7439-97-6	
2540C Total Dissolved Solids	Analytical Method: SM 2540C-2015								
	Pace Analytical Services - Peachtree Corners, GA								
Total Dissolved Solids	**459**	mg/L	25.0	25.0	1		02/19/24 17:47		
2320B Alkalinity	Analytical Method: SM 2320B-2011								
	Pace Analytical Services - Asheville								
Alkalinity,Bicarbonate (CaCO3)	**213**	mg/L	5.0	5.0	1		02/21/24 12:45		
Alkalinity,Carbonate (CaCO3)	ND	mg/L	5.0	5.0	1		02/21/24 12:45		
Alkalinity, Total as CaCO3	**213**	mg/L	5.0	5.0	1		02/21/24 12:45		
4500S2D Sulfide Water	Analytical Method: SM 4500-S2D-2011								
	Pace Analytical Services - Asheville								
Sulfide	ND	mg/L	0.10	0.022	1		02/21/24 03:19	18496-25-8	
300.0 IC Anions 28 Days	Analytical Method: EPA 300.0 Rev 2.1 1993								
	Pace Analytical Services - Asheville								
Chloride	**30.2**	mg/L	1.0	0.60	1		02/20/24 05:20	16887-00-6	

This report shall not be reproduced, except in full,
without the written consent of Pace Analytical Services, LLC.

Pace Analytical Services, LLC
9800 Kincey Ave. Suite 100
Huntersville, NC 28078
(704)875-9092

ANALYTICAL RESULTS

Project: Plant Hammond AP-1
Pace Project No.: 92714158

Sample: HAM-MW-20 **Lab ID: 92714158005** Collected: 02/14/24 16:10 Received: 02/16/24 16:00 Matrix: Water

Parameters	Results	Units	Report Limit	MDL	DF	Prepared	Analyzed	CAS No.	Qual
300.0 IC Anions 28 Days	Analytical Method: EPA 300.0 Rev 2.1 1993 Pace Analytical Services - Asheville								
Fluoride	**0.060J**	mg/L	0.10	0.050	1		02/20/24 05:20	16984-48-8	
Sulfate	**104**	mg/L	2.0	1.0	2		02/20/24 17:12	14808-79-8	

This report shall not be reproduced, except in full,
without the written consent of Pace Analytical Services, LLC.

Pace Analytical Services, LLC
9800 Kincey Ave. Suite 100
Huntersville, NC 28078
(704)875-9092

ANALYTICAL RESULTS

Project: Plant Hammond AP-1
Pace Project No.: 92714158

Sample: HAM-MW-28D **Lab ID: 92714158006** Collected: 02/14/24 15:33 Received: 02/16/24 16:00 Matrix: Water

Parameters	Results	Units	Report Limit	MDL	DF	Prepared	Analyzed	CAS No.	Qual
6010D ATL ICP	Analytical Method: EPA 6010D Preparation Method: EPA 3010A								
	Pace Analytical Services - Peachtree Corners, GA								
Iron	**0.044**	mg/L	0.040	0.025	1	02/20/24 19:04	03/01/24 17:17	7439-89-6	
Manganese	**0.098**	mg/L	0.040	0.011	1	02/20/24 19:04	03/01/24 17:17	7439-96-5	
Potassium	**1.1**	mg/L	0.50	0.15	1	02/20/24 19:04	03/01/24 17:17	7440-09-7	
Sodium	**13.3**	mg/L	1.0	0.58	1	02/20/24 19:04	03/01/24 17:17	7440-23-5	
Calcium	**70.3**	mg/L	1.0	0.12	1	02/20/24 19:04	03/01/24 17:17	7440-70-2	
Magnesium	**24.1**	mg/L	0.050	0.012	1	02/20/24 19:04	03/01/24 17:17	7439-95-4	
6020 MET ICPMS	Analytical Method: EPA 6020B Preparation Method: EPA 3005A								
	Pace Analytical Services - Peachtree Corners, GA								
Antimony	ND	mg/L	0.0030	0.00054	1	02/20/24 14:39	02/21/24 18:47	7440-36-0	
Arsenic	ND	mg/L	0.0050	0.00084	1	02/20/24 14:39	02/21/24 18:47	7440-38-2	
Barium	**0.61**	mg/L	0.0050	0.00047	1	02/20/24 14:39	02/21/24 18:47	7440-39-3	
Beryllium	ND	mg/L	0.00050	0.000094	1	02/20/24 14:39	02/21/24 18:47	7440-41-7	
Boron	**0.41**	mg/L	0.040	0.012	1	02/20/24 14:39	02/21/24 18:47	7440-42-8	
Cadmium	ND	mg/L	0.00050	0.00010	1	02/20/24 14:39	02/21/24 18:47	7440-43-9	
Chromium	ND	mg/L	0.0050	0.0019	1	02/20/24 14:39	02/21/24 18:47	7440-47-3	
Cobalt	ND	mg/L	0.0050	0.00032	1	02/20/24 14:39	02/21/24 18:47	7440-48-4	
Lead	ND	mg/L	0.0010	0.00016	1	02/20/24 14:39	02/21/24 18:47	7439-92-1	
Lithium	**0.0078J**	mg/L	0.030	0.0016	1	02/20/24 14:39	02/21/24 18:47	7439-93-2	
Molybdenum	**0.0053J**	mg/L	0.010	0.00062	1	02/20/24 14:39	02/21/24 18:47	7439-98-7	
Selenium	ND	mg/L	0.0050	0.00096	1	02/20/24 14:39	02/21/24 18:47	7782-49-2	
Thallium	ND	mg/L	0.0010	0.00038	1	02/20/24 14:39	02/21/24 18:47	7440-28-0	
7470 Mercury	Analytical Method: EPA 7470A Preparation Method: EPA 7470A								
	Pace Analytical Services - Peachtree Corners, GA								
Mercury	ND	mg/L	0.00020	0.00013	1	02/26/24 18:10	02/27/24 10:15	7439-97-6	
2540C Total Dissolved Solids	Analytical Method: SM 2540C-2015								
	Pace Analytical Services - Peachtree Corners, GA								
Total Dissolved Solids	**356**	mg/L	25.0	25.0	1		02/19/24 17:48		
2320B Alkalinity	Analytical Method: SM 2320B-2011								
	Pace Analytical Services - Asheville								
Alkalinity,Bicarbonate (CaCO3)	**211**	mg/L	5.0	5.0	1		02/21/24 12:58		
Alkalinity,Carbonate (CaCO3)	ND	mg/L	5.0	5.0	1		02/21/24 12:58		
Alkalinity, Total as CaCO3	**211**	mg/L	5.0	5.0	1		02/21/24 12:58		
4500S2D Sulfide Water	Analytical Method: SM 4500-S2D-2011								
	Pace Analytical Services - Asheville								
Sulfide	**0.18**	mg/L	0.10	0.022	1		02/21/24 03:19	18496-25-8	
300.0 IC Anions 28 Days	Analytical Method: EPA 300.0 Rev 2.1 1993								
	Pace Analytical Services - Asheville								
Chloride	**23.4**	mg/L	1.0	0.60	1		02/20/24 05:35	16887-00-6	

This report shall not be reproduced, except in full,
without the written consent of Pace Analytical Services, LLC.

Pace Analytical Services, LLC
9800 Kincey Ave. Suite 100
Huntersville, NC 28078
(704)875-9092

ANALYTICAL RESULTS

Project: Plant Hammond AP-1
Pace Project No.: 92714158

Sample: HAM-MW-28D **Lab ID: 92714158006** Collected: 02/14/24 15:33 Received: 02/16/24 16:00 Matrix: Water

Parameters	Results	Units	Report Limit	MDL	DF	Prepared	Analyzed	CAS No.	Qual
300.0 IC Anions 28 Days	Analytical Method: EPA 300.0 Rev 2.1 1993 Pace Analytical Services - Asheville								
Fluoride	**0.16**	mg/L	0.10	0.050	1		02/20/24 05:35	16984-48-8	
Sulfate	**61.6**	mg/L	1.0	0.50	1		02/20/24 05:35	14808-79-8	

This report shall not be reproduced, except in full,
without the written consent of Pace Analytical Services, LLC.

Pace Analytical Services, LLC
9800 Kincey Ave. Suite 100
Huntersville, NC 28078
(704)875-9092

ANALYTICAL RESULTS

Project: Plant Hammond AP-1
Pace Project No.: 92714158

Sample: HAM-MW-29 **Lab ID: 92714158007** Collected: 02/14/24 14:25 Received: 02/16/24 16:00 Matrix: Water

Parameters	Results	Units	Report Limit	MDL	DF	Prepared	Analyzed	CAS No.	Qual
6010D ATL ICP	Analytical Method: EPA 6010D Preparation Method: EPA 3010A								
	Pace Analytical Services - Peachtree Corners, GA								
Iron	**0.064**	mg/L	0.040	0.025	1	02/20/24 19:04	03/01/24 17:20	7439-89-6	
Manganese	**0.89**	mg/L	0.040	0.011	1	02/20/24 19:04	03/01/24 17:20	7439-96-5	
Potassium	**1.1**	mg/L	0.50	0.15	1	02/20/24 19:04	03/01/24 17:20	7440-09-7	
Sodium	**11.5**	mg/L	1.0	0.58	1	02/20/24 19:04	03/01/24 17:20	7440-23-5	
Calcium	**146**	mg/L	1.0	0.12	1	02/20/24 19:04	03/01/24 17:20	7440-70-2	
Magnesium	**12.4**	mg/L	0.050	0.012	1	02/20/24 19:04	03/01/24 17:20	7439-95-4	
6020 MET ICPMS	Analytical Method: EPA 6020B Preparation Method: EPA 3005A								
	Pace Analytical Services - Peachtree Corners, GA								
Antimony	ND	mg/L	0.0030	0.00054	1	02/20/24 14:39	02/21/24 18:51	7440-36-0	
Arsenic	ND	mg/L	0.0050	0.00084	1	02/20/24 14:39	02/21/24 18:51	7440-38-2	
Barium	**0.065**	mg/L	0.0050	0.00047	1	02/20/24 14:39	02/21/24 18:51	7440-39-3	
Beryllium	ND	mg/L	0.00050	0.000094	1	02/20/24 14:39	02/21/24 18:51	7440-41-7	
Boron	**1.1**	mg/L	0.040	0.012	1	02/20/24 14:39	02/21/24 18:51	7440-42-8	
Cadmium	**0.00053**	mg/L	0.00050	0.00010	1	02/20/24 14:39	02/21/24 18:51	7440-43-9	
Chromium	ND	mg/L	0.0050	0.0019	1	02/20/24 14:39	02/21/24 18:51	7440-47-3	
Cobalt	**0.00052J**	mg/L	0.0050	0.00032	1	02/20/24 14:39	02/21/24 18:51	7440-48-4	
Lead	ND	mg/L	0.0010	0.00016	1	02/20/24 14:39	02/21/24 18:51	7439-92-1	
Lithium	**0.0021J**	mg/L	0.030	0.0016	1	02/20/24 14:39	02/21/24 18:51	7439-93-2	
Molybdenum	**0.0020J**	mg/L	0.010	0.00062	1	02/20/24 14:39	02/21/24 18:51	7439-98-7	
Selenium	ND	mg/L	0.0050	0.00096	1	02/20/24 14:39	02/21/24 18:51	7782-49-2	
Thallium	ND	mg/L	0.0010	0.00038	1	02/20/24 14:39	02/21/24 18:51	7440-28-0	
7470 Mercury	Analytical Method: EPA 7470A Preparation Method: EPA 7470A								
	Pace Analytical Services - Peachtree Corners, GA								
Mercury	ND	mg/L	0.00020	0.00013	1	02/26/24 18:10	02/27/24 10:17	7439-97-6	
2540C Total Dissolved Solids	Analytical Method: SM 2540C-2015								
	Pace Analytical Services - Peachtree Corners, GA								
Total Dissolved Solids	**612**	mg/L	25.0	25.0	1		02/19/24 17:48		
2320B Alkalinity	Analytical Method: SM 2320B-2011								
	Pace Analytical Services - Asheville								
Alkalinity,Bicarbonate (CaCO3)	**185**	mg/L	5.0	5.0	1		02/21/24 13:12		
Alkalinity,Carbonate (CaCO3)	ND	mg/L	5.0	5.0	1		02/21/24 13:12		
Alkalinity, Total as CaCO3	**185**	mg/L	5.0	5.0	1		02/21/24 13:12		
4500S2D Sulfide Water	Analytical Method: SM 4500-S2D-2011								
	Pace Analytical Services - Asheville								
Sulfide	ND	mg/L	0.10	0.022	1		02/21/24 03:20	18496-25-8	
300.0 IC Anions 28 Days	Analytical Method: EPA 300.0 Rev 2.1 1993								
	Pace Analytical Services - Asheville								
Chloride	**56.3**	mg/L	1.0	0.60	1		02/20/24 06:21	16887-00-6	

This report shall not be reproduced, except in full,
without the written consent of Pace Analytical Services, LLC.

Pace Analytical Services, LLC
9800 Kincey Ave. Suite 100
Huntersville, NC 28078
(704)875-9092

ANALYTICAL RESULTS

Project: Plant Hammond AP-1
Pace Project No.: 92714158

Sample: HAM-MW-29 **Lab ID: 92714158007** Collected: 02/14/24 14:25 Received: 02/16/24 16:00 Matrix: Water

Parameters	Results	Units	Report Limit	MDL	DF	Prepared	Analyzed	CAS No.	Qual
300.0 IC Anions 28 Days	Analytical Method: EPA 300.0 Rev 2.1 1993 Pace Analytical Services - Asheville								
Fluoride	**0.058J**	mg/L	0.10	0.050	1		02/20/24 06:21	16984-48-8	
Sulfate	**146**	mg/L	3.0	1.5	3		02/20/24 17:27	14808-79-8	

This report shall not be reproduced, except in full,
without the written consent of Pace Analytical Services, LLC.

Pace Analytical Services, LLC
9800 Kincey Ave. Suite 100
Huntersville, NC 28078
(704)875-9092

ANALYTICAL RESULTS

Project: Plant Hammond AP-1
Pace Project No.: 92714158

Sample: HAM-AP1-EB-01 **Lab ID: 92714158008** Collected: 02/14/24 17:00 Received: 02/16/24 16:00 Matrix: Water

Parameters	Results	Units	Report Limit	MDL	DF	Prepared	Analyzed	CAS No.	Qual
6010D ATL ICP	Analytical Method: EPA 6010D Preparation Method: EPA 3010A Pace Analytical Services - Peachtree Corners, GA								
Calcium	**0.26J**	mg/L	1.0	0.12	1	02/20/24 19:04	02/26/24 19:11	7440-70-2	
6020 MET ICPMS	Analytical Method: EPA 6020B Preparation Method: EPA 3005A Pace Analytical Services - Peachtree Corners, GA								
Antimony	ND	mg/L	0.0030	0.00054	1	02/20/24 14:39	02/21/24 18:55	7440-36-0	
Arsenic	ND	mg/L	0.0050	0.00084	1	02/20/24 14:39	02/21/24 18:55	7440-38-2	
Barium	ND	mg/L	0.0050	0.00047	1	02/20/24 14:39	02/21/24 18:55	7440-39-3	
Beryllium	ND	mg/L	0.00050	0.000094	1	02/20/24 14:39	02/21/24 18:55	7440-41-7	
Boron	ND	mg/L	0.040	0.012	1	02/20/24 14:39	02/21/24 18:55	7440-42-8	
Cadmium	ND	mg/L	0.00050	0.00010	1	02/20/24 14:39	02/21/24 18:55	7440-43-9	
Chromium	ND	mg/L	0.0050	0.0019	1	02/20/24 14:39	02/21/24 18:55	7440-47-3	
Cobalt	ND	mg/L	0.0050	0.00032	1	02/20/24 14:39	02/21/24 18:55	7440-48-4	
Lead	ND	mg/L	0.0010	0.00016	1	02/20/24 14:39	02/21/24 18:55	7439-92-1	
Lithium	ND	mg/L	0.030	0.0016	1	02/20/24 14:39	02/21/24 18:55	7439-93-2	
Molybdenum	ND	mg/L	0.010	0.00062	1	02/20/24 14:39	02/21/24 18:55	7439-98-7	
Selenium	ND	mg/L	0.0050	0.00096	1	02/20/24 14:39	02/21/24 18:55	7782-49-2	
Thallium	ND	mg/L	0.0010	0.00038	1	02/20/24 14:39	02/21/24 18:55	7440-28-0	
7470 Mercury	Analytical Method: EPA 7470A Preparation Method: EPA 7470A Pace Analytical Services - Peachtree Corners, GA								
Mercury	ND	mg/L	0.00020	0.00013	1	02/26/24 18:10	02/27/24 10:25	7439-97-6	
2540C Total Dissolved Solids	Analytical Method: SM 2540C-2015 Pace Analytical Services - Peachtree Corners, GA								
Total Dissolved Solids	**205**	mg/L	25.0	25.0	1		02/19/24 17:48		
300.0 IC Anions 28 Days	Analytical Method: EPA 300.0 Rev 2.1 1993 Pace Analytical Services - Asheville								
Chloride	ND	mg/L	1.0	0.60	1		02/20/24 00:59	16887-00-6	
Fluoride	ND	mg/L	0.10	0.050	1		02/20/24 00:59	16984-48-8	
Sulfate	ND	mg/L	1.0	0.50	1		02/20/24 00:59	14808-79-8	

This report shall not be reproduced, except in full,
without the written consent of Pace Analytical Services, LLC.

Pace Analytical Services, LLC
9800 Kincey Ave. Suite 100
Huntersville, NC 28078
(704)875-9092

ANALYTICAL RESULTS

Project: Plant Hammond AP-1
Pace Project No.: 92714158

Sample: HAM-AP1-FB-01 **Lab ID: 92714158009** Collected: 02/14/24 16:55 Received: 02/16/24 16:00 Matrix: Water

Parameters	Results	Units	Report Limit	MDL	DF	Prepared	Analyzed	CAS No.	Qual
6010D ATL ICP	Analytical Method: EPA 6010D Preparation Method: EPA 3010A Pace Analytical Services - Peachtree Corners, GA								
Calcium	ND	mg/L	1.0	0.12	1	02/20/24 19:04	02/26/24 19:13	7440-70-2	
6020 MET ICPMS	Analytical Method: EPA 6020B Preparation Method: EPA 3005A Pace Analytical Services - Peachtree Corners, GA								
Antimony	ND	mg/L	0.0030	0.00054	1	02/20/24 14:39	02/21/24 18:59	7440-36-0	
Arsenic	ND	mg/L	0.0050	0.00084	1	02/20/24 14:39	02/21/24 18:59	7440-38-2	
Barium	ND	mg/L	0.0050	0.00047	1	02/20/24 14:39	02/21/24 18:59	7440-39-3	
Beryllium	ND	mg/L	0.00050	0.000094	1	02/20/24 14:39	02/21/24 18:59	7440-41-7	
Boron	ND	mg/L	0.040	0.012	1	02/20/24 14:39	02/21/24 18:59	7440-42-8	
Cadmium	ND	mg/L	0.00050	0.00010	1	02/20/24 14:39	02/21/24 18:59	7440-43-9	
Chromium	ND	mg/L	0.0050	0.0019	1	02/20/24 14:39	02/21/24 18:59	7440-47-3	
Cobalt	ND	mg/L	0.0050	0.00032	1	02/20/24 14:39	02/21/24 18:59	7440-48-4	
Lead	ND	mg/L	0.0010	0.00016	1	02/20/24 14:39	02/21/24 18:59	7439-92-1	
Lithium	ND	mg/L	0.030	0.0016	1	02/20/24 14:39	02/21/24 18:59	7439-93-2	
Molybdenum	ND	mg/L	0.010	0.00062	1	02/20/24 14:39	02/21/24 18:59	7439-98-7	
Selenium	ND	mg/L	0.0050	0.00096	1	02/20/24 14:39	02/21/24 18:59	7782-49-2	
Thallium	ND	mg/L	0.0010	0.00038	1	02/20/24 14:39	02/21/24 18:59	7440-28-0	
7470 Mercury	Analytical Method: EPA 7470A Preparation Method: EPA 7470A Pace Analytical Services - Peachtree Corners, GA								
Mercury	ND	mg/L	0.00020	0.00013	1	02/26/24 18:10	02/27/24 10:28	7439-97-6	
2540C Total Dissolved Solids	Analytical Method: SM 2540C-2015 Pace Analytical Services - Peachtree Corners, GA								
Total Dissolved Solids	ND	mg/L	25.0	25.0	1		02/19/24 17:49		
300.0 IC Anions 28 Days	Analytical Method: EPA 300.0 Rev 2.1 1993 Pace Analytical Services - Asheville								
Chloride	ND	mg/L	1.0	0.60	1		02/20/24 01:30	16887-00-6	
Fluoride	ND	mg/L	0.10	0.050	1		02/20/24 01:30	16984-48-8	
Sulfate	ND	mg/L	1.0	0.50	1		02/20/24 01:30	14808-79-8	

This report shall not be reproduced, except in full,
without the written consent of Pace Analytical Services, LLC.

Pace Analytical Services, LLC
9800 Kincey Ave. Suite 100
Huntersville, NC 28078
(704)875-9092

ANALYTICAL RESULTS

Project: Plant Hammond AP-1
Pace Project No.: 92714158

Sample: HAM-AP1-FD-01 **Lab ID: 92714158010** Collected: 02/14/24 00:00 Received: 02/16/24 16:00 Matrix: Water

Parameters	Results	Units	Report Limit	MDL	DF	Prepared	Analyzed	CAS No.	Qual
6010D ATL ICP	Analytical Method: EPA 6010D Preparation Method: EPA 3010A Pace Analytical Services - Peachtree Corners, GA								
Iron	**0.095**	mg/L	0.040	0.025	1	02/20/24 19:04	03/01/24 17:23	7439-89-6	
Manganese	**0.87**	mg/L	0.040	0.011	1	02/20/24 19:04	03/01/24 17:23	7439-96-5	
Potassium	**1.1**	mg/L	0.50	0.15	1	02/20/24 19:04	03/01/24 17:23	7440-09-7	
Sodium	**11.1**	mg/L	1.0	0.58	1	02/20/24 19:04	03/01/24 17:23	7440-23-5	
Calcium	**140**	mg/L	1.0	0.12	1	02/20/24 19:04	03/01/24 17:23	7440-70-2	
Magnesium	**11.9**	mg/L	0.050	0.012	1	02/20/24 19:04	03/01/24 17:23	7439-95-4	
6020 MET ICPMS	Analytical Method: EPA 6020B Preparation Method: EPA 3005A Pace Analytical Services - Peachtree Corners, GA								
Antimony	ND	mg/L	0.0030	0.00054	1	02/20/24 14:39	02/21/24 19:02	7440-36-0	
Arsenic	ND	mg/L	0.0050	0.00084	1	02/20/24 14:39	02/21/24 19:02	7440-38-2	
Barium	**0.062**	mg/L	0.0050	0.00047	1	02/20/24 14:39	02/21/24 19:02	7440-39-3	
Beryllium	ND	mg/L	0.00050	0.000094	1	02/20/24 14:39	02/21/24 19:02	7440-41-7	
Boron	**1.1**	mg/L	0.040	0.012	1	02/20/24 14:39	02/21/24 19:02	7440-42-8	
Cadmium	**0.00058**	mg/L	0.00050	0.00010	1	02/20/24 14:39	02/21/24 19:02	7440-43-9	
Chromium	ND	mg/L	0.0050	0.0019	1	02/20/24 14:39	02/21/24 19:02	7440-47-3	
Cobalt	**0.00051J**	mg/L	0.0050	0.00032	1	02/20/24 14:39	02/21/24 19:02	7440-48-4	
Lead	ND	mg/L	0.0010	0.00016	1	02/20/24 14:39	02/21/24 19:02	7439-92-1	
Lithium	**0.0020J**	mg/L	0.030	0.0016	1	02/20/24 14:39	02/21/24 19:02	7439-93-2	
Molybdenum	**0.0019J**	mg/L	0.010	0.00062	1	02/20/24 14:39	02/21/24 19:02	7439-98-7	
Selenium	ND	mg/L	0.0050	0.00096	1	02/20/24 14:39	02/21/24 19:02	7782-49-2	
Thallium	ND	mg/L	0.0010	0.00038	1	02/20/24 14:39	02/21/24 19:02	7440-28-0	
7470 Mercury	Analytical Method: EPA 7470A Preparation Method: EPA 7470A Pace Analytical Services - Peachtree Corners, GA								
Mercury	**0.00021**	mg/L	0.00020	0.00013	1	02/26/24 18:10	02/27/24 10:30	7439-97-6	
2540C Total Dissolved Solids	Analytical Method: SM 2540C-2015 Pace Analytical Services - Peachtree Corners, GA								
Total Dissolved Solids	**545**	mg/L	25.0	25.0	1		02/19/24 17:49		
2320B Alkalinity	Analytical Method: SM 2320B-2011 Pace Analytical Services - Asheville								
Alkalinity,Bicarbonate (CaCO3)	**187**	mg/L	5.0	5.0	1		02/21/24 13:24		
Alkalinity,Carbonate (CaCO3)	ND	mg/L	5.0	5.0	1		02/21/24 13:24		
Alkalinity, Total as CaCO3	**187**	mg/L	5.0	5.0	1		02/21/24 13:24		
4500S2D Sulfide Water	Analytical Method: SM 4500-S2D-2011 Pace Analytical Services - Asheville								
Sulfide	ND	mg/L	0.10	0.022	1		02/21/24 03:20	18496-25-8	
300.0 IC Anions 28 Days	Analytical Method: EPA 300.0 Rev 2.1 1993 Pace Analytical Services - Asheville								
Chloride	**56.3**	mg/L	1.0	0.60	1		02/20/24 07:07	16887-00-6	M1

REPORT OF LABORATORY ANALYSIS

This report shall not be reproduced, except in full,
without the written consent of Pace Analytical Services, LLC.

Pace Analytical Services, LLC
9800 Kincey Ave. Suite 100
Huntersville, NC 28078
(704)875-9092

ANALYTICAL RESULTS

Project: Plant Hammond AP-1
Pace Project No.: 92714158

Sample: HAM-AP1-FD-01 **Lab ID: 92714158010** Collected: 02/14/24 00:00 Received: 02/16/24 16:00 Matrix: Water

Parameters	Results	Units	Report Limit	MDL	DF	Prepared	Analyzed	CAS No.	Qual
300.0 IC Anions 28 Days	Analytical Method: EPA 300.0 Rev 2.1 1993 Pace Analytical Services - Asheville								
Fluoride	**0.057J**	mg/L	0.10	0.050	1		02/20/24 07:07	16984-48-8	
Sulfate	**146**	mg/L	3.0	1.5	3		02/20/24 17:42	14808-79-8	M1

This report shall not be reproduced, except in full,
without the written consent of Pace Analytical Services, LLC.

Pace Analytical Services, LLC
9800 Kincey Ave. Suite 100
Huntersville, NC 28078
(704)875-9092

ANALYTICAL RESULTS

Project: Plant Hammond AP-1
Pace Project No.: 92714158

Sample: HAM-HGWC-09 **Lab ID: 92714158011** Collected: 02/15/24 16:44 Received: 02/16/24 16:00 Matrix: Water

Parameters	Results	Units	Report Limit	MDL	DF	Prepared	Analyzed	CAS No.	Qual
6010D ATL ICP	Analytical Method: EPA 6010D Preparation Method: EPA 3010A								
	Pace Analytical Services - Peachtree Corners, GA								
Iron	**0.096**	mg/L	0.040	0.025	1	02/20/24 19:04	03/01/24 17:26	7439-89-6	
Manganese	**0.48**	mg/L	0.040	0.011	1	02/20/24 19:04	03/01/24 17:26	7439-96-5	
Potassium	**3.2**	mg/L	0.50	0.15	1	02/20/24 19:04	03/01/24 17:26	7440-09-7	
Sodium	**12.8**	mg/L	1.0	0.58	1	02/20/24 19:04	03/01/24 17:26	7440-23-5	
Calcium	**148**	mg/L	1.0	0.12	1	02/20/24 19:04	03/01/24 17:26	7440-70-2	
Magnesium	**17.7**	mg/L	0.050	0.012	1	02/20/24 19:04	03/01/24 17:26	7439-95-4	
6020 MET ICPMS	Analytical Method: EPA 6020B Preparation Method: EPA 3005A								
	Pace Analytical Services - Peachtree Corners, GA								
Antimony	ND	mg/L	0.0030	0.00054	1	02/20/24 14:39	02/21/24 19:06	7440-36-0	
Arsenic	ND	mg/L	0.0050	0.00084	1	02/20/24 14:39	02/21/24 19:06	7440-38-2	
Barium	**0.054**	mg/L	0.0050	0.00047	1	02/20/24 14:39	02/21/24 19:06	7440-39-3	
Beryllium	ND	mg/L	0.00050	0.000094	1	02/20/24 14:39	02/21/24 19:06	7440-41-7	
Boron	**2.1**	mg/L	0.040	0.012	1	02/20/24 14:39	02/21/24 19:06	7440-42-8	
Cadmium	ND	mg/L	0.00050	0.00010	1	02/20/24 14:39	02/21/24 19:06	7440-43-9	
Chromium	ND	mg/L	0.0050	0.0019	1	02/20/24 14:39	02/21/24 19:06	7440-47-3	
Cobalt	**0.0010J**	mg/L	0.0050	0.00032	1	02/20/24 14:39	02/21/24 19:06	7440-48-4	
Lead	ND	mg/L	0.0010	0.00016	1	02/20/24 14:39	02/21/24 19:06	7439-92-1	
Lithium	**0.0031J**	mg/L	0.030	0.0016	1	02/20/24 14:39	02/21/24 19:06	7439-93-2	
Molybdenum	**0.010**	mg/L	0.010	0.00062	1	02/20/24 14:39	02/21/24 19:06	7439-98-7	
Selenium	ND	mg/L	0.0050	0.00096	1	02/20/24 14:39	02/21/24 19:06	7782-49-2	
Thallium	ND	mg/L	0.0010	0.00038	1	02/20/24 14:39	02/21/24 19:06	7440-28-0	
7470 Mercury	Analytical Method: EPA 7470A Preparation Method: EPA 7470A								
	Pace Analytical Services - Peachtree Corners, GA								
Mercury	ND	mg/L	0.00020	0.00013	1	02/26/24 18:10	02/27/24 10:33	7439-97-6	
2540C Total Dissolved Solids	Analytical Method: SM 2540C-2015								
	Pace Analytical Services - Peachtree Corners, GA								
Total Dissolved Solids	**663**	mg/L	25.0	25.0	1		02/20/24 12:58		
2320B Alkalinity	Analytical Method: SM 2320B-2011								
	Pace Analytical Services - Asheville								
Alkalinity,Bicarbonate (CaCO3)	**142**	mg/L	5.0	5.0	1		02/21/24 20:42		
Alkalinity,Carbonate (CaCO3)	ND	mg/L	5.0	5.0	1		02/21/24 20:42		
Alkalinity, Total as CaCO3	**142**	mg/L	5.0	5.0	1		02/21/24 20:42		
4500S2D Sulfide Water	Analytical Method: SM 4500-S2D-2011								
	Pace Analytical Services - Asheville								
Sulfide	ND	mg/L	0.10	0.022	1		02/21/24 03:28	18496-25-8	
300.0 IC Anions 28 Days	Analytical Method: EPA 300.0 Rev 2.1 1993								
	Pace Analytical Services - Asheville								
Chloride	**83.2**	mg/L	1.0	0.60	1		02/20/24 07:53	16887-00-6	

REPORT OF LABORATORY ANALYSIS

This report shall not be reproduced, except in full,
without the written consent of Pace Analytical Services, LLC.

Pace Analytical Services, LLC
9800 Kincey Ave. Suite 100
Huntersville, NC 28078
(704)875-9092

ANALYTICAL RESULTS

Project: Plant Hammond AP-1
Pace Project No.: 92714158

Sample: HAM-HGWC-09 **Lab ID: 92714158011** Collected: 02/15/24 16:44 Received: 02/16/24 16:00 Matrix: Water

Parameters	Results	Units	Report Limit	MDL	DF	Prepared	Analyzed	CAS No.	Qual
300.0 IC Anions 28 Days	Analytical Method: EPA 300.0 Rev 2.1 1993 Pace Analytical Services - Asheville								
Fluoride	**0.087J**	mg/L	0.10	0.050	1		02/20/24 07:53	16984-48-8	
Sulfate	**199**	mg/L	4.0	2.0	4		02/20/24 18:58	14808-79-8	

This report shall not be reproduced, except in full,
without the written consent of Pace Analytical Services, LLC.

Pace Analytical Services, LLC
9800 Kincey Ave. Suite 100
Huntersville, NC 28078
(704)875-9092

ANALYTICAL RESULTS

Project: Plant Hammond AP-1
Pace Project No.: 92714158

Sample: HAM-HGWC-10 **Lab ID: 92714158012** Collected: 02/15/24 14:57 Received: 02/16/24 16:00 Matrix: Water

Parameters	Results	Units	Report Limit	MDL	DF	Prepared	Analyzed	CAS No.	Qual
6010D ATL ICP	Analytical Method: EPA 6010D Preparation Method: EPA 3010A								
	Pace Analytical Services - Peachtree Corners, GA								
Iron	ND	mg/L	0.040	0.025	1	02/20/24 19:04	03/01/24 17:29	7439-89-6	
Manganese	ND	mg/L	0.040	0.011	1	02/20/24 19:04	03/01/24 17:29	7439-96-5	
Potassium	**4.6**	mg/L	0.50	0.15	1	02/20/24 19:04	03/01/24 17:29	7440-09-7	
Sodium	**3.7**	mg/L	1.0	0.58	1	02/20/24 19:04	03/01/24 17:29	7440-23-5	
Calcium	**68.4**	mg/L	1.0	0.12	1	02/20/24 19:04	03/01/24 17:29	7440-70-2	
Magnesium	**4.4**	mg/L	0.050	0.012	1	02/20/24 19:04	03/01/24 17:29	7439-95-4	
6020 MET ICPMS	Analytical Method: EPA 6020B Preparation Method: EPA 3005A								
	Pace Analytical Services - Peachtree Corners, GA								
Antimony	ND	mg/L	0.0030	0.00054	1	02/20/24 14:39	02/21/24 19:17	7440-36-0	
Arsenic	ND	mg/L	0.0050	0.00084	1	02/20/24 14:39	02/21/24 19:17	7440-38-2	
Barium	**0.048**	mg/L	0.0050	0.00047	1	02/20/24 14:39	02/21/24 19:17	7440-39-3	
Beryllium	ND	mg/L	0.00050	0.000094	1	02/20/24 14:39	02/21/24 19:17	7440-41-7	
Boron	**0.089**	mg/L	0.040	0.012	1	02/20/24 14:39	02/21/24 19:17	7440-42-8	
Cadmium	ND	mg/L	0.00050	0.00010	1	02/20/24 14:39	02/21/24 19:17	7440-43-9	
Chromium	ND	mg/L	0.0050	0.0019	1	02/20/24 14:39	02/21/24 19:17	7440-47-3	
Cobalt	ND	mg/L	0.0050	0.00032	1	02/20/24 14:39	02/21/24 19:17	7440-48-4	
Lead	ND	mg/L	0.0010	0.00016	1	02/20/24 14:39	02/21/24 19:17	7439-92-1	
Lithium	ND	mg/L	0.030	0.0016	1	02/20/24 14:39	02/21/24 19:17	7439-93-2	
Molybdenum	ND	mg/L	0.010	0.00062	1	02/20/24 14:39	02/21/24 19:17	7439-98-7	
Selenium	**0.0038J**	mg/L	0.0050	0.00096	1	02/20/24 14:39	02/21/24 19:17	7782-49-2	
Thallium	ND	mg/L	0.0010	0.00038	1	02/20/24 14:39	02/21/24 19:17	7440-28-0	
7470 Mercury	Analytical Method: EPA 7470A Preparation Method: EPA 7470A								
	Pace Analytical Services - Peachtree Corners, GA								
Mercury	ND	mg/L	0.00020	0.00013	1	02/26/24 18:10	02/27/24 10:36	7439-97-6	
2540C Total Dissolved Solids	Analytical Method: SM 2540C-2015								
	Pace Analytical Services - Peachtree Corners, GA								
Total Dissolved Solids	**229**	mg/L	25.0	25.0	1		02/20/24 12:59		
2320B Alkalinity	Analytical Method: SM 2320B-2011								
	Pace Analytical Services - Asheville								
Alkalinity,Bicarbonate (CaCO3)	**131**	mg/L	5.0	5.0	1		02/21/24 20:52		
Alkalinity,Carbonate (CaCO3)	ND	mg/L	5.0	5.0	1		02/21/24 20:52		
Alkalinity, Total as CaCO3	**131**	mg/L	5.0	5.0	1		02/21/24 20:52		
4500S2D Sulfide Water	Analytical Method: SM 4500-S2D-2011								
	Pace Analytical Services - Asheville								
Sulfide	ND	mg/L	0.10	0.022	1		02/21/24 03:29	18496-25-8	
300.0 IC Anions 28 Days	Analytical Method: EPA 300.0 Rev 2.1 1993								
	Pace Analytical Services - Asheville								
Chloride	**2.6**	mg/L	1.0	0.60	1		02/20/24 08:08	16887-00-6	

This report shall not be reproduced, except in full,
without the written consent of Pace Analytical Services, LLC.

Pace Analytical Services, LLC
9800 Kincey Ave. Suite 100
Huntersville, NC 28078
(704)875-9092

ANALYTICAL RESULTS

Project: Plant Hammond AP-1
Pace Project No.: 92714158

Sample: HAM-HGWC-10 **Lab ID: 92714158012** Collected: 02/15/24 14:57 Received: 02/16/24 16:00 Matrix: Water

Parameters	Results	Units	Report Limit	MDL	DF	Prepared	Analyzed	CAS No.	Qual
300.0 IC Anions 28 Days	Analytical Method: EPA 300.0 Rev 2.1 1993 Pace Analytical Services - Asheville								
Fluoride	**0.12**	mg/L	0.10	0.050	1		02/20/24 08:08	16984-48-8	
Sulfate	**51.2**	mg/L	1.0	0.50	1		02/20/24 08:08	14808-79-8	

This report shall not be reproduced, except in full,
without the written consent of Pace Analytical Services, LLC.

Pace Analytical Services, LLC
9800 Kincey Ave. Suite 100
Huntersville, NC 28078
(704)875-9092

ANALYTICAL RESULTS

Project: Plant Hammond AP-1
Pace Project No.: 92714158

Sample: HAM-HGWC-11 **Lab ID: 92714158013** Collected: 02/15/24 10:06 Received: 02/16/24 16:00 Matrix: Water

Parameters	Results	Units	Report Limit	MDL	DF	Prepared	Analyzed	CAS No.	Qual
6010D ATL ICP	Analytical Method: EPA 6010D Preparation Method: EPA 3010A								
	Pace Analytical Services - Peachtree Corners, GA								
Iron	**0.032J**	mg/L	0.040	0.025	1	02/20/24 19:04	03/01/24 17:31	7439-89-6	
Manganese	**0.013J**	mg/L	0.040	0.011	1	02/20/24 19:04	03/01/24 17:31	7439-96-5	
Potassium	**3.7**	mg/L	0.50	0.15	1	02/20/24 19:04	03/01/24 17:31	7440-09-7	
Sodium	**5.5**	mg/L	1.0	0.58	1	02/20/24 19:04	03/01/24 17:31	7440-23-5	
Calcium	**125**	mg/L	1.0	0.12	1	02/20/24 19:04	03/01/24 17:31	7440-70-2	
Magnesium	**14.1**	mg/L	0.050	0.012	1	02/20/24 19:04	03/01/24 17:31	7439-95-4	
6020 MET ICPMS	Analytical Method: EPA 6020B Preparation Method: EPA 3005A								
	Pace Analytical Services - Peachtree Corners, GA								
Antimony	ND	mg/L	0.0030	0.00054	1	02/20/24 14:39	02/21/24 19:21	7440-36-0	
Arsenic	ND	mg/L	0.0050	0.00084	1	02/20/24 14:39	02/21/24 19:21	7440-38-2	
Barium	**0.037**	mg/L	0.0050	0.00047	1	02/20/24 14:39	02/21/24 19:21	7440-39-3	
Beryllium	ND	mg/L	0.00050	0.000094	1	02/20/24 14:39	02/21/24 19:21	7440-41-7	
Boron	**0.85**	mg/L	0.040	0.012	1	02/20/24 14:39	02/21/24 19:21	7440-42-8	
Cadmium	ND	mg/L	0.00050	0.00010	1	02/20/24 14:39	02/21/24 19:21	7440-43-9	
Chromium	ND	mg/L	0.0050	0.0019	1	02/20/24 14:39	02/21/24 19:21	7440-47-3	
Cobalt	ND	mg/L	0.0050	0.00032	1	02/20/24 14:39	02/21/24 19:21	7440-48-4	
Lead	ND	mg/L	0.0010	0.00016	1	02/20/24 14:39	02/21/24 19:21	7439-92-1	
Lithium	ND	mg/L	0.030	0.0016	1	02/20/24 14:39	02/21/24 19:21	7439-93-2	
Molybdenum	**0.029**	mg/L	0.010	0.00062	1	02/20/24 14:39	02/21/24 19:21	7439-98-7	
Selenium	**0.0063**	mg/L	0.0050	0.00096	1	02/20/24 14:39	02/21/24 19:21	7782-49-2	
Thallium	ND	mg/L	0.0010	0.00038	1	02/20/24 14:39	02/21/24 19:21	7440-28-0	
7470 Mercury	Analytical Method: EPA 7470A Preparation Method: EPA 7470A								
	Pace Analytical Services - Peachtree Corners, GA								
Mercury	ND	mg/L	0.00020	0.00013	1	02/26/24 18:10	02/27/24 10:38	7439-97-6	
2540C Total Dissolved Solids	Analytical Method: SM 2540C-2015								
	Pace Analytical Services - Peachtree Corners, GA								
Total Dissolved Solids	**491**	mg/L	25.0	25.0	1		02/20/24 12:59		
2320B Alkalinity	Analytical Method: SM 2320B-2011								
	Pace Analytical Services - Asheville								
Alkalinity,Bicarbonate (CaCO3)	**131**	mg/L	5.0	5.0	1		02/21/24 21:12		
Alkalinity,Carbonate (CaCO3)	ND	mg/L	5.0	5.0	1		02/21/24 21:12		
Alkalinity, Total as CaCO3	**131**	mg/L	5.0	5.0	1		02/21/24 21:12		
4500S2D Sulfide Water	Analytical Method: SM 4500-S2D-2011								
	Pace Analytical Services - Asheville								
Sulfide	ND	mg/L	0.10	0.022	1		02/21/24 03:29	18496-25-8	
300.0 IC Anions 28 Days	Analytical Method: EPA 300.0 Rev 2.1 1993								
	Pace Analytical Services - Asheville								
Chloride	**14.5**	mg/L	1.0	0.60	1		02/20/24 08:24	16887-00-6	

This report shall not be reproduced, except in full,
without the written consent of Pace Analytical Services, LLC.

Pace Analytical Services, LLC
9800 Kincey Ave. Suite 100
Huntersville, NC 28078
(704)875-9092

ANALYTICAL RESULTS

Project: Plant Hammond AP-1
Pace Project No.: 92714158

Sample: HAM-HGWC-11 **Lab ID: 92714158013** Collected: 02/15/24 10:06 Received: 02/16/24 16:00 Matrix: Water

Parameters	Results	Units	Report Limit	MDL	DF	Prepared	Analyzed	CAS No.	Qual
300.0 IC Anions 28 Days	Analytical Method: EPA 300.0 Rev 2.1 1993 Pace Analytical Services - Asheville								
Fluoride	**0.21**	mg/L	0.10	0.050	1		02/20/24 08:24	16984-48-8	
Sulfate	**208**	mg/L	5.0	2.5	5		02/20/24 19:13	14808-79-8	

This report shall not be reproduced, except in full,
without the written consent of Pace Analytical Services, LLC.

Pace Analytical Services, LLC
9800 Kincey Ave. Suite 100
Huntersville, NC 28078
(704)875-9092

ANALYTICAL RESULTS

Project: Plant Hammond AP-1
Pace Project No.: 92714158

Sample: HAM-HGWC-12 **Lab ID: 92714158014** Collected: 02/15/24 11:35 Received: 02/16/24 16:00 Matrix: Water

Parameters	Results	Units	Report Limit	MDL	DF	Prepared	Analyzed	CAS No.	Qual
6010D ATL ICP	Analytical Method: EPA 6010D Preparation Method: EPA 3010A								
	Pace Analytical Services - Peachtree Corners, GA								
Iron	**0.055**	mg/L	0.040	0.025	1	02/20/24 19:04	03/01/24 17:34	7439-89-6	
Manganese	**1.6**	mg/L	0.040	0.011	1	02/20/24 19:04	03/01/24 17:34	7439-96-5	
Potassium	**7.6**	mg/L	0.50	0.15	1	02/20/24 19:04	03/01/24 17:34	7440-09-7	
Sodium	**9.0**	mg/L	1.0	0.58	1	02/20/24 19:04	03/01/24 17:34	7440-23-5	
Calcium	**171**	mg/L	1.0	0.12	1	02/20/24 19:04	03/01/24 17:34	7440-70-2	
Magnesium	**16.6**	mg/L	0.050	0.012	1	02/20/24 19:04	03/01/24 17:34	7439-95-4	
6020 MET ICPMS	Analytical Method: EPA 6020B Preparation Method: EPA 3005A								
	Pace Analytical Services - Peachtree Corners, GA								
Antimony	ND	mg/L	0.0030	0.00054	1	02/20/24 14:39	02/21/24 19:25	7440-36-0	
Arsenic	**0.0027J**	mg/L	0.0050	0.00084	1	02/20/24 14:39	02/21/24 19:25	7440-38-2	
Barium	**0.068**	mg/L	0.0050	0.00047	1	02/20/24 14:39	02/21/24 19:25	7440-39-3	
Beryllium	ND	mg/L	0.00050	0.000094	1	02/20/24 14:39	02/21/24 19:25	7440-41-7	
Boron	**1.8**	mg/L	0.040	0.012	1	02/20/24 14:39	02/21/24 19:25	7440-42-8	
Cadmium	ND	mg/L	0.00050	0.00010	1	02/20/24 14:39	02/21/24 19:25	7440-43-9	
Chromium	ND	mg/L	0.0050	0.0019	1	02/20/24 14:39	02/21/24 19:25	7440-47-3	
Cobalt	**0.0013J**	mg/L	0.0050	0.00032	1	02/20/24 14:39	02/21/24 19:25	7440-48-4	
Lead	ND	mg/L	0.0010	0.00016	1	02/20/24 14:39	02/21/24 19:25	7439-92-1	
Lithium	**0.0080J**	mg/L	0.030	0.0016	1	02/20/24 14:39	02/21/24 19:25	7439-93-2	
Molybdenum	**0.046**	mg/L	0.010	0.00062	1	02/20/24 14:39	02/21/24 19:25	7439-98-7	
Selenium	ND	mg/L	0.0050	0.00096	1	02/20/24 14:39	02/21/24 19:25	7782-49-2	
Thallium	ND	mg/L	0.0010	0.00038	1	02/20/24 14:39	02/21/24 19:25	7440-28-0	
7470 Mercury	Analytical Method: EPA 7470A Preparation Method: EPA 7470A								
	Pace Analytical Services - Peachtree Corners, GA								
Mercury	ND	mg/L	0.00020	0.00013	1	02/26/24 18:10	02/27/24 10:41	7439-97-6	
2540C Total Dissolved Solids	Analytical Method: SM 2540C-2015								
	Pace Analytical Services - Peachtree Corners, GA								
Total Dissolved Solids	**660**	mg/L	25.0	25.0	1		02/20/24 12:59		
2320B Alkalinity	Analytical Method: SM 2320B-2011								
	Pace Analytical Services - Asheville								
Alkalinity,Bicarbonate (CaCO3)	**195**	mg/L	5.0	5.0	1		02/21/24 21:22		
Alkalinity,Carbonate (CaCO3)	ND	mg/L	5.0	5.0	1		02/21/24 21:22		
Alkalinity, Total as CaCO3	**195**	mg/L	5.0	5.0	1		02/21/24 21:22		
4500S2D Sulfide Water	Analytical Method: SM 4500-S2D-2011								
	Pace Analytical Services - Asheville								
Sulfide	ND	mg/L	0.10	0.022	1		02/21/24 03:30	18496-25-8	
300.0 IC Anions 28 Days	Analytical Method: EPA 300.0 Rev 2.1 1993								
	Pace Analytical Services - Asheville								
Chloride	**37.7**	mg/L	1.0	0.60	1		02/20/24 08:39	16887-00-6	

This report shall not be reproduced, except in full,
without the written consent of Pace Analytical Services, LLC.

Pace Analytical Services, LLC
9800 Kincey Ave. Suite 100
Huntersville, NC 28078
(704)875-9092

ANALYTICAL RESULTS

Project: Plant Hammond AP-1
Pace Project No.: 92714158

Sample: HAM-HGWC-12 **Lab ID: 92714158014** Collected: 02/15/24 11:35 Received: 02/16/24 16:00 Matrix: Water

Parameters	Results	Units	Report Limit	MDL	DF	Prepared	Analyzed	CAS No.	Qual
300.0 IC Anions 28 Days	Analytical Method: EPA 300.0 Rev 2.1 1993 Pace Analytical Services - Asheville								
Fluoride	**0.19**	mg/L	0.10	0.050	1		02/20/24 08:39	16984-48-8	
Sulfate	**240**	mg/L	5.0	2.5	5		02/20/24 19:28	14808-79-8	

This report shall not be reproduced, except in full,
without the written consent of Pace Analytical Services, LLC.

Pace Analytical Services, LLC
9800 Kincey Ave. Suite 100
Huntersville, NC 28078
(704)875-9092

ANALYTICAL RESULTS

Project: Plant Hammond AP-1
Pace Project No.: 92714158

Sample: HAM-MW-5 **Lab ID: 92714158015** Collected: 02/15/24 10:00 Received: 02/16/24 16:00 Matrix: Water

Parameters	Results	Units	Report Limit	MDL	DF	Prepared	Analyzed	CAS No.	Qual
6010D ATL ICP	Analytical Method: EPA 6010D Preparation Method: EPA 3010A Pace Analytical Services - Peachtree Corners, GA								
Iron	ND	mg/L	0.040	0.025	1	02/20/24 19:04	03/01/24 20:15	7439-89-6	
Manganese	ND	mg/L	0.040	0.011	1	02/20/24 19:04	03/01/24 20:15	7439-96-5	
Potassium	**0.84**	mg/L	0.50	0.15	1	02/20/24 19:04	03/01/24 20:15	7440-09-7	
Sodium	**14.5**	mg/L	1.0	0.58	1	02/20/24 19:04	03/01/24 20:15	7440-23-5	
Calcium	**72.9**	mg/L	1.0	0.12	1	02/20/24 19:04	03/01/24 20:15	7440-70-2	
Magnesium	**8.5**	mg/L	0.050	0.012	1	02/20/24 19:04	03/01/24 20:15	7439-95-4	
6020 MET ICPMS	Analytical Method: EPA 6020B Preparation Method: EPA 3005A Pace Analytical Services - Peachtree Corners, GA								
Antimony	ND	mg/L	0.0030	0.00054	1	02/20/24 14:39	02/21/24 19:28	7440-36-0	
Arsenic	ND	mg/L	0.0050	0.00084	1	02/20/24 14:39	02/21/24 19:28	7440-38-2	
Barium	**0.039**	mg/L	0.0050	0.00047	1	02/20/24 14:39	02/21/24 19:28	7440-39-3	
Beryllium	ND	mg/L	0.00050	0.000094	1	02/20/24 14:39	02/21/24 19:28	7440-41-7	
Boron	**0.046**	mg/L	0.040	0.012	1	02/20/24 14:39	02/21/24 19:28	7440-42-8	
Cadmium	ND	mg/L	0.00050	0.00010	1	02/20/24 14:39	02/21/24 19:28	7440-43-9	
Chromium	**0.0029J**	mg/L	0.0050	0.0019	1	02/20/24 14:39	02/21/24 19:28	7440-47-3	
Cobalt	ND	mg/L	0.0050	0.00032	1	02/20/24 14:39	02/21/24 19:28	7440-48-4	
Lead	ND	mg/L	0.0010	0.00016	1	02/20/24 14:39	02/21/24 19:28	7439-92-1	
Lithium	ND	mg/L	0.030	0.0016	1	02/20/24 14:39	02/21/24 19:28	7439-93-2	
Molybdenum	ND	mg/L	0.010	0.00062	1	02/20/24 14:39	02/21/24 19:28	7439-98-7	
Selenium	**0.0043J**	mg/L	0.0050	0.00096	1	02/20/24 14:39	02/21/24 19:28	7782-49-2	
Thallium	ND	mg/L	0.0010	0.00038	1	02/20/24 14:39	02/21/24 19:28	7440-28-0	
7470 Mercury	Analytical Method: EPA 7470A Preparation Method: EPA 7470A Pace Analytical Services - Peachtree Corners, GA								
Mercury	ND	mg/L	0.00020	0.00013	1	02/26/24 18:10	02/27/24 10:44	7439-97-6	
2540C Total Dissolved Solids	Analytical Method: SM 2540C-2015 Pace Analytical Services - Peachtree Corners, GA								
Total Dissolved Solids	**328**	mg/L	25.0	25.0	1		02/20/24 13:00		
2320B Alkalinity	Analytical Method: SM 2320B-2011 Pace Analytical Services - Asheville								
Alkalinity,Bicarbonate (CaCO3)	**127**	mg/L	5.0	5.0	1		02/21/24 21:35		
Alkalinity,Carbonate (CaCO3)	ND	mg/L	5.0	5.0	1		02/21/24 21:35		
Alkalinity, Total as CaCO3	**127**	mg/L	5.0	5.0	1		02/21/24 21:35		
4500S2D Sulfide Water	Analytical Method: SM 4500-S2D-2011 Pace Analytical Services - Asheville								
Sulfide	ND	mg/L	0.10	0.022	1		02/21/24 03:30	18496-25-8	
300.0 IC Anions 28 Days	Analytical Method: EPA 300.0 Rev 2.1 1993 Pace Analytical Services - Asheville								
Chloride	**0.95J**	mg/L	1.0	0.60	1		02/20/24 09:25	16887-00-6	

This report shall not be reproduced, except in full,
without the written consent of Pace Analytical Services, LLC.

Pace Analytical Services, LLC
9800 Kincey Ave. Suite 100
Huntersville, NC 28078
(704)875-9092

ANALYTICAL RESULTS

Project: Plant Hammond AP-1
Pace Project No.: 92714158

Sample: HAM-MW-5 **Lab ID: 92714158015** Collected: 02/15/24 10:00 Received: 02/16/24 16:00 Matrix: Water

Parameters	Results	Units	Report Limit	MDL	DF	Prepared	Analyzed	CAS No.	Qual
300.0 IC Anions 28 Days	Analytical Method: EPA 300.0 Rev 2.1 1993 Pace Analytical Services - Asheville								
Fluoride	**0.086J**	mg/L	0.10	0.050	1		02/20/24 09:25	16984-48-8	
Sulfate	**110**	mg/L	2.0	1.0	2		02/20/24 19:43	14808-79-8	

This report shall not be reproduced, except in full,
without the written consent of Pace Analytical Services, LLC.

Pace Analytical Services, LLC
9800 Kincey Ave. Suite 100
Huntersville, NC 28078
(704)875-9092

ANALYTICAL RESULTS

Project: Plant Hammond AP-1
Pace Project No.: 92714158

Sample: HAM-MW-19 **Lab ID: 92714158016** Collected: 02/15/24 16:22 Received: 02/16/24 16:00 Matrix: Water

Parameters	Results	Units	Report Limit	MDL	DF	Prepared	Analyzed	CAS No.	Qual
6010D ATL ICP	Analytical Method: EPA 6010D Preparation Method: EPA 3010A								
	Pace Analytical Services - Peachtree Corners, GA								
Iron	**0.25**	mg/L	0.040	0.025	1	02/20/24 19:04	03/01/24 17:37	7439-89-6	
Manganese	**1.2**	mg/L	0.040	0.011	1	02/20/24 19:04	03/01/24 17:37	7439-96-5	
Potassium	**1.0**	mg/L	0.50	0.15	1	02/20/24 19:04	03/01/24 17:37	7440-09-7	
Sodium	**5.0**	mg/L	1.0	0.58	1	02/20/24 19:04	03/01/24 17:37	7440-23-5	
Calcium	**109**	mg/L	1.0	0.12	1	02/20/24 19:04	03/01/24 17:37	7440-70-2	
Magnesium	**10.8**	mg/L	0.050	0.012	1	02/20/24 19:04	03/01/24 17:37	7439-95-4	
6020 MET ICPMS	Analytical Method: EPA 6020B Preparation Method: EPA 3005A								
	Pace Analytical Services - Peachtree Corners, GA								
Antimony	ND	mg/L	0.0030	0.00054	1	02/20/24 14:39	02/21/24 19:32	7440-36-0	
Arsenic	ND	mg/L	0.0050	0.00084	1	02/20/24 14:39	02/21/24 19:32	7440-38-2	
Barium	**0.030**	mg/L	0.0050	0.00047	1	02/20/24 14:39	02/21/24 19:32	7440-39-3	
Beryllium	ND	mg/L	0.00050	0.000094	1	02/20/24 14:39	02/21/24 19:32	7440-41-7	
Boron	**0.25**	mg/L	0.040	0.012	1	02/20/24 14:39	02/21/24 19:32	7440-42-8	
Cadmium	ND	mg/L	0.00050	0.00010	1	02/20/24 14:39	02/21/24 19:32	7440-43-9	
Chromium	ND	mg/L	0.0050	0.0019	1	02/20/24 14:39	02/21/24 19:32	7440-47-3	
Cobalt	**0.011**	mg/L	0.0050	0.00032	1	02/20/24 14:39	02/21/24 19:32	7440-48-4	
Lead	ND	mg/L	0.0010	0.00016	1	02/20/24 14:39	02/21/24 19:32	7439-92-1	
Lithium	ND	mg/L	0.030	0.0016	1	02/20/24 14:39	02/21/24 19:32	7439-93-2	
Molybdenum	ND	mg/L	0.010	0.00062	1	02/20/24 14:39	02/21/24 19:32	7439-98-7	
Selenium	**0.0082**	mg/L	0.0050	0.00096	1	02/20/24 14:39	02/21/24 19:32	7782-49-2	
Thallium	ND	mg/L	0.0010	0.00038	1	02/20/24 14:39	02/21/24 19:32	7440-28-0	
7470 Mercury	Analytical Method: EPA 7470A Preparation Method: EPA 7470A								
	Pace Analytical Services - Peachtree Corners, GA								
Mercury	ND	mg/L	0.00020	0.00013	1	02/26/24 18:10	02/27/24 10:46	7439-97-6	
2540C Total Dissolved Solids	Analytical Method: SM 2540C-2015								
	Pace Analytical Services - Peachtree Corners, GA								
Total Dissolved Solids	**402**	mg/L	25.0	25.0	1		02/20/24 13:00		
2320B Alkalinity	Analytical Method: SM 2320B-2011								
	Pace Analytical Services - Asheville								
Alkalinity,Bicarbonate (CaCO3)	**128**	mg/L	5.0	5.0	1		02/21/24 21:46		
Alkalinity,Carbonate (CaCO3)	ND	mg/L	5.0	5.0	1		02/21/24 21:46		
Alkalinity, Total as CaCO3	**128**	mg/L	5.0	5.0	1		02/21/24 21:46		
4500S2D Sulfide Water	Analytical Method: SM 4500-S2D-2011								
	Pace Analytical Services - Asheville								
Sulfide	ND	mg/L	0.10	0.022	1		02/21/24 03:31	18496-25-8	
300.0 IC Anions 28 Days	Analytical Method: EPA 300.0 Rev 2.1 1993								
	Pace Analytical Services - Asheville								
Chloride	**7.5**	mg/L	1.0	0.60	1		02/20/24 09:40	16887-00-6	

This report shall not be reproduced, except in full,
without the written consent of Pace Analytical Services, LLC.

Pace Analytical Services, LLC
9800 Kincey Ave. Suite 100
Huntersville, NC 28078
(704)875-9092

ANALYTICAL RESULTS

Project: Plant Hammond AP-1
Pace Project No.: 92714158

Sample: HAM-MW-19 **Lab ID: 92714158016** Collected: 02/15/24 16:22 Received: 02/16/24 16:00 Matrix: Water

Parameters	Results	Units	Report Limit	MDL	DF	Prepared	Analyzed	CAS No.	Qual
300.0 IC Anions 28 Days	Analytical Method: EPA 300.0 Rev 2.1 1993 Pace Analytical Services - Asheville								
Fluoride	**0.060J**	mg/L	0.10	0.050	1		02/20/24 09:40	16984-48-8	
Sulfate	**161**	mg/L	3.0	1.5	3		02/20/24 19:58	14808-79-8	

This report shall not be reproduced, except in full,
without the written consent of Pace Analytical Services, LLC.

Pace Analytical Services, LLC
9800 Kincey Ave. Suite 100
Huntersville, NC 28078
(704)875-9092

ANALYTICAL RESULTS

Project: Plant Hammond AP-1
Pace Project No.: 92714158

Sample: HAM-MW-24D **Lab ID: 92714158017** Collected: 02/15/24 16:12 Received: 02/16/24 16:00 Matrix: Water

Parameters	Results	Units	Report Limit	MDL	DF	Prepared	Analyzed	CAS No.	Qual
6010D ATL ICP	Analytical Method: EPA 6010D Preparation Method: EPA 3010A								
	Pace Analytical Services - Peachtree Corners, GA								
Iron	**0.14**	mg/L	0.040	0.025	1	02/20/24 19:04	03/01/24 17:39	7439-89-6	
Manganese	**0.028J**	mg/L	0.040	0.011	1	02/20/24 19:04	03/01/24 17:39	7439-96-5	
Potassium	**1.5**	mg/L	0.50	0.15	1	02/20/24 19:04	03/01/24 17:39	7440-09-7	
Sodium	**9.8**	mg/L	1.0	0.58	1	02/20/24 19:04	03/01/24 17:39	7440-23-5	
Calcium	**84.0**	mg/L	1.0	0.12	1	02/20/24 19:04	03/01/24 17:39	7440-70-2	
Magnesium	**10.8**	mg/L	0.050	0.012	1	02/20/24 19:04	03/01/24 17:39	7439-95-4	
6020 MET ICPMS	Analytical Method: EPA 6020B Preparation Method: EPA 3005A								
	Pace Analytical Services - Peachtree Corners, GA								
Antimony	ND	mg/L	0.0030	0.00054	1	02/20/24 15:19	02/23/24 15:04	7440-36-0	
Arsenic	ND	mg/L	0.0050	0.00084	1	02/20/24 15:19	02/23/24 15:04	7440-38-2	
Barium	**0.034**	mg/L	0.0050	0.00047	1	02/20/24 15:19	02/23/24 15:04	7440-39-3	
Beryllium	ND	mg/L	0.00050	0.000094	1	02/20/24 15:19	02/23/24 15:04	7440-41-7	
Boron	**0.38**	mg/L	0.040	0.012	1	02/20/24 15:19	02/23/24 15:04	7440-42-8	
Cadmium	ND	mg/L	0.00050	0.00010	1	02/20/24 15:19	02/23/24 15:04	7440-43-9	
Chromium	ND	mg/L	0.0050	0.0019	1	02/20/24 15:19	02/23/24 15:04	7440-47-3	
Cobalt	ND	mg/L	0.0050	0.00032	1	02/20/24 15:19	02/23/24 15:04	7440-48-4	
Lead	ND	mg/L	0.0010	0.00016	1	02/20/24 15:19	02/23/24 15:04	7439-92-1	
Lithium	**0.0031J**	mg/L	0.030	0.0016	1	02/20/24 15:19	02/23/24 15:04	7439-93-2	
Molybdenum	**0.0085J**	mg/L	0.010	0.00062	1	02/20/24 15:19	02/23/24 15:04	7439-98-7	
Selenium	ND	mg/L	0.0050	0.00096	1	02/20/24 15:19	02/23/24 15:04	7782-49-2	
Thallium	ND	mg/L	0.0010	0.00038	1	02/20/24 15:19	02/23/24 15:04	7440-28-0	
7470 Mercury	Analytical Method: EPA 7470A Preparation Method: EPA 7470A								
	Pace Analytical Services - Peachtree Corners, GA								
Mercury	ND	mg/L	0.00020	0.00013	1	02/26/24 18:10	02/27/24 10:54	7439-97-6	
2540C Total Dissolved Solids	Analytical Method: SM 2540C-2015								
	Pace Analytical Services - Peachtree Corners, GA								
Total Dissolved Solids	**343**	mg/L	25.0	25.0	1		02/20/24 13:00		
2320B Alkalinity	Analytical Method: SM 2320B-2011								
	Pace Analytical Services - Asheville								
Alkalinity,Bicarbonate (CaCO3)	**103**	mg/L	5.0	5.0	1		02/21/24 21:57		
Alkalinity,Carbonate (CaCO3)	ND	mg/L	5.0	5.0	1		02/21/24 21:57		
Alkalinity, Total as CaCO3	**103**	mg/L	5.0	5.0	1		02/21/24 21:57		
4500S2D Sulfide Water	Analytical Method: SM 4500-S2D-2011								
	Pace Analytical Services - Asheville								
Sulfide	ND	mg/L	0.10	0.022	1		02/21/24 03:31	18496-25-8	
300.0 IC Anions 28 Days	Analytical Method: EPA 300.0 Rev 2.1 1993								
	Pace Analytical Services - Asheville								
Chloride	**27.8**	mg/L	1.0	0.60	1		02/20/24 09:55	16887-00-6	

REPORT OF LABORATORY ANALYSIS

This report shall not be reproduced, except in full,
without the written consent of Pace Analytical Services, LLC.

Pace Analytical Services, LLC
9800 Kincey Ave. Suite 100
Huntersville, NC 28078
(704)875-9092

ANALYTICAL RESULTS

Project: Plant Hammond AP-1
Pace Project No.: 92714158

Sample: HAM-MW-24D **Lab ID: 92714158017** Collected: 02/15/24 16:12 Received: 02/16/24 16:00 Matrix: Water

Parameters	Results	Units	Report Limit	MDL	DF	Prepared	Analyzed	CAS No.	Qual
300.0 IC Anions 28 Days	Analytical Method: EPA 300.0 Rev 2.1 1993 Pace Analytical Services - Asheville								
Fluoride	**0.12**	mg/L	0.10	0.050	1		02/20/24 09:55	16984-48-8	
Sulfate	**115**	mg/L	2.0	1.0	2		02/20/24 20:13	14808-79-8	

This report shall not be reproduced, except in full,
without the written consent of Pace Analytical Services, LLC.

Pace Analytical Services, LLC
9800 Kincey Ave. Suite 100
Huntersville, NC 28078
(704)875-9092

ANALYTICAL RESULTS

Project: Plant Hammond AP-1
Pace Project No.: 92714158

Sample: HAM-MW-25D **Lab ID: 92714158018** Collected: 02/15/24 14:25 Received: 02/16/24 16:00 Matrix: Water

Parameters	Results	Units	Report Limit	MDL	DF	Prepared	Analyzed	CAS No.	Qual
6010D ATL ICP	Analytical Method: EPA 6010D Preparation Method: EPA 3010A								
	Pace Analytical Services - Peachtree Corners, GA								
Iron	**0.45**	mg/L	0.040	0.025	1	02/20/24 19:35	03/01/24 17:52	7439-89-6	
Manganese	**0.018J**	mg/L	0.040	0.011	1	02/20/24 19:35	03/01/24 17:52	7439-96-5	
Potassium	**0.53**	mg/L	0.50	0.15	1	02/20/24 19:35	03/01/24 17:52	7440-09-7	
Sodium	**100**	mg/L	1.0	0.58	1	02/20/24 19:35	03/01/24 17:52	7440-23-5	M1
Calcium	**23.5**	mg/L	1.0	0.12	1	02/20/24 19:35	03/01/24 17:52	7440-70-2	M1
Magnesium	**10.5**	mg/L	0.050	0.012	1	02/20/24 19:35	03/01/24 17:52	7439-95-4	
6020 MET ICPMS	Analytical Method: EPA 6020B Preparation Method: EPA 3005A								
	Pace Analytical Services - Peachtree Corners, GA								
Antimony	ND	mg/L	0.0030	0.00054	1	02/20/24 15:19	02/23/24 15:08	7440-36-0	
Arsenic	ND	mg/L	0.0050	0.00084	1	02/20/24 15:19	02/23/24 15:08	7440-38-2	
Barium	**0.69**	mg/L	0.0050	0.00047	1	02/20/24 15:19	02/23/24 15:08	7440-39-3	
Beryllium	ND	mg/L	0.00050	0.000094	1	02/20/24 15:19	02/23/24 15:08	7440-41-7	
Boron	**0.30**	mg/L	0.040	0.012	1	02/20/24 15:19	02/23/24 15:08	7440-42-8	
Cadmium	ND	mg/L	0.00050	0.00010	1	02/20/24 15:19	02/23/24 15:08	7440-43-9	
Chromium	ND	mg/L	0.0050	0.0019	1	02/20/24 15:19	02/23/24 15:08	7440-47-3	
Cobalt	ND	mg/L	0.0050	0.00032	1	02/20/24 15:19	02/23/24 15:08	7440-48-4	
Lead	ND	mg/L	0.0010	0.00016	1	02/20/24 15:19	02/23/24 15:08	7439-92-1	
Lithium	**0.038**	mg/L	0.030	0.0016	1	02/20/24 15:19	02/23/24 15:08	7439-93-2	
Molybdenum	ND	mg/L	0.010	0.00062	1	02/20/24 15:19	02/23/24 15:08	7439-98-7	
Selenium	ND	mg/L	0.0050	0.00096	1	02/20/24 15:19	02/23/24 15:08	7782-49-2	
Thallium	ND	mg/L	0.0010	0.00038	1	02/20/24 15:19	02/23/24 15:08	7440-28-0	
7470 Mercury	Analytical Method: EPA 7470A Preparation Method: EPA 7470A								
	Pace Analytical Services - Peachtree Corners, GA								
Mercury	ND	mg/L	0.00020	0.00013	1	02/26/24 18:10	02/27/24 10:57	7439-97-6	
2540C Total Dissolved Solids	Analytical Method: SM 2540C-2015								
	Pace Analytical Services - Peachtree Corners, GA								
Total Dissolved Solids	**334**	mg/L	25.0	25.0	1		02/21/24 18:05		
2320B Alkalinity	Analytical Method: SM 2320B-2011								
	Pace Analytical Services - Asheville								
Alkalinity,Bicarbonate (CaCO3)	**302**	mg/L	5.0	5.0	1		02/22/24 20:07		
Alkalinity,Carbonate (CaCO3)	ND	mg/L	5.0	5.0	1		02/22/24 20:07		
Alkalinity, Total as CaCO3	**302**	mg/L	5.0	5.0	1		02/22/24 20:07		
4500S2D Sulfide Water	Analytical Method: SM 4500-S2D-2011								
	Pace Analytical Services - Asheville								
Sulfide	**0.19**	mg/L	0.10	0.022	1		02/21/24 03:31	18496-25-8	
300.0 IC Anions 28 Days	Analytical Method: EPA 300.0 Rev 2.1 1993								
	Pace Analytical Services - Asheville								
Chloride	**14.0**	mg/L	1.0	0.60	1		02/20/24 10:11	16887-00-6	

This report shall not be reproduced, except in full,
without the written consent of Pace Analytical Services, LLC.

Pace Analytical Services, LLC
9800 Kincey Ave. Suite 100
Huntersville, NC 28078
(704)875-9092

ANALYTICAL RESULTS

Project: Plant Hammond AP-1
Pace Project No.: 92714158

Sample: HAM-MW-25D **Lab ID: 92714158018** Collected: 02/15/24 14:25 Received: 02/16/24 16:00 Matrix: Water

Parameters	Results	Units	Report Limit	MDL	DF	Prepared	Analyzed	CAS No.	Qual
300.0 IC Anions 28 Days	Analytical Method: EPA 300.0 Rev 2.1 1993 Pace Analytical Services - Asheville								
Fluoride	**1.4**	mg/L	0.10	0.050	1		02/20/24 10:11	16984-48-8	
Sulfate	ND	mg/L	1.0	0.50	1		02/20/24 10:11	14808-79-8	

This report shall not be reproduced, except in full,
without the written consent of Pace Analytical Services, LLC.

Pace Analytical Services, LLC
9800 Kincey Ave. Suite 100
Huntersville, NC 28078
(704)875-9092

ANALYTICAL RESULTS

Project: Plant Hammond AP-1
Pace Project No.: 92714158

Sample: HAM-MW-26D **Lab ID: 92714158019** Collected: 02/15/24 11:38 Received: 02/16/24 16:00 Matrix: Water

Parameters	Results	Units	Report Limit	MDL	DF	Prepared	Analyzed	CAS No.	Qual
6010D ATL ICP	Analytical Method: EPA 6010D Preparation Method: EPA 3010A								
	Pace Analytical Services - Peachtree Corners, GA								
Iron	**0.10**	mg/L	0.040	0.025	1	02/20/24 19:35	03/01/24 17:59	7439-89-6	
Manganese	**0.27**	mg/L	0.040	0.011	1	02/20/24 19:35	03/01/24 17:59	7439-96-5	
Potassium	**3.1**	mg/L	0.50	0.15	1	02/20/24 19:35	03/01/24 17:59	7440-09-7	
Sodium	**12.4**	mg/L	1.0	0.58	1	02/20/24 19:35	03/01/24 17:59	7440-23-5	
Calcium	**181**	mg/L	1.0	0.12	1	02/20/24 19:35	03/01/24 17:59	7440-70-2	
Magnesium	**18.1**	mg/L	0.050	0.012	1	02/20/24 19:35	03/01/24 17:59	7439-95-4	
6020 MET ICPMS	Analytical Method: EPA 6020B Preparation Method: EPA 3005A								
	Pace Analytical Services - Peachtree Corners, GA								
Antimony	ND	mg/L	0.0030	0.00054	1	02/20/24 15:19	02/23/24 15:11	7440-36-0	
Arsenic	ND	mg/L	0.0050	0.00084	1	02/20/24 15:19	02/23/24 15:11	7440-38-2	
Barium	**0.058**	mg/L	0.0050	0.00047	1	02/20/24 15:19	02/23/24 15:11	7440-39-3	
Beryllium	ND	mg/L	0.00050	0.000094	1	02/20/24 15:19	02/23/24 15:11	7440-41-7	
Boron	**1.7**	mg/L	0.040	0.012	1	02/20/24 15:19	02/23/24 15:11	7440-42-8	
Cadmium	ND	mg/L	0.00050	0.00010	1	02/20/24 15:19	02/23/24 15:11	7440-43-9	
Chromium	ND	mg/L	0.0050	0.0019	1	02/20/24 15:19	02/23/24 15:11	7440-47-3	
Cobalt	**0.00054J**	mg/L	0.0050	0.00032	1	02/20/24 15:19	02/23/24 15:11	7440-48-4	
Lead	ND	mg/L	0.0010	0.00016	1	02/20/24 15:19	02/23/24 15:11	7439-92-1	
Lithium	**0.0035J**	mg/L	0.030	0.0016	1	02/20/24 15:19	02/23/24 15:11	7439-93-2	
Molybdenum	**0.025**	mg/L	0.010	0.00062	1	02/20/24 15:19	02/23/24 15:11	7439-98-7	
Selenium	ND	mg/L	0.0050	0.00096	1	02/20/24 15:19	02/23/24 15:11	7782-49-2	
Thallium	ND	mg/L	0.0010	0.00038	1	02/20/24 15:19	02/23/24 15:11	7440-28-0	
7470 Mercury	Analytical Method: EPA 7470A Preparation Method: EPA 7470A								
	Pace Analytical Services - Peachtree Corners, GA								
Mercury	ND	mg/L	0.00020	0.00013	1	02/26/24 18:10	02/27/24 10:59	7439-97-6	
2540C Total Dissolved Solids	Analytical Method: SM 2540C-2015								
	Pace Analytical Services - Peachtree Corners, GA								
Total Dissolved Solids	**666**	mg/L	25.0	25.0	1		02/21/24 18:05		
2320B Alkalinity	Analytical Method: SM 2320B-2011								
	Pace Analytical Services - Asheville								
Alkalinity,Bicarbonate (CaCO3)	**188**	mg/L	5.0	5.0	1		02/21/24 22:13		
Alkalinity,Carbonate (CaCO3)	ND	mg/L	5.0	5.0	1		02/21/24 22:13		
Alkalinity, Total as CaCO3	**188**	mg/L	5.0	5.0	1		02/21/24 22:13		
4500S2D Sulfide Water	Analytical Method: SM 4500-S2D-2011								
	Pace Analytical Services - Asheville								
Sulfide	ND	mg/L	0.10	0.022	1		02/21/24 03:33	18496-25-8	
300.0 IC Anions 28 Days	Analytical Method: EPA 300.0 Rev 2.1 1993								
	Pace Analytical Services - Asheville								
Chloride	**73.7**	mg/L	1.0	0.60	1		02/20/24 10:26	16887-00-6	

This report shall not be reproduced, except in full,
without the written consent of Pace Analytical Services, LLC.

Pace Analytical Services, LLC
9800 Kincey Ave. Suite 100
Huntersville, NC 28078
(704)875-9092

ANALYTICAL RESULTS

Project: Plant Hammond AP-1
Pace Project No.: 92714158

Sample: HAM-MW-26D **Lab ID: 92714158019** Collected: 02/15/24 11:38 Received: 02/16/24 16:00 Matrix: Water

Parameters	Results	Units	Report Limit	MDL	DF	Prepared	Analyzed	CAS No.	Qual
300.0 IC Anions 28 Days	Analytical Method: EPA 300.0 Rev 2.1 1993 Pace Analytical Services - Asheville								
Fluoride	**0.097J**	mg/L	0.10	0.050	1		02/20/24 10:26	16984-48-8	
Sulfate	**219**	mg/L	5.0	2.5	5		02/20/24 20:28	14808-79-8	

This report shall not be reproduced, except in full,
without the written consent of Pace Analytical Services, LLC.

Pace Analytical Services, LLC
9800 Kincey Ave. Suite 100
Huntersville, NC 28078
(704)875-9092

ANALYTICAL RESULTS

Project: Plant Hammond AP-1
Pace Project No.: 92714158

Sample: HAM-AP1-FD-02 **Lab ID: 92714158020** Collected: 02/15/24 00:00 Received: 02/16/24 16:00 Matrix: Water

Parameters	Results	Units	Report Limit	MDL	DF	Prepared	Analyzed	CAS No.	Qual
6010D ATL ICP	Analytical Method: EPA 6010D Preparation Method: EPA 3010A								
	Pace Analytical Services - Peachtree Corners, GA								
Iron	**0.044**	mg/L	0.040	0.025	1	02/20/24 19:35	03/01/24 18:02	7439-89-6	
Manganese	**1.7**	mg/L	0.040	0.011	1	02/20/24 19:35	03/01/24 18:02	7439-96-5	
Potassium	**7.6**	mg/L	0.50	0.15	1	02/20/24 19:35	03/01/24 18:02	7440-09-7	
Sodium	**9.2**	mg/L	1.0	0.58	1	02/20/24 19:35	03/01/24 18:02	7440-23-5	
Calcium	**173**	mg/L	1.0	0.12	1	02/20/24 19:35	03/01/24 18:02	7440-70-2	
Magnesium	**16.7**	mg/L	0.050	0.012	1	02/20/24 19:35	03/01/24 18:02	7439-95-4	
6020 MET ICPMS	Analytical Method: EPA 6020B Preparation Method: EPA 3005A								
	Pace Analytical Services - Peachtree Corners, GA								
Antimony	ND	mg/L	0.0030	0.00054	1	02/20/24 15:19	02/23/24 15:15	7440-36-0	
Arsenic	**0.0028J**	mg/L	0.0050	0.00084	1	02/20/24 15:19	02/23/24 15:15	7440-38-2	
Barium	**0.068**	mg/L	0.0050	0.00047	1	02/20/24 15:19	02/23/24 15:15	7440-39-3	
Beryllium	ND	mg/L	0.00050	0.000094	1	02/20/24 15:19	02/23/24 15:15	7440-41-7	
Boron	**1.6**	mg/L	0.040	0.012	1	02/20/24 15:19	02/23/24 15:15	7440-42-8	
Cadmium	ND	mg/L	0.00050	0.00010	1	02/20/24 15:19	02/23/24 15:15	7440-43-9	
Chromium	ND	mg/L	0.0050	0.0019	1	02/20/24 15:19	02/23/24 15:15	7440-47-3	
Cobalt	**0.0012J**	mg/L	0.0050	0.00032	1	02/20/24 15:19	02/23/24 15:15	7440-48-4	
Lead	ND	mg/L	0.0010	0.00016	1	02/20/24 15:19	02/23/24 15:15	7439-92-1	
Lithium	**0.0071J**	mg/L	0.030	0.0016	1	02/20/24 15:19	02/23/24 15:15	7439-93-2	
Molybdenum	**0.046**	mg/L	0.010	0.00062	1	02/20/24 15:19	02/23/24 15:15	7439-98-7	
Selenium	ND	mg/L	0.0050	0.00096	1	02/20/24 15:19	02/23/24 15:15	7782-49-2	
Thallium	ND	mg/L	0.0010	0.00038	1	02/20/24 15:19	02/23/24 15:15	7440-28-0	
7470 Mercury	Analytical Method: EPA 7470A Preparation Method: EPA 7470A								
	Pace Analytical Services - Peachtree Corners, GA								
Mercury	ND	mg/L	0.00020	0.00013	1	02/26/24 18:10	02/27/24 11:02	7439-97-6	
2540C Total Dissolved Solids	Analytical Method: SM 2540C-2015								
	Pace Analytical Services - Peachtree Corners, GA								
Total Dissolved Solids	**699**	mg/L	25.0	25.0	1		02/21/24 18:05		
2320B Alkalinity	Analytical Method: SM 2320B-2011								
	Pace Analytical Services - Asheville								
Alkalinity,Bicarbonate (CaCO3)	**194**	mg/L	5.0	5.0	1		02/21/24 22:26		
Alkalinity,Carbonate (CaCO3)	ND	mg/L	5.0	5.0	1		02/21/24 22:26		
Alkalinity, Total as CaCO3	**194**	mg/L	5.0	5.0	1		02/21/24 22:26		
4500S2D Sulfide Water	Analytical Method: SM 4500-S2D-2011								
	Pace Analytical Services - Asheville								
Sulfide	ND	mg/L	0.10	0.022	1		02/21/24 03:33	18496-25-8	
300.0 IC Anions 28 Days	Analytical Method: EPA 300.0 Rev 2.1 1993								
	Pace Analytical Services - Asheville								
Chloride	**37.6**	mg/L	1.0	0.60	1		02/20/24 10:41	16887-00-6	

This report shall not be reproduced, except in full,
without the written consent of Pace Analytical Services, LLC.

Pace Analytical Services, LLC
9800 Kincey Ave. Suite 100
Huntersville, NC 28078
(704)875-9092

ANALYTICAL RESULTS

Project: Plant Hammond AP-1
Pace Project No.: 92714158

Sample: HAM-AP1-FD-02 **Lab ID: 92714158020** Collected: 02/15/24 00:00 Received: 02/16/24 16:00 Matrix: Water

Parameters	Results	Units	Report Limit	MDL	DF	Prepared	Analyzed	CAS No.	Qual
300.0 IC Anions 28 Days	Analytical Method: EPA 300.0 Rev 2.1 1993 Pace Analytical Services - Asheville								
Fluoride	**0.19**	mg/L	0.10	0.050	1		02/20/24 10:41	16984-48-8	
Sulfate	**239**	mg/L	5.0	2.5	5		02/20/24 20:43	14808-79-8	

This report shall not be reproduced, except in full,
without the written consent of Pace Analytical Services, LLC.

Pace Analytical Services, LLC
9800 Kincey Ave. Suite 100
Huntersville, NC 28078
(704)875-9092

ANALYTICAL RESULTS

Project: Plant Hammond AP-1
Pace Project No.: 92714158

Sample: HAM-AP1-EB-02 **Lab ID: 92714158021** Collected: 02/15/24 12:35 Received: 02/16/24 16:00 Matrix: Water

Parameters	Results	Units	Report Limit	MDL	DF	Prepared	Analyzed	CAS No.	Qual
6010D ATL ICP	Analytical Method: EPA 6010D Preparation Method: EPA 3010A Pace Analytical Services - Peachtree Corners, GA								
Calcium	ND	mg/L	1.0	0.12	1	02/20/24 19:35	02/26/24 20:00	7440-70-2	
6020 MET ICPMS	Analytical Method: EPA 6020B Preparation Method: EPA 3005A Pace Analytical Services - Peachtree Corners, GA								
Antimony	**0.00064J**	mg/L	0.0030	0.00054	1	02/20/24 15:19	02/23/24 15:30	7440-36-0	
Arsenic	ND	mg/L	0.0050	0.00084	1	02/20/24 15:19	02/23/24 15:30	7440-38-2	
Barium	ND	mg/L	0.0050	0.00047	1	02/20/24 15:19	02/23/24 15:30	7440-39-3	
Beryllium	ND	mg/L	0.00050	0.000094	1	02/20/24 15:19	02/23/24 15:30	7440-41-7	
Boron	**0.024J**	mg/L	0.040	0.012	1	02/20/24 15:19	02/23/24 15:30	7440-42-8	
Cadmium	ND	mg/L	0.00050	0.00010	1	02/20/24 15:19	02/23/24 15:30	7440-43-9	
Chromium	ND	mg/L	0.0050	0.0019	1	02/20/24 15:19	02/23/24 15:30	7440-47-3	
Cobalt	ND	mg/L	0.0050	0.00032	1	02/20/24 15:19	02/23/24 15:30	7440-48-4	
Lead	ND	mg/L	0.0010	0.00016	1	02/20/24 15:19	02/23/24 15:30	7439-92-1	
Lithium	ND	mg/L	0.030	0.0016	1	02/20/24 15:19	02/23/24 15:30	7439-93-2	
Molybdenum	ND	mg/L	0.010	0.00062	1	02/20/24 15:19	02/23/24 15:30	7439-98-7	
Selenium	ND	mg/L	0.0050	0.00096	1	02/20/24 15:19	02/23/24 15:30	7782-49-2	
Thallium	ND	mg/L	0.0010	0.00038	1	02/20/24 15:19	02/23/24 15:30	7440-28-0	
7470 Mercury	Analytical Method: EPA 7470A Preparation Method: EPA 7470A Pace Analytical Services - Peachtree Corners, GA								
Mercury	ND	mg/L	0.00020	0.00013	1	02/27/24 09:00	02/27/24 12:42	7439-97-6	
2540C Total Dissolved Solids	Analytical Method: SM 2540C-2015 Pace Analytical Services - Peachtree Corners, GA								
Total Dissolved Solids	**61.0**	mg/L	25.0	25.0	1		02/21/24 18:05		
300.0 IC Anions 28 Days	Analytical Method: EPA 300.0 Rev 2.1 1993 Pace Analytical Services - Asheville								
Chloride	ND	mg/L	1.0	0.60	1		02/20/24 01:45	16887-00-6	
Fluoride	ND	mg/L	0.10	0.050	1		02/20/24 01:45	16984-48-8	
Sulfate	ND	mg/L	1.0	0.50	1		02/20/24 01:45	14808-79-8	

This report shall not be reproduced, except in full,
without the written consent of Pace Analytical Services, LLC.

Pace Analytical Services, LLC
9800 Kincey Ave. Suite 100
Huntersville, NC 28078
(704)875-9092

ANALYTICAL RESULTS

Project: Plant Hammond AP-1
Pace Project No.: 92714158

Sample: HAM-AP1-FB-02 **Lab ID: 92714158022** Collected: 02/15/24 12:25 Received: 02/16/24 16:00 Matrix: Water

Parameters	Results	Units	Report Limit	MDL	DF	Prepared	Analyzed	CAS No.	Qual
6010D ATL ICP	Analytical Method: EPA 6010D Preparation Method: EPA 3010A Pace Analytical Services - Peachtree Corners, GA								
Calcium	ND	mg/L	1.0	0.12	1	02/20/24 19:35	02/26/24 20:06	7440-70-2	
6020 MET ICPMS	Analytical Method: EPA 6020B Preparation Method: EPA 3005A Pace Analytical Services - Peachtree Corners, GA								
Antimony	ND	mg/L	0.0030	0.00054	1	02/20/24 15:19	02/23/24 15:44	7440-36-0	
Arsenic	ND	mg/L	0.0050	0.00084	1	02/20/24 15:19	02/23/24 15:44	7440-38-2	
Barium	ND	mg/L	0.0050	0.00047	1	02/20/24 15:19	02/23/24 15:44	7440-39-3	
Beryllium	ND	mg/L	0.00050	0.000094	1	02/20/24 15:19	02/23/24 15:44	7440-41-7	
Boron	ND	mg/L	0.040	0.012	1	02/20/24 15:19	02/23/24 15:44	7440-42-8	
Cadmium	ND	mg/L	0.00050	0.00010	1	02/20/24 15:19	02/23/24 15:44	7440-43-9	
Chromium	ND	mg/L	0.0050	0.0019	1	02/20/24 15:19	02/23/24 15:44	7440-47-3	
Cobalt	ND	mg/L	0.0050	0.00032	1	02/20/24 15:19	02/23/24 15:44	7440-48-4	
Lead	ND	mg/L	0.0010	0.00016	1	02/20/24 15:19	02/23/24 15:44	7439-92-1	
Lithium	ND	mg/L	0.030	0.0016	1	02/20/24 15:19	02/23/24 15:44	7439-93-2	
Molybdenum	ND	mg/L	0.010	0.00062	1	02/20/24 15:19	02/23/24 15:44	7439-98-7	
Selenium	ND	mg/L	0.0050	0.00096	1	02/20/24 15:19	02/23/24 15:44	7782-49-2	
Thallium	ND	mg/L	0.0010	0.00038	1	02/20/24 15:19	02/23/24 15:44	7440-28-0	
7470 Mercury	Analytical Method: EPA 7470A Preparation Method: EPA 7470A Pace Analytical Services - Peachtree Corners, GA								
Mercury	ND	mg/L	0.00020	0.00013	1	02/27/24 09:00	02/27/24 12:45	7439-97-6	
2540C Total Dissolved Solids	Analytical Method: SM 2540C-2015 Pace Analytical Services - Peachtree Corners, GA								
Total Dissolved Solids	**34.0**	mg/L	25.0	25.0	1		02/21/24 18:05		
300.0 IC Anions 28 Days	Analytical Method: EPA 300.0 Rev 2.1 1993 Pace Analytical Services - Asheville								
Chloride	ND	mg/L	1.0	0.60	1		02/20/24 02:01	16887-00-6	
Fluoride	ND	mg/L	0.10	0.050	1		02/20/24 02:01	16984-48-8	
Sulfate	ND	mg/L	1.0	0.50	1		02/20/24 02:01	14808-79-8	

This report shall not be reproduced, except in full,
without the written consent of Pace Analytical Services, LLC.

Pace Analytical Services, LLC
9800 Kincey Ave. Suite 100
Huntersville, NC 28078
(704)875-9092

ANALYTICAL RESULTS

Project: Plant Hammond AP-1
Pace Project No.: 92714158

Sample: HAM-HGWC-13 **Lab ID: 92714158023** Collected: 02/16/24 13:35 Received: 02/19/24 13:25 Matrix: Water

Parameters	Results	Units	Report Limit	MDL	DF	Prepared	Analyzed	CAS No.	Qual
6010D ATL ICP	Analytical Method: EPA 6010D Preparation Method: EPA 3010A								
	Pace Analytical Services - Peachtree Corners, GA								
Iron	**12.4**	mg/L	0.040	0.025	1	02/26/24 11:29	02/28/24 18:03	7439-89-6	
Manganese	**7.8**	mg/L	0.040	0.011	1	02/26/24 11:29	02/28/24 18:03	7439-96-5	
Potassium	**6.3**	mg/L	0.50	0.15	1	02/26/24 11:29	02/28/24 18:03	7440-09-7	
Calcium	**152**	mg/L	1.0	0.12	1	02/26/24 11:29	02/28/24 18:03	7440-70-2	
Magnesium	**19.0**	mg/L	0.050	0.012	1	02/26/24 11:29	02/28/24 18:03	7439-95-4	
Sodium	**7.6**	mg/L	1.0	0.58	1	02/26/24 11:29	03/01/24 16:56	7440-23-5	
6020 MET ICPMS	Analytical Method: EPA 6020B Preparation Method: EPA 3005A								
	Pace Analytical Services - Peachtree Corners, GA								
Antimony	ND	mg/L	0.0030	0.00054	1	02/23/24 14:10	02/26/24 14:22	7440-36-0	
Arsenic	**0.50**	mg/L	0.0050	0.00084	1	02/23/24 14:10	02/26/24 14:22	7440-38-2	
Barium	**0.056**	mg/L	0.0050	0.00047	1	02/23/24 14:10	02/26/24 14:22	7440-39-3	
Beryllium	ND	mg/L	0.00050	0.000094	1	02/23/24 14:10	02/26/24 14:22	7440-41-7	
Boron	**1.0**	mg/L	0.040	0.012	1	02/23/24 14:10	02/26/24 14:22	7440-42-8	
Cadmium	ND	mg/L	0.00050	0.00010	1	02/23/24 14:10	02/26/24 14:22	7440-43-9	
Chromium	ND	mg/L	0.0050	0.0019	1	02/23/24 14:10	02/26/24 14:22	7440-47-3	
Cobalt	**0.023**	mg/L	0.0050	0.00032	1	02/23/24 14:10	02/26/24 14:22	7440-48-4	
Lead	ND	mg/L	0.0010	0.00016	1	02/23/24 14:10	02/26/24 14:22	7439-92-1	
Lithium	**0.052**	mg/L	0.030	0.0016	1	02/23/24 14:10	02/26/24 14:22	7439-93-2	
Molybdenum	**0.013**	mg/L	0.010	0.00062	1	02/23/24 14:10	02/26/24 14:22	7439-98-7	
Selenium	ND	mg/L	0.0050	0.00096	1	02/23/24 14:10	02/26/24 14:22	7782-49-2	
Thallium	ND	mg/L	0.0010	0.00038	1	02/23/24 14:10	02/26/24 14:22	7440-28-0	
7470 Mercury	Analytical Method: EPA 7470A Preparation Method: EPA 7470A								
	Pace Analytical Services - Peachtree Corners, GA								
Mercury	ND	mg/L	0.00020	0.00013	1	02/27/24 09:00	02/27/24 12:47	7439-97-6	
2540C Total Dissolved Solids	Analytical Method: SM 2540C-2015								
	Pace Analytical Services - Peachtree Corners, GA								
Total Dissolved Solids	**666**	mg/L	25.0	25.0	1		02/23/24 13:31		
2320B Alkalinity	Analytical Method: SM 2320B-2011								
	Pace Analytical Services - Asheville								
Alkalinity,Bicarbonate (CaCO3)	**142**	mg/L	5.0	5.0	1		02/23/24 15:02		
Alkalinity,Carbonate (CaCO3)	ND	mg/L	5.0	5.0	1		02/23/24 15:02		
Alkalinity, Total as CaCO3	**142**	mg/L	5.0	5.0	1		02/23/24 15:02		
4500S2D Sulfide Water	Analytical Method: SM 4500-S2D-2011								
	Pace Analytical Services - Asheville								
Sulfide	ND	mg/L	0.10	0.022	1		02/21/24 03:41	18496-25-8	
300.0 IC Anions 28 Days	Analytical Method: EPA 300.0 Rev 2.1 1993								
	Pace Analytical Services - Asheville								
Chloride	**16.7**	mg/L	1.0	0.60	1		02/22/24 10:30	16887-00-6	

REPORT OF LABORATORY ANALYSIS

This report shall not be reproduced, except in full,
without the written consent of Pace Analytical Services, LLC.

Pace Analytical Services, LLC
9800 Kincey Ave. Suite 100
Huntersville, NC 28078
(704)875-9092

ANALYTICAL RESULTS

Project: Plant Hammond AP-1
Pace Project No.: 92714158

Sample: HAM-HGWC-13 **Lab ID: 92714158023** Collected: 02/16/24 13:35 Received: 02/19/24 13:25 Matrix: Water

Parameters	Results	Units	Report Limit	MDL	DF	Prepared	Analyzed	CAS No.	Qual
300.0 IC Anions 28 Days	Analytical Method: EPA 300.0 Rev 2.1 1993 Pace Analytical Services - Asheville								
Fluoride	**0.33**	mg/L	0.10	0.050	1		02/22/24 10:30	16984-48-8	
Sulfate	**285**	mg/L	6.0	3.0	6		02/22/24 15:01	14808-79-8	

This report shall not be reproduced, except in full,
without the written consent of Pace Analytical Services, LLC.

Pace Analytical Services, LLC
9800 Kincey Ave. Suite 100
Huntersville, NC 28078
(704)875-9092

ANALYTICAL RESULTS

Project: Plant Hammond AP-1
Pace Project No.: 92714158

Sample: HAM-MW-27D **Lab ID: 92714158024** Collected: 02/16/24 18:26 Received: 02/19/24 13:25 Matrix: Water

Parameters	Results	Units	Report Limit	MDL	DF	Prepared	Analyzed	CAS No.	Qual
6010D ATL ICP	Analytical Method: EPA 6010D Preparation Method: EPA 3010A								
	Pace Analytical Services - Peachtree Corners, GA								
Sodium	**28.0**	mg/L	1.0	0.58	1	02/26/24 11:29	03/01/24 16:59	7440-23-5	
Iron	**0.13**	mg/L	0.040	0.025	1	02/26/24 11:29	02/28/24 18:05	7439-89-6	
Manganese	**0.049**	mg/L	0.040	0.011	1	02/26/24 11:29	02/28/24 18:05	7439-96-5	
Potassium	**1.6**	mg/L	0.50	0.15	1	02/26/24 11:29	02/28/24 18:05	7440-09-7	
Calcium	**26.5**	mg/L	1.0	0.12	1	02/26/24 11:29	02/28/24 18:05	7440-70-2	
Magnesium	**13.1**	mg/L	0.050	0.012	1	02/26/24 11:29	02/28/24 18:05	7439-95-4	
6020 MET ICPMS	Analytical Method: EPA 6020B Preparation Method: EPA 3005A								
	Pace Analytical Services - Peachtree Corners, GA								
Antimony	ND	mg/L	0.0030	0.00054	1	02/23/24 14:10	02/26/24 14:25	7440-36-0	
Arsenic	ND	mg/L	0.0050	0.00084	1	02/23/24 14:10	02/26/24 14:25	7440-38-2	
Barium	**0.65**	mg/L	0.0050	0.00047	1	02/23/24 14:10	02/26/24 14:25	7440-39-3	
Beryllium	ND	mg/L	0.00050	0.000094	1	02/23/24 14:10	02/26/24 14:25	7440-41-7	
Boron	**0.12**	mg/L	0.040	0.012	1	02/23/24 14:10	02/26/24 14:25	7440-42-8	
Cadmium	ND	mg/L	0.00050	0.00010	1	02/23/24 14:10	02/26/24 14:25	7440-43-9	
Chromium	ND	mg/L	0.0050	0.0019	1	02/23/24 14:10	02/26/24 14:25	7440-47-3	
Cobalt	ND	mg/L	0.0050	0.00032	1	02/23/24 14:10	02/26/24 14:25	7440-48-4	
Lead	ND	mg/L	0.0010	0.00016	1	02/23/24 14:10	02/26/24 14:25	7439-92-1	
Lithium	**0.011J**	mg/L	0.030	0.0016	1	02/23/24 14:10	02/26/24 14:25	7439-93-2	
Molybdenum	**0.0052J**	mg/L	0.010	0.00062	1	02/23/24 14:10	02/26/24 14:25	7439-98-7	
Selenium	ND	mg/L	0.0050	0.00096	1	02/23/24 14:10	02/26/24 14:25	7782-49-2	
Thallium	ND	mg/L	0.0010	0.00038	1	02/23/24 14:10	02/26/24 14:25	7440-28-0	
7470 Mercury	Analytical Method: EPA 7470A Preparation Method: EPA 7470A								
	Pace Analytical Services - Peachtree Corners, GA								
Mercury	ND	mg/L	0.00020	0.00013	1	02/27/24 09:00	02/27/24 12:50	7439-97-6	
2540C Total Dissolved Solids	Analytical Method: SM 2540C-2015								
	Pace Analytical Services - Peachtree Corners, GA								
Total Dissolved Solids	**348**	mg/L	25.0	25.0	1		02/23/24 13:32		D6
2320B Alkalinity	Analytical Method: SM 2320B-2011								
	Pace Analytical Services - Asheville								
Alkalinity,Bicarbonate (CaCO3)	**100**	mg/L	5.0	5.0	1		02/23/24 15:13		
Alkalinity,Carbonate (CaCO3)	**10.2**	mg/L	5.0	5.0	1		02/23/24 15:13		
Alkalinity, Total as CaCO3	**111**	mg/L	5.0	5.0	1		02/23/24 15:13		
4500S2D Sulfide Water	Analytical Method: SM 4500-S2D-2011								
	Pace Analytical Services - Asheville								
Sulfide	ND	mg/L	0.10	0.022	1		02/21/24 03:41	18496-25-8	
300.0 IC Anions 28 Days	Analytical Method: EPA 300.0 Rev 2.1 1993								
	Pace Analytical Services - Asheville								
Chloride	**35.8**	mg/L	1.0	0.60	1		02/22/24 10:44	16887-00-6	

This report shall not be reproduced, except in full,
without the written consent of Pace Analytical Services, LLC.

Pace Analytical Services, LLC
9800 Kincey Ave. Suite 100
Huntersville, NC 28078
(704)875-9092

ANALYTICAL RESULTS

Project: Plant Hammond AP-1
Pace Project No.: 92714158

Sample: HAM-MW-27D **Lab ID: 92714158024** Collected: 02/16/24 18:26 Received: 02/19/24 13:25 Matrix: Water

Parameters	Results	Units	Report Limit	MDL	DF	Prepared	Analyzed	CAS No.	Qual
300.0 IC Anions 28 Days	Analytical Method: EPA 300.0 Rev 2.1 1993 Pace Analytical Services - Asheville								
Fluoride	**0.20**	mg/L	0.10	0.050	1		02/22/24 10:44	16984-48-8	
Sulfate	**6.7**	mg/L	1.0	0.50	1		02/22/24 10:44	14808-79-8	

This report shall not be reproduced, except in full,
without the written consent of Pace Analytical Services, LLC.

Pace Analytical Services, LLC
9800 Kincey Ave. Suite 100
Huntersville, NC 28078
(704)875-9092

QUALITY CONTROL DATA

Project: Plant Hammond AP-1
Pace Project No.: 92714158

QC Batch: 833753
QC Batch Method: EPA 3010A
Analysis Method: EPA 6010D
Analysis Description: 6010D ATL
Laboratory: Pace Analytical Services - Peachtree Corners, GA

Associated Lab Samples: 92714158001, 92714158002, 92714158003, 92714158004, 92714158005, 92714158006, 92714158007, 92714158008, 92714158009, 92714158010, 92714158011, 92714158012, 92714158013, 92714158014, 92714158015, 92714158016, 92714158017

METHOD BLANK: 4308325
Matrix: Water

Associated Lab Samples: 92714158001, 92714158002, 92714158003, 92714158004, 92714158005, 92714158006, 92714158007, 92714158008, 92714158009, 92714158010, 92714158011, 92714158012, 92714158013, 92714158014, 92714158015, 92714158016, 92714158017

Parameter	Units	Blank Result	Reporting Limit	MDL	Analyzed	Qualifiers
Calcium	mg/L	ND	1.0	0.12	02/26/24 18:36	
Iron	mg/L	ND	0.040	0.025	02/26/24 18:36	
Magnesium	mg/L	ND	0.050	0.012	02/26/24 18:36	
Manganese	mg/L	ND	0.040	0.011	02/26/24 18:36	
Potassium	mg/L	ND	0.50	0.15	02/26/24 18:36	
Sodium	mg/L	ND	1.0	0.58	02/26/24 18:36	

LABORATORY CONTROL SAMPLE: 4308326

Parameter	Units	Spike Conc.	LCS Result	LCS % Rec	% Rec Limits	Qualifiers
Calcium	mg/L	1	0.87J	87	80-120	
Iron	mg/L	1	0.87	87	80-120	
Magnesium	mg/L	1	0.92	92	80-120	
Manganese	mg/L	1	1.0	104	80-120	
Potassium	mg/L	1	1.0	100	80-120	
Sodium	mg/L	1	1.0	101	80-120	

MATRIX SPIKE & MATRIX SPIKE DUPLICATE: 4308327 4308328

Parameter	Units	92713577003 Result	MS Spike Conc.	MSD Spike Conc.	MS Result	MSD Result	MS % Rec	MSD % Rec	% Rec Limits	RPD	Max RPD	Qual
Calcium	mg/L	29.4	1	1	28.8	26.8	-62	-262	75-125	7	20	M1
Iron	mg/L	0.22	1	1	1.1	1.0	88	83	75-125	4	20	
Magnesium	mg/L	3.3	1	1	4.0	3.7	69	40	75-125	8	20	M1
Manganese	mg/L	0.065	1	1	1.0	1.1	96	102	75-125	6	20	
Potassium	mg/L	6.8	1	1	7.8	7.3	104	52	75-125	7	20	M1
Sodium	mg/L	5.7	1	1	6.3	5.9	61	15	75-125	8	20	M1

Results presented on this page are in the units indicated by the "Units" column except where an alternate unit is presented to the right of the result.

REPORT OF LABORATORY ANALYSIS

This report shall not be reproduced, except in full,
without the written consent of Pace Analytical Services, LLC.

Pace Analytical Services, LLC
9800 Kincey Ave. Suite 100
Huntersville, NC 28078
(704)875-9092

QUALITY CONTROL DATA

Project: Plant Hammond AP-1
Pace Project No.: 92714158

QC Batch: 833755
QC Batch Method: EPA 3010A
Analysis Method: EPA 6010D
Analysis Description: 6010D ATL
Laboratory: Pace Analytical Services - Peachtree Corners, GA
Associated Lab Samples: 92714158018, 92714158019, 92714158020, 92714158021, 92714158022

METHOD BLANK: 4308335 Matrix: Water
Associated Lab Samples: 92714158018, 92714158019, 92714158020, 92714158021, 92714158022

Parameter	Units	Blank Result	Reporting Limit	MDL	Analyzed	Qualifiers
Calcium	mg/L	ND	1.0	0.12	03/01/24 17:42	
Iron	mg/L	ND	0.040	0.025	03/01/24 17:42	
Magnesium	mg/L	ND	0.050	0.012	03/01/24 17:42	
Manganese	mg/L	ND	0.040	0.011	03/01/24 17:42	
Potassium	mg/L	ND	0.50	0.15	03/01/24 17:42	
Sodium	mg/L	ND	1.0	0.58	03/01/24 17:42	

LABORATORY CONTROL SAMPLE: 4308336

Parameter	Units	Spike Conc.	LCS Result	LCS % Rec	% Rec Limits	Qualifiers
Calcium	mg/L	1	1.1	107	80-120	
Iron	mg/L	1	1.1	110	80-120	
Magnesium	mg/L	1	1.1	109	80-120	
Manganese	mg/L	1	1.0	100	80-120	
Potassium	mg/L	1	1.0	103	80-120	
Sodium	mg/L	1	1.1	108	80-120	

MATRIX SPIKE & MATRIX SPIKE DUPLICATE: 4308337 4308338

Parameter	Units	92714158018 Result	MS Spike Conc.	MSD Spike Conc.	MS Result	MSD Result	MS % Rec	MSD % Rec	% Rec Limits	RPD	Max RPD	Qual
Calcium	mg/L	23.5	1	1	24.0	25.0	49	151	75-125	4	20	M1
Iron	mg/L	0.45	1	1	1.5	1.5	102	105	75-125	1	20	
Magnesium	mg/L	10.5	1	1	11.3	11.7	77	117	75-125	3	20	
Manganese	mg/L	0.018J	1	1	0.99	1.0	97	99	75-125	2	20	
Potassium	mg/L	0.53	1	1	1.6	1.6	104	108	75-125	2	20	
Sodium	mg/L	100	1	1	98.4	102	-160	221	75-125	4	20	M1

Results presented on this page are in the units indicated by the "Units" column except where an alternate unit is presented to the right of the result.

REPORT OF LABORATORY ANALYSIS

This report shall not be reproduced, except in full,
without the written consent of Pace Analytical Services, LLC.

Pace Analytical Services, LLC
9800 Kincey Ave. Suite 100
Huntersville, NC 28078
(704)875-9092

QUALITY CONTROL DATA

Project: Plant Hammond AP-1
Pace Project No.: 92714158

QC Batch: 834918
QC Batch Method: EPA 3010A
Analysis Method: EPA 6010D
Analysis Description: 6010D ATL
Laboratory: Pace Analytical Services - Peachtree Corners, GA
Associated Lab Samples: 92714158023, 92714158024

METHOD BLANK: 4313498
Matrix: Water
Associated Lab Samples: 92714158023, 92714158024

Parameter	Units	Blank Result	Reporting Limit	MDL	Analyzed	Qualifiers
Calcium	mg/L	ND	1.0	0.12	02/28/24 17:32	
Iron	mg/L	ND	0.040	0.025	02/28/24 17:32	
Magnesium	mg/L	ND	0.050	0.012	02/28/24 17:32	
Manganese	mg/L	ND	0.040	0.011	02/28/24 17:32	
Potassium	mg/L	ND	0.50	0.15	02/28/24 17:32	
Sodium	mg/L	ND	1.0	0.58	02/28/24 17:32	

LABORATORY CONTROL SAMPLE: 4313499

Parameter	Units	Spike Conc.	LCS Result	LCS % Rec	% Rec Limits	Qualifiers
Calcium	mg/L	1	1.0	101	80-120	
Iron	mg/L	1	1.0	102	80-120	
Magnesium	mg/L	1	1.1	107	80-120	
Manganese	mg/L	1	1.0	104	80-120	
Potassium	mg/L	1	1.1	110	80-120	
Sodium	mg/L	1	1.1	113	80-120	

MATRIX SPIKE & MATRIX SPIKE DUPLICATE: 4313500 4313501

Parameter	Units	92713577015 Result	MS Spike Conc.	MSD Spike Conc.	MS Result	MSD Result	MS % Rec	MSD % Rec	% Rec Limits	RPD	Max RPD	Qual
Calcium	mg/L	63.9	1	1	64.1	62.6	24	-132	75-125	2	20	M1
Iron	mg/L	0.069	1	1	1.1	1.1	102	100	75-125	2	20	
Magnesium	mg/L	9.1	1	1	10.1	10	106	89	75-125	2	20	
Manganese	mg/L	0.13	1	1	1.1	1.1	101	99	75-125	2	20	
Potassium	mg/L	0.70	1	1	1.7	1.7	101	96	75-125	3	20	
Sodium	mg/L	9.2	1	1	10.3	10.1	106	92	75-125	1	20	

Results presented on this page are in the units indicated by the "Units" column except where an alternate unit is presented to the right of the result.

This report shall not be reproduced, except in full,
without the written consent of Pace Analytical Services, LLC.

Pace Analytical Services, LLC
9800 Kincey Ave. Suite 100
Huntersville, NC 28078
(704)875-9092

QUALITY CONTROL DATA

Project: Plant Hammond AP-1
Pace Project No.: 92714158

QC Batch: 833641
QC Batch Method: EPA 3005A
Analysis Method: EPA 6020B
Analysis Description: 6020 MET
Laboratory: Pace Analytical Services - Peachtree Corners, GA

Associated Lab Samples: 92714158001, 92714158002, 92714158003, 92714158004, 92714158005, 92714158006, 92714158007, 92714158008, 92714158009, 92714158010, 92714158011, 92714158012, 92714158013, 92714158014, 92714158015, 92714158016

METHOD BLANK: 4307651
Matrix: Water

Associated Lab Samples: 92714158001, 92714158002, 92714158003, 92714158004, 92714158005, 92714158006, 92714158007, 92714158008, 92714158009, 92714158010, 92714158011, 92714158012, 92714158013, 92714158014, 92714158015, 92714158016

Parameter	Units	Blank Result	Reporting Limit	MDL	Analyzed	Qualifiers
Antimony	mg/L	ND	0.0030	0.00054	02/21/24 17:48	
Arsenic	mg/L	ND	0.0050	0.00084	02/21/24 17:48	
Barium	mg/L	ND	0.0050	0.00047	02/21/24 17:48	
Beryllium	mg/L	ND	0.00050	0.000094	02/21/24 17:48	
Boron	mg/L	ND	0.040	0.012	02/21/24 17:48	
Cadmium	mg/L	ND	0.00050	0.00010	02/21/24 17:48	
Chromium	mg/L	ND	0.0050	0.0019	02/21/24 17:48	
Cobalt	mg/L	ND	0.0050	0.00032	02/21/24 17:48	
Lead	mg/L	ND	0.0010	0.00016	02/21/24 17:48	
Lithium	mg/L	ND	0.030	0.0016	02/21/24 17:48	
Molybdenum	mg/L	ND	0.010	0.00062	02/21/24 17:48	
Selenium	mg/L	ND	0.0050	0.00096	02/21/24 17:48	
Thallium	mg/L	ND	0.0010	0.00038	02/21/24 17:48	

LABORATORY CONTROL SAMPLE: 4307652

Parameter	Units	Spike Conc.	LCS Result	LCS % Rec	% Rec Limits	Qualifiers
Antimony	mg/L	0.1	0.11	105	80-120	
Arsenic	mg/L	0.1	0.10	101	80-120	
Barium	mg/L	0.1	0.098	98	80-120	
Beryllium	mg/L	0.1	0.10	102	80-120	
Boron	mg/L	1	1.0	103	80-120	
Cadmium	mg/L	0.1	0.10	103	80-120	
Chromium	mg/L	0.1	0.10	101	80-120	
Cobalt	mg/L	0.1	0.10	103	80-120	
Lead	mg/L	0.1	0.11	106	80-120	
Lithium	mg/L	0.1	0.10	104	80-120	
Molybdenum	mg/L	0.1	0.10	102	80-120	
Selenium	mg/L	0.1	0.096	96	80-120	
Thallium	mg/L	0.1	0.10	103	80-120	

Results presented on this page are in the units indicated by the "Units" column except where an alternate unit is presented to the right of the result.

This report shall not be reproduced, except in full,
without the written consent of Pace Analytical Services, LLC.

Pace Analytical Services, LLC
9800 Kincey Ave. Suite 100
Huntersville, NC 28078
(704)875-9092

QUALITY CONTROL DATA

Project: Plant Hammond AP-1
Pace Project No.: 92714158

MATRIX SPIKE & MATRIX SPIKE DUPLICATE: 4307653 4307654

Parameter	Units	92713577004 Result	MS Spike Conc.	MSD Spike Conc.	MS Result	MSD Result	MS % Rec	MSD % Rec	% Rec Limits	RPD	Max RPD	Qual
Antimony	mg/L	ND	0.1	0.1	0.10	0.10	103	103	75-125	1	20	
Arsenic	mg/L	ND	0.1	0.1	0.10	0.099	103	99	75-125	4	20	
Barium	mg/L	0.029	0.1	0.1	0.13	0.13	101	100	75-125	1	20	
Beryllium	mg/L	ND	0.1	0.1	0.094	0.091	94	91	75-125	3	20	
Boron	mg/L	ND	1	1	0.94	0.93	94	93	75-125	1	20	
Cadmium	mg/L	ND	0.1	0.1	0.10	0.10	105	104	75-125	1	20	
Chromium	mg/L	ND	0.1	0.1	0.10	0.099	100	98	75-125	2	20	
Cobalt	mg/L	ND	0.1	0.1	0.10	0.099	100	99	75-125	1	20	
Lead	mg/L	ND	0.1	0.1	0.10	0.10	105	102	75-125	2	20	
Lithium	mg/L	0.0020J	0.1	0.1	0.097	0.096	95	94	75-125	1	20	
Molybdenum	mg/L	ND	0.1	0.1	0.10	0.099	101	99	75-125	2	20	
Selenium	mg/L	ND	0.1	0.1	0.10	0.097	100	97	75-125	3	20	
Thallium	mg/L	ND	0.1	0.1	0.10	0.10	101	100	75-125	1	20	

Results presented on this page are in the units indicated by the "Units" column except where an alternate unit is presented to the right of the result.

This report shall not be reproduced, except in full,
without the written consent of Pace Analytical Services, LLC.

Pace Analytical Services, LLC
9800 Kincey Ave. Suite 100
Huntersville, NC 28078
(704)875-9092

QUALITY CONTROL DATA

Project: Plant Hammond AP-1
Pace Project No.: 92714158

QC Batch: 833650
QC Batch Method: EPA 3005A
Analysis Method: EPA 6020B
Analysis Description: 6020 MET
Laboratory: Pace Analytical Services - Peachtree Corners, GA
Associated Lab Samples: 92714158017, 92714158018, 92714158019, 92714158020, 92714158021, 92714158022

METHOD BLANK: 4307687 Matrix: Water
Associated Lab Samples: 92714158017, 92714158018, 92714158019, 92714158020, 92714158021, 92714158022

Parameter	Units	Blank Result	Reporting Limit	MDL	Analyzed	Qualifiers
Antimony	mg/L	ND	0.0030	0.00054	02/23/24 14:56	
Arsenic	mg/L	ND	0.0050	0.00084	02/23/24 14:56	
Barium	mg/L	ND	0.0050	0.00047	02/23/24 14:56	
Beryllium	mg/L	ND	0.00050	0.000094	02/23/24 14:56	
Boron	mg/L	ND	0.040	0.012	02/23/24 14:56	
Cadmium	mg/L	ND	0.00050	0.00010	02/23/24 14:56	
Chromium	mg/L	ND	0.0050	0.0019	02/23/24 14:56	
Cobalt	mg/L	ND	0.0050	0.00032	02/23/24 14:56	
Lead	mg/L	ND	0.0010	0.00016	02/23/24 14:56	
Lithium	mg/L	ND	0.030	0.0016	02/23/24 14:56	
Molybdenum	mg/L	ND	0.010	0.00062	02/23/24 14:56	
Selenium	mg/L	ND	0.0050	0.00096	02/23/24 14:56	
Thallium	mg/L	ND	0.0010	0.00038	02/23/24 14:56	

LABORATORY CONTROL SAMPLE: 4307688

Parameter	Units	Spike Conc.	LCS Result	LCS % Rec	% Rec Limits	Qualifiers
Antimony	mg/L	0.1	0.10	102	80-120	
Arsenic	mg/L	0.1	0.10	101	80-120	
Barium	mg/L	0.1	0.099	99	80-120	
Beryllium	mg/L	0.1	0.11	107	80-120	
Boron	mg/L	1	1.0	104	80-120	
Cadmium	mg/L	0.1	0.099	99	80-120	
Chromium	mg/L	0.1	0.10	102	80-120	
Cobalt	mg/L	0.1	0.10	100	80-120	
Lead	mg/L	0.1	0.099	99	80-120	
Lithium	mg/L	0.1	0.11	105	80-120	
Molybdenum	mg/L	0.1	0.10	100	80-120	
Selenium	mg/L	0.1	0.099	99	80-120	
Thallium	mg/L	0.1	0.095	95	80-120	

MATRIX SPIKE & MATRIX SPIKE DUPLICATE: 4307689 4307690

Parameter	Units	92714158020 Result	MS Spike Conc.	MSD Spike Conc.	MS Result	MSD Result	MS % Rec	MSD % Rec	% Rec Limits	RPD	Max RPD	Qual
Antimony	mg/L	ND	0.1	0.1	0.10	0.10	104	102	75-125	2	20	
Arsenic	mg/L	0.0028J	0.1	0.1	0.11	0.10	107	102	75-125	4	20	

Results presented on this page are in the units indicated by the "Units" column except where an alternate unit is presented to the right of the result.

REPORT OF LABORATORY ANALYSIS

This report shall not be reproduced, except in full,
without the written consent of Pace Analytical Services, LLC.

Pace Analytical Services, LLC
9800 Kincey Ave. Suite 100
Huntersville, NC 28078
(704)875-9092

QUALITY CONTROL DATA

Project: Plant Hammond AP-1
Pace Project No.: 92714158

MATRIX SPIKE & MATRIX SPIKE DUPLICATE: 4307689 4307690

Parameter	Units	92714158020 Result	MS Spike Conc.	MSD Spike Conc.	MS Result	MSD Result	MS % Rec	MSD % Rec	% Rec Limits	RPD	Max RPD	Qual
Barium	mg/L	0.068	0.1	0.1	0.17	0.17	103	102	75-125	0	20	
Beryllium	mg/L	ND	0.1	0.1	0.090	0.087	90	87	75-125	4	20	
Boron	mg/L	1.6	1	1	2.5	2.6	90	96	75-125	2	20	
Cadmium	mg/L	ND	0.1	0.1	0.10	0.097	100	97	75-125	4	20	
Chromium	mg/L	ND	0.1	0.1	0.10	0.096	100	96	75-125	5	20	
Cobalt	mg/L	0.0012J	0.1	0.1	0.099	0.096	98	95	75-125	3	20	
Lead	mg/L	ND	0.1	0.1	0.10	0.096	100	96	75-125	4	20	
Lithium	mg/L	0.0071J	0.1	0.1	0.097	0.095	90	88	75-125	2	20	
Molybdenum	mg/L	0.046	0.1	0.1	0.15	0.14	99	98	75-125	1	20	
Selenium	mg/L	ND	0.1	0.1	0.10	0.10	104	103	75-125	2	20	
Thallium	mg/L	ND	0.1	0.1	0.099	0.096	99	95	75-125	4	20	

Results presented on this page are in the units indicated by the "Units" column except where an alternate unit is presented to the right of the result.

This report shall not be reproduced, except in full,
without the written consent of Pace Analytical Services, LLC.

Pace Analytical Services, LLC
9800 Kincey Ave. Suite 100
Huntersville, NC 28078
(704)875-9092

QUALITY CONTROL DATA

Project: Plant Hammond AP-1
Pace Project No.: 92714158

QC Batch: 834672
QC Batch Method: EPA 3005A
Analysis Method: EPA 6020B
Analysis Description: 6020 MET
Laboratory: Pace Analytical Services - Peachtree Corners, GA
Associated Lab Samples: 92714158023, 92714158024

METHOD BLANK: 4312318 Matrix: Water
Associated Lab Samples: 92714158023, 92714158024

Parameter	Units	Blank Result	Reporting Limit	MDL	Analyzed	Qualifiers
Antimony	mg/L	ND	0.0030	0.00054	02/26/24 13:21	
Arsenic	mg/L	ND	0.0050	0.00084	02/26/24 13:21	
Barium	mg/L	ND	0.0050	0.00047	02/26/24 13:21	
Beryllium	mg/L	ND	0.00050	0.000094	02/26/24 13:21	
Boron	mg/L	ND	0.040	0.012	02/26/24 13:21	
Cadmium	mg/L	ND	0.00050	0.00010	02/26/24 13:21	
Chromium	mg/L	ND	0.0050	0.0019	02/26/24 13:21	
Cobalt	mg/L	ND	0.0050	0.00032	02/26/24 13:21	
Lead	mg/L	ND	0.0010	0.00016	02/26/24 13:21	
Lithium	mg/L	ND	0.030	0.0016	02/26/24 13:21	
Molybdenum	mg/L	ND	0.010	0.00062	02/26/24 13:21	
Selenium	mg/L	ND	0.0050	0.00096	02/26/24 13:21	
Thallium	mg/L	ND	0.0010	0.00038	02/26/24 13:21	

LABORATORY CONTROL SAMPLE: 4312319

Parameter	Units	Spike Conc.	LCS Result	LCS % Rec	% Rec Limits	Qualifiers
Antimony	mg/L	0.1	0.10	103	80-120	
Arsenic	mg/L	0.1	0.10	101	80-120	
Barium	mg/L	0.1	0.10	101	80-120	
Beryllium	mg/L	0.1	0.11	106	80-120	
Boron	mg/L	1	1.0	105	80-120	
Cadmium	mg/L	0.1	0.10	101	80-120	
Chromium	mg/L	0.1	0.10	102	80-120	
Cobalt	mg/L	0.1	0.10	102	80-120	
Lead	mg/L	0.1	0.10	101	80-120	
Lithium	mg/L	0.1	0.11	105	80-120	
Molybdenum	mg/L	0.1	0.10	102	80-120	
Selenium	mg/L	0.1	0.099	99	80-120	
Thallium	mg/L	0.1	0.099	99	80-120	

MATRIX SPIKE & MATRIX SPIKE DUPLICATE: 4312320 4312321

Parameter	Units	92713577014 Result	MS Spike Conc.	MSD Spike Conc.	MS Result	MSD Result	MS % Rec	MSD % Rec	% Rec Limits	RPD	Max RPD	Qual
Antimony	mg/L	ND	0.1	0.1	0.10	0.10	100	104	75-125	5	20	
Arsenic	mg/L	0.0013J	0.1	0.1	0.10	0.10	100	102	75-125	2	20	

Results presented on this page are in the units indicated by the "Units" column except where an alternate unit is presented to the right of the result.

REPORT OF LABORATORY ANALYSIS

This report shall not be reproduced, except in full,
without the written consent of Pace Analytical Services, LLC.

Pace Analytical Services, LLC
9800 Kincey Ave. Suite 100
Huntersville, NC 28078
(704)875-9092

QUALITY CONTROL DATA

Project: Plant Hammond AP-1
Pace Project No.: 92714158

MATRIX SPIKE & MATRIX SPIKE DUPLICATE: 4312320 4312321

Parameter	Units	92713577014 Result	MS Spike Conc.	MSD Spike Conc.	MS Result	MSD Result	MS % Rec	MSD % Rec	% Rec Limits	RPD	Max RPD	Qual
Barium	mg/L	0.078	0.1	0.1	0.17	0.18	97	101	75-125	2	20	
Beryllium	mg/L	ND	0.1	0.1	0.089	0.089	89	89	75-125	0	20	
Boron	mg/L	0.22	1	1	1.1	1.2	91	93	75-125	2	20	
Cadmium	mg/L	ND	0.1	0.1	0.099	0.10	99	102	75-125	3	20	
Chromium	mg/L	ND	0.1	0.1	0.099	0.10	98	102	75-125	4	20	
Cobalt	mg/L	0.0011J	0.1	0.1	0.099	0.10	98	99	75-125	1	20	
Lead	mg/L	ND	0.1	0.1	0.098	0.10	98	100	75-125	2	20	
Lithium	mg/L	ND	0.1	0.1	0.089	0.091	89	90	75-125	2	20	
Molybdenum	mg/L	ND	0.1	0.1	0.098	0.10	98	101	75-125	3	20	
Selenium	mg/L	ND	0.1	0.1	0.10	0.10	101	102	75-125	1	20	
Thallium	mg/L	ND	0.1	0.1	0.097	0.099	97	99	75-125	2	20	

Results presented on this page are in the units indicated by the "Units" column except where an alternate unit is presented to the right of the result.

This report shall not be reproduced, except in full,
without the written consent of Pace Analytical Services, LLC.

Pace Analytical Services, LLC
9800 Kincey Ave. Suite 100
Huntersville, NC 28078
(704)875-9092

QUALITY CONTROL DATA

Project: Plant Hammond AP-1
Pace Project No.: 92714158

QC Batch: 835067
QC Batch Method: EPA 7470A
Analysis Method: EPA 7470A
Analysis Description: 7470 Mercury
Laboratory: Pace Analytical Services - Peachtree Corners, GA

Associated Lab Samples: 92714158001, 92714158002, 92714158003, 92714158004, 92714158005, 92714158006, 92714158007, 92714158008, 92714158009, 92714158010, 92714158011, 92714158012, 92714158013, 92714158014, 92714158015, 92714158016, 92714158017, 92714158018, 92714158019, 92714158020

METHOD BLANK: 4314253
Matrix: Water

Associated Lab Samples: 92714158001, 92714158002, 92714158003, 92714158004, 92714158005, 92714158006, 92714158007, 92714158008, 92714158009, 92714158010, 92714158011, 92714158012, 92714158013, 92714158014, 92714158015, 92714158016, 92714158017, 92714158018, 92714158019, 92714158020

Parameter	Units	Blank Result	Reporting Limit	MDL	Analyzed	Qualifiers
Mercury	mg/L	ND	0.00020	0.00013	02/27/24 09:43	

LABORATORY CONTROL SAMPLE: 4314254

Parameter	Units	Spike Conc.	LCS Result	LCS % Rec	% Rec Limits	Qualifiers
Mercury	mg/L	0.0025	0.0021	86	80-120	

MATRIX SPIKE & MATRIX SPIKE DUPLICATE: 4314255 4314256

Parameter	Units	92714158001 Result	MS Spike Conc.	MSD Spike Conc.	MS Result	MSD Result	MS % Rec	MSD % Rec	% Rec Limits	RPD	Max RPD	Qual
Mercury	mg/L	ND	0.0025	0.0025	0.0023	0.0023	94	94	75-125	0	20	

Results presented on this page are in the units indicated by the "Units" column except where an alternate unit is presented to the right of the result.

This report shall not be reproduced, except in full,
without the written consent of Pace Analytical Services, LLC.

Pace Analytical Services, LLC
9800 Kincey Ave. Suite 100
Huntersville, NC 28078
(704)875-9092

QUALITY CONTROL DATA

Project: Plant Hammond AP-1
Pace Project No.: 92714158

QC Batch: 835135
QC Batch Method: EPA 7470A
Analysis Method: EPA 7470A
Analysis Description: 7470 Mercury
Laboratory: Pace Analytical Services - Peachtree Corners, GA
Associated Lab Samples: 92714158021, 92714158022, 92714158023, 92714158024

METHOD BLANK: 4314459 Matrix: Water
Associated Lab Samples: 92714158021, 92714158022, 92714158023, 92714158024

Parameter	Units	Blank Result	Reporting Limit	MDL	Analyzed	Qualifiers
Mercury	mg/L	ND	0.00020	0.00013	02/27/24 11:41	

LABORATORY CONTROL SAMPLE: 4314460

Parameter	Units	Spike Conc.	LCS Result	LCS % Rec	% Rec Limits	Qualifiers
Mercury	mg/L	0.0025	0.0027	107	80-120	

MATRIX SPIKE & MATRIX SPIKE DUPLICATE: 4314461 4314462

Parameter	Units	92714148001 Result	MS Spike Conc.	MSD Spike Conc.	MS Result	MSD Result	MS % Rec	MSD % Rec	% Rec Limits	RPD	Max RPD	Qual
Mercury	mg/L	ND	0.0025	0.0025	0.0024	0.0023	94	93	75-125	1	20	

Results presented on this page are in the units indicated by the "Units" column except where an alternate unit is presented to the right of the result.

REPORT OF LABORATORY ANALYSIS

This report shall not be reproduced, except in full,
without the written consent of Pace Analytical Services, LLC.

Pace Analytical Services, LLC
9800 Kincey Ave. Suite 100
Huntersville, NC 28078
(704)875-9092

QUALITY CONTROL DATA

Project: Plant Hammond AP-1
Pace Project No.: 92714158

QC Batch: 833431
QC Batch Method: SM 2540C-2015
Analysis Method: SM 2540C-2015
Analysis Description: 2540C Total Dissolved Solids
Laboratory: Pace Analytical Services - Peachtree Corners, GA
Associated Lab Samples: 92714158001, 92714158002, 92714158003, 92714158004, 92714158005, 92714158006, 92714158007, 92714158008, 92714158009, 92714158010

METHOD BLANK: 4306608
Matrix: Water
Associated Lab Samples: 92714158001, 92714158002, 92714158003, 92714158004, 92714158005, 92714158006, 92714158007, 92714158008, 92714158009, 92714158010

Parameter	Units	Blank Result	Reporting Limit	MDL	Analyzed	Qualifiers
Total Dissolved Solids	mg/L	ND	25.0	25.0	02/19/24 17:40	

LABORATORY CONTROL SAMPLE: 4306609

Parameter	Units	Spike Conc.	LCS Result	LCS % Rec	% Rec Limits	Qualifiers
Total Dissolved Solids	mg/L	400	395	99	80-120	

SAMPLE DUPLICATE: 4306610

Parameter	Units	92714171001 Result	Dup Result	RPD	Max RPD	Qualifiers
Total Dissolved Solids	mg/L	248	244	2	10	

SAMPLE DUPLICATE: 4306611

Parameter	Units	92714158002 Result	Dup Result	RPD	Max RPD	Qualifiers
Total Dissolved Solids	mg/L	407	434	6	10	

Results presented on this page are in the units indicated by the "Units" column except where an alternate unit is presented to the right of the result.

This report shall not be reproduced, except in full,
without the written consent of Pace Analytical Services, LLC.

Pace Analytical Services, LLC
9800 Kincey Ave. Suite 100
Huntersville, NC 28078
(704)875-9092

QUALITY CONTROL DATA

Project: Plant Hammond AP-1
Pace Project No.: 92714158

QC Batch: 833549
QC Batch Method: SM 2540C-2015
Analysis Method: SM 2540C-2015
Analysis Description: 2540C Total Dissolved Solids
Laboratory: Pace Analytical Services - Peachtree Corners, GA
Associated Lab Samples: 92714158011, 92714158012, 92714158013, 92714158014, 92714158015, 92714158016, 92714158017

METHOD BLANK: 4307078
Matrix: Water
Associated Lab Samples: 92714158011, 92714158012, 92714158013, 92714158014, 92714158015, 92714158016, 92714158017

Parameter	Units	Blank Result	Reporting Limit	MDL	Analyzed	Qualifiers
Total Dissolved Solids	mg/L	ND	25.0	25.0	02/20/24 12:50	

LABORATORY CONTROL SAMPLE: 4307079

Parameter	Units	Spike Conc.	LCS Result	LCS % Rec	% Rec Limits	Qualifiers
Total Dissolved Solids	mg/L	400	398	100	80-120	

SAMPLE DUPLICATE: 4307080

Parameter	Units	92713572004 Result	Dup Result	RPD	Max RPD	Qualifiers
Total Dissolved Solids	mg/L	502	517	3	10	

SAMPLE DUPLICATE: 4307081

Parameter	Units	92714148005 Result	Dup Result	RPD	Max RPD	Qualifiers
Total Dissolved Solids	mg/L	ND	76.0		10	

Results presented on this page are in the units indicated by the "Units" column except where an alternate unit is presented to the right of the result.

REPORT OF LABORATORY ANALYSIS

This report shall not be reproduced, except in full,
without the written consent of Pace Analytical Services, LLC.

Pace Analytical Services, LLC
9800 Kincey Ave. Suite 100
Huntersville, NC 28078
(704)875-9092

QUALITY CONTROL DATA

Project: Plant Hammond AP-1
Pace Project No.: 92714158

QC Batch: 833913
QC Batch Method: SM 2540C-2015
Analysis Method: SM 2540C-2015
Analysis Description: 2540C Total Dissolved Solids
Laboratory: Pace Analytical Services - Peachtree Corners, GA
Associated Lab Samples: 92714158018, 92714158019, 92714158020, 92714158021, 92714158022

METHOD BLANK: 4308816
Matrix: Water
Associated Lab Samples: 92714158018, 92714158019, 92714158020, 92714158021, 92714158022

Parameter	Units	Blank Result	Reporting Limit	MDL	Analyzed	Qualifiers
Total Dissolved Solids	mg/L	ND	25.0	25.0	02/21/24 18:05	

LABORATORY CONTROL SAMPLE: 4308817

Parameter	Units	Spike Conc.	LCS Result	LCS % Rec	% Rec Limits	Qualifiers
Total Dissolved Solids	mg/L	400	412	103	80-120	

SAMPLE DUPLICATE: 4308818

Parameter	Units	92714158018 Result	Dup Result	RPD	Max RPD	Qualifiers
Total Dissolved Solids	mg/L	334	361	8	10	

SAMPLE DUPLICATE: 4308819

Parameter	Units	92714171012 Result	Dup Result	RPD	Max RPD	Qualifiers
Total Dissolved Solids	mg/L	224	206	8	10	

Results presented on this page are in the units indicated by the "Units" column except where an alternate unit is presented to the right of the result.

This report shall not be reproduced, except in full,
without the written consent of Pace Analytical Services, LLC.

Pace Analytical Services, LLC
9800 Kincey Ave. Suite 100
Huntersville, NC 28078
(704)875-9092

QUALITY CONTROL DATA

Project: Plant Hammond AP-1
Pace Project No.: 92714158

QC Batch: 834581
QC Batch Method: SM 2540C-2015
Analysis Method: SM 2540C-2015
Analysis Description: 2540C Total Dissolved Solids
Laboratory: Pace Analytical Services - Peachtree Corners, GA
Associated Lab Samples: 92714158023, 92714158024

METHOD BLANK: 4311905
Matrix: Water
Associated Lab Samples: 92714158023, 92714158024

Parameter	Units	Blank Result	Reporting Limit	MDL	Analyzed	Qualifiers
Total Dissolved Solids	mg/L	ND	25.0	25.0	02/23/24 13:29	

LABORATORY CONTROL SAMPLE: 4311906

Parameter	Units	Spike Conc.	LCS Result	LCS % Rec	% Rec Limits	Qualifiers
Total Dissolved Solids	mg/L	400	394	98	80-120	

SAMPLE DUPLICATE: 4311908

Parameter	Units	92714158024 Result	Dup Result	RPD	Max RPD	Qualifiers
Total Dissolved Solids	mg/L	348	219	46	10	D6

SAMPLE DUPLICATE: 4311913

Parameter	Units	92713577008 Result	Dup Result	RPD	Max RPD	Qualifiers
Total Dissolved Solids	mg/L	640	693	8	10	

Results presented on this page are in the units indicated by the "Units" column except where an alternate unit is presented to the right of the result.

REPORT OF LABORATORY ANALYSIS

This report shall not be reproduced, except in full,
without the written consent of Pace Analytical Services, LLC.

Pace Analytical Services, LLC
9800 Kincey Ave. Suite 100
Huntersville, NC 28078
(704)875-9092

QUALITY CONTROL DATA

Project: Plant Hammond AP-1
Pace Project No.: 92714158

QC Batch: 833544
QC Batch Method: SM 2320B-2011
Analysis Method: SM 2320B-2011
Analysis Description: 2320B Alkalinity
Laboratory: Pace Analytical Services - Asheville
Associated Lab Samples: 92714158001

METHOD BLANK: 4307055 Matrix: Water
Associated Lab Samples: 92714158001

Parameter	Units	Blank Result	Reporting Limit	MDL	Analyzed	Qualifiers
Alkalinity, Total as CaCO3	mg/L	ND	5.0	5.0	02/20/24 16:07	
Alkalinity,Bicarbonate (CaCO3)	mg/L	ND	5.0	5.0	02/20/24 16:07	
Alkalinity,Carbonate (CaCO3)	mg/L	ND	5.0	5.0	02/20/24 16:07	

LABORATORY CONTROL SAMPLE: 4307056

Parameter	Units	Spike Conc.	LCS Result	LCS % Rec	% Rec Limits	Qualifiers
Alkalinity, Total as CaCO3	mg/L	50	50.7	101	80-120	

LABORATORY CONTROL SAMPLE: 4307057

Parameter	Units	Spike Conc.	LCS Result	LCS % Rec	% Rec Limits	Qualifiers
Alkalinity, Total as CaCO3	mg/L	50	51.5	103	80-120	

MATRIX SPIKE & MATRIX SPIKE DUPLICATE: 4307058 4307059

Parameter	Units	92713542012 Result	MS Spike Conc.	MSD Spike Conc.	MS Result	MSD Result	MS % Rec	MSD % Rec	% Rec Limits	RPD	Max RPD	Qual
Alkalinity, Total as CaCO3	mg/L	ND	50	50	55.2	50.8	110	101	80-120	8	25	

MATRIX SPIKE & MATRIX SPIKE DUPLICATE: 4307060 4307061

Parameter	Units	92713559016 Result	MS Spike Conc.	MSD Spike Conc.	MS Result	MSD Result	MS % Rec	MSD % Rec	% Rec Limits	RPD	Max RPD	Qual
Alkalinity, Total as CaCO3	mg/L	11.7	50	50	62.0	74.6	101	126	80-120	18	25	M1

Results presented on this page are in the units indicated by the "Units" column except where an alternate unit is presented to the right of the result.

REPORT OF LABORATORY ANALYSIS

This report shall not be reproduced, except in full,
without the written consent of Pace Analytical Services, LLC.

Pace Analytical Services, LLC
9800 Kincey Ave. Suite 100
Huntersville, NC 28078
(704)875-9092

QUALITY CONTROL DATA

Project: Plant Hammond AP-1
Pace Project No.: 92714158

QC Batch: 833842
QC Batch Method: SM 2320B-2011
Analysis Method: SM 2320B-2011
Analysis Description: 2320B Alkalinity
Laboratory: Pace Analytical Services - Asheville
Associated Lab Samples: 92714158002, 92714158003, 92714158004, 92714158005, 92714158006, 92714158007, 92714158010

METHOD BLANK: 4308544
Matrix: Water
Associated Lab Samples: 92714158002, 92714158003, 92714158004, 92714158005, 92714158006, 92714158007, 92714158010

Parameter	Units	Blank Result	Reporting Limit	MDL	Analyzed	Qualifiers
Alkalinity, Total as CaCO3	mg/L	ND	5.0	5.0	02/21/24 11:01	
Alkalinity,Bicarbonate (CaCO3)	mg/L	ND	5.0	5.0	02/21/24 11:01	
Alkalinity,Carbonate (CaCO3)	mg/L	ND	5.0	5.0	02/21/24 11:01	

LABORATORY CONTROL SAMPLE: 4308545

Parameter	Units	Spike Conc.	LCS Result	LCS % Rec	% Rec Limits	Qualifiers
Alkalinity, Total as CaCO3	mg/L	50	51.1	102	80-120	

LABORATORY CONTROL SAMPLE: 4308546

Parameter	Units	Spike Conc.	LCS Result	LCS % Rec	% Rec Limits	Qualifiers
Alkalinity, Total as CaCO3	mg/L	50	52.4	105	80-120	

MATRIX SPIKE & MATRIX SPIKE DUPLICATE: 4308547 4308548

Parameter	Units	92713572004 Result	MS Spike Conc.	MSD Spike Conc.	MS Result	MSD Result	MS % Rec	MSD % Rec	% Rec Limits	RPD	Max RPD	Qual
Alkalinity, Total as CaCO3	mg/L	417	50	50	474	466	114	99	80-120	2	25	

MATRIX SPIKE & MATRIX SPIKE DUPLICATE: 4308549 4308550

Parameter	Units	92714171007 Result	MS Spike Conc.	MSD Spike Conc.	MS Result	MSD Result	MS % Rec	MSD % Rec	% Rec Limits	RPD	Max RPD	Qual
Alkalinity, Total as CaCO3	mg/L	124	50	50	175	175	101	102	80-120	0	25	

Results presented on this page are in the units indicated by the "Units" column except where an alternate unit is presented to the right of the result.

REPORT OF LABORATORY ANALYSIS

This report shall not be reproduced, except in full,
without the written consent of Pace Analytical Services, LLC.

Pace Analytical Services, LLC
9800 Kincey Ave. Suite 100
Huntersville, NC 28078
(704)875-9092

QUALITY CONTROL DATA

Project: Plant Hammond AP-1
Pace Project No.: 92714158

QC Batch: 833947
QC Batch Method: SM 2320B-2011
Analysis Method: SM 2320B-2011
Analysis Description: 2320B Alkalinity
Laboratory: Pace Analytical Services - Asheville
Associated Lab Samples: 92714158011, 92714158012, 92714158013, 92714158014, 92714158015, 92714158016, 92714158017, 92714158019, 92714158020

METHOD BLANK: 4309016
Matrix: Water
Associated Lab Samples: 92714158011, 92714158012, 92714158013, 92714158014, 92714158015, 92714158016, 92714158017, 92714158019, 92714158020

Parameter	Units	Blank Result	Reporting Limit	MDL	Analyzed	Qualifiers
Alkalinity, Total as CaCO3	mg/L	ND	5.0	5.0	02/21/24 19:45	
Alkalinity,Bicarbonate (CaCO3)	mg/L	ND	5.0	5.0	02/21/24 19:45	
Alkalinity,Carbonate (CaCO3)	mg/L	ND	5.0	5.0	02/21/24 19:45	

LABORATORY CONTROL SAMPLE: 4309017

Parameter	Units	Spike Conc.	LCS Result	LCS % Rec	% Rec Limits	Qualifiers
Alkalinity, Total as CaCO3	mg/L	50	50.0	100	80-120	

LABORATORY CONTROL SAMPLE: 4309018

Parameter	Units	Spike Conc.	LCS Result	LCS % Rec	% Rec Limits	Qualifiers
Alkalinity, Total as CaCO3	mg/L	50	50.8	102	80-120	

MATRIX SPIKE & MATRIX SPIKE DUPLICATE: 4309019 4309020

Parameter	Units	92714171010 Result	MS Spike Conc.	MSD Spike Conc.	MS Result	MSD Result	MS % Rec	MSD % Rec	% Rec Limits	RPD	Max RPD	Qual
Alkalinity, Total as CaCO3	mg/L	306	50	50	350	351	89	90	80-120	0	25	

MATRIX SPIKE & MATRIX SPIKE DUPLICATE: 4309021 4309022

Parameter	Units	92714171011 Result	MS Spike Conc.	MSD Spike Conc.	MS Result	MSD Result	MS % Rec	MSD % Rec	% Rec Limits	RPD	Max RPD	Qual
Alkalinity, Total as CaCO3	mg/L	301	50	50	345	342	88	83	80-120	1	25	

Results presented on this page are in the units indicated by the "Units" column except where an alternate unit is presented to the right of the result.

This report shall not be reproduced, except in full,
without the written consent of Pace Analytical Services, LLC.

Pace Analytical Services, LLC
9800 Kincey Ave. Suite 100
Huntersville, NC 28078
(704)875-9092

QUALITY CONTROL DATA

Project: Plant Hammond AP-1
Pace Project No.: 92714158

QC Batch: 834334
QC Batch Method: SM 2320B-2011
Analysis Method: SM 2320B-2011
Analysis Description: 2320B Alkalinity
Laboratory: Pace Analytical Services - Asheville
Associated Lab Samples: 92714158018

METHOD BLANK: 4310874 Matrix: Water
Associated Lab Samples: 92714158018

Parameter	Units	Blank Result	Reporting Limit	MDL	Analyzed	Qualifiers
Alkalinity, Total as CaCO3	mg/L	ND	5.0	5.0	02/22/24 19:23	
Alkalinity,Bicarbonate (CaCO3)	mg/L	ND	5.0	5.0	02/22/24 19:23	
Alkalinity,Carbonate (CaCO3)	mg/L	ND	5.0	5.0	02/22/24 19:23	

LABORATORY CONTROL SAMPLE: 4310875

Parameter	Units	Spike Conc.	LCS Result	LCS % Rec	% Rec Limits	Qualifiers
Alkalinity, Total as CaCO3	mg/L	50	50.2	100	80-120	

LABORATORY CONTROL SAMPLE: 4310876

Parameter	Units	Spike Conc.	LCS Result	LCS % Rec	% Rec Limits	Qualifiers
Alkalinity, Total as CaCO3	mg/L	50	51.8	104	80-120	

MATRIX SPIKE & MATRIX SPIKE DUPLICATE: 4310877 4310878

Parameter	Units	92714468009 Result	MS Spike Conc.	MSD Spike Conc.	MS Result	MSD Result	MS % Rec	MSD % Rec	% Rec Limits	RPD	Max RPD	Qual
Alkalinity, Total as CaCO3	mg/L	10.2	50	50	61.3	61.6	102	103	80-120	1	25	

MATRIX SPIKE & MATRIX SPIKE DUPLICATE: 4310879 4310880

Parameter	Units	92713565015 Result	MS Spike Conc.	MSD Spike Conc.	MS Result	MSD Result	MS % Rec	MSD % Rec	% Rec Limits	RPD	Max RPD	Qual
Alkalinity, Total as CaCO3	mg/L	163	50	50	212	211	97	97	80-120	0	25	

Results presented on this page are in the units indicated by the "Units" column except where an alternate unit is presented to the right of the result.

REPORT OF LABORATORY ANALYSIS

This report shall not be reproduced, except in full,
without the written consent of Pace Analytical Services, LLC.

Pace Analytical Services, LLC
9800 Kincey Ave. Suite 100
Huntersville, NC 28078
(704)875-9092

QUALITY CONTROL DATA

Project: Plant Hammond AP-1
Pace Project No.: 92714158

QC Batch: 834611
QC Batch Method: SM 2320B-2011
Analysis Method: SM 2320B-2011
Analysis Description: 2320B Alkalinity
Laboratory: Pace Analytical Services - Asheville
Associated Lab Samples: 92714158023, 92714158024

METHOD BLANK: 4312116 Matrix: Water
Associated Lab Samples: 92714158023, 92714158024

Parameter	Units	Blank Result	Reporting Limit	MDL	Analyzed	Qualifiers
Alkalinity, Total as CaCO3	mg/L	ND	5.0	5.0	02/23/24 13:34	
Alkalinity,Bicarbonate (CaCO3)	mg/L	ND	5.0	5.0	02/23/24 13:34	
Alkalinity,Carbonate (CaCO3)	mg/L	ND	5.0	5.0	02/23/24 13:34	

LABORATORY CONTROL SAMPLE: 4312117

Parameter	Units	Spike Conc.	LCS Result	LCS % Rec	% Rec Limits	Qualifiers
Alkalinity, Total as CaCO3	mg/L	50	50.8	102	80-120	

LABORATORY CONTROL SAMPLE: 4312118

Parameter	Units	Spike Conc.	LCS Result	LCS % Rec	% Rec Limits	Qualifiers
Alkalinity, Total as CaCO3	mg/L	50	51.3	103	80-120	

MATRIX SPIKE & MATRIX SPIKE DUPLICATE: 4312119 4312120

Parameter	Units	92714723001 Result	MS Spike Conc.	MSD Spike Conc.	MS Result	MSD Result	MS % Rec	MSD % Rec	% Rec Limits	RPD	Max RPD	Qual
Alkalinity, Total as CaCO3	mg/L	36.4	50	50	87.1	86.4	101	100	80-120	1	25	

MATRIX SPIKE & MATRIX SPIKE DUPLICATE: 4312121 4312122

Parameter	Units	92714723002 Result	MS Spike Conc.	MSD Spike Conc.	MS Result	MSD Result	MS % Rec	MSD % Rec	% Rec Limits	RPD	Max RPD	Qual
Alkalinity, Total as CaCO3	mg/L	73.5	50	50	120	121	94	95	80-120	1	25	

Results presented on this page are in the units indicated by the "Units" column except where an alternate unit is presented to the right of the result.

REPORT OF LABORATORY ANALYSIS

This report shall not be reproduced, except in full,
without the written consent of Pace Analytical Services, LLC.

Pace Analytical Services, LLC
9800 Kincey Ave. Suite 100
Huntersville, NC 28078
(704)875-9092

QUALITY CONTROL DATA

Project: Plant Hammond AP-1
Pace Project No.: 92714158

QC Batch: 833475
QC Batch Method: SM 4500-S2D-2011
Analysis Method: SM 4500-S2D-2011
Analysis Description: 4500S2D Sulfide Water
Laboratory: Pace Analytical Services - Asheville
Associated Lab Samples: 92714158001, 92714158002, 92714158003, 92714158004, 92714158005, 92714158006, 92714158007, 92714158010

METHOD BLANK: 4306854
Matrix: Water
Associated Lab Samples: 92714158001, 92714158002, 92714158003, 92714158004, 92714158005, 92714158006, 92714158007, 92714158010

Parameter	Units	Blank Result	Reporting Limit	MDL	Analyzed	Qualifiers
Sulfide	mg/L	ND	0.10	0.022	02/21/24 03:14	

LABORATORY CONTROL SAMPLE: 4306855

Parameter	Units	Spike Conc.	LCS Result	LCS % Rec	% Rec Limits	Qualifiers
Sulfide	mg/L	0.5	0.53	105	80-120	

MATRIX SPIKE & MATRIX SPIKE DUPLICATE: 4306856 4306857

Parameter	Units	92713577003 Result	MS Spike Conc.	MSD Spike Conc.	MS Result	MSD Result	MS % Rec	MSD % Rec	% Rec Limits	RPD	Max RPD	Qual
Sulfide	mg/L	ND	0.5	0.5	0.50	0.54	98	107	80-120	8	10	

MATRIX SPIKE & MATRIX SPIKE DUPLICATE: 4306858 4306859

Parameter	Units	92714158010 Result	MS Spike Conc.	MSD Spike Conc.	MS Result	MSD Result	MS % Rec	MSD % Rec	% Rec Limits	RPD	Max RPD	Qual
Sulfide	mg/L	ND	0.5	0.5	0.48	0.51	96	101	80-120	5	10	

Results presented on this page are in the units indicated by the "Units" column except where an alternate unit is presented to the right of the result.

This report shall not be reproduced, except in full,
without the written consent of Pace Analytical Services, LLC.

Pace Analytical Services, LLC
9800 Kincey Ave. Suite 100
Huntersville, NC 28078
(704)875-9092

QUALITY CONTROL DATA

Project: Plant Hammond AP-1
Pace Project No.: 92714158

QC Batch: 833476
QC Batch Method: SM 4500-S2D-2011
Analysis Method: SM 4500-S2D-2011
Analysis Description: 4500S2D Sulfide Water
Laboratory: Pace Analytical Services - Asheville
Associated Lab Samples: 92714158011, 92714158012, 92714158013, 92714158014, 92714158015, 92714158016, 92714158017, 92714158018, 92714158019, 92714158020

METHOD BLANK: 4306860
Matrix: Water
Associated Lab Samples: 92714158011, 92714158012, 92714158013, 92714158014, 92714158015, 92714158016, 92714158017, 92714158018, 92714158019, 92714158020

Parameter	Units	Blank Result	Reporting Limit	MDL	Analyzed	Qualifiers
Sulfide	mg/L	ND	0.10	0.022	02/21/24 03:25	

LABORATORY CONTROL SAMPLE: 4306861

Parameter	Units	Spike Conc.	LCS Result	LCS % Rec	% Rec Limits	Qualifiers
Sulfide	mg/L	0.5	0.52	103	80-120	

MATRIX SPIKE & MATRIX SPIKE DUPLICATE: 4306862 4306863

Parameter	Units	92714148005 Result	MS Spike Conc.	MSD Spike Conc.	MS Result	MSD Result	MS % Rec	MSD % Rec	% Rec Limits	RPD	Max RPD	Qual
Sulfide	mg/L	ND	0.5	0.5	0.51	0.57	101	114	80-120	12	10	R1

MATRIX SPIKE & MATRIX SPIKE DUPLICATE: 4306864 4306865

Parameter	Units	92714158018 Result	MS Spike Conc.	MSD Spike Conc.	MS Result	MSD Result	MS % Rec	MSD % Rec	% Rec Limits	RPD	Max RPD	Qual
Sulfide	mg/L	0.19	0.5	0.5	0.67	0.68	97	99	80-120	1	10	

Results presented on this page are in the units indicated by the "Units" column except where an alternate unit is presented to the right of the result.

REPORT OF LABORATORY ANALYSIS

This report shall not be reproduced, except in full,
without the written consent of Pace Analytical Services, LLC.

Pace Analytical Services, LLC
9800 Kincey Ave. Suite 100
Huntersville, NC 28078
(704)875-9092

QUALITY CONTROL DATA

Project: Plant Hammond AP-1
Pace Project No.: 92714158

QC Batch: 833808
QC Batch Method: SM 4500-S2D-2011
Analysis Method: SM 4500-S2D-2011
Analysis Description: 4500S2D Sulfide Water
Laboratory: Pace Analytical Services - Asheville
Associated Lab Samples: 92714158023, 92714158024

METHOD BLANK: 4308452 Matrix: Water
Associated Lab Samples: 92714158023, 92714158024

Parameter	Units	Blank Result	Reporting Limit	MDL	Analyzed	Qualifiers
Sulfide	mg/L	ND	0.10	0.022	02/21/24 03:37	

LABORATORY CONTROL SAMPLE: 4308453

Parameter	Units	Spike Conc.	LCS Result	LCS % Rec	% Rec Limits	Qualifiers
Sulfide	mg/L	0.5	0.52	103	80-120	

MATRIX SPIKE & MATRIX SPIKE DUPLICATE: 4308454 4308455

Parameter	Units	92713572008 Result	MS Spike Conc.	MSD Spike Conc.	MS Result	MSD Result	MS % Rec	MSD % Rec	% Rec Limits	RPD	Max RPD	Qual
Sulfide	mg/L	ND	0.5	0.5	0.50	0.53	100	106	80-120	6	10	

MATRIX SPIKE & MATRIX SPIKE DUPLICATE: 4308456 4308457

Parameter	Units	92713565007 Result	MS Spike Conc.	MSD Spike Conc.	MS Result	MSD Result	MS % Rec	MSD % Rec	% Rec Limits	RPD	Max RPD	Qual
Sulfide	mg/L	ND	0.5	0.5	0.45	0.49	91	98	80-120	7	10	

Results presented on this page are in the units indicated by the "Units" column except where an alternate unit is presented to the right of the result.

This report shall not be reproduced, except in full,
without the written consent of Pace Analytical Services, LLC.

Pace Analytical Services, LLC
9800 Kincey Ave. Suite 100
Huntersville, NC 28078
(704)875-9092

QUALITY CONTROL DATA

Project: Plant Hammond AP-1
Pace Project No.: 92714158

QC Batch: 833447
QC Batch Method: EPA 300.0 Rev 2.1 1993
Analysis Method: EPA 300.0 Rev 2.1 1993
Analysis Description: 300.0 IC Anions
Laboratory: Pace Analytical Services - Asheville
Associated Lab Samples: 92714158001, 92714158002, 92714158003, 92714158004, 92714158005, 92714158006, 92714158007, 92714158008, 92714158009

METHOD BLANK: 4306763
Matrix: Water
Associated Lab Samples: 92714158001, 92714158002, 92714158003, 92714158004, 92714158005, 92714158006, 92714158007, 92714158008, 92714158009

Parameter	Units	Blank Result	Reporting Limit	MDL	Analyzed	Qualifiers
Chloride	mg/L	ND	1.0	0.60	02/20/24 00:13	
Fluoride	mg/L	ND	0.10	0.050	02/20/24 00:13	
Sulfate	mg/L	ND	1.0	0.50	02/20/24 00:13	

LABORATORY CONTROL SAMPLE: 4306764

Parameter	Units	Spike Conc.	LCS Result	LCS % Rec	% Rec Limits	Qualifiers
Chloride	mg/L	50	51.5	103	90-110	
Fluoride	mg/L	2.5	2.6	102	90-110	
Sulfate	mg/L	50	51.7	103	90-110	

MATRIX SPIKE & MATRIX SPIKE DUPLICATE: 4306765 4306766

Parameter	Units	92714116001 Result	MS Spike Conc.	MSD Spike Conc.	MS Result	MSD Result	MS % Rec	MSD % Rec	% Rec Limits	RPD	Max RPD	Qual
Chloride	mg/L	3850	50	50	3880	3870	55	39	90-110	0	10	M1
Fluoride	mg/L	ND	2.5	2.5	ND	ND	0	0	90-110		10	D3,M1
Sulfate	mg/L	ND	50	50	97.4J	98.6J	63	66	90-110		10	D3,M1

MATRIX SPIKE & MATRIX SPIKE DUPLICATE: 4306767 4306768

Parameter	Units	92713577005 Result	MS Spike Conc.	MSD Spike Conc.	MS Result	MSD Result	MS % Rec	MSD % Rec	% Rec Limits	RPD	Max RPD	Qual
Chloride	mg/L	1.5	50	50	52.8	53.9	103	105	90-110	2	10	
Fluoride	mg/L	0.18	2.5	2.5	2.7	2.7	100	102	90-110	2	10	
Sulfate	mg/L	4.9	50	50	56.5	57.6	103	105	90-110	2	10	

Results presented on this page are in the units indicated by the "Units" column except where an alternate unit is presented to the right of the result.

This report shall not be reproduced, except in full,
without the written consent of Pace Analytical Services, LLC.

Pace Analytical Services, LLC
9800 Kincey Ave. Suite 100
Huntersville, NC 28078
(704)875-9092

QUALITY CONTROL DATA

Project: Plant Hammond AP-1
Pace Project No.: 92714158

QC Batch: 833448
QC Batch Method: EPA 300.0 Rev 2.1 1993
Analysis Method: EPA 300.0 Rev 2.1 1993
Analysis Description: 300.0 IC Anions
Laboratory: Pace Analytical Services - Asheville
Associated Lab Samples: 92714158010, 92714158011, 92714158012, 92714158013, 92714158014, 92714158015, 92714158016, 92714158017, 92714158018, 92714158019, 92714158020, 92714158021, 92714158022

METHOD BLANK: 4306769
Matrix: Water
Associated Lab Samples: 92714158010, 92714158011, 92714158012, 92714158013, 92714158014, 92714158015, 92714158016, 92714158017, 92714158018, 92714158019, 92714158020, 92714158021, 92714158022

Parameter	Units	Blank Result	Reporting Limit	MDL	Analyzed	Qualifiers
Chloride	mg/L	ND	1.0	0.60	02/20/24 06:37	
Fluoride	mg/L	ND	0.10	0.050	02/20/24 06:37	
Sulfate	mg/L	ND	1.0	0.50	02/20/24 06:37	

LABORATORY CONTROL SAMPLE: 4306770

Parameter	Units	Spike Conc.	LCS Result	LCS % Rec	% Rec Limits	Qualifiers
Chloride	mg/L	50	52.7	105	90-110	
Fluoride	mg/L	2.5	2.5	102	90-110	
Sulfate	mg/L	50	52.8	106	90-110	

MATRIX SPIKE & MATRIX SPIKE DUPLICATE: 4306771 4306772

Parameter	Units	92714158010 Result	MS Spike Conc.	MSD Spike Conc.	MS Result	MSD Result	MS % Rec	MSD % Rec	% Rec Limits	RPD	Max RPD	Qual
Chloride	mg/L	56.3	50	50	97.2	99.6	82	87	90-110	2	10	M1
Fluoride	mg/L	0.057J	2.5	2.5	2.4	2.4	93	95	90-110	2	10	
Sulfate	mg/L	146	50	50	190	194	89	97	90-110	2	10	M1

MATRIX SPIKE & MATRIX SPIKE DUPLICATE: 4306773 4306774

Parameter	Units	92714158020 Result	MS Spike Conc.	MSD Spike Conc.	MS Result	MSD Result	MS % Rec	MSD % Rec	% Rec Limits	RPD	Max RPD	Qual
Chloride	mg/L	37.6	50	50	89.1	90.1	103	105	90-110	1	10	
Fluoride	mg/L	0.19	2.5	2.5	2.6	2.6	95	98	90-110	2	10	
Sulfate	mg/L	239	50	50	286	288	94	99	90-110	1	10	

Results presented on this page are in the units indicated by the "Units" column except where an alternate unit is presented to the right of the result.

REPORT OF LABORATORY ANALYSIS

This report shall not be reproduced, except in full,
without the written consent of Pace Analytical Services, LLC.

Pace Analytical Services, LLC
9800 Kincey Ave. Suite 100
Huntersville, NC 28078
(704)875-9092

QUALITY CONTROL DATA

Project: Plant Hammond AP-1
Pace Project No.: 92714158

QC Batch: 833869
QC Batch Method: EPA 300.0 Rev 2.1 1993
Analysis Method: EPA 300.0 Rev 2.1 1993
Analysis Description: 300.0 IC Anions
Laboratory: Pace Analytical Services - Asheville
Associated Lab Samples: 92714158023, 92714158024

METHOD BLANK: 4308614
Matrix: Water
Associated Lab Samples: 92714158023, 92714158024

Parameter	Units	Blank Result	Reporting Limit	MDL	Analyzed	Qualifiers
Chloride	mg/L	ND	1.0	0.60	02/21/24 19:09	
Fluoride	mg/L	ND	0.10	0.050	02/21/24 19:09	
Sulfate	mg/L	ND	1.0	0.50	02/21/24 19:09	

LABORATORY CONTROL SAMPLE: 4308615

Parameter	Units	Spike Conc.	LCS Result	LCS % Rec	% Rec Limits	Qualifiers
Chloride	mg/L	50	51.0	102	90-110	
Fluoride	mg/L	2.5	2.6	104	90-110	
Sulfate	mg/L	50	51.4	103	90-110	

MATRIX SPIKE & MATRIX SPIKE DUPLICATE: 4308616 4308617

Parameter	Units	92714251002 Result	MS Spike Conc.	MSD Spike Conc.	MS Result	MSD Result	MS % Rec	MSD % Rec	% Rec Limits	RPD	Max RPD	Qual
Chloride	mg/L	ND	50	50	50.2	52.0	100	104	90-110	3	10	
Fluoride	mg/L	ND	2.5	2.5	2.4	2.5	96	99	90-110	3	10	
Sulfate	mg/L	ND	50	50	50.3	52.0	100	104	90-110	3	10	

MATRIX SPIKE & MATRIX SPIKE DUPLICATE: 4308618 4308619

Parameter	Units	92713577013 Result	MS Spike Conc.	MSD Spike Conc.	MS Result	MSD Result	MS % Rec	MSD % Rec	% Rec Limits	RPD	Max RPD	Qual
Chloride	mg/L	6.8	50	50	57.8	58.5	102	103	90-110	1	10	
Fluoride	mg/L	ND	2.5	2.5	2.3	2.4	92	95	90-110	3	10	
Sulfate	mg/L	251	50	50	296	300	91	98	90-110	1	10	

Results presented on this page are in the units indicated by the "Units" column except where an alternate unit is presented to the right of the result.

REPORT OF LABORATORY ANALYSIS

This report shall not be reproduced, except in full,
without the written consent of Pace Analytical Services, LLC.

Pace Analytical Services, LLC
9800 Kincey Ave. Suite 100
Huntersville, NC 28078
(704)875-9092

QUALIFIERS

Project: Plant Hammond AP-1
Pace Project No.: 92714158

DEFINITIONS

DF - Dilution Factor, if reported, represents the factor applied to the reported data due to dilution of the sample aliquot.

ND - Not Detected at or above adjusted reporting limit.

TNTC - Too Numerous To Count

J - Estimated concentration above the adjusted method detection limit and below the adjusted reporting limit.

MDL - Adjusted Method Detection Limit.

PQL - Practical Quantitation Limit.

RL - Reporting Limit - The lowest concentration value that meets project requirements for quantitative data with known precision and bias for a specific analyte in a specific matrix.

S - Surrogate

1,2-Diphenylhydrazine decomposes to and cannot be separated from Azobenzene using Method 8270. The result for each analyte is a combined concentration.

Consistent with EPA guidelines, unrounded data are displayed and have been used to calculate % recovery and RPD values.

LCS(D) - Laboratory Control Sample (Duplicate)

MS(D) - Matrix Spike (Duplicate)

DUP - Sample Duplicate

RPD - Relative Percent Difference

NC - Not Calculable.

SG - Silica Gel - Clean-Up

U - Indicates the compound was analyzed for, but not detected.

Acid preservation may not be appropriate for 2 Chloroethylvinyl ether.

A separate vial preserved to a pH of 4-5 is recommended in SW846 Chapter 4 for the analysis of Acrolein and Acrylonitrile by EPA Method 8260.

N-Nitrosodiphenylamine decomposes and cannot be separated from Diphenylamine using Method 8270. The result reported for each analyte is a combined concentration.

Reported results are not rounded until the final step prior to reporting. Therefore, calculated parameters that are typically reported as "Total" may vary slightly from the sum of the reported component parameters.

Pace Analytical is TNI accredited. Contact your Pace PM for the current list of accredited analytes.

TNI - The NELAC Institute.

ANALYTE QUALIFIERS

D3	Sample was diluted due to the presence of high levels of non-target analytes or other matrix interference.
D6	The precision between the sample and sample duplicate exceeded laboratory control limits.
M1	Matrix spike recovery exceeded QC limits. Batch accepted based on laboratory control sample (LCS) recovery.
R1	RPD value was outside control limits.

This report shall not be reproduced, except in full,
without the written consent of Pace Analytical Services, LLC.

Pace Analytical Services, LLC
9800 Kincey Ave. Suite 100
Huntersville, NC 28078
(704)875-9092

QUALITY CONTROL DATA CROSS REFERENCE TABLE

Project: Plant Hammond AP-1
Pace Project No.: 92714158

Lab ID	Sample ID	QC Batch Method	QC Batch	Analytical Method	Analytical Batch
92714158001	**HAM-HGWC-7**	EPA 3010A	833753	EPA 6010D	833785
92714158002	**HAM-HGWC-8**	EPA 3010A	833753	EPA 6010D	833785
92714158003	**HAM-MW-6**	EPA 3010A	833753	EPA 6010D	833785
92714158004	**HAM-MW-7**	EPA 3010A	833753	EPA 6010D	833785
92714158005	**HAM-MW-20**	EPA 3010A	833753	EPA 6010D	833785
92714158006	**HAM-MW-28D**	EPA 3010A	833753	EPA 6010D	833785
92714158007	**HAM-MW-29**	EPA 3010A	833753	EPA 6010D	833785
92714158008	**HAM-AP1-EB-01**	EPA 3010A	833753	EPA 6010D	833785
92714158009	**HAM-AP1-FB-01**	EPA 3010A	833753	EPA 6010D	833785
92714158010	**HAM-AP1-FD-01**	EPA 3010A	833753	EPA 6010D	833785
92714158011	**HAM-HGWC-09**	EPA 3010A	833753	EPA 6010D	833785
92714158012	**HAM-HGWC-10**	EPA 3010A	833753	EPA 6010D	833785
92714158013	**HAM-HGWC-11**	EPA 3010A	833753	EPA 6010D	833785
92714158014	**HAM-HGWC-12**	EPA 3010A	833753	EPA 6010D	833785
92714158015	**HAM-MW-5**	EPA 3010A	833753	EPA 6010D	833785
92714158016	**HAM-MW-19**	EPA 3010A	833753	EPA 6010D	833785
92714158017	**HAM-MW-24D**	EPA 3010A	833753	EPA 6010D	833785
92714158018	**HAM-MW-25D**	EPA 3010A	833755	EPA 6010D	833786
92714158019	**HAM-MW-26D**	EPA 3010A	833755	EPA 6010D	833786
92714158020	**HAM-AP1-FD-02**	EPA 3010A	833755	EPA 6010D	833786
92714158021	**HAM-AP1-EB-02**	EPA 3010A	833755	EPA 6010D	833786
92714158022	**HAM-AP1-FB-02**	EPA 3010A	833755	EPA 6010D	833786
92714158023	**HAM-HGWC-13**	EPA 3010A	834918	EPA 6010D	835013
92714158024	**HAM-MW-27D**	EPA 3010A	834918	EPA 6010D	835013
92714158001	**HAM-HGWC-7**	EPA 3005A	833641	EPA 6020B	833765
92714158002	**HAM-HGWC-8**	EPA 3005A	833641	EPA 6020B	833765
92714158003	**HAM-MW-6**	EPA 3005A	833641	EPA 6020B	833765
92714158004	**HAM-MW-7**	EPA 3005A	833641	EPA 6020B	833765
92714158005	**HAM-MW-20**	EPA 3005A	833641	EPA 6020B	833765
92714158006	**HAM-MW-28D**	EPA 3005A	833641	EPA 6020B	833765
92714158007	**HAM-MW-29**	EPA 3005A	833641	EPA 6020B	833765
92714158008	**HAM-AP1-EB-01**	EPA 3005A	833641	EPA 6020B	833765
92714158009	**HAM-AP1-FB-01**	EPA 3005A	833641	EPA 6020B	833765
92714158010	**HAM-AP1-FD-01**	EPA 3005A	833641	EPA 6020B	833765
92714158011	**HAM-HGWC-09**	EPA 3005A	833641	EPA 6020B	833765
92714158012	**HAM-HGWC-10**	EPA 3005A	833641	EPA 6020B	833765
92714158013	**HAM-HGWC-11**	EPA 3005A	833641	EPA 6020B	833765
92714158014	**HAM-HGWC-12**	EPA 3005A	833641	EPA 6020B	833765
92714158015	**HAM-MW-5**	EPA 3005A	833641	EPA 6020B	833765
92714158016	**HAM-MW-19**	EPA 3005A	833641	EPA 6020B	833765
92714158017	**HAM-MW-24D**	EPA 3005A	833650	EPA 6020B	833766
92714158018	**HAM-MW-25D**	EPA 3005A	833650	EPA 6020B	833766
92714158019	**HAM-MW-26D**	EPA 3005A	833650	EPA 6020B	833766
92714158020	**HAM-AP1-FD-02**	EPA 3005A	833650	EPA 6020B	833766
92714158021	**HAM-AP1-EB-02**	EPA 3005A	833650	EPA 6020B	833766
92714158022	**HAM-AP1-FB-02**	EPA 3005A	833650	EPA 6020B	833766

This report shall not be reproduced, except in full,
without the written consent of Pace Analytical Services, LLC.

Pace Analytical Services, LLC
9800 Kincey Ave. Suite 100
Huntersville, NC 28078
(704)875-9092

QUALITY CONTROL DATA CROSS REFERENCE TABLE

Project: Plant Hammond AP-1
Pace Project No.: 92714158

Lab ID	Sample ID	QC Batch Method	QC Batch	Analytical Method	Analytical Batch
92714158023	**HAM-HGWC-13**	EPA 3005A	834672	EPA 6020B	834741
92714158024	**HAM-MW-27D**	EPA 3005A	834672	EPA 6020B	834741
92714158001	**HAM-HGWC-7**	EPA 7470A	835067	EPA 7470A	835124
92714158002	**HAM-HGWC-8**	EPA 7470A	835067	EPA 7470A	835124
92714158003	**HAM-MW-6**	EPA 7470A	835067	EPA 7470A	835124
92714158004	**HAM-MW-7**	EPA 7470A	835067	EPA 7470A	835124
92714158005	**HAM-MW-20**	EPA 7470A	835067	EPA 7470A	835124
92714158006	**HAM-MW-28D**	EPA 7470A	835067	EPA 7470A	835124
92714158007	**HAM-MW-29**	EPA 7470A	835067	EPA 7470A	835124
92714158008	**HAM-AP1-EB-01**	EPA 7470A	835067	EPA 7470A	835124
92714158009	**HAM-AP1-FB-01**	EPA 7470A	835067	EPA 7470A	835124
92714158010	**HAM-AP1-FD-01**	EPA 7470A	835067	EPA 7470A	835124
92714158011	**HAM-HGWC-09**	EPA 7470A	835067	EPA 7470A	835124
92714158012	**HAM-HGWC-10**	EPA 7470A	835067	EPA 7470A	835124
92714158013	**HAM-HGWC-11**	EPA 7470A	835067	EPA 7470A	835124
92714158014	**HAM-HGWC-12**	EPA 7470A	835067	EPA 7470A	835124
92714158015	**HAM-MW-5**	EPA 7470A	835067	EPA 7470A	835124
92714158016	**HAM-MW-19**	EPA 7470A	835067	EPA 7470A	835124
92714158017	**HAM-MW-24D**	EPA 7470A	835067	EPA 7470A	835124
92714158018	**HAM-MW-25D**	EPA 7470A	835067	EPA 7470A	835124
92714158019	**HAM-MW-26D**	EPA 7470A	835067	EPA 7470A	835124
92714158020	**HAM-AP1-FD-02**	EPA 7470A	835067	EPA 7470A	835124
92714158021	**HAM-AP1-EB-02**	EPA 7470A	835135	EPA 7470A	835168
92714158022	**HAM-AP1-FB-02**	EPA 7470A	835135	EPA 7470A	835168
92714158023	**HAM-HGWC-13**	EPA 7470A	835135	EPA 7470A	835168
92714158024	**HAM-MW-27D**	EPA 7470A	835135	EPA 7470A	835168
92714158001	**HAM-HGWC-7**	SM 2540C-2015	833431		
92714158002	**HAM-HGWC-8**	SM 2540C-2015	833431		
92714158003	**HAM-MW-6**	SM 2540C-2015	833431		
92714158004	**HAM-MW-7**	SM 2540C-2015	833431		
92714158005	**HAM-MW-20**	SM 2540C-2015	833431		
92714158006	**HAM-MW-28D**	SM 2540C-2015	833431		
92714158007	**HAM-MW-29**	SM 2540C-2015	833431		
92714158008	**HAM-AP1-EB-01**	SM 2540C-2015	833431		
92714158009	**HAM-AP1-FB-01**	SM 2540C-2015	833431		
92714158010	**HAM-AP1-FD-01**	SM 2540C-2015	833431		
92714158011	**HAM-HGWC-09**	SM 2540C-2015	833549		
92714158012	**HAM-HGWC-10**	SM 2540C-2015	833549		
92714158013	**HAM-HGWC-11**	SM 2540C-2015	833549		
92714158014	**HAM-HGWC-12**	SM 2540C-2015	833549		
92714158015	**HAM-MW-5**	SM 2540C-2015	833549		
92714158016	**HAM-MW-19**	SM 2540C-2015	833549		
92714158017	**HAM-MW-24D**	SM 2540C-2015	833549		
92714158018	**HAM-MW-25D**	SM 2540C-2015	833913		
92714158019	**HAM-MW-26D**	SM 2540C-2015	833913		
92714158020	**HAM-AP1-FD-02**	SM 2540C-2015	833913		

This report shall not be reproduced, except in full,
without the written consent of Pace Analytical Services, LLC.

Pace Analytical Services, LLC
9800 Kincey Ave. Suite 100
Huntersville, NC 28078
(704)875-9092

QUALITY CONTROL DATA CROSS REFERENCE TABLE

Project: Plant Hammond AP-1
Pace Project No.: 92714158

Lab ID	Sample ID	QC Batch Method	QC Batch	Analytical Method	Analytical Batch
92714158021	**HAM-AP1-EB-02**	SM 2540C-2015	833913		
92714158022	**HAM-AP1-FB-02**	SM 2540C-2015	833913		
92714158023	**HAM-HGWC-13**	SM 2540C-2015	834581		
92714158024	**HAM-MW-27D**	SM 2540C-2015	834581		
92714158001	**HAM-HGWC-7**	SM 2320B-2011	833544		
92714158002	**HAM-HGWC-8**	SM 2320B-2011	833842		
92714158003	**HAM-MW-6**	SM 2320B-2011	833842		
92714158004	**HAM-MW-7**	SM 2320B-2011	833842		
92714158005	**HAM-MW-20**	SM 2320B-2011	833842		
92714158006	**HAM-MW-28D**	SM 2320B-2011	833842		
92714158007	**HAM-MW-29**	SM 2320B-2011	833842		
92714158010	**HAM-AP1-FD-01**	SM 2320B-2011	833842		
92714158011	**HAM-HGWC-09**	SM 2320B-2011	833947		
92714158012	**HAM-HGWC-10**	SM 2320B-2011	833947		
92714158013	**HAM-HGWC-11**	SM 2320B-2011	833947		
92714158014	**HAM-HGWC-12**	SM 2320B-2011	833947		
92714158015	**HAM-MW-5**	SM 2320B-2011	833947		
92714158016	**HAM-MW-19**	SM 2320B-2011	833947		
92714158017	**HAM-MW-24D**	SM 2320B-2011	833947		
92714158018	**HAM-MW-25D**	SM 2320B-2011	834334		
92714158019	**HAM-MW-26D**	SM 2320B-2011	833947		
92714158020	**HAM-AP1-FD-02**	SM 2320B-2011	833947		
92714158023	**HAM-HGWC-13**	SM 2320B-2011	834611		
92714158024	**HAM-MW-27D**	SM 2320B-2011	834611		
92714158001	**HAM-HGWC-7**	SM 4500-S2D-2011	833475		
92714158002	**HAM-HGWC-8**	SM 4500-S2D-2011	833475		
92714158003	**HAM-MW-6**	SM 4500-S2D-2011	833475		
92714158004	**HAM-MW-7**	SM 4500-S2D-2011	833475		
92714158005	**HAM-MW-20**	SM 4500-S2D-2011	833475		
92714158006	**HAM-MW-28D**	SM 4500-S2D-2011	833475		
92714158007	**HAM-MW-29**	SM 4500-S2D-2011	833475		
92714158010	**HAM-AP1-FD-01**	SM 4500-S2D-2011	833475		
92714158011	**HAM-HGWC-09**	SM 4500-S2D-2011	833476		
92714158012	**HAM-HGWC-10**	SM 4500-S2D-2011	833476		
92714158013	**HAM-HGWC-11**	SM 4500-S2D-2011	833476		
92714158014	**HAM-HGWC-12**	SM 4500-S2D-2011	833476		
92714158015	**HAM-MW-5**	SM 4500-S2D-2011	833476		
92714158016	**HAM-MW-19**	SM 4500-S2D-2011	833476		
92714158017	**HAM-MW-24D**	SM 4500-S2D-2011	833476		
92714158018	**HAM-MW-25D**	SM 4500-S2D-2011	833476		
92714158019	**HAM-MW-26D**	SM 4500-S2D-2011	833476		
92714158020	**HAM-AP1-FD-02**	SM 4500-S2D-2011	833476		
92714158023	**HAM-HGWC-13**	SM 4500-S2D-2011	833808		
92714158024	**HAM-MW-27D**	SM 4500-S2D-2011	833808		

This report shall not be reproduced, except in full,
without the written consent of Pace Analytical Services, LLC.

Pace Analytical Services, LLC
9800 Kincey Ave. Suite 100
Huntersville, NC 28078
(704)875-9092

QUALITY CONTROL DATA CROSS REFERENCE TABLE

Project: Plant Hammond AP-1
Pace Project No.: 92714158

Lab ID	Sample ID	QC Batch Method	QC Batch	Analytical Method	Analytical Batch
92714158001	**HAM-HGWC-7**	EPA 300.0 Rev 2.1 1993	833447		
92714158002	**HAM-HGWC-8**	EPA 300.0 Rev 2.1 1993	833447		
92714158003	**HAM-MW-6**	EPA 300.0 Rev 2.1 1993	833447		
92714158004	**HAM-MW-7**	EPA 300.0 Rev 2.1 1993	833447		
92714158005	**HAM-MW-20**	EPA 300.0 Rev 2.1 1993	833447		
92714158006	**HAM-MW-28D**	EPA 300.0 Rev 2.1 1993	833447		
92714158007	**HAM-MW-29**	EPA 300.0 Rev 2.1 1993	833447		
92714158008	**HAM-AP1-EB-01**	EPA 300.0 Rev 2.1 1993	833447		
92714158009	**HAM-AP1-FB-01**	EPA 300.0 Rev 2.1 1993	833447		
92714158010	**HAM-AP1-FD-01**	EPA 300.0 Rev 2.1 1993	833448		
92714158011	**HAM-HGWC-09**	EPA 300.0 Rev 2.1 1993	833448		
92714158012	**HAM-HGWC-10**	EPA 300.0 Rev 2.1 1993	833448		
92714158013	**HAM-HGWC-11**	EPA 300.0 Rev 2.1 1993	833448		
92714158014	**HAM-HGWC-12**	EPA 300.0 Rev 2.1 1993	833448		
92714158015	**HAM-MW-5**	EPA 300.0 Rev 2.1 1993	833448		
92714158016	**HAM-MW-19**	EPA 300.0 Rev 2.1 1993	833448		
92714158017	**HAM-MW-24D**	EPA 300.0 Rev 2.1 1993	833448		
92714158018	**HAM-MW-25D**	EPA 300.0 Rev 2.1 1993	833448		
92714158019	**HAM-MW-26D**	EPA 300.0 Rev 2.1 1993	833448		
92714158020	**HAM-AP1-FD-02**	EPA 300.0 Rev 2.1 1993	833448		
92714158021	**HAM-AP1-EB-02**	EPA 300.0 Rev 2.1 1993	833448		
92714158022	**HAM-AP1-FB-02**	EPA 300.0 Rev 2.1 1993	833448		
92714158023	**HAM-HGWC-13**	EPA 300.0 Rev 2.1 1993	833869		
92714158024	**HAM-MW-27D**	EPA 300.0 Rev 2.1 1993	833869		

This report shall not be reproduced, except in full,
without the written consent of Pace Analytical Services, LLC.

Pace	DC#_Title: ENV-FRM-HUN1-0083 v03_Sample Condition Upon Receipt
	Effective Date: 12/01/2023

Laboratory receiving samples:

Asheville ☐ Eden ☐ Greenwood ☐ Huntersville ☐ Raleigh ☐ Mechanicsville ☐ Atlanta ☑ Kernersville ☐

Sample Condition Upon Receipt

Client Name: GA Power - GeoSyntec

Project #: WO#: 92714158

92714158

Courier: ☐ Commercial ☐ Fed Ex ☐ UPS ☐ USPS ☐ Pace ☐ Other:____ ☑ Client

Custody Seal Present? ☑ Yes ☐ No **Seals Intact?** ☑ Yes ☐ No ☐ N/A

Date/Initials Person Examining Contents: 2/16/24

Packing Material: ☑ Bubble Wrap ☐ Bubble Bags ☐ None ☐ Other

Biological Tissue Frozen? ☐ Yes ☐ No ☑ N/A

Thermometer: ☐ IR Gun ID: 214

Type of Ice: ☐ Wet ☐ Blue ☐ None

Cooler Temp: 5.5 **Correction Factor:** Add/Subtract (°C) -0.1

Temp should be above freezing to 6°C

☐ Samples out of temp criteria. Samples on ice, cooling process has begun

Cooler Temp Corrected (°C): 5.0

USDA Regulated Soil (☐ N/A, water sample)

Did samples originate in a quarantine zone within the United States: CA, NY, or SC (check maps)? ☐ Yes ☐ No

Did samples originate from a foreign source (internationally, including Hawaii and Puerto Rico)? ☐ Yes ☐ No

				Comments/Discrepancy:
Chain of Custody Present?	☑ Yes	☐ No	☐ N/A	1.
Samples Arrived within Hold Time?	☑ Yes	☐ No	☐ N/A	2.
Short Hold Time Analysis (<72 hr.)?	☐ Yes	☑ No	☐ N/A	3.
Rush Turn Around Time Requested?	☐ Yes	☑ No	☐ N/A	4.
Sufficient Volume?	☑ Yes	☐ No	☐ N/A	5.
Correct Containers Used?	☑ Yes	☐ No	☐ N/A	6.
-Pace Containers Used?	☑ Yes	☐ No	☐ N/A	
Containers Intact?	☑ Yes	☐ No	☐ N/A	7.
Dissolved analysis: Samples Field Filtered?	☐ Yes	☑ No	☐ N/A	8.
Sample Labels Match COC? -Includes Date/Time/ID/Analysis Matrix: WT	☑ Yes	☐ No	☐ N/A	9.
Headspace in VOA Vials (>5-6mm)?	☐ Yes	☐ No	☑ N/A	10.
Trip Blank Present?	☐ Yes	☐ No	☑ N/A	11.
Trip Blank Custody Seals Present?	☐ Yes	☐ No	☑ N/A	

COMMENTS/SAMPLE DISCREPANCY

Field Data Required? ☐ Yes ☐ No

Lot ID of split containers:

CLIENT NOTIFICATION/RESOLUTION

Person contacted: _____ Date/Time: _____

Project Manager SCURF Review: _____ **Date:** _____

Project Manager SRF Review: _____ **Date:** _____

DC#_Title: ENV-FRM-HUN1-0083 v03_Sample Condition Upon Receipt

Effective Date: 12/01/2023

*Check mark top half of box if pH and/or dechlorination is verified and within the acceptance range for preservation samples.
Exceptions: VOA, Coliform, TOC, Oil and Grease, DRO/8015 (water) DOC, LLHg

**Bottom half of box is to list number of bottles
***Check all unpreserved Nitrates for chlorine

Project # WO#: 92714158
PM: BV Due Date: 03/04/24
CLIENT: 92- GP-HAM

Item#	BP4U-125 mL Plastic Unpreserved (N/A) (Cl-)	BP3U-250 mL Plastic Unpreserved (N/A)	BP2U-500 mL Plastic Unpreserved (N/A)	BP1U-1 liter Plastic Unpreserved (N/A)	BP4S-125 mL Plastic H2SO4 (pH < 2) (Cl-)	BP3N-250 mL plastic HNO3 (pH < 2)	BP4Z-125 mL Plastic ZN Acetate & NaOH (>9)	BP4B-125 mL Plastic NaOH (pH > 12) (Cl-)	WGFU-Wide-mouthed Glass jar Unpreserved	AG1U-1 liter Amber Unpreserved (N/A) (Cl-)	AG1H-1 liter Amber HCl (pH < 2)	AG3U-250 mL Amber Unpreserved (N/A) (Cl-)	AG1S-1 liter Amber H2SO4 (pH < 2)	AG3S-250 mL Amber H2SO4 (pH < 2)	DG94-40 mL Amber NH4Cl (N/A)(Cl-)	DG9H-40 mL VOA HCl (N/A)	VG9T-40 mL VOA Na2S2O3 (N/A)	VG9U-40 mL VOA Unpreserved (N/A)	DG9V-40 mL VOA H3PO4 (N/A)	KP7U-50 mL Plastic Unpreserved (N/A)	V/GK (3 vials per kit)-VPH/Gas kit (N/A)	SP5T-125 mL Sterile Plastic (N/A – lab)	SP2T-250 mL Sterile Plastic (N/A – lab)	BPIN	BP3R-250 mL Plastic (NH2)2SO4 (9.3-9.7)	AG0U-100 mL Amber Unpreserved (N/A) (Cl-)	VSGU-20 mL Scintillation vials (N/A)	DG9U-40 mL Amber Unpreserved vials (N/A)
1		2	1			1	1																	2				
2		2	1			1	1																	2				
3		2	1			1	1																	2				
4		2	1			1	1																	2				
5		2	1			1	1																	2				
6		2	1			1	1																	2				
7		2	1			1	1																	2				
8		2	1			1	1																	2				
9		2	1			1	1																	2				
10		2	1			1	1																	2				
11																												
12																												

pH Adjustment Log for Preserved Samples

Sample ID	Type of Preservative	pH upon receipt	Date preservation adjusted	Time preservation adjusted	Amount of Preservative added	Lot #

Note: Whenever there is a discrepancy affecting North Carolina compliance samples, a copy of this form will be sent to the North Carolina DENR Certification Office (i.e. Out of hold, incorrect preservative, out of temp, incorrect containers.

Pace Analytical
www.pacelabs.com

CHAIN-OF-CUSTODY / Analytical Request Document

The Chain-of-Custody is a LEGAL DOCUMENT. All relevant fields must be completed accurately.

Page: 1 of 1

Section A Required Client Information:

Company:	GA Power
Address:	Atlanta, GA
Email To:	SCS Contacts
Phone:	Fax:
Requested Due Date/TAT:	10 Day

Section B Required Project Information:

Report To:	SCS Contacts
Copy To:	Geosyntec Contacts
Purchase Order No.:	
Project Name:	Hammond AP-1
Project Number:	

Section C Invoice Information:

Attention:	Southern Co.
Company Name:	
Address:	
Pace Quote Reference:	
Pace Project Manager:	Bonnie Vang
Pace Profile #:	10839

REGULATORY AGENCY

☐ NPDES ☐ GROUND WATER ☐ DRINKING WATER
☐ UST ☐ RCRA ☑ OTHER CCR

Site Location STATE: GA

Section D Required Client Information

Valid Matrix Codes

MATRIX	CODE
DRINKING WATER	DW
WATER	WT
WASTE WATER	WW
PRODUCT	P
SOIL/SOLID	SL
OIL	OL
WIPE	WP
AIR	AR
OTHER	OT
TISSUE	TS

SAMPLE ID (A-Z, 0-9 / ,-) Sample IDs MUST BE UNIQUE

Requested Analysis Filtered (Y/N)

ITEM #	SAMPLE ID	MATRIX CODE (see valid codes to left)	SAMPLE TYPE (G=GRAB C=COMP)	COLLECTED COMPOSITE DATE	COLLECTED COMPOSITE TIME	COLLECTED COMPOSITE DATE	COLLECTED COMPOSITE TIME	SAMPLE TEMP AT COLLECTION	# OF CONTAINERS	Preservatives: Unpreserved	H_2SO_4	HNO_3	HCl	NaOH	$Na_2S_2O_3$	Methanol	Other	Analysis Test (Y/N)	Chloride, Fluoride, Sulfate	Full App. III and IV metals	RAD 226/228	TDS	Major Ions (Profile 10839-2):	Residual Chlorine (Y/N)	Pace Project No./ Lab I.D. 92714158
1	HAM-HGWC-7	WG	G	02/14/2024	1335				19	7	3		3					1		X	X	X	X	X	N	W1
2	HAM-HGWC-8	WG	G	02/14/2024	1813				16	7	3		3					1		X	X	X	X	X	N	W2
3	HAM-MW-6	WG	G	02/14/2024	1730				19	7	3		3					1		X	X	X	X	X	N	W3
4	HAM-MW-7	WG	G	02/14/2024	1544		TK 2/14/24		17	7	3		3					1		X	X	X	X	X	N	W4
5	HAM-MW-20	WG	G	02/14/2024	1610				18	7	3		3					1		X	X	X	X	X	N	W5
6	HAM-MW-28D	WG	G	02/14/2024	1533				19	7	3		3					1		X	X	X	X	X	N	W6
7	HAM-MW-29	WG	G	02/14/2024	1425				18	7	3		3					1		X	X	X	X	X	N	W7
8	HAM-AP1-EB-01	WQ	G	02/14/2024	1700				18	5	2		3							X	X	X	X		N	W8
9	HAM-AP1-FB-01	WQ	G	02/14/2024	1655				18	5	2		3							X	X	X	X		N	W9
10	HAM-AP1-FD-01	WG	G	02/14/2024	0000				18	7	3		3					1		X	X	X	X	X	N	W10
11							TK 2/14/24																			
12																										

ADDITIONAL COMMENTS	RELINQUISHED BY / AFFILIATION	DATE	TIME	ACCEPTED BY / AFFILIATION	DATE	TIME	SAMPLE CONDITIONS
Task Code: HAM-CCR-ASSMT-2024S1	Thomas Hessler/Geo	2/16/24	1330	Ryan Williams / Pace	2/16/24	1330	
	Ryan Williams / Pace	2/16/24	1600		2/16/24	1600	

SAMPLER NAME AND SIGNATURE

PRINT Name of SAMPLER: T. Hessler, C. Gaines, J. Newsome, A. Swatt Geosyntec Consultants, Inc.

SIGNATURE of SAMPLER: DATE Signed (MM/DD/YY): 02/14/2024

Temp in °C | Received on Ice (Y/N) | Custody Sealed Cooler (Y/N) | Samples Intact (Y/N)

*Important Note: By signing this form you are accepting Pace's NET 30 day payment terms and agreeing to late charges of 1.5% per month for any invoices not paid within 30 days.

DC#_Title: ENV-FRM-HUN1-0083 v03_Sample Condition Upon Receipt

Effective Date: 12/01/2023

Laboratory receiving samples:

Asheville ☐ Eden ☐ Greenwood ☐ Huntersville ☐ Raleigh ☐ Mechanicsville ☐ Atlanta ☑ Kernersville ☐

Sample Condition Upon Receipt

Client Name: GA Power - GeoSyntec

Project #:

WO#: 92714158

PM: BV Due Date: 03/04/24

CLIENT: 92- GP-HAM

Courier: ☐ Commercial ☐ Fed Ex ☐ UPS ☐ USPS ☐ Pace ☐ Other:____ ☑ Client

Custody Seal Present? ☑ Yes ☐ No **Seals Intact?** ☑ Yes ☐ No ☐ N/A

Date/Initials Person Examining Contents: 2/16/24

Packing Material: ☑ Bubble Wrap ☐ Bubble Bags ☐ None ☐ Other

Biological Tissue Frozen? ☐ Yes ☐ No ☑ N/A

Thermometer: ☐ IR Gun ID: 214

Type of Ice: ☐ Wet ☐ Blue ☐ None

Cooler Temp: 5.5 **Correction Factor:** Add/Subtract (°C) -0.1

Temp should be above freezing to 6°C

☐ Samples out of temp criteria. Samples on ice, cooling process has begun

Cooler Temp Corrected (°C): 5.6

USDA Regulated Soil (☐ N/A, water sample)

Did samples originate in a quarantine zone within the United States: CA, NY, or SC (check maps)? ☐ Yes ☐ No

Did samples originate from a foreign source (internationally, including Hawaii and Puerto Rico)? ☐ Yes ☐ No

				Comments/Discrepancy:
Chain of Custody Present?	☑ Yes	☐ No	☐ N/A	1.
Samples Arrived within Hold Time?	☑ Yes	☐ No	☐ N/A	2.
Short Hold Time Analysis (<72 hr.)?	☐ Yes	☑ No	☐ N/A	3.
Rush Turn Around Time Requested?	☐ Yes	☑ No	☐ N/A	4.
Sufficient Volume?	☑ Yes	☐ No	☐ N/A	5.
Correct Containers Used?	☑ Yes	☐ No	☐ N/A	6.
-Pace Containers Used?	☑ Yes	☐ No	☐ N/A	
Containers Intact?	☑ Yes	☐ No	☐ N/A	7.
Dissolved analysis: Samples Field Filtered?	☐ Yes	☑ No	☐ N/A	8.
Sample Labels Match COC? -Includes Date/Time/ID/Analysis Matrix: WT	☑ Yes	☐ No	☐ N/A	9.
Headspace in VOA Vials (>5-6mm)?	☐ Yes	☐ No	☑ N/A	10.
Trip Blank Present?	☐ Yes	☐ No	☑ N/A	11.
Trip Blank Custody Seals Present?	☐ Yes	☐ No	☑ N/A	

COMMENTS/SAMPLE DISCREPANCY

Field Data Required? ☐ Yes ☐ No

Lot ID of split containers:

CLIENT NOTIFICATION/RESOLUTION

Person contacted: _____ Date/Time: _____

Project Manager SCURF Review: _____ **Date:** _____

Project Manager SRF Review: _____ **Date:** _____

WO#: 92714158

PM: BV Due Date: 03/04/24

CLIENT: 92- GP-HAM

*Check mark top half of box if pH and/or dechlorination is verified and within the acceptance range for preservation samples.

Exceptions: VOA, Coliform, TOC, Oil and Grease, DRO/8015 (water) DOC, LLHg

**Bottom half of box is to list number of bottles

***Check all unpreserved Nitrates for chlorine

Project #

Item#	BP4U-125 mL Plastic Unpreserved (N/A) (Cl-)	BP3U-250 mL Plastic Unpreserved (N/A)	BP2U-500 mL Plastic Unpreserved (N/A)	BP1U-1 liter Plastic Unpreserved (N/A)	BP4S-125 mL Plastic H2SO4 (pH < 2) (Cl-)	BP3N-250 mL plastic HNO3 (pH < 2)	BP4Z-125 mL Plastic ZN Acetate & NaOH (>9)	BP4B-125 mL Plastic NaOH (pH > 12) (Cl-)	WGFU-Wide-mouthed Glass jar Unpreserved	AG1U-1 liter Amber Unpreserved (N/A) (Cl-)	AG1H-1 liter Amber HCl (pH < 2)	AG3U-250 mL Amber Unpreserved (N/A) (Cl-)	AG1S-1 liter Amber H2SO4 (pH < 2)	AG3S-250 mL Amber H2SO4 (pH < 2)	DG94-40 mL Amber NH4Cl (N/A)(Cl-)	DG9H-40 mL VOA HCl (N/A)	VG9T-40 mL VOA Na2S2O3 (N/A)	VG9U-40 mL VOA Unpreserved (N/A)	DG9V-40 mL VOA H3PO4 (N/A)	KP7U-50 mL Plastic Unpreserved (N/A)	V/GK (3 vials per kit)-VPH/Gas kit (N/A)	SP5T-125 mL Sterile Plastic (N/A – lab)	SP2T-250 mL Sterile Plastic (N/A – lab)	BP1Z	BP3R-250 mL Plastic (NH2)2SO4 (9.3-9.7)	AG0U-100 mL Amber Unpreserved (N/A) (Cl-)	VSGU-20 mL Scintillation vials (N/A)	DG9U-40 mL Amber Unpreserved vials (N/A)
1		2	1			1	1																	2				
2		2	1			1	1																	2				
3		2	1			1	1																	2				
4		2	1			1	1																	2				
5		2	1			1	1																	2				
6		2	1			1	1																	2				
7		2	1			1	1																	2				
8		2	1			1	1																	2				
9		2	1			1	1																	2				
10		2	1			1	1																	2				
11		1	1			1																		2				
12		1	1			1																		2				

pH Adjustment Log for Preserved Samples

Sample ID	Type of Preservative	pH upon receipt	Date preservation adjusted	Time preservation adjusted	Amount of Preservative added	Lot #

Note: Whenever there is a discrepancy affecting North Carolina compliance samples, a copy of this form will be sent to the North Carolina DENR Certification Office (i.e. Out of hold, incorrect preservative, out of temp, incorrect containers.

Pace Analytical
www.pacelabs.com

CHAIN-OF-CUSTODY / Analytical Request Document

The Chain-of-Custody is a LEGAL DOCUMENT. All relevant fields must be completed accurately.

Page: 1 of 1

Section A Required Client Information:

Company:	GA Power
Address:	Atlanta, GA
Email To:	SCS Contacts
Phone:	Fax:
Requested Due Date/TAT:	10 Day

Section B Required Project Information:

Report To:	SCS Contacts
Copy To:	Geosyntec Contacts
Purchase Order No.:	
Project Name:	Hammond AP-1
Project Number:	

Section C Invoice Information:

Attention:	Southern Co.
Company Name:	
Address:	
Pace Quote Reference:	
Pace Project Manager:	Bonnie Vang
Pace Profile #:	10839

REGULATORY AGENCY

☐ NPDES ☐ GROUND WATER ☐ DRINKING WATER
☐ UST ☐ RCRA ☑ OTHER CCR

Site Location STATE: GA

Section D Required Client Information

Valid Matrix Codes

MATRIX	CODE
DRINKING WATER	DW
WATER	WT
WASTE WATER	WW
PRODUCT	P
SOIL/SOLID	SL
OIL	OL
WIPE	WP
AIR	AR
OTHER	OT
TISSUE	TS

SAMPLE ID (A-Z, 0-9 / ,-) Sample IDs MUST BE UNIQUE

Requested Analysis Filtered (Y/N)

ITEM #	SAMPLE ID	MATRIX CODE (see valid codes to left)	SAMPLE TYPE (G=GRAB C=COMP)	COLLECTED DATE	COLLECTED TIME	COMPOSITE DATE	COMPOSITE TIME	SAMPLE TEMP AT COLLECTION	# OF CONTAINERS	Unpreserved	H_2SO_4	HNO_3	HCl	NaOH	$Na_2S_2O_3$	Methanol	Other	Analysis Test Y/N	Chloride, Fluoride, Sulfate	Full App. III and IV metals	RAD 226/228	TDS	Major Ions (Profile 10839-2):	Residual Chlorine (Y/N)	Pace Project No./ Lab I.D.
1	HAM-HGWC-09	WG	G	02/15/2024	1644			18	7	3		3					1		X	X	X	X	X	N	011
2	HAM-HGWC-10	WG	G	02/15/2024	1457			18	7	3		3					1		X	X	X	X	X	N	012
3	HAM-HGWC-11	WG	G	02/15/2024	1006			18	7	3		3					1		X	X	X	X	X	N	013
4	HAM-HGWC-12	WG	G	02/15/2024	1135			19	7	3		3					1		X	X	X	X	X	N	014
5	HAM-MW-5	WG	G	02/15/2024	1000			17	7	3		3					1		X	X	X	X	X	N	015
6	HAM-MW-19	WG	G	02/15/2024	1622			19	7	3		3					1		X	X	X	X	X	N	016
7	HAM-MW-24D	WG	G	02/15/2024	1612			19	7	3		3					1		X	X	X	X	X	N	017
8	HAM-MW-25D	WQ	G	02/15/2024	1425			20	7	3		3					1		X	X	X	X	X	N	018
9	HAM-MW-26D	WQ	G	02/15/2024	1138			18	7	3		3					1		X	X	X	X	X	N	019
10	HAM-AP1-FD-02	WQ	G	02/15/2024	0000			19	7	3		3					1		X	X	X	X	X	N	020
11	HAM-AP1-EB-02	WQ	G	02/15/2024	1235			18	5	2		3							X	X	X	X		N	021
12	HAM-AP1-FB-02	WQ	G	02/15/2024	1225			18	5	2		3							X	X	X	X		N	022

TK 2/15/2024

927141 58

ADDITIONAL COMMENTS	RELINQUISHED BY / AFFILIATION	DATE	TIME	ACCEPTED BY / AFFILIATION	DATE	TIME	SAMPLE CONDITIONS
Task Code: HAM-CCR-ASSMT-2024S1	Thomas Wessler / Geo	2/16/24	1330	Ryan Williams / Pace	2/16/24	1330	
	Ryan Williams / Pace	2/16/24	1600		2/16/24	1600	

Temp in °C	Received on Ice (Y/N)	Custody Sealed Cooler (Y/N)	Samples Intact (Y/N)

SAMPLER NAME AND SIGNATURE

PRINT Name of SAMPLER: T. Wessler, C. Cavin, A. Seward, J. Wussmann Geosyntec Consultants, Inc.

SIGNATURE of SAMPLER: DATE Signed (MM/DD/YY):

*Important Note: By signing this form you are accepting Pace's NET 30 day payment terms and agreeing to late charges of 1.5% per month for any invoices not paid within 30 days.

Pace

DC#_Title: ENV-FRM-HUN1-0083 v03_Sample Condition Upon Receipt

Effective Date: 12/01/2023

Laboratory receiving samples:
Asheville ☐ Eden ☐ Greenwood ☐ Huntersville ☐ Raleigh ☐ Mechanicsville ☐ Atlanta ☑ Kernersville ☐

Sample Condition Upon Receipt

Client Name: Ga Power

Project WO#: 92714158
PM: BV Due Date: 03/04/24
CLIENT: 92- GP-HAM

Courier: ☐ Commercial ☑ Pace ☐ Fed Ex ☐ UPS ☐ USPS ☐ Other:____ ☐ Client

Custody Seal Present? ☑ Yes ☐ No **Seals Intact?** ☑ Yes ☐ No ☐ N/A

Date/Initials Person Examining Contents: 7/19/24 SM

Packing Material: ☑ Bubble Wrap ☐ Bubble Bags ☐ None ☐ Other

Biological Tissue Frozen? ☐ Yes ☐ No ☑ N/A

Thermometer:
☑ IR Gun ID: 730 **Type of Ice:** ☑ Wet ☐ Blue ☐ None

Cooler Temp: 3.2 **Correction Factor:** Add/Subtract (°C) 10.1

Temp should be above freezing to 6°C
☐ Samples out of temp criteria. Samples on ice, cooling process has begun

Cooler Temp Corrected (°C): 3.3

USDA Regulated Soil (☐ N/A, water sample)
Did samples originate in a quarantine zone within the United States: CA, NY, or SC (check maps)? ☐ Yes ☐ No

Did samples originate from a foreign source (internationally, including Hawaii and Puerto Rico)? ☐ Yes ☐ No

				Comments/Discrepancy:
Chain of Custody Present?	☑ Yes	☐ No	☐ N/A	1.
Samples Arrived within Hold Time?	☑ Yes	☐ No	☐ N/A	2.
Short Hold Time Analysis (<72 hr.)?	☐ Yes	☑ No	☐ N/A	3.
Rush Turn Around Time Requested?	☐ Yes	☑ No	☐ N/A	4.
Sufficient Volume?	☑ Yes	☐ No	☐ N/A	5.
Correct Containers Used?	☑ Yes	☐ No	☐ N/A	6.
-Pace Containers Used?	☑ Yes	☐ No	☐ N/A	
Containers Intact?	☑ Yes	☐ No	☐ N/A	7.
Dissolved analysis: Samples Field Filtered?	☐ Yes	☐ No	☑ N/A	8.
Sample Labels Match COC? -Includes Date/Time/ID/Analysis Matrix: WW	☑ Yes	☐ No	☐ N/A	9.
Headspace in VOA Vials (>5-6mm)?	☐ Yes	☐ No	☑ N/A	10.
Trip Blank Present?	☐ Yes	☐ No	☑ N/A	11.
Trip Blank Custody Seals Present?	☐ Yes	☐ No	☐ N/A	

COMMENTS/SAMPLE DISCREPANCY

Field Data Required? ☐ Yes ☐ No

Lot ID of split containers:

CLIENT NOTIFICATION/RESOLUTION

Person contacted: _____ Date/Time: _____

Project Manager SCURF Review: _____ **Date:** _____

Project Manager SRF Review: _____ **Date:** _____

Pace ANALYTICAL SERVICES

DC#_Title: ENV-FRM-HUN1-0083 v03_Sample Condition Upon Receipt

Effective Date: 12/01/2023

WO#: 92714158

PM: BV **Due Date: 03/04/24**

CLIENT: 92- GP-HAM

***Check mark top half of box if pH and/or dechlorination is verified and within the acceptance range for preservation samples.**

Exceptions: VOA, Coliform, TOC, Oil and Grease, DRO/8015 (water) DOC, LLHg

****Bottom half of box is to list number of bottles**

*****Check all unpreserved Nitrates for chlorine**

Project #

Item#	BP4U-125 mL Plastic Unpreserved (N/A) (Cl-)	BP3U-250 mL Plastic Unpreserved (N/A)	BP2U-500 mL Plastic Unpreserved (N/A)	BP1U-1 liter Plastic Unpreserved (N/A)	BP4S-125 mL Plastic H2SO4 (pH < 2) (Cl-)	BP3N-250 mL plastic HNO3 (pH < 2)	BP4Z-125 mL Plastic ZN Acetate & NaOH (>9)	BP4B-125 mL Plastic NaOH (pH > 12) (Cl-)	WGFU-Wide-mouthed Glass jar Unpreserved	AG1U-1 liter Amber Unpreserved (N/A) (Cl-)	AG1H-1 liter Amber HCl (pH < 2)	AG3U-250 mL Amber Unpreserved (N/A) (Cl-)	AG1S-1 liter Amber H2SO4 (pH < 2)	AG3S-250 mL Amber H2SO4 (pH < 2)	DG94-40 mL Amber NH4Cl (N/A)(Cl-)	DG9H-40 mL VOA HCl (N/A)	VG9T-40 mL VOA Na2S2O3 (N/A)	VG9U-40 mL VOA Unpreserved (N/A)	DG9V-40 mL VOA H3PO4 (N/A)	KP7U-50 mL Plastic Unpreserved (N/A)	V/GK (3 vials per kit)-VPH/Gas kit (N/A)	SP5T-125 mL Sterile Plastic (N/A – lab)	SP2T-250 mL Sterile Plastic (N/A – lab)	BPN	BP3R-250 mL Plastic (NH2)2SO4 (9.3-9.7)	AG0U-100 mL Amber Unpreserved (N/A) (Cl-)	VSGU-20 mL Scintillation vials (N/A)	DG9U-40 mL Amber Unpreserved vials (N/A)
1		2	1			1/1	1/1																	8				
2		2	1			1/1	1/1																	8				
3																												
4																												
5																												
6																												
7																												
8																												
9																												
10																												
11																												
12																												

pH Adjustment Log for Preserved Samples

Sample ID	Type of Preservative	pH upon receipt	Date preservation adjusted	Time preservation adjusted	Amount of Preservative added	Lot #

Note: Whenever there is a discrepancy affecting North Carolina compliance samples, a copy of this form will be sent to the North Carolina DENR Certification Office (i.e. Out of hold, incorrect preservative, out of temp, incorrect containers.

Pace Analytical
www.pacelabs.com

CHAIN-OF-CUSTODY / Analytical Request Document

The Chain-of-Custody is a LEGAL DOCUMENT. All relevant fields must be completed accurately.

Page: 1 of 1

Section A Required Client Information:

Company:	GA Power
Address:	Atlanta, GA
Email To:	SCS Contacts
Phone:	Fax:
Requested Due Date/TAT:	10 Day

Section B Required Project Information:

Report To:	SCS Contacts
Copy To:	Geosyntec Contacts
Purchase Order No.:	
Project Name:	Hammond AP-1
Project Number:	

Section C Invoice Information:

Attention:	Southern Co.
Company Name:	
Address:	
Pace Quote Reference:	
Pace Project Manager:	Bonnie Vang
Pace Profile #:	10839

REGULATORY AGENCY

☐ NPDES ☐ GROUND WATER ☐ DRINKING WATER
☐ UST ☐ RCRA ☑ OTHER CCR

Site Location STATE: GA

Section D Required Client Information

Valid Matrix Codes

MATRIX	CODE
DRINKING WATER	DW
WATER	WT
WASTE WATER	WW
PRODUCT	P
SOIL/SOLID	SL
OIL	OL
WIPE	WP
AIR	AR
OTHER	OT
TISSUE	TS

SAMPLE ID (A-Z, 0-9 / ,-) Sample IDs MUST BE UNIQUE

Requested Analysis Filtered (Y/N)

ITEM #	SAMPLE ID	MATRIX CODE (see valid codes to left)	SAMPLE TYPE (G=GRAB C=COMP)	COLLECTED COMPOSITE DATE	COLLECTED COMPOSITE TIME	COLLECTED COMPOSITE DATE	COLLECTED COMPOSITE TIME	SAMPLE TEMP AT COLLECTION	# OF CONTAINERS	Unpreserved	H_2SO_4	HNO_3	HCl	NaOH	$Na_2S_2O_3$	Methanol	Other	Analysis Test Y/N	Chloride, Fluoride, Sulfate	Full App. III and IV metals	RAD 226/228	TDS	Major Ions (Profile 10839-2):	Residual Chlorine (Y/N)	Pace Project No./ Lab I.D.
										Preservatives									N	N	N	N	N		9271458
1	HAM-HGWC-13	WG	G	2/16/2024	1335				19	7	3		3					1	X	X	X	X	X	N	023
2	HAM-MW-27D	WG	G	2/16/2024	1826		TK 2/16/2024		17	7	3		3					1	X	X	X	X	X	N	024
3																									Last sample
4																									
5																									
6																									
7						TK 2/16/2024																			
8																									
9																									
10																									
11																									
12																									

ADDITIONAL COMMENTS	RELINQUISHED BY / AFFILIATION	DATE	TIME	ACCEPTED BY / AFFILIATION	DATE	TIME
Task Code: HAM-CCR-ASSMT-2024S1	Thomas Hessler / Geosyntec	2/19/2024	1125	Lynn Williams / Pace	2/19/2024	1125
	Lynn Williams / Pace	2/19/2024	1325	[illegible]	2/19	1325

SAMPLE CONDITIONS: Temp in °C | Received on Ice (Y/N) | Custody Sealed Cooler (Y/N) | Samples Intact (Y/N)

SAMPLER NAME AND SIGNATURE

PRINT Name of SAMPLER: C. Cunn, T. Hessler / Geosyntec Consultants, Inc.

SIGNATURE of SAMPLER: [signature] DATE Signed (MM/DD/YY): 02/16/2024

*Important Note: By signing this form you are accepting Pace's NET 30 day payment terms and agreeing to late charges of 1.5% per month for any invoices not paid within 30 days.

F-ALL-Q-020rev.07, 15-Feb-2007

Pace Analytical Services, LLC
9800 Kincey Ave. Suite 100
Huntersville, NC 28078
(704)875-9092

April 15, 2024

Kristen Jurinko
Southern Company
241 Ralph McGill Blvd NE
Bin 10160
Atlanta, GA 30308

RE: Project: Plant Hammond AP-1-RAD
Pace Project No.: 92714165

Dear Kristen Jurinko:

Enclosed are the analytical results for sample(s) received by the laboratory between February 16, 2024 and February 19, 2024. The results relate only to the samples included in this report. Results reported herein conform to the applicable TNI/NELAC Standards and the laboratory's Quality Manual, where applicable, unless otherwise noted in the body of the report.

The test results provided in this final report were generated by each of the following laboratories within the Pace Network:

- Pace Analytical Services - Greensburg

Revision 1: Amend sample ID HAM-HGWC-27D to HAM-MW-27D.

(Greensburg, PA) - Revision 1 - This report replaces the March 12, 2024 report. This project was revised on March 26, 2024 to update sample 024 Sample ID.

Revision 2: Correct collection date for HGWC-13 and MW-27D.

If you have any questions concerning this report, please feel free to contact me.

Sincerely,

Bonnie Vang

Bonnie Vang
bonnie.vang@pacelabs.com
704-977-0968
Project Manager

Enclosures

cc: Kip Gray, Geosyntec
Christine Hug, Geosyntec Consultants, Inc.
Thomas Kessler, Geosyntec Consultants
Whitney Law, Geosyntec Consultants
Laura Midkiff, Southern Company
Caroline Nelson, Geosyntec Consultants, Inc

REPORT OF LABORATORY ANALYSIS

This report shall not be reproduced, except in full,
without the written consent of Pace Analytical Services, LLC.

Pace Analytical Services, LLC
9800 Kincey Ave. Suite 100
Huntersville, NC 28078
(704)875-9092

cc: Anthony Szwast, Geosyntec Consultants

This report shall not be reproduced, except in full,
without the written consent of Pace Analytical Services, LLC.

Pace Analytical Services, LLC
9800 Kincey Ave. Suite 100
Huntersville, NC 28078
(704)875-9092

CERTIFICATIONS

Project: Plant Hammond AP-1-RAD
Pace Project No.: 92714165

Pace Analytical Services Pennsylvania
1638 Roseytown Rd Suites 2,3&4, Greensburg, PA 15601
ANAB DOD-ELAP Rad Accreditation #: L2417
ANABISO/IEC 17025:2017 Rad Cert#: L24170
Alabama Certification #: 41590
Arizona Certification #: AZ0734
Arkansas Certification
California Certification #: 2950
Colorado Certification #: PA01547
Connecticut Certification #: PH-0694
EPA Region 4 DW Rad
Florida/TNI Certification #: E87683
Georgia Certification #: C040
Guam Certification
Hawaii Certification
Idaho Certification
Illinois Certification
Indiana Certification
Iowa Certification #: 391
Kansas Certification #: E-10358
Kentucky Certification #: KY90133
KY WW Permit #: KY0098221
KY WW Permit #: KY0000221
Louisiana DHH/TNI Certification #: LA010
Louisiana DEQ/TNI Certification #: 04086
Maine Certification #: 2023021
Maryland Certification #: 308
Massachusetts Certification #: M-PA1457
Michigan/PADEP Certification #: 9991
Missouri Certification #: 235
Montana Certification #: Cert0082
Nebraska Certification #: NE-OS-29-14
Nevada Certification #: PA014572023-03
New Hampshire/TNI Certification #: 297622
New Jersey/TNI Certification #: PA051
New Mexico Certification #: PA01457
New York/TNI Certification #: 10888
North Carolina Certification #: 42706
North Dakota Certification #: R-190
Ohio EPA Rad Approval: #41249
Oregon/TNI Certification #: PA200002-015
Pennsylvania/TNI Certification #: 65-00282
Puerto Rico Certification #: PA01457
Rhode Island Certification #: 65-00282
South Dakota Certification
Tennessee Certification #: TN02867
Texas/TNI Certification #: T104704188-22-18
Utah/TNI Certification #: PA014572223-14
USDA Soil Permit #: 525-23-67-77263
Vermont Dept. of Health: ID# VT-0282
Virgin Island/PADEP Certification
Virginia/VELAP Certification #: 460198
Washington Certification #: C868
West Virginia DEP Certification #: 143
West Virginia DHHR Certification #: 9964C
Wisconsin Approve List for Rad

This report shall not be reproduced, except in full,
without the written consent of Pace Analytical Services, LLC.

Pace Analytical Services, LLC
9800 Kincey Ave. Suite 100
Huntersville, NC 28078
(704)875-9092

SAMPLE SUMMARY

Project: Plant Hammond AP-1-RAD
Pace Project No.: 92714165

Lab ID	Sample ID	Matrix	Date Collected	Date Received
92714165001	**HAM-HGWC-7**	Water	02/14/24 13:35	02/16/24 16:00
92714165002	**HAM-HGWC-8**	Water	02/14/24 18:13	02/16/24 16:00
92714165003	**HAM-MW-6**	Water	02/14/24 17:30	02/16/24 16:00
92714165004	**HAM-MW-7**	Water	02/14/24 15:44	02/16/24 16:00
92714165005	**HAM-MW-20**	Water	02/14/24 16:10	02/16/24 16:00
92714165006	**HAM-MW-28D**	Water	02/14/24 15:33	02/16/24 16:00
92714165007	**HAM-MW-29**	Water	02/14/24 14:25	02/16/24 16:00
92714165008	**HAM-AP1-EB-01**	Water	02/14/24 17:00	02/16/24 16:00
92714165009	**HAM-AP1-FB-01**	Water	02/14/24 16:55	02/16/24 16:00
92714165010	**HAM-AP1-FD-01**	Water	02/14/24 00:00	02/16/24 16:00
92714165011	**HAM-HGWC-09**	Water	02/15/24 16:44	02/16/24 16:00
92714165012	**HAM-HGWC-10**	Water	02/15/24 14:57	02/16/24 16:00
92714165013	**HAM-HGWC-11**	Water	02/15/24 10:06	02/16/24 16:00
92714165014	**HAM-HGWC-12**	Water	02/15/24 11:35	02/16/24 16:00
92714165015	**HAM-MW-5**	Water	02/15/24 10:00	02/16/24 16:00
92714165016	**HAM-MW-19**	Water	02/15/24 16:22	02/16/24 16:00
92714165017	**HAM-MW-24D**	Water	02/15/24 16:12	02/16/24 16:00
92714165018	**HAM-MW-25D**	Water	02/15/24 14:25	02/16/24 16:00
92714165019	**HAM-MW-26D**	Water	02/15/24 11:38	02/16/24 16:00
92714165020	**HAM-AP1-FD-02**	Water	02/15/24 00:00	02/16/24 16:00
92714165021	**HAM-AP1-EB-02**	Water	02/15/24 12:35	02/16/24 16:00
92714165022	**HAM-AP1-FB-02**	Water	02/15/24 12:25	02/16/24 16:00
92714165023	**HAM-HGWC-13**	Water	02/16/24 13:35	02/19/24 11:25
92714165024	**HAM-MW-27D**	Water	02/16/24 18:26	02/19/24 11:25

This report shall not be reproduced, except in full,
without the written consent of Pace Analytical Services, LLC.

Pace Analytical Services, LLC
9800 Kincey Ave. Suite 100
Huntersville, NC 28078
(704)875-9092

SAMPLE ANALYTE COUNT

Project: Plant Hammond AP-1-RAD
Pace Project No.: 92714165

Lab ID	Sample ID	Method	Analysts	Analytes Reported	Laboratory
92714165001	**HAM-HGWC-7**	EPA 9315	SLC	1	PASI-PA
		EPA 9320	JJS1	1	PASI-PA
		Total Radium Calculation	JAL	1	PASI-PA
92714165002	**HAM-HGWC-8**	EPA 9315	SLC	1	PASI-PA
		EPA 9320	JJS1	1	PASI-PA
		Total Radium Calculation	JAL	1	PASI-PA
92714165003	**HAM-MW-6**	EPA 9315	SLC	1	PASI-PA
		EPA 9320	JJS1	1	PASI-PA
		Total Radium Calculation	JAL	1	PASI-PA
92714165004	**HAM-MW-7**	EPA 9315	SLC	1	PASI-PA
		EPA 9320	JJS1	1	PASI-PA
		Total Radium Calculation	JAL	1	PASI-PA
92714165005	**HAM-MW-20**	EPA 9315	SLC	1	PASI-PA
		EPA 9320	JJS1	1	PASI-PA
		Total Radium Calculation	JAL	1	PASI-PA
92714165006	**HAM-MW-28D**	EPA 9315	SLC	1	PASI-PA
		EPA 9320	JJS1	1	PASI-PA
		Total Radium Calculation	JAL	1	PASI-PA
92714165007	**HAM-MW-29**	EPA 9315	SLC	1	PASI-PA
		EPA 9320	JJS1	1	PASI-PA
		Total Radium Calculation	JAL	1	PASI-PA
92714165008	**HAM-AP1-EB-01**	EPA 9315	SLC	1	PASI-PA
		EPA 9320	JJS1	1	PASI-PA
		Total Radium Calculation	JAL	1	PASI-PA
92714165009	**HAM-AP1-FB-01**	EPA 9315	SLC	1	PASI-PA
		EPA 9320	JJS1	1	PASI-PA
		Total Radium Calculation	JAL	1	PASI-PA
92714165010	**HAM-AP1-FD-01**	EPA 9315	SLC	1	PASI-PA
		EPA 9320	JJS1	1	PASI-PA
		Total Radium Calculation	JAL	1	PASI-PA
92714165011	**HAM-HGWC-09**	EPA 9315	SLC	1	PASI-PA
		EPA 9320	JJS1	1	PASI-PA
		Total Radium Calculation	JAL	1	PASI-PA
92714165012	**HAM-HGWC-10**	EPA 9315	SLC	1	PASI-PA
		EPA 9320	JJS1	1	PASI-PA
		Total Radium Calculation	JAL	1	PASI-PA
92714165013	**HAM-HGWC-11**	EPA 9315	SLC	1	PASI-PA

This report shall not be reproduced, except in full,
without the written consent of Pace Analytical Services, LLC.

Pace Analytical Services, LLC
9800 Kincey Ave. Suite 100
Huntersville, NC 28078
(704)875-9092

SAMPLE ANALYTE COUNT

Project: Plant Hammond AP-1-RAD
Pace Project No.: 92714165

Lab ID	Sample ID	Method	Analysts	Analytes Reported	Laboratory
		EPA 9320	JJS1	1	PASI-PA
		Total Radium Calculation	JAL	1	PASI-PA
92714165014	**HAM-HGWC-12**	EPA 9315	SLC	1	PASI-PA
		EPA 9320	JJS1	1	PASI-PA
		Total Radium Calculation	JAL	1	PASI-PA
92714165015	**HAM-MW-5**	EPA 9315	SLC	1	PASI-PA
		EPA 9320	JJS1	1	PASI-PA
		Total Radium Calculation	JAL	1	PASI-PA
92714165016	**HAM-MW-19**	EPA 9315	SLC	1	PASI-PA
		EPA 9320	JJS1	1	PASI-PA
		Total Radium Calculation	JAL	1	PASI-PA
92714165017	**HAM-MW-24D**	EPA 9315	SLC	1	PASI-PA
		EPA 9320	JJS1	1	PASI-PA
		Total Radium Calculation	JAL	1	PASI-PA
92714165018	**HAM-MW-25D**	EPA 9315	SLC	1	PASI-PA
		EPA 9320	JJS1	1	PASI-PA
		Total Radium Calculation	JAL	1	PASI-PA
92714165019	**HAM-MW-26D**	EPA 9315	SLC	1	PASI-PA
		EPA 9320	JJS1	1	PASI-PA
		Total Radium Calculation	JAL	1	PASI-PA
92714165020	**HAM-AP1-FD-02**	EPA 9315	SLC	1	PASI-PA
		EPA 9320	JJS1	1	PASI-PA
		Total Radium Calculation	JAL	1	PASI-PA
92714165021	**HAM-AP1-EB-02**	EPA 9315	SLC	1	PASI-PA
		EPA 9320	JJS1	1	PASI-PA
		Total Radium Calculation	JAL	1	PASI-PA
92714165022	**HAM-AP1-FB-02**	EPA 9315	SLC	1	PASI-PA
		EPA 9320	JJS1	1	PASI-PA
		Total Radium Calculation	JAL	1	PASI-PA
92714165023	**HAM-HGWC-13**	EPA 9315	SLC	1	PASI-PA
		EPA 9320	JJS1	1	PASI-PA
		Total Radium Calculation	JAL	1	PASI-PA
92714165024	**HAM-MW-27D**	EPA 9315	SLC	1	PASI-PA
		EPA 9320	JJS1	1	PASI-PA
		Total Radium Calculation	JAL	1	PASI-PA

PASI-PA = Pace Analytical Services - Greensburg

This report shall not be reproduced, except in full,
without the written consent of Pace Analytical Services, LLC.

Pace Analytical Services, LLC
9800 Kincey Ave. Suite 100
Huntersville, NC 28078
(704)875-9092

SUMMARY OF DETECTION

Project: Plant Hammond AP-1-RAD
Pace Project No.: 92714165

Lab Sample ID Method	Client Sample ID Parameters	Result	Units	Report Limit	Analyzed	Qualifiers
92714165001	**HAM-HGWC-7**					
EPA 9315	Radium-226	0.148U ± 0.169 (0.354) C:90% T:NA	pCi/L		03/11/24 08:51	
EPA 9320	Radium-228	0.253U ± 0.294 (0.615) C:83% T:84%	pCi/L		03/08/24 11:26	
Total Radium Calculation	Total Radium	0.401U ± 0.463 (0.969)	pCi/L		03/14/24 16:46	
92714165002	**HAM-HGWC-8**					
EPA 9315	Radium-226	0.0301U ± 0.122 (0.304) C:82% T:NA	pCi/L		03/11/24 08:51	
EPA 9320	Radium-228	0.499U ± 0.354 (0.676) C:79% T:83%	pCi/L		03/08/24 11:26	
Total Radium Calculation	Total Radium	0.529U ± 0.476 (0.980)	pCi/L		03/14/24 16:46	
92714165003	**HAM-MW-6**					
EPA 9315	Radium-226	0.0859U ± 0.121 (0.263) C:96% T:NA	pCi/L		03/11/24 08:51	
EPA 9320	Radium-228	0.355U ± 0.375 (0.781) C:83% T:81%	pCi/L		03/08/24 11:26	
Total Radium Calculation	Total Radium	0.441U ± 0.496 (1.04)	pCi/L		03/14/24 16:46	
92714165004	**HAM-MW-7**					
EPA 9315	Radium-226	0.0726U ± 0.122 (0.274) C:87% T:NA	pCi/L		03/11/24 08:51	
EPA 9320	Radium-228	0.0164U ± 0.307 (0.717) C:83% T:82%	pCi/L		03/08/24 11:26	
Total Radium Calculation	Total Radium	0.0890U ± 0.429 (0.991)	pCi/L		03/14/24 16:46	

This report shall not be reproduced, except in full,
without the written consent of Pace Analytical Services, LLC.

Pace Analytical Services, LLC
9800 Kincey Ave. Suite 100
Huntersville, NC 28078
(704)875-9092

SUMMARY OF DETECTION

Project: Plant Hammond AP-1-RAD
Pace Project No.: 92714165

Lab Sample ID Method	Client Sample ID Parameters	Result	Units	Report Limit	Analyzed	Qualifiers
92714165005	**HAM-MW-20**					
EPA 9315	Radium-226	0.0600U ± 0.158 (0.376) C:86% T:NA	pCi/L		03/11/24 08:51	
EPA 9320	Radium-228	0.281U ± 0.327 (0.687) C:81% T:83%	pCi/L		03/08/24 11:26	
Total Radium Calculation	Total Radium	0.341U ± 0.485 (1.06)	pCi/L		03/14/24 16:46	
92714165006	**HAM-MW-28D**					
EPA 9315	Radium-226	0.113U ± 0.138 (0.289) C:91% T:NA	pCi/L		03/11/24 08:51	
EPA 9320	Radium-228	0.677U ± 0.385 (0.699) C:81% T:87%	pCi/L		03/08/24 11:26	
Total Radium Calculation	Total Radium	0.790U ± 0.523 (0.988)	pCi/L		03/14/24 16:46	
92714165007	**HAM-MW-29**					
EPA 9315	Radium-226	0.0123U ± 0.0997 (0.264) C:84% T:NA	pCi/L		03/11/24 08:51	
EPA 9320	Radium-228	0.0532U ± 0.305 (0.703) C:80% T:80%	pCi/L		03/08/24 11:26	
Total Radium Calculation	Total Radium	0.0655U ± 0.405 (0.967)	pCi/L		03/14/24 16:46	
92714165008	**HAM-AP1-EB-01**					
EPA 9315	Radium-226	-0.0656U ± 0.0797 (0.278) C:91% T:NA	pCi/L		03/11/24 08:51	
EPA 9320	Radium-228	0.0613U ± 0.272 (0.625) C:79% T:87%	pCi/L		03/08/24 11:26	
Total Radium Calculation	Total Radium	0.0613U ± 0.352 (0.903)	pCi/L		03/14/24 16:46	

This report shall not be reproduced, except in full,
without the written consent of Pace Analytical Services, LLC.

Pace Analytical Services, LLC
9800 Kincey Ave. Suite 100
Huntersville, NC 28078
(704)875-9092

SUMMARY OF DETECTION

Project: Plant Hammond AP-1-RAD
Pace Project No.: 92714165

Lab Sample ID Method	Client Sample ID Parameters	Result	Units	Report Limit	Analyzed	Qualifiers
92714165009	**HAM-AP1-FB-01**					
EPA 9315	Radium-226	-0.0381U ± 0.105 (0.318) C:80% T:NA	pCi/L		03/11/24 08:51	
EPA 9320	Radium-228	0.335U ± 0.314 (0.627) C:81% T:87%	pCi/L		03/08/24 11:26	
Total Radium Calculation	Total Radium	0.335U ± 0.419 (0.945)	pCi/L		03/14/24 16:46	
92714165010	**HAM-AP1-FD-01**					
EPA 9315	Radium-226	0.0338U ± 0.125 (0.312) C:81% T:NA	pCi/L		03/11/24 09:05	
EPA 9320	Radium-228	0.127U ± 0.312 (0.697) C:80% T:84%	pCi/L		03/08/24 11:26	
Total Radium Calculation	Total Radium	0.161U ± 0.437 (1.01)	pCi/L		03/14/24 16:46	
92714165011	**HAM-HGWC-09**					
EPA 9315	Radium-226	-0.0172U ± 0.0981 (0.278) C:92% T:NA	pCi/L		03/11/24 08:52	
EPA 9320	Radium-228	0.461U ± 0.367 (0.723) C:80% T:80%	pCi/L		03/08/24 11:27	
Total Radium Calculation	Total Radium	0.461U ± 0.465 (1.00)	pCi/L		03/14/24 16:46	
92714165012	**HAM-HGWC-10**					
EPA 9315	Radium-226	0.000839U ± 0.129 (0.337) C:88% T:NA	pCi/L		03/11/24 08:52	
EPA 9320	Radium-228	0.309U ± 0.338 (0.704) C:79% T:85%	pCi/L		03/08/24 11:27	
Total Radium Calculation	Total Radium	0.310U ± 0.467 (1.04)	pCi/L		03/14/24 16:46	

This report shall not be reproduced, except in full,
without the written consent of Pace Analytical Services, LLC.

Pace Analytical Services, LLC
9800 Kincey Ave. Suite 100
Huntersville, NC 28078
(704)875-9092

SUMMARY OF DETECTION

Project: Plant Hammond AP-1-RAD
Pace Project No.: 92714165

Lab Sample ID Method	Client Sample ID Parameters	Result	Units	Report Limit	Analyzed	Qualifiers
92714165013	**HAM-HGWC-11**					
EPA 9315	Radium-226	0.0433U ± 0.128 (0.312) C:84% T:NA	pCi/L		03/11/24 08:52	
EPA 9320	Radium-228	0.776 ± 0.422 (0.734) C:76% T:81%	pCi/L		03/08/24 11:27	
Total Radium Calculation	Total Radium	0.819U ± 0.550 (1.05)	pCi/L		03/14/24 16:46	
92714165014	**HAM-HGWC-12**					
EPA 9315	Radium-226	0.153U ± 0.151 (0.299) C:88% T:NA	pCi/L		03/11/24 08:52	
EPA 9320	Radium-228	0.211U ± 0.328 (0.711) C:82% T:81%	pCi/L		03/08/24 11:27	
Total Radium Calculation	Total Radium	0.364U ± 0.479 (1.01)	pCi/L		03/14/24 16:46	
92714165015	**HAM-MW-5**					
EPA 9315	Radium-226	0.0932U ± 0.105 (0.206) C:90% T:NA	pCi/L		03/11/24 08:52	
EPA 9320	Radium-228	0.370U ± 0.387 (0.803) C:80% T:80%	pCi/L		03/08/24 11:27	
Total Radium Calculation	Total Radium	0.463U ± 0.492 (1.01)	pCi/L		03/14/24 16:46	
92714165016	**HAM-MW-19**					
EPA 9315	Radium-226	0.0598U ± 0.101 (0.226) C:95% T:NA	pCi/L		03/11/24 08:52	
EPA 9320	Radium-228	0.399U ± 0.389 (0.796) C:84% T:77%	pCi/L		03/08/24 11:27	
Total Radium Calculation	Total Radium	0.459U ± 0.490 (1.02)	pCi/L		03/14/24 16:46	

This report shall not be reproduced, except in full,
without the written consent of Pace Analytical Services, LLC.

Pace Analytical Services, LLC
9800 Kincey Ave. Suite 100
Huntersville, NC 28078
(704)875-9092

SUMMARY OF DETECTION

Project: Plant Hammond AP-1-RAD
Pace Project No.: 92714165

Lab Sample ID Method	Client Sample ID Parameters	Result	Units	Report Limit	Analyzed	Qualifiers
92714165017	**HAM-MW-24D**					
EPA 9315	Radium-226	0.0437U ± 0.121 (0.291) C:87% T:NA	pCi/L		03/11/24 08:52	
EPA 9320	Radium-228	0.456U ± 0.357 (0.701) C:81% T:84%	pCi/L		03/08/24 11:28	
Total Radium Calculation	Total Radium	0.500U ± 0.478 (0.992)	pCi/L		03/14/24 16:46	
92714165018	**HAM-MW-25D**					
EPA 9315	Radium-226	0.635 ± 0.231 (0.252) C:100% T:NA	pCi/L		03/11/24 08:53	
EPA 9320	Radium-228	0.303U ± 0.327 (0.680) C:81% T:85%	pCi/L		03/08/24 11:28	
Total Radium Calculation	Total Radium	0.938 ± 0.558 (0.932)	pCi/L		03/14/24 16:46	
92714165019	**HAM-MW-26D**					
EPA 9315	Radium-226	0.160U ± 0.142 (0.270) C:89% T:NA	pCi/L		03/11/24 08:53	
EPA 9320	Radium-228	0.258U ± 0.334 (0.710) C:83% T:78%	pCi/L		03/08/24 11:28	
Total Radium Calculation	Total Radium	0.418U ± 0.476 (0.980)	pCi/L		03/14/24 16:46	
92714165020	**HAM-AP1-FD-02**					
EPA 9315	Radium-226	0.203U ± 0.158 (0.285) C:88% T:NA	pCi/L		03/11/24 08:53	
EPA 9320	Radium-228	0.156U ± 0.319 (0.707) C:79% T:80%	pCi/L		03/08/24 11:28	
Total Radium Calculation	Total Radium	0.359U ± 0.477 (0.992)	pCi/L		03/14/24 16:46	

This report shall not be reproduced, except in full,
without the written consent of Pace Analytical Services, LLC.

Pace Analytical Services, LLC
9800 Kincey Ave. Suite 100
Huntersville, NC 28078
(704)875-9092

SUMMARY OF DETECTION

Project: Plant Hammond AP-1-RAD
Pace Project No.: 92714165

Lab Sample ID Method	Client Sample ID Parameters	Result	Units	Report Limit	Analyzed	Qualifiers
92714165021	**HAM-AP1-EB-02**					
EPA 9315	Radium-226	0.0796U ± 0.140 (0.317) C:94% T:NA	pCi/L		03/11/24 08:27	
EPA 9320	Radium-228	0.00395U ± 0.383 (0.888) C:76% T:84%	pCi/L		03/05/24 16:02	
Total Radium Calculation	Total Radium	0.0836U ± 0.523 (1.21)	pCi/L		03/12/24 15:53	
92714165022	**HAM-AP1-FB-02**					
EPA 9315	Radium-226	-0.00438U ± 0.134 (0.369) C:80% T:NA	pCi/L		03/11/24 08:27	
EPA 9320	Radium-228	0.420U ± 0.354 (0.702) C:78% T:84%	pCi/L		03/05/24 16:03	
Total Radium Calculation	Total Radium	0.420U ± 0.488 (1.07)	pCi/L		03/12/24 15:53	
92714165023	**HAM-HGWC-13**					
EPA 9315	Radium-226	-0.0168U ± 0.119 (0.337) C:92% T:NA	pCi/L		03/11/24 08:27	
EPA 9320	Radium-228	0.338U ± 0.314 (0.633) C:79% T:88%	pCi/L		03/05/24 16:03	
Total Radium Calculation	Total Radium	0.338U ± 0.433 (0.970)	pCi/L		03/12/24 15:53	
92714165024	**HAM-MW-27D**					
EPA 9315	Radium-226	0.487 ± 0.263 (0.420) C:89% T:NA	pCi/L		03/11/24 08:28	
EPA 9320	Radium-228	0.824 ± 0.453 (0.810) C:75% T:83%	pCi/L		03/05/24 16:03	
Total Radium Calculation	Total Radium	1.31 ± 0.716 (1.23)	pCi/L		03/12/24 15:53	

This report shall not be reproduced, except in full,
without the written consent of Pace Analytical Services, LLC.

Pace Analytical Services, LLC
9800 Kincey Ave. Suite 100
Huntersville, NC 28078
(704)875-9092

ANALYTICAL RESULTS - RADIOCHEMISTRY

Project: Plant Hammond AP-1-RAD
Pace Project No.: 92714165

Sample: HAM-HGWC-7 **Lab ID: 92714165001** Collected: 02/14/24 13:35 Received: 02/16/24 16:00 Matrix: Water
PWS: Site ID: Sample Type:

Parameters	Method	Act ± Unc (MDC) Carr Trac	Units	Analyzed	CAS No.	Qual
	Pace Analytical Services - Greensburg					
Radium-226	EPA 9315	**0.148U ± 0.169 (0.354) C:90% T:NA**	pCi/L	03/11/24 08:51	13982-63-3	
	Pace Analytical Services - Greensburg					
Radium-228	EPA 9320	**0.253U ± 0.294 (0.615) C:83% T:84%**	pCi/L	03/08/24 11:26	15262-20-1	
	Pace Analytical Services - Greensburg					
Total Radium	Total Radium Calculation	**0.401U ± 0.463 (0.969)**	pCi/L	03/14/24 16:46	7440-14-4	

This report shall not be reproduced, except in full,
without the written consent of Pace Analytical Services, LLC.

Pace Analytical Services, LLC
9800 Kincey Ave. Suite 100
Huntersville, NC 28078
(704)875-9092

ANALYTICAL RESULTS - RADIOCHEMISTRY

Project: Plant Hammond AP-1-RAD
Pace Project No.: 92714165

Sample: HAM-HGWC-8 **Lab ID: 92714165002** Collected: 02/14/24 18:13 Received: 02/16/24 16:00 Matrix: Water
PWS: Site ID: Sample Type:

Parameters	Method	Act ± Unc (MDC) Carr Trac	Units	Analyzed	CAS No.	Qual
	Pace Analytical Services - Greensburg					
Radium-226	EPA 9315	**0.0301U ± 0.122 (0.304)** **C:82% T:NA**	pCi/L	03/11/24 08:51	13982-63-3	
	Pace Analytical Services - Greensburg					
Radium-228	EPA 9320	**0.499U ± 0.354 (0.676)** **C:79% T:83%**	pCi/L	03/08/24 11:26	15262-20-1	
	Pace Analytical Services - Greensburg					
Total Radium	Total Radium Calculation	**0.529U ± 0.476 (0.980)**	pCi/L	03/14/24 16:46	7440-14-4	

This report shall not be reproduced, except in full,
without the written consent of Pace Analytical Services, LLC.

Pace Analytical Services, LLC
9800 Kincey Ave. Suite 100
Huntersville, NC 28078
(704)875-9092

ANALYTICAL RESULTS - RADIOCHEMISTRY

Project: Plant Hammond AP-1-RAD
Pace Project No.: 92714165

Sample: HAM-MW-6 **Lab ID: 92714165003** Collected: 02/14/24 17:30 Received: 02/16/24 16:00 Matrix: Water
PWS: Site ID: Sample Type:

Parameters	Method	Act ± Unc (MDC) Carr Trac	Units	Analyzed	CAS No.	Qual
	Pace Analytical Services - Greensburg					
Radium-226	EPA 9315	**0.0859U ± 0.121 (0.263) C:96% T:NA**	pCi/L	03/11/24 08:51	13982-63-3	
	Pace Analytical Services - Greensburg					
Radium-228	EPA 9320	**0.355U ± 0.375 (0.781) C:83% T:81%**	pCi/L	03/08/24 11:26	15262-20-1	
	Pace Analytical Services - Greensburg					
Total Radium	Total Radium Calculation	**0.441U ± 0.496 (1.04)**	pCi/L	03/14/24 16:46	7440-14-4	

This report shall not be reproduced, except in full,
without the written consent of Pace Analytical Services, LLC.

Pace Analytical Services, LLC
9800 Kincey Ave. Suite 100
Huntersville, NC 28078
(704)875-9092

ANALYTICAL RESULTS - RADIOCHEMISTRY

Project: Plant Hammond AP-1-RAD
Pace Project No.: 92714165

Sample: HAM-MW-7 **Lab ID: 92714165004** Collected: 02/14/24 15:44 Received: 02/16/24 16:00 Matrix: Water
PWS: Site ID: Sample Type:

Parameters	Method	Act ± Unc (MDC) Carr Trac	Units	Analyzed	CAS No.	Qual
	Pace Analytical Services - Greensburg					
Radium-226	EPA 9315	**0.0726U ± 0.122 (0.274) C:87% T:NA**	pCi/L	03/11/24 08:51	13982-63-3	
	Pace Analytical Services - Greensburg					
Radium-228	EPA 9320	**0.0164U ± 0.307 (0.717) C:83% T:82%**	pCi/L	03/08/24 11:26	15262-20-1	
	Pace Analytical Services - Greensburg					
Total Radium	Total Radium Calculation	**0.0890U ± 0.429 (0.991)**	pCi/L	03/14/24 16:46	7440-14-4	

This report shall not be reproduced, except in full,
without the written consent of Pace Analytical Services, LLC.

Pace Analytical Services, LLC
9800 Kincey Ave. Suite 100
Huntersville, NC 28078
(704)875-9092

ANALYTICAL RESULTS - RADIOCHEMISTRY

Project: Plant Hammond AP-1-RAD
Pace Project No.: 92714165

Sample: HAM-MW-20 **Lab ID: 92714165005** Collected: 02/14/24 16:10 Received: 02/16/24 16:00 Matrix: Water
PWS: Site ID: Sample Type:

Parameters	Method	Act ± Unc (MDC) Carr Trac	Units	Analyzed	CAS No.	Qual
	Pace Analytical Services - Greensburg					
Radium-226	EPA 9315	**0.0600U ± 0.158 (0.376) C:86% T:NA**	pCi/L	03/11/24 08:51	13982-63-3	
	Pace Analytical Services - Greensburg					
Radium-228	EPA 9320	**0.281U ± 0.327 (0.687) C:81% T:83%**	pCi/L	03/08/24 11:26	15262-20-1	
	Pace Analytical Services - Greensburg					
Total Radium	Total Radium Calculation	**0.341U ± 0.485 (1.06)**	pCi/L	03/14/24 16:46	7440-14-4	

This report shall not be reproduced, except in full,
without the written consent of Pace Analytical Services, LLC.

Pace Analytical Services, LLC
9800 Kincey Ave. Suite 100
Huntersville, NC 28078
(704)875-9092

ANALYTICAL RESULTS - RADIOCHEMISTRY

Project: Plant Hammond AP-1-RAD
Pace Project No.: 92714165

Sample: HAM-MW-28D **Lab ID: 92714165006** Collected: 02/14/24 15:33 Received: 02/16/24 16:00 Matrix: Water
PWS: Site ID: Sample Type:

Parameters	Method	Act ± Unc (MDC) Carr Trac	Units	Analyzed	CAS No.	Qual
	Pace Analytical Services - Greensburg					
Radium-226	EPA 9315	**0.113U ± 0.138 (0.289) C:91% T:NA**	pCi/L	03/11/24 08:51	13982-63-3	
	Pace Analytical Services - Greensburg					
Radium-228	EPA 9320	**0.677U ± 0.385 (0.699) C:81% T:87%**	pCi/L	03/08/24 11:26	15262-20-1	
	Pace Analytical Services - Greensburg					
Total Radium	Total Radium Calculation	**0.790U ± 0.523 (0.988)**	pCi/L	03/14/24 16:46	7440-14-4	

This report shall not be reproduced, except in full,
without the written consent of Pace Analytical Services, LLC.

Pace Analytical Services, LLC
9800 Kincey Ave. Suite 100
Huntersville, NC 28078
(704)875-9092

ANALYTICAL RESULTS - RADIOCHEMISTRY

Project: Plant Hammond AP-1-RAD
Pace Project No.: 92714165

Sample: HAM-MW-29 **Lab ID: 92714165007** Collected: 02/14/24 14:25 Received: 02/16/24 16:00 Matrix: Water
PWS: Site ID: Sample Type:

Parameters	Method	Act ± Unc (MDC) Carr Trac	Units	Analyzed	CAS No.	Qual
	Pace Analytical Services - Greensburg					
Radium-226	EPA 9315	**0.0123U ± 0.0997 (0.264) C:84% T:NA**	pCi/L	03/11/24 08:51	13982-63-3	
	Pace Analytical Services - Greensburg					
Radium-228	EPA 9320	**0.0532U ± 0.305 (0.703) C:80% T:80%**	pCi/L	03/08/24 11:26	15262-20-1	
	Pace Analytical Services - Greensburg					
Total Radium	Total Radium Calculation	**0.0655U ± 0.405 (0.967)**	pCi/L	03/14/24 16:46	7440-14-4	

This report shall not be reproduced, except in full,
without the written consent of Pace Analytical Services, LLC.

Pace Analytical Services, LLC
9800 Kincey Ave. Suite 100
Huntersville, NC 28078
(704)875-9092

ANALYTICAL RESULTS - RADIOCHEMISTRY

Project: Plant Hammond AP-1-RAD
Pace Project No.: 92714165

Sample: HAM-AP1-EB-01 **Lab ID: 92714165008** Collected: 02/14/24 17:00 Received: 02/16/24 16:00 Matrix: Water
PWS: Site ID: Sample Type:

Parameters	Method	Act ± Unc (MDC) Carr Trac	Units	Analyzed	CAS No.	Qual
	Pace Analytical Services - Greensburg					
Radium-226	EPA 9315	**-0.0656U ± 0.0797 (0.278) C:91% T:NA**	pCi/L	03/11/24 08:51	13982-63-3	
	Pace Analytical Services - Greensburg					
Radium-228	EPA 9320	**0.0613U ± 0.272 (0.625) C:79% T:87%**	pCi/L	03/08/24 11:26	15262-20-1	
	Pace Analytical Services - Greensburg					
Total Radium	Total Radium Calculation	**0.0613U ± 0.352 (0.903)**	pCi/L	03/14/24 16:46	7440-14-4	

This report shall not be reproduced, except in full,
without the written consent of Pace Analytical Services, LLC.

Pace Analytical Services, LLC
9800 Kincey Ave. Suite 100
Huntersville, NC 28078
(704)875-9092

ANALYTICAL RESULTS - RADIOCHEMISTRY

Project: Plant Hammond AP-1-RAD
Pace Project No.: 92714165

Sample: HAM-AP1-FB-01 **Lab ID: 92714165009** Collected: 02/14/24 16:55 Received: 02/16/24 16:00 Matrix: Water
PWS: Site ID: Sample Type:

Parameters	Method	Act ± Unc (MDC) Carr Trac	Units	Analyzed	CAS No.	Qual
	Pace Analytical Services - Greensburg					
Radium-226	EPA 9315	**-0.0381U ± 0.105 (0.318) C:80% T:NA**	pCi/L	03/11/24 08:51	13982-63-3	
	Pace Analytical Services - Greensburg					
Radium-228	EPA 9320	**0.335U ± 0.314 (0.627) C:81% T:87%**	pCi/L	03/08/24 11:26	15262-20-1	
	Pace Analytical Services - Greensburg					
Total Radium	Total Radium Calculation	**0.335U ± 0.419 (0.945)**	pCi/L	03/14/24 16:46	7440-14-4	

This report shall not be reproduced, except in full,
without the written consent of Pace Analytical Services, LLC.

Pace Analytical Services, LLC
9800 Kincey Ave. Suite 100
Huntersville, NC 28078
(704)875-9092

ANALYTICAL RESULTS - RADIOCHEMISTRY

Project: Plant Hammond AP-1-RAD
Pace Project No.: 92714165

Sample: HAM-AP1-FD-01 **Lab ID: 92714165010** Collected: 02/14/24 00:00 Received: 02/16/24 16:00 Matrix: Water
PWS: Site ID: Sample Type:

Parameters	Method	Act ± Unc (MDC) Carr Trac	Units	Analyzed	CAS No.	Qual
	Pace Analytical Services - Greensburg					
Radium-226	EPA 9315	**0.0338U ± 0.125 (0.312) C:81% T:NA**	pCi/L	03/11/24 09:05	13982-63-3	
	Pace Analytical Services - Greensburg					
Radium-228	EPA 9320	**0.127U ± 0.312 (0.697) C:80% T:84%**	pCi/L	03/08/24 11:26	15262-20-1	
	Pace Analytical Services - Greensburg					
Total Radium	Total Radium Calculation	**0.161U ± 0.437 (1.01)**	pCi/L	03/14/24 16:46	7440-14-4	

This report shall not be reproduced, except in full,
without the written consent of Pace Analytical Services, LLC.

Pace Analytical Services, LLC
9800 Kincey Ave. Suite 100
Huntersville, NC 28078
(704)875-9092

ANALYTICAL RESULTS - RADIOCHEMISTRY

Project: Plant Hammond AP-1-RAD
Pace Project No.: 92714165

Sample: HAM-HGWC-09 **Lab ID: 92714165011** Collected: 02/15/24 16:44 Received: 02/16/24 16:00 Matrix: Water
PWS: Site ID: Sample Type:

Parameters	Method	Act ± Unc (MDC) Carr Trac	Units	Analyzed	CAS No.	Qual
	Pace Analytical Services - Greensburg					
Radium-226	EPA 9315	**-0.0172U ± 0.0981 (0.278) C:92% T:NA**	pCi/L	03/11/24 08:52	13982-63-3	
	Pace Analytical Services - Greensburg					
Radium-228	EPA 9320	**0.461U ± 0.367 (0.723) C:80% T:80%**	pCi/L	03/08/24 11:27	15262-20-1	
	Pace Analytical Services - Greensburg					
Total Radium	Total Radium Calculation	**0.461U ± 0.465 (1.00)**	pCi/L	03/14/24 16:46	7440-14-4	

This report shall not be reproduced, except in full,
without the written consent of Pace Analytical Services, LLC.

Pace Analytical Services, LLC
9800 Kincey Ave. Suite 100
Huntersville, NC 28078
(704)875-9092

ANALYTICAL RESULTS - RADIOCHEMISTRY

Project: Plant Hammond AP-1-RAD
Pace Project No.: 92714165

Sample: HAM-HGWC-10 **Lab ID: 92714165012** Collected: 02/15/24 14:57 Received: 02/16/24 16:00 Matrix: Water
PWS: Site ID: Sample Type:

Parameters	Method	Act ± Unc (MDC) Carr Trac	Units	Analyzed	CAS No.	Qual
	Pace Analytical Services - Greensburg					
Radium-226	EPA 9315	**0.000839U ± 0.129 (0.337) C:88% T:NA**	pCi/L	03/11/24 08:52	13982-63-3	
	Pace Analytical Services - Greensburg					
Radium-228	EPA 9320	**0.309U ± 0.338 (0.704) C:79% T:85%**	pCi/L	03/08/24 11:27	15262-20-1	
	Pace Analytical Services - Greensburg					
Total Radium	Total Radium Calculation	**0.310U ± 0.467 (1.04)**	pCi/L	03/14/24 16:46	7440-14-4	

This report shall not be reproduced, except in full,
without the written consent of Pace Analytical Services, LLC.

Pace Analytical Services, LLC
9800 Kincey Ave. Suite 100
Huntersville, NC 28078
(704)875-9092

ANALYTICAL RESULTS - RADIOCHEMISTRY

Project: Plant Hammond AP-1-RAD
Pace Project No.: 92714165

Sample: HAM-HGWC-11 **Lab ID: 92714165013** Collected: 02/15/24 10:06 Received: 02/16/24 16:00 Matrix: Water
PWS: Site ID: Sample Type:

Parameters	Method	Act ± Unc (MDC) Carr Trac	Units	Analyzed	CAS No.	Qual
	Pace Analytical Services - Greensburg					
Radium-226	EPA 9315	**0.0433U ± 0.128 (0.312) C:84% T:NA**	pCi/L	03/11/24 08:52	13982-63-3	
	Pace Analytical Services - Greensburg					
Radium-228	EPA 9320	**0.776 ± 0.422 (0.734) C:76% T:81%**	pCi/L	03/08/24 11:27	15262-20-1	
	Pace Analytical Services - Greensburg					
Total Radium	Total Radium Calculation	**0.819U ± 0.550 (1.05)**	pCi/L	03/14/24 16:46	7440-14-4	

This report shall not be reproduced, except in full,
without the written consent of Pace Analytical Services, LLC.

Pace Analytical Services, LLC
9800 Kincey Ave. Suite 100
Huntersville, NC 28078
(704)875-9092

ANALYTICAL RESULTS - RADIOCHEMISTRY

Project: Plant Hammond AP-1-RAD
Pace Project No.: 92714165

Sample: HAM-HGWC-12 **Lab ID: 92714165014** Collected: 02/15/24 11:35 Received: 02/16/24 16:00 Matrix: Water
PWS: Site ID: Sample Type:

Parameters	Method	Act ± Unc (MDC) Carr Trac	Units	Analyzed	CAS No.	Qual
	Pace Analytical Services - Greensburg					
Radium-226	EPA 9315	**0.153U ± 0.151 (0.299) C:88% T:NA**	pCi/L	03/11/24 08:52	13982-63-3	
	Pace Analytical Services - Greensburg					
Radium-228	EPA 9320	**0.211U ± 0.328 (0.711) C:82% T:81%**	pCi/L	03/08/24 11:27	15262-20-1	
	Pace Analytical Services - Greensburg					
Total Radium	Total Radium Calculation	**0.364U ± 0.479 (1.01)**	pCi/L	03/14/24 16:46	7440-14-4	

This report shall not be reproduced, except in full,
without the written consent of Pace Analytical Services, LLC.

Pace Analytical Services, LLC
9800 Kincey Ave. Suite 100
Huntersville, NC 28078
(704)875-9092

ANALYTICAL RESULTS - RADIOCHEMISTRY

Project: Plant Hammond AP-1-RAD
Pace Project No.: 92714165

Sample: HAM-MW-5 **Lab ID: 92714165015** Collected: 02/15/24 10:00 Received: 02/16/24 16:00 Matrix: Water
PWS: Site ID: Sample Type:

Parameters	Method	Act ± Unc (MDC) Carr Trac	Units	Analyzed	CAS No.	Qual
	Pace Analytical Services - Greensburg					
Radium-226	EPA 9315	**0.0932U ± 0.105 (0.206) C:90% T:NA**	pCi/L	03/11/24 08:52	13982-63-3	
	Pace Analytical Services - Greensburg					
Radium-228	EPA 9320	**0.370U ± 0.387 (0.803) C:80% T:80%**	pCi/L	03/08/24 11:27	15262-20-1	
	Pace Analytical Services - Greensburg					
Total Radium	Total Radium Calculation	**0.463U ± 0.492 (1.01)**	pCi/L	03/14/24 16:46	7440-14-4	

This report shall not be reproduced, except in full,
without the written consent of Pace Analytical Services, LLC.

Pace Analytical Services, LLC
9800 Kincey Ave. Suite 100
Huntersville, NC 28078
(704)875-9092

ANALYTICAL RESULTS - RADIOCHEMISTRY

Project: Plant Hammond AP-1-RAD
Pace Project No.: 92714165

Sample: HAM-MW-19 **Lab ID: 92714165016** Collected: 02/15/24 16:22 Received: 02/16/24 16:00 Matrix: Water
PWS: Site ID: Sample Type:

Parameters	Method	Act ± Unc (MDC) Carr Trac	Units	Analyzed	CAS No.	Qual
	Pace Analytical Services - Greensburg					
Radium-226	EPA 9315	**0.0598U ± 0.101 (0.226) C:95% T:NA**	pCi/L	03/11/24 08:52	13982-63-3	
	Pace Analytical Services - Greensburg					
Radium-228	EPA 9320	**0.399U ± 0.389 (0.796) C:84% T:77%**	pCi/L	03/08/24 11:27	15262-20-1	
	Pace Analytical Services - Greensburg					
Total Radium	Total Radium Calculation	**0.459U ± 0.490 (1.02)**	pCi/L	03/14/24 16:46	7440-14-4	

This report shall not be reproduced, except in full,
without the written consent of Pace Analytical Services, LLC.

Pace Analytical Services, LLC
9800 Kincey Ave. Suite 100
Huntersville, NC 28078
(704)875-9092

ANALYTICAL RESULTS - RADIOCHEMISTRY

Project: Plant Hammond AP-1-RAD
Pace Project No.: 92714165

Sample: HAM-MW-24D **Lab ID: 92714165017** Collected: 02/15/24 16:12 Received: 02/16/24 16:00 Matrix: Water
PWS: Site ID: Sample Type:

Parameters	Method	Act ± Unc (MDC) Carr Trac	Units	Analyzed	CAS No.	Qual
	Pace Analytical Services - Greensburg					
Radium-226	EPA 9315	**0.0437U ± 0.121 (0.291) C:87% T:NA**	pCi/L	03/11/24 08:52	13982-63-3	
	Pace Analytical Services - Greensburg					
Radium-228	EPA 9320	**0.456U ± 0.357 (0.701) C:81% T:84%**	pCi/L	03/08/24 11:28	15262-20-1	
	Pace Analytical Services - Greensburg					
Total Radium	Total Radium Calculation	**0.500U ± 0.478 (0.992)**	pCi/L	03/14/24 16:46	7440-14-4	

This report shall not be reproduced, except in full,
without the written consent of Pace Analytical Services, LLC.

Pace Analytical Services, LLC
9800 Kincey Ave. Suite 100
Huntersville, NC 28078
(704)875-9092

ANALYTICAL RESULTS - RADIOCHEMISTRY

Project: Plant Hammond AP-1-RAD
Pace Project No.: 92714165

Sample: HAM-MW-25D **Lab ID: 92714165018** Collected: 02/15/24 14:25 Received: 02/16/24 16:00 Matrix: Water
PWS: Site ID: Sample Type:

Parameters	Method	Act ± Unc (MDC) Carr Trac	Units	Analyzed	CAS No.	Qual
	Pace Analytical Services - Greensburg					
Radium-226	EPA 9315	**0.635 ± 0.231 (0.252) C:100% T:NA**	pCi/L	03/11/24 08:53	13982-63-3	
	Pace Analytical Services - Greensburg					
Radium-228	EPA 9320	**0.303U ± 0.327 (0.680) C:81% T:85%**	pCi/L	03/08/24 11:28	15262-20-1	
	Pace Analytical Services - Greensburg					
Total Radium	Total Radium Calculation	**0.938 ± 0.558 (0.932)**	pCi/L	03/14/24 16:46	7440-14-4	

This report shall not be reproduced, except in full,
without the written consent of Pace Analytical Services, LLC.

Pace Analytical Services, LLC
9800 Kincey Ave. Suite 100
Huntersville, NC 28078
(704)875-9092

ANALYTICAL RESULTS - RADIOCHEMISTRY

Project: Plant Hammond AP-1-RAD
Pace Project No.: 92714165

Sample: HAM-MW-26D **Lab ID: 92714165019** Collected: 02/15/24 11:38 Received: 02/16/24 16:00 Matrix: Water
PWS: Site ID: Sample Type:

Parameters	Method	Act ± Unc (MDC) Carr Trac	Units	Analyzed	CAS No.	Qual
	Pace Analytical Services - Greensburg					
Radium-226	EPA 9315	**0.160U ± 0.142 (0.270) C:89% T:NA**	pCi/L	03/11/24 08:53	13982-63-3	
	Pace Analytical Services - Greensburg					
Radium-228	EPA 9320	**0.258U ± 0.334 (0.710) C:83% T:78%**	pCi/L	03/08/24 11:28	15262-20-1	
	Pace Analytical Services - Greensburg					
Total Radium	Total Radium Calculation	**0.418U ± 0.476 (0.980)**	pCi/L	03/14/24 16:46	7440-14-4	

This report shall not be reproduced, except in full,
without the written consent of Pace Analytical Services, LLC.

Pace Analytical Services, LLC
9800 Kincey Ave. Suite 100
Huntersville, NC 28078
(704)875-9092

ANALYTICAL RESULTS - RADIOCHEMISTRY

Project: Plant Hammond AP-1-RAD
Pace Project No.: 92714165

Sample: HAM-AP1-FD-02 **Lab ID: 92714165020** Collected: 02/15/24 00:00 Received: 02/16/24 16:00 Matrix: Water
PWS: Site ID: Sample Type:

Parameters	Method	Act ± Unc (MDC) Carr Trac	Units	Analyzed	CAS No.	Qual
	Pace Analytical Services - Greensburg					
Radium-226	EPA 9315	**0.203U ± 0.158 (0.285) C:88% T:NA**	pCi/L	03/11/24 08:53	13982-63-3	
	Pace Analytical Services - Greensburg					
Radium-228	EPA 9320	**0.156U ± 0.319 (0.707) C:79% T:80%**	pCi/L	03/08/24 11:28	15262-20-1	
	Pace Analytical Services - Greensburg					
Total Radium	Total Radium Calculation	**0.359U ± 0.477 (0.992)**	pCi/L	03/14/24 16:46	7440-14-4	

This report shall not be reproduced, except in full,
without the written consent of Pace Analytical Services, LLC.

Pace Analytical Services, LLC
9800 Kincey Ave. Suite 100
Huntersville, NC 28078
(704)875-9092

ANALYTICAL RESULTS - RADIOCHEMISTRY

Project: Plant Hammond AP-1-RAD
Pace Project No.: 92714165

Sample: HAM-AP1-EB-02 **Lab ID: 92714165021** Collected: 02/15/24 12:35 Received: 02/16/24 16:00 Matrix: Water
PWS: Site ID: Sample Type:

Parameters	Method	Act ± Unc (MDC) Carr Trac	Units	Analyzed	CAS No.	Qual
	Pace Analytical Services - Greensburg					
Radium-226	EPA 9315	**0.0796U ± 0.140 (0.317) C:94% T:NA**	pCi/L	03/11/24 08:27	13982-63-3	
	Pace Analytical Services - Greensburg					
Radium-228	EPA 9320	**0.00395U ± 0.383 (0.888) C:76% T:84%**	pCi/L	03/05/24 16:02	15262-20-1	
	Pace Analytical Services - Greensburg					
Total Radium	Total Radium Calculation	**0.0836U ± 0.523 (1.21)**	pCi/L	03/12/24 15:53	7440-14-4	

This report shall not be reproduced, except in full,
without the written consent of Pace Analytical Services, LLC.

Pace Analytical Services, LLC
9800 Kincey Ave. Suite 100
Huntersville, NC 28078
(704)875-9092

ANALYTICAL RESULTS - RADIOCHEMISTRY

Project: Plant Hammond AP-1-RAD
Pace Project No.: 92714165

Sample: HAM-AP1-FB-02 **Lab ID: 92714165022** Collected: 02/15/24 12:25 Received: 02/16/24 16:00 Matrix: Water
PWS: Site ID: Sample Type:

Parameters	Method	Act ± Unc (MDC) Carr Trac	Units	Analyzed	CAS No.	Qual
	Pace Analytical Services - Greensburg					
Radium-226	EPA 9315	**-0.00438U ± 0.134 (0.369) C:80% T:NA**	pCi/L	03/11/24 08:27	13982-63-3	
	Pace Analytical Services - Greensburg					
Radium-228	EPA 9320	**0.420U ± 0.354 (0.702) C:78% T:84%**	pCi/L	03/05/24 16:03	15262-20-1	
	Pace Analytical Services - Greensburg					
Total Radium	Total Radium Calculation	**0.420U ± 0.488 (1.07)**	pCi/L	03/12/24 15:53	7440-14-4	

This report shall not be reproduced, except in full,
without the written consent of Pace Analytical Services, LLC.

Pace Analytical Services, LLC
9800 Kincey Ave. Suite 100
Huntersville, NC 28078
(704)875-9092

ANALYTICAL RESULTS - RADIOCHEMISTRY

Project: Plant Hammond AP-1-RAD
Pace Project No.: 92714165

Sample: HAM-HGWC-13 **Lab ID: 92714165023** Collected: 02/16/24 13:35 Received: 02/19/24 11:25 Matrix: Water
PWS: Site ID: Sample Type:

Parameters	Method	Act ± Unc (MDC) Carr Trac	Units	Analyzed	CAS No.	Qual
	Pace Analytical Services - Greensburg					
Radium-226	EPA 9315	**-0.0168U ± 0.119 (0.337) C:92% T:NA**	pCi/L	03/11/24 08:27	13982-63-3	
	Pace Analytical Services - Greensburg					
Radium-228	EPA 9320	**0.338U ± 0.314 (0.633) C:79% T:88%**	pCi/L	03/05/24 16:03	15262-20-1	
	Pace Analytical Services - Greensburg					
Total Radium	Total Radium Calculation	**0.338U ± 0.433 (0.970)**	pCi/L	03/12/24 15:53	7440-14-4	

This report shall not be reproduced, except in full,
without the written consent of Pace Analytical Services, LLC.

Pace Analytical Services, LLC
9800 Kincey Ave. Suite 100
Huntersville, NC 28078
(704)875-9092

ANALYTICAL RESULTS - RADIOCHEMISTRY

Project: Plant Hammond AP-1-RAD
Pace Project No.: 92714165

Sample: HAM-MW-27D **Lab ID: 92714165024** Collected: 02/16/24 18:26 Received: 02/19/24 11:25 Matrix: Water
PWS: Site ID: Sample Type:

Parameters	Method	Act ± Unc (MDC) Carr Trac	Units	Analyzed	CAS No.	Qual
	Pace Analytical Services - Greensburg					
Radium-226	EPA 9315	**0.487 ± 0.263 (0.420) C:89% T:NA**	pCi/L	03/11/24 08:28	13982-63-3	
	Pace Analytical Services - Greensburg					
Radium-228	EPA 9320	**0.824 ± 0.453 (0.810) C:75% T:83%**	pCi/L	03/05/24 16:03	15262-20-1	
	Pace Analytical Services - Greensburg					
Total Radium	Total Radium Calculation	**1.31 ± 0.716 (1.23)**	pCi/L	03/12/24 15:53	7440-14-4	

This report shall not be reproduced, except in full,
without the written consent of Pace Analytical Services, LLC.

Pace Analytical Services, LLC
9800 Kincey Ave. Suite 100
Huntersville, NC 28078
(704)875-9092

QUALITY CONTROL - RADIOCHEMISTRY

Project: Plant Hammond AP-1-RAD
Pace Project No.: 92714165

QC Batch: 650440
QC Batch Method: EPA 9320
Analysis Method: EPA 9320
Analysis Description: 9320 Radium 228
Laboratory: Pace Analytical Services - Greensburg
Associated Lab Samples: 92714165021, 92714165022, 92714165023, 92714165024

METHOD BLANK: 3169529
Matrix: Water
Associated Lab Samples: 92714165021, 92714165022, 92714165023, 92714165024

Parameter	Act ± Unc (MDC) Carr Trac	Units	Analyzed	Qualifiers
Radium-228	0.0170 ± 0.309 (0.718) C:80% T:91%	pCi/L	03/05/24 16:04	

Results presented on this page are in the units indicated by the "Units" column except where an alternate unit is presented to the right of the result.

This report shall not be reproduced, except in full,
without the written consent of Pace Analytical Services, LLC.

Pace Analytical Services, LLC
9800 Kincey Ave. Suite 100
Huntersville, NC 28078
(704)875-9092

QUALITY CONTROL - RADIOCHEMISTRY

Project: Plant Hammond AP-1-RAD
Pace Project No.: 92714165

QC Batch: 650496
QC Batch Method: EPA 9315
Analysis Method: EPA 9315
Analysis Description: 9315 Total Radium
Laboratory: Pace Analytical Services - Greensburg

Associated Lab Samples: 92714165001, 92714165002, 92714165003, 92714165004, 92714165005, 92714165006, 92714165007, 92714165008, 92714165009, 92714165010, 92714165011, 92714165012, 92714165013, 92714165014, 92714165015, 92714165016, 92714165017, 92714165018, 92714165019, 92714165020

METHOD BLANK: 3169818
Matrix: Water

Associated Lab Samples: 92714165001, 92714165002, 92714165003, 92714165004, 92714165005, 92714165006, 92714165007, 92714165008, 92714165009, 92714165010, 92714165011, 92714165012, 92714165013, 92714165014, 92714165015, 92714165016, 92714165017, 92714165018, 92714165019, 92714165020

Parameter	Act ± Unc (MDC) Carr Trac	Units	Analyzed	Qualifiers
Radium-226	0.127 ± 0.133 (0.261) C:91% T:NA	pCi/L	03/11/24 08:51	

Results presented on this page are in the units indicated by the "Units" column except where an alternate unit is presented to the right of the result.

This report shall not be reproduced, except in full,
without the written consent of Pace Analytical Services, LLC.

Pace Analytical Services, LLC
9800 Kincey Ave. Suite 100
Huntersville, NC 28078
(704)875-9092

QUALITY CONTROL - RADIOCHEMISTRY

Project: Plant Hammond AP-1-RAD
Pace Project No.: 92714165

QC Batch: 651197
QC Batch Method: EPA 9315
Analysis Method: EPA 9315
Analysis Description: 9315 Total Radium
Laboratory: Pace Analytical Services - Greensburg
Associated Lab Samples: 92714165021, 92714165022, 92714165023, 92714165024

METHOD BLANK: 3172766
Matrix: Water
Associated Lab Samples: 92714165021, 92714165022, 92714165023, 92714165024

Parameter	Act ± Unc (MDC) Carr Trac	Units	Analyzed	Qualifiers
Radium-226	0.0136 ± 0.137 (0.359) C:89% T:NA	pCi/L	03/11/24 10:01	

Results presented on this page are in the units indicated by the "Units" column except where an alternate unit is presented to the right of the result.

This report shall not be reproduced, except in full,
without the written consent of Pace Analytical Services, LLC.

Pace Analytical Services, LLC
9800 Kincey Ave. Suite 100
Huntersville, NC 28078
(704)875-9092

QUALITY CONTROL - RADIOCHEMISTRY

Project: Plant Hammond AP-1-RAD
Pace Project No.: 92714165

QC Batch: 650438
QC Batch Method: EPA 9320
Analysis Method: EPA 9320
Analysis Description: 9320 Radium 228
Laboratory: Pace Analytical Services - Greensburg

Associated Lab Samples: 92714165001, 92714165002, 92714165003, 92714165004, 92714165005, 92714165006, 92714165007, 92714165008, 92714165009, 92714165010, 92714165011, 92714165012, 92714165013, 92714165014, 92714165015, 92714165016, 92714165017, 92714165018, 92714165019, 92714165020

METHOD BLANK: 3169523
Matrix: Water

Associated Lab Samples: 92714165001, 92714165002, 92714165003, 92714165004, 92714165005, 92714165006, 92714165007, 92714165008, 92714165009, 92714165010, 92714165011, 92714165012, 92714165013, 92714165014, 92714165015, 92714165016, 92714165017, 92714165018, 92714165019, 92714165020

Parameter	Act ± Unc (MDC) Carr Trac	Units	Analyzed	Qualifiers
Radium-228	0.351 ± 0.321 (0.647) C:78% T:86%	pCi/L	03/08/24 11:26	

Results presented on this page are in the units indicated by the "Units" column except where an alternate unit is presented to the right of the result.

This report shall not be reproduced, except in full,
without the written consent of Pace Analytical Services, LLC.

Pace Analytical Services, LLC
9800 Kincey Ave. Suite 100
Huntersville, NC 28078
(704)875-9092

QUALIFIERS

Project: Plant Hammond AP-1-RAD
Pace Project No.: 92714165

DEFINITIONS

DF - Dilution Factor, if reported, represents the factor applied to the reported data due to dilution of the sample aliquot.

ND - Not Detected at or above adjusted reporting limit.

TNTC - Too Numerous To Count

J - Estimated concentration above the adjusted method detection limit and below the adjusted reporting limit.

MDL - Adjusted Method Detection Limit.

PQL - Practical Quantitation Limit.

RL - Reporting Limit - The lowest concentration value that meets project requirements for quantitative data with known precision and bias for a specific analyte in a specific matrix.

S - Surrogate

1,2-Diphenylhydrazine decomposes to and cannot be separated from Azobenzene using Method 8270. The result for each analyte is a combined concentration.

Consistent with EPA guidelines, unrounded data are displayed and have been used to calculate % recovery and RPD values.

LCS(D) - Laboratory Control Sample (Duplicate)

MS(D) - Matrix Spike (Duplicate)

DUP - Sample Duplicate

RPD - Relative Percent Difference

NC - Not Calculable.

SG - Silica Gel - Clean-Up

U - Indicates the compound was analyzed for, but not detected.

Acid preservation may not be appropriate for 2 Chloroethylvinyl ether.

A separate vial preserved to a pH of 4-5 is recommended in SW846 Chapter 4 for the analysis of Acrolein and Acrylonitrile by EPA Method 8260.

N-Nitrosodiphenylamine decomposes and cannot be separated from Diphenylamine using Method 8270. The result reported for each analyte is a combined concentration.

Reported results are not rounded until the final step prior to reporting. Therefore, calculated parameters that are typically reported as "Total" may vary slightly from the sum of the reported component parameters.

Act - Activity

Unc - Uncertainty: SDWA = 1.96 sigma count uncertainty, all other matrices = Expanded Uncertainty (95% confidence interval). Gamma Spec = Expanded Uncertainty (95.4% Confidence Interval)

(MDC) - Minimum Detectable Concentration

Trac - Tracer Recovery (%)

Carr - Carrier Recovery (%)

Pace Analytical is TNI accredited. Contact your Pace PM for the current list of accredited analytes.

TNI - The NELAC Institute.

This report shall not be reproduced, except in full,
without the written consent of Pace Analytical Services, LLC.

Pace Analytical Services, LLC
9800 Kincey Ave. Suite 100
Huntersville, NC 28078
(704)875-9092

QUALITY CONTROL DATA CROSS REFERENCE TABLE

Project: Plant Hammond AP-1-RAD
Pace Project No.: 92714165

Lab ID	Sample ID	QC Batch Method	QC Batch	Analytical Method	Analytical Batch
92714165001	**HAM-HGWC-7**	EPA 9315	650496		
92714165002	**HAM-HGWC-8**	EPA 9315	650496		
92714165003	**HAM-MW-6**	EPA 9315	650496		
92714165004	**HAM-MW-7**	EPA 9315	650496		
92714165005	**HAM-MW-20**	EPA 9315	650496		
92714165006	**HAM-MW-28D**	EPA 9315	650496		
92714165007	**HAM-MW-29**	EPA 9315	650496		
92714165008	**HAM-AP1-EB-01**	EPA 9315	650496		
92714165009	**HAM-AP1-FB-01**	EPA 9315	650496		
92714165010	**HAM-AP1-FD-01**	EPA 9315	650496		
92714165011	**HAM-HGWC-09**	EPA 9315	650496		
92714165012	**HAM-HGWC-10**	EPA 9315	650496		
92714165013	**HAM-HGWC-11**	EPA 9315	650496		
92714165014	**HAM-HGWC-12**	EPA 9315	650496		
92714165015	**HAM-MW-5**	EPA 9315	650496		
92714165016	**HAM-MW-19**	EPA 9315	650496		
92714165017	**HAM-MW-24D**	EPA 9315	650496		
92714165018	**HAM-MW-25D**	EPA 9315	650496		
92714165019	**HAM-MW-26D**	EPA 9315	650496		
92714165020	**HAM-AP1-FD-02**	EPA 9315	650496		
92714165021	**HAM-AP1-EB-02**	EPA 9315	651197		
92714165022	**HAM-AP1-FB-02**	EPA 9315	651197		
92714165023	**HAM-HGWC-13**	EPA 9315	651197		
92714165024	**HAM-MW-27D**	EPA 9315	651197		
92714165001	**HAM-HGWC-7**	EPA 9320	650438		
92714165002	**HAM-HGWC-8**	EPA 9320	650438		
92714165003	**HAM-MW-6**	EPA 9320	650438		
92714165004	**HAM-MW-7**	EPA 9320	650438		
92714165005	**HAM-MW-20**	EPA 9320	650438		
92714165006	**HAM-MW-28D**	EPA 9320	650438		
92714165007	**HAM-MW-29**	EPA 9320	650438		
92714165008	**HAM-AP1-EB-01**	EPA 9320	650438		
92714165009	**HAM-AP1-FB-01**	EPA 9320	650438		
92714165010	**HAM-AP1-FD-01**	EPA 9320	650438		
92714165011	**HAM-HGWC-09**	EPA 9320	650438		
92714165012	**HAM-HGWC-10**	EPA 9320	650438		
92714165013	**HAM-HGWC-11**	EPA 9320	650438		
92714165014	**HAM-HGWC-12**	EPA 9320	650438		
92714165015	**HAM-MW-5**	EPA 9320	650438		
92714165016	**HAM-MW-19**	EPA 9320	650438		
92714165017	**HAM-MW-24D**	EPA 9320	650438		
92714165018	**HAM-MW-25D**	EPA 9320	650438		
92714165019	**HAM-MW-26D**	EPA 9320	650438		
92714165020	**HAM-AP1-FD-02**	EPA 9320	650438		
92714165021	**HAM-AP1-EB-02**	EPA 9320	650440		
92714165022	**HAM-AP1-FB-02**	EPA 9320	650440		
92714165023	**HAM-HGWC-13**	EPA 9320	650440		

This report shall not be reproduced, except in full,
without the written consent of Pace Analytical Services, LLC.

Pace Analytical Services, LLC
9800 Kincey Ave. Suite 100
Huntersville, NC 28078
(704)875-9092

QUALITY CONTROL DATA CROSS REFERENCE TABLE

Project: Plant Hammond AP-1-RAD
Pace Project No.: 92714165

Lab ID	Sample ID	QC Batch Method	QC Batch	Analytical Method	Analytical Batch
92714165024	**HAM-MW-27D**	EPA 9320	650440		
92714165001	**HAM-HGWC-7**	Total Radium Calculation	655248		
92714165002	**HAM-HGWC-8**	Total Radium Calculation	655248		
92714165003	**HAM-MW-6**	Total Radium Calculation	655248		
92714165004	**HAM-MW-7**	Total Radium Calculation	655248		
92714165005	**HAM-MW-20**	Total Radium Calculation	655248		
92714165006	**HAM-MW-28D**	Total Radium Calculation	655248		
92714165007	**HAM-MW-29**	Total Radium Calculation	655248		
92714165008	**HAM-AP1-EB-01**	Total Radium Calculation	655248		
92714165009	**HAM-AP1-FB-01**	Total Radium Calculation	655248		
92714165010	**HAM-AP1-FD-01**	Total Radium Calculation	655248		
92714165011	**HAM-HGWC-09**	Total Radium Calculation	655248		
92714165012	**HAM-HGWC-10**	Total Radium Calculation	655248		
92714165013	**HAM-HGWC-11**	Total Radium Calculation	655248		
92714165014	**HAM-HGWC-12**	Total Radium Calculation	655248		
92714165015	**HAM-MW-5**	Total Radium Calculation	655248		
92714165016	**HAM-MW-19**	Total Radium Calculation	655248		
92714165017	**HAM-MW-24D**	Total Radium Calculation	655248		
92714165018	**HAM-MW-25D**	Total Radium Calculation	655248		
92714165019	**HAM-MW-26D**	Total Radium Calculation	655248		
92714165020	**HAM-AP1-FD-02**	Total Radium Calculation	655248		
92714165021	**HAM-AP1-EB-02**	Total Radium Calculation	654603		
92714165022	**HAM-AP1-FB-02**	Total Radium Calculation	654603		
92714165023	**HAM-HGWC-13**	Total Radium Calculation	654603		
92714165024	**HAM-MW-27D**	Total Radium Calculation	654603		

This report shall not be reproduced, except in full,
without the written consent of Pace Analytical Services, LLC.

Pace ANALYTICAL SERVICES	DC#_Title: ENV-FRM-HUN1-0083 v03_Sample Condition Upon Receipt
	Effective Date: 12/01/2023

Laboratory receiving samples:

Asheville ☐ Eden ☐ Greenwood ☐ Huntersville ☐ Raleigh ☐ Mechanicsville ☐ Atlanta ☑ Kernersville ☐

Sample Condition Upon Receipt

Client Name: GA Power - GeoSyntec

Project #: WO# : 92714165

92714165

Courier: ☐ Commercial ☐ Fed Ex ☐ UPS ☐ USPS ☑ Client ☐ Pace ☐ Other:____

Custody Seal Present? ☑ Yes ☐ No **Seals Intact?** ☑ Yes ☐ No ☐ N/A

Date/Initials Person Examining Contents: 2/10/24

Packing Material: ☑ Bubble Wrap ☐ Bubble Bags ☐ None ☐ Other

Biological Tissue Frozen? ☐ Yes ☐ No ☑ N/A

Thermometer: ☐ IR Gun ID: 214

Type of Ice: ☐ Wet ☐ Blue ☐ None

Cooler Temp: 5.5 **Correction Factor:** Add/Subtract (°C) -0.1

Temp should be above freezing to 6°C

☐ Samples out of temp criteria. Samples on ice, cooling process has begun

Cooler Temp Corrected (°C): 5.0

USDA Regulated Soil (☐ N/A, water sample)

Did samples originate in a quarantine zone within the United States: CA, NY, or SC (check maps)? ☐ Yes ☐ No

Did samples originate from a foreign source (internationally, including Hawaii and Puerto Rico)? ☐ Yes ☐ No

				Comments/Discrepancy:
Chain of Custody Present?	☑ Yes	☐ No	☐ N/A	1.
Samples Arrived within Hold Time?	☑ Yes	☐ No	☐ N/A	2.
Short Hold Time Analysis (<72 hr.)?	☐ Yes	☑ No	☐ N/A	3.
Rush Turn Around Time Requested?	☐ Yes	☑ No	☐ N/A	4.
Sufficient Volume?	☑ Yes	☐ No	☐ N/A	5.
Correct Containers Used?	☑ Yes	☐ No	☐ N/A	6.
-Pace Containers Used?	☑ Yes	☐ No	☐ N/A	
Containers Intact?	☑ Yes	☐ No	☐ N/A	7.
Dissolved analysis: Samples Field Filtered?	☐ Yes	☑ No	☐ N/A	8.
Sample Labels Match COC? -Includes Date/Time/ID/Analysis Matrix: WT	☑ Yes	☐ No	☐ N/A	9.
Headspace in VOA Vials (>5-6mm)?	☐ Yes	☐ No	☑ N/A	10.
Trip Blank Present?	☐ Yes	☐ No	☑ N/A	11.
Trip Blank Custody Seals Present?	☐ Yes	☐ No	☑ N/A	

COMMENTS/SAMPLE DISCREPANCY

Field Data Required? ☐ Yes ☐ No

Lot ID of split containers:

CLIENT NOTIFICATION/RESOLUTION

Person contacted: _____ Date/Time: _____

Project Manager SCURF Review: _____ **Date:** _____

Project Manager SRF Review: _____ **Date:** _____

DC#_Title: ENV-FRM-HUN1-0083 v03_Sample Condition Upon Receipt

Effective Date: 12/01/2023

*Check mark top half of box if pH and/or dechlorination is verified and within the acceptance range for preservation samples.

Exceptions: VOA, Coliform, TOC, Oil and Grease, DRO/8015 (water) DOC, LLHg

**Bottom half of box is to list number of bottles

***Check all unpreserved Nitrates for chlorine

Project # **WO#: 92714165**

PM: BV Due Date: 03/11/24

CLIENT: 92- GP-HAM

Item#	BP4U-125 mL Plastic Unpreserved (N/A) (Cl-)	BP3U-250 mL Plastic Unpreserved (N/A)	BP2U-500 mL Plastic Unpreserved (N/A)	BP1U-1 liter Plastic Unpreserved (N/A)	BP4S-125 mL Plastic H2SO4 (pH < 2) (Cl-)	BP3N-250 mL plastic HNO3 (pH < 2)	BP4Z-125 mL Plastic ZN Acetate & NaOH (>9)	BP4B-125 mL Plastic NaOH (pH > 12) (Cl-)	WGFU-Wide-mouthed Glass jar Unpreserved	AG1U-1 liter Amber Unpreserved (N/A) (Cl-)	AG1H-1 liter Amber HCl (pH < 2)	AG3U-250 mL Amber Unpreserved (N/A) (Cl-)	AG1S-1 liter Amber H2SO4 (pH < 2)	AG3S-250 mL Amber H2SO4 (pH < 2)	DG94-40 mL Amber NH4Cl (N/A)(Cl-)	DG9H-40 mL VOA HCl (N/A)	VG9T-40 mL VOA Na2S2O3 (N/A)	VG9U-40 mL VOA Unpreserved (N/A)	DG9V-40 mL VOA H3PO4 (N/A)	KP7U-50 mL Plastic Unpreserved (N/A)	V/GK (3 vials per kit)-VPH/Gas kit (N/A)	SP5T-125 mL Sterile Plastic (N/A – lab)	SP2T-250 mL Sterile Plastic (N/A – lab)	BPIN	BP3R-250 mL Plastic (NH2)2SO4 (9.3-9.7)	AG0U-100 mL Amber Unpreserved (N/A) (Cl-)	VSGU-20 mL Scintillation vials (N/A)	DG9U-40 mL Amber Unpreserved vials (N/A)
1		2	1			1	1																					
2		2	1			1	1																	2				
3		2	1			1	1																	2				
4		2	1			1	1																	2				
5		2	1			1	1																	2				
6		2	1			1	1																	2				
7		2	1			1	1																	2				
8		2	1			1	1																	2				
9		2	1			1	1																	2				
10		2	1			1	1																	2				
11																												
12																												

pH Adjustment Log for Preserved Samples

Sample ID	Type of Preservative	pH upon receipt	Date preservation adjusted	Time preservation adjusted	Amount of Preservative added	Lot #

Note: Whenever there is a discrepancy affecting North Carolina compliance samples, a copy of this form will be sent to the North Carolina DENR Certification Office (i.e. Out of hold, incorrect preservative, out of temp, incorrect containers.

Pace Analytical
www.pacelabs.com

CHAIN-OF-CUSTODY / Analytical Request Document

The Chain-of-Custody is a LEGAL DOCUMENT. All relevant fields must be completed accurately.

Page: 1 of 1

Section A Required Client Information:		Section B Required Project Information:		Section C Invoice Information:	
Company:	GA Power	Report To:	SCS Contacts	Attention:	Southern Co.
Address:	Atlanta, GA	Copy To:	Geosyntec Contacts	Company Name:	
				Address:	
Email To:	SCS Contacts	Purchase Order No.:		Pace Quote Reference:	
Phone: / Fax:		Project Name:	Hammond AP-1	Pace Project Manager:	Bonnie Vang
Requested Due Date/TAT:	10 Day	Project Number:		Pace Profile #:	10839

REGULATORY AGENCY

☐ NPDES ☐ GROUND WATER ☐ DRINKING WATER
☐ UST ☐ RCRA ☑ OTHER CCR

Site Location STATE: GA

Section D Required Client Information

Valid Matrix Codes

MATRIX	CODE
DRINKING WATER	DW
WATER	WT
WASTE WATER	WW
PRODUCT	P
SOIL/SOLID	SL
OIL	OL
WIPE	WP
AIR	AR
OTHER	OT
TISSUE	TS

SAMPLE ID (A-Z, 0-9 / ,-) Sample IDs MUST BE UNIQUE

Requested Analysis Filtered (Y/N)

ITEM #	SAMPLE ID	MATRIX CODE (see valid codes to left)	SAMPLE TYPE (G=GRAB C=COMP)	COLLECTED COMPOSITE DATE	COLLECTED COMPOSITE TIME	COLLECTED COMPOSITE DATE	COLLECTED COMPOSITE TIME	SAMPLE TEMP AT COLLECTION	# OF CONTAINERS	Unpreserved	H_2SO_4	HNO_3	HCl	NaOH	$Na_2S_2O_3$	Methanol	Other	Analysis Test Y/N	Chloride, Fluoride, Sulfate	Full App. III and IV metals	RAD 226/228	TDS	Major Ions (Profile 10839-2):	Residual Chlorine (Y/N)	Pace Project No./ Lab I.D.
										Preservatives									N	N	N	N	N		
1	HAM-HGWC-7	WG	G	02/14/2024	1335			19	7	3		3					1		X	X	X	X	X	N	01
2	HAM-HGWC-8	WG	G	02/14/2024	1813			16	7	3		3					1		X	X	X	X	X	N	02
3	HAM-MW-6	WG	G	02/14/2024	1730			19	7	3		3					1		X	X	X	X	X	N	03
4	HAM-MW-7	WG	G	02/14/2024	1544		TK 2/14/24	17	7	3		3					1		X	X	X	X	X	N	04
5	HAM-MW-20	WG	G	02/14/2024	1610			18	7	3		3					1		X	X	X	X	X	N	05
6	HAM-MW-28D	WG	G	02/14/2024	1533			19	7	3		3					1		X	X	X	X	X	N	06
7	HAM-MW-29	WG	G	02/14/2024	1425			18	7	3		3					1		X	X	X	X	X	N	07
8	HAM-AP1-EB-01	WQ	G	02/14/2024	1700			18	5	2		3							X	X	X	X		N	08
9	HAM-AP1-FB-01	WQ	G	02/14/2024	1655			18	5	2		3							X	X	X	X		N	09
10	HAM-AP1-FD-01	WG	G	02/14/2024	0000		TK 2/14/24	18	7	3		3					1		X	X	X	X	X	N	010
11																									
12																									

ADDITIONAL COMMENTS	RELINQUISHED BY / AFFILIATION	DATE	TIME	ACCEPTED BY / AFFILIATION	DATE	TIME	SAMPLE CONDITIONS
Task Code: HAM-CCR-ASSMT-2024S1	Thomas Kessler/Geo	2/16/24	1330	Ryan Williams / Pace	2/16/24	1330	
	Ryan Williams / Pace	2/16/24	1600		2/16/24	1600	

SAMPLER NAME AND SIGNATURE

PRINT Name of SAMPLER: T. Kessler, Geo and Thomas A. Sawatt / Geosyntec Consultants, Inc.

SIGNATURE of SAMPLER: [signature] DATE Signed (MM/DD/YY): 02/14/2024

Temp in °C	Received on Ice (Y/N)	Custody Sealed Cooler (Y/N)	Samples Intact (Y/N)

*Important Note: By signing this form you are accepting Pace's NET 30 day payment terms and agreeing to late charges of 1.5% per month for any invoices not paid within 30 days.

Pace	DC#_Title: ENV-FRM-HUN1-0083 v03_Sample Condition Upon Receipt
	Effective Date: 12/01/2023

aboratory receiving samples:

Asheville ☐ Eden ☐ Greenwood ☐ Huntersville ☐ Raleigh ☐ Mec[illegible] ☐ Atlanta ☑ Kernersville ☐

Sample Condition Upon Receipt

Client Name: GA Power - GeoSyntec

Project #:

WO#: 92714165
PM: BV Due Date: 03/11/24
CLIENT: 92- GP-HAM

Courier: ☐ Commercial ☐ Fed Ex ☐ UPS ☐ USPS ☐ Client ☐ Pace ☐ Other:____

Custody Seal Present? ☑ Yes ☐ No **Seals Intact?** ☑ Yes ☐ No ☐ N/A

Date/Initials Person Examining Contents: 2/16/24

Packing Material: ☑ Bubble Wrap ☐ Bubble Bags ☐ None ☐ Other

Biological Tissue Frozen? ☐ Yes ☐ No ☑ N/A

Thermometer: ☐ IR Gun ID: 214

Type of Ice: ☐ Wet ☐ Blue ☐ None

Cooler Temp: 5.5 **Correction Factor:** Add/Subtract (°C) -0.1

Temp should be above freezing to 6°C
☐ Samples out of temp criteria. Samples on ice, cooling process has begun

Cooler Temp Corrected (°C): 5.6

USDA Regulated Soil (☐ N/A, water sample)

Did samples originate in a quarantine zone within the United States: CA, NY, or SC (check maps)? ☐ Yes ☐ No

Did samples originate from a foreign source (internationally, including Hawaii and Puerto Rico)? ☐ Yes ☐ No

				Comments/Discrepancy:
Chain of Custody Present?	☑ Yes	☐ No	☐ N/A	1.
Samples Arrived within Hold Time?	☑ Yes	☐ No	☐ N/A	2.
Short Hold Time Analysis (<72 hr.)?	☐ Yes	☑ No	☐ N/A	3.
Rush Turn Around Time Requested?	☐ Yes	☑ No	☐ N/A	4.
Sufficient Volume?	☑ Yes	☐ No	☐ N/A	5.
Correct Containers Used?	☑ Yes	☐ No	☐ N/A	6.
-Pace Containers Used?	☑ Yes	☐ No	☐ N/A	
Containers Intact?	☑ Yes	☐ No	☐ N/A	7.
Dissolved analysis: Samples Field Filtered?	☐ Yes	☑ No	☐ N/A	8.
Sample Labels Match COC? -Includes Date/Time/ID/Analysis Matrix: WT	☑ Yes	☐ No	☐ N/A	9.
Headspace in VOA Vials (>5-6mm)?	☐ Yes	☐ No	☑ N/A	10.
Trip Blank Present?	☐ Yes	☐ No	☑ N/A	11.
Trip Blank Custody Seals Present?	☐ Yes	☐ No	☑ N/A	

COMMENTS/SAMPLE DISCREPANCY

Field Data Required? ☐ Yes ☐ No

Lot ID of split containers:

CLIENT NOTIFICATION/RESOLUTION

Person contacted: _____ Date/Time: _____

Project Manager SCURF Review: _____ **Date:** _____

Project Manager SRF Review: _____ **Date:** _____

*Check mark top half of box if pH and/or dechlorination is verified and within the acceptance range for preservation samples.

Exceptions: VOA, Coliform, TOC, Oil and Grease, DRO/8015 (water) DOC, LLHg

**Bottom half of box is to list number of bottles

***Check all unpreserved Nitrates for chlorine

Project # **WO#: 92714165**

PM: BV Due Date: 03/11/24

CLIENT: 92- GP-HAM

Item#	BP4U-125 mL Plastic Unpreserved (N/A) (Cl-)	BP3U-250 mL Plastic Unpreserved (N/A)	BP2U-500 mL Plastic Unpreserved (N/A)	BP1U-1 liter Plastic Unpreserved (N/A)	BP4S-125 mL Plastic H2SO4 (pH < 2) (Cl-)	BP3N-250 mL plastic HNO3 (pH < 2)	BP4Z-125 mL Plastic ZN Acetate & NaOH (>9)	BP4B-125 mL Plastic NaOH (pH > 12) (Cl-)	WGFU-Wide-mouthed Glass jar Unpreserved	AG1U-1 liter Amber Unpreserved (N/A) (Cl-)	AG1H-1 liter Amber HCl (pH < 2)	AG3U-250 mL Amber Unpreserved (N/A) (Cl-)	AG1S-1 liter Amber H2SO4 (pH < 2)	AG3S-250 mL Amber H2SO4 (pH < 2)	DG94-40 mL Amber NH4Cl (N/A)(Cl-)	DG9H-40 mL VOA HCl (N/A)	VG9T-40 mL VOA Na2S2O3 (N/A)	VG9U-40 mL VOA Unpreserved (N/A)	DG9V-40 mL VOA H3PO4 (N/A)	KP7U-50 mL Plastic Unpreserved (N/A)	V/GK (3 vials per kit)-VPH/Gas kit (N/A)	SP5T-125 mL Sterile Plastic (N/A – lab)	SP2T-250 mL Sterile Plastic (N/A – lab)	BP1N	BP3R-250 mL Plastic (NH2)2SO4 (9.3-9.7)	AG0U-100 mL Amber Unpreserved (N/A) (Cl-)	VSGU-20 mL Scintillation vials (N/A)	DG9U-40 mL Amber Unpreserved vials (N/A)
1		2	1			1	1																	2				
2		2	1			1	1																	2				
3		2	1			1	1																	2				
4		2	1			1	1																	2				
5		2	1			1	1																	2				
6		2	1			1	1																	2				
7		2	1			1	1																	2				
8		2	1			1	1																	2				
9		2	1			1	1																	2				
10		2	1			1	1																	2				
11		1	1			1																		2				
12		1	1			1																		2				

pH Adjustment Log for Preserved Samples

Sample ID	Type of Preservative	pH upon receipt	Date preservation adjusted	Time preservation adjusted	Amount of Preservative added	Lot #

Note: Whenever there is a discrepancy affecting North Carolina compliance samples, a copy of this form will be sent to the North Carolina DENR Certification Office (i.e. Out of hold, incorrect preservative, out of temp, incorrect containers.

Pace Analytical
www.pacelabs.com

CHAIN-OF-CUSTODY / Analytical Request Document

The Chain-of-Custody is a LEGAL DOCUMENT. All relevant fields must be completed accurately.

Page: 1 of 1

Section A Required Client Information:

Company:	GA Power
Address:	Atlanta, GA
Email To:	SCS Contacts
Phone:	Fax:
Requested Due Date/TAT:	10 Day

Section B Required Project Information:

Report To:	SCS Contacts
Copy To:	Geosyntec Contacts
Purchase Order No.:	
Project Name:	Hammond AP-1
Project Number:	

Section C Invoice Information:

Attention:	Southern Co.
Company Name:	
Address:	
Pace Quote Reference:	
Pace Project Manager:	Bonnie Vang
Pace Profile #:	10839

REGULATORY AGENCY

☐ NPDES ☐ GROUND WATER ☐ DRINKING WATER
☐ UST ☐ RCRA ☑ OTHER CCR

Site Location STATE: GA

Section D Required Client Information

Valid Matrix Codes

MATRIX	CODE
DRINKING WATER	DW
WATER	WT
WASTE WATER	WW
PRODUCT	P
SOIL/SOLID	SL
OIL	OL
WIPE	WP
AIR	AR
OTHER	OT
TISSUE	TS

SAMPLE ID (A-Z, 0-9 / ,-) Sample IDs MUST BE UNIQUE

Requested Analysis Filtered (Y/N)

ITEM #	SAMPLE ID	MATRIX CODE (see valid codes to left)	SAMPLE TYPE (G=GRAB C=COMP)	COLLECTED COMPOSITE DATE	COLLECTED COMPOSITE TIME	COLLECTED COMPOSITE DATE	COLLECTED COMPOSITE TIME	SAMPLE TEMP AT COLLECTION	# OF CONTAINERS	Preservatives: Unpreserved	H_2SO_4	HNO_3	HCl	NaOH	$Na_2S_2O_3$	Methanol	Other	Analysis Test (Y/N)	Chloride, Fluoride, Sulfate	Full App. III and IV metals	RAD 226/228	TDS	Major Ions (Profile 10839-2):	Residual Chlorine (Y/N)	Pace Project No./ Lab I.D.
1	HAM-HGWC-09	WG	G	02/15/2024	1644			18	7	3		3					1		X	X	X	X	X	N	911
2	HAM-HGWC-10	WG	G	02/15/2024	1457	TK 2/15/2024		18	7	3		3					1		X	X	X	X	X	N	912
3	HAM-HGWC-11	WG	G	02/15/2024	1006			18	7	3		3					1		X	X	X	X	X	N	913
4	HAM-HGWC-12	WG	G	02/15/2024	1135			19	7	3		3					1		X	X	X	X	X	N	914
5	HAM-MW-5	WG	G	02/15/2024	1000			17	7	3		3					1		X	X	X	X	X	N	915
6	HAM-MW-19	WG	G	02/15/2024	1622			19	7	3		3					1		X	X	X	X	X	N	916
7	HAM-MW-24D	WG	G	02/15/2024	1612			19	7	3		3					1		X	X	X	X	X	N	917
8	HAM-MW-25D	WQ	G	02/15/2024	1425			20	7	3		3					1		X	X	X	X	X	N	918
9	HAM-MW-26D	WQ	G	02/15/2024	1138			18	7	3		3					1		X	X	X	X	X	N	919
10	HAM-AP1-FD-02	WQ	G	02/15/2024	0000			19	7	3		3					1		X	X	X	X	X	N	920
11	HAM-AP1-EB-02	WQ	G	02/15/2024	1235			18	5	2		3							X	X	X	X		N	921
12	HAM-AP1-FB-02	WQ	G	02/15/2024	1225			18	5	2		3							X	X	X	X		N	922

ADDITIONAL COMMENTS	RELINQUISHED BY / AFFILIATION	DATE	TIME	ACCEPTED BY / AFFILIATION	DATE	TIME	SAMPLE CONDITIONS
Task Code: HAM-CCR-ASSMT-2024S1	Thomas Hessler / Geo	2/16/24	1330	Ryan Williams / Pace	2/16/24	1330	
	Ryan Williams / Pace	2/16/24	1600		2/16/24	1600	

SAMPLER NAME AND SIGNATURE

PRINT Name of SAMPLER: T. Hessler, C. Cain, A. Seward, J. Hussem Geosyntec Consultants, Inc.

SIGNATURE of SAMPLER: DATE Signed (MM/DD/YY):

Temp in °C	Received on Ice (Y/N)	Custody Sealed Cooler (Y/N)	Samples Intact (Y/N)

*Important Note: By signing this form you are accepting Pace's NET 30 day payment terms and agreeing to late charges of 1.5% per month for any invoices not paid within 30 days.

Pace

DC#_Title: ENV-FRM-HUN1-0083 v03_Sample Condition Upon Receipt

Effective Date: 12/01/2023

Laboratory receiving samples:
Asheville ☐ Eden ☐ Greenwood ☐ Huntersville ☐ Raleigh ☐ Mechanicsville ☐ Atlanta ☑ Kernersville ☐

Sample Condition Upon Receipt

Client Name: Ga Power

Project #:

WO#: 92714165
PM: BV **Due Date: 03/11/24**
CLIENT: 92- GP-HAM

Courier: ☐ Fed Ex ☐ UPS ☐ USPS ☐ Client ☐ Commercial ☑ Pace ☐ Other:____

Custody Seal Present? ☑ Yes ☐ No **Seals Intact?** ☑ Yes ☐ No ☐ N/A

Date/Initials Person Examining Contents: 7/19/24 SM

Packing Material: ☑ Bubble Wrap ☐ Bubble Bags ☐ None ☐ Other

Biological Tissue Frozen? ☐ Yes ☐ No ☑ N/A

Thermometer:
☑ IR Gun ID: 730

Type of Ice: ☑ Wet ☐ Blue ☐ None

Cooler Temp: 3.2 **Correction Factor:** Add/Subtract (°C) 10.1

Temp should be above freezing to 6°C
☐ Samples out of temp criteria. Samples on ice, cooling process has begun

Cooler Temp Corrected (°C): 3.3

USDA Regulated Soil (☐ N/A, water sample)
Did samples originate in a quarantine zone within the United States: CA, NY, or SC (check maps)? ☐ Yes ☐ No

Did samples originate from a foreign source (internationally, including Hawaii and Puerto Rico)? ☐ Yes ☐ No

				Comments/Discrepancy:
Chain of Custody Present?	☑ Yes	☐ No	☐ N/A	1.
Samples Arrived within Hold Time?	☑ Yes	☐ No	☐ N/A	2.
Short Hold Time Analysis (<72 hr.)?	☐ Yes	☑ No	☐ N/A	3.
Rush Turn Around Time Requested?	☐ Yes	☑ No	☐ N/A	4.
Sufficient Volume?	☑ Yes	☐ No	☐ N/A	5.
Correct Containers Used?	☑ Yes	☐ No	☐ N/A	6.
-Pace Containers Used?	☑ Yes	☐ No	☐ N/A	
Containers Intact?	☑ Yes	☐ No	☐ N/A	7.
Dissolved analysis: Samples Field Filtered?	☐ Yes	☐ No	☑ N/A	8.
Sample Labels Match COC?	☑ Yes	☐ No	☐ N/A	9.
-Includes Date/Time/ID/Analysis Matrix: Ice				
Headspace in VOA Vials (>5-6mm)?	☐ Yes	☐ No	☑ N/A	10.
Trip Blank Present?	☐ Yes	☐ No	☑ N/A	11.
Trip Blank Custody Seals Present?	☐ Yes	☐ No	☐ N/A	

COMMENTS/SAMPLE DISCREPANCY

Field Data Required? ☐ Yes ☐ No

Lot ID of split containers:

CLIENT NOTIFICATION/RESOLUTION

Person contacted: _____ Date/Time: _____

Project Manager SCURF Review: _____ **Date:** _____

Project Manager SRF Review: _____ **Date:** _____

*Check mark top half of box if pH and/or dechlorination is verified and within the acceptance range for preservation samples.

Exceptions: VOA, Coliform, TOC, Oil and Grease, DRO/8015 (water) DOC, LLHg

**Bottom half of box is to list number of bottles

***Check all unpreserved Nitrates for chlorine

Project # **WO#: 92714165**

PM: BV Due Date: 03/11/24

CLIENT: 92- GP-HAM

Item#	BP4U-125 mL Plastic Unpreserved (N/A) (Cl-)	BP3U-250 mL Plastic Unpreserved (N/A)	BP2U-500 mL Plastic Unpreserved (N/A)	BP1U-1 liter Plastic Unpreserved (N/A)	BP4S-125 mL Plastic H2SO4 (pH < 2) (Cl-)	BP3N-250 mL plastic HNO3 (pH < 2)	BP4Z-125 mL Plastic ZN Acetate & NaOH (>9)	BP4B-125 mL Plastic NaOH (pH > 12) (Cl-)	WGFU-Wide-mouthed Glass jar Unpreserved	AG1U-1 liter Amber Unpreserved (N/A) (Cl-)	AG1H-1 liter Amber HCl (pH < 2)	AG3U-250 mL Amber Unpreserved (N/A) (Cl-)	AG1S-1 liter Amber H2SO4 (pH < 2)	AG3S-250 mL Amber H2SO4 (pH < 2)	DG94-40 mL Amber NH4Cl (N/A)(Cl-)	DG9H-40 mL VOA HCl (N/A)	VG9T-40 mL VOA Na2S2O3 (N/A)	VG9U-40 mL VOA Unpreserved (N/A)	DG9V-40 mL VOA H3PO4 (N/A)	KP7U-50 mL Plastic Unpreserved (N/A)	V/GK (3 vials per kit)-VPH/Gas kit (N/A)	SP5T-125 mL Sterile Plastic (N/A – lab)	SP2T-250 mL Sterile Plastic (N/A – lab)	BPM	BP3R-250 mL Plastic (NH2)2SO4 (9.3-9.7)	AG0U-100 mL Amber Unpreserved (N/A) (Cl-)	VSGU-20 mL Scintillation vials (N/A)	DG9U-40 mL Amber Unpreserved vials (N/A)
1		2	1			1	1																	8				
2		2	1			1	1																	8				
3																												
4																												
5																												
6																												
7																												
8																												
9																												
10																												
11																												
12																												

pH Adjustment Log for Preserved Samples

Sample ID	Type of Preservative	pH upon receipt	Date preservation adjusted	Time preservation adjusted	Amount of Preservative added	Lot #

Note: Whenever there is a discrepancy affecting North Carolina compliance samples, a copy of this form will be sent to the North Carolina DENR Certification Office (i.e. Out of hold, incorrect preservative, out of temp, incorrect containers.

Pace Analytical
www.pacelabs.com

CHAIN-OF-CUSTODY / Analytical Request Document

The Chain-of-Custody is a LEGAL DOCUMENT. All relevant fields must be completed accurately.

Page: 1 of 1

Section A Required Client Information:

Company:	GA Power
Address:	Atlanta, GA
Email To:	SCS Contacts
Phone:	Fax:
Requested Due Date/TAT:	10 Day

Section B Required Project Information:

Report To:	SCS Contacts
Copy To:	Geosyntec Contacts
Purchase Order No.:	
Project Name:	Hammond AP-1
Project Number:	

Section C Invoice Information:

Attention:	Southern Co.
Company Name:	
Address:	
Pace Quote Reference:	
Pace Project Manager:	Bonnie Vang
Pace Profile #:	10839

REGULATORY AGENCY

☐ NPDES ☐ GROUND WATER ☐ DRINKING WATER
☐ UST ☐ RCRA ☑ OTHER ~~CCR~~

Site Location STATE: GA

Section D Required Client Information

Valid Matrix Codes

MATRIX	CODE
DRINKING WATER	DW
WATER	WT
WASTE WATER	WW
PRODUCT	P
SOIL/SOLID	SL
OIL	OL
WIPE	WP
AIR	AR
OTHER	OT
TISSUE	TS

Requested Analysis Filtered (Y/N)

ITEM #	SAMPLE ID (A-Z, 0-9 / ,-) Sample IDs MUST BE UNIQUE	MATRIX CODE (see valid codes to left)	SAMPLE TYPE (G=GRAB C=COMP)	COLLECTED COMPOSITE DATE	COLLECTED COMPOSITE TIME	COLLECTED COMPOSITE DATE	COLLECTED COMPOSITE TIME	SAMPLE TEMP AT COLLECTION	# OF CONTAINERS	Preservatives: Unpreserved	H_2SO_4	HNO_3	HCl	NaOH	$Na_2S_2O_3$	Methanol	Other	Analysis Test Y/N	Chloride, Fluoride, Sulfate	Full App. III and IV metals	RAD 226/228	TDS	Major Ions (Profile 10839-2):	Residual Chlorine (Y/N)	Pace Project No./ Lab I.D. 92714165
1	HAM-HGWC-13	WG	G	2/16/2024	1335			19	7	3		3					1		X	X	X	X	X	N	023
2	HAM-MW-27D	WG	G	2/16/2024	1826		TK 2/16/2024	17	7	3		3					1		X	X	X	X	X	N	024
3																									Last sample
4																									
5																									
6																									
7						TK 2/16/2024																			
8																									
9																									
10																									
11																									
12																									

ADDITIONAL COMMENTS	RELINQUISHED BY / AFFILIATION	DATE	TIME	ACCEPTED BY / AFFILIATION	DATE	TIME	SAMPLE CONDITIONS
Task Code: HAM-CCR-ASSMT-2024S1	Thomas Hassler / Geosyntec	2/19/2024	1125	Lyan Williams / Pace	2/19/2024	1125	
	Lyan Williams / Pace	2/19/2024	1325	[signature]	2/19	1325	

SAMPLER NAME AND SIGNATURE

PRINT Name of SAMPLER: C. Cerra, T. Hassler / Geosyntec Consultants, Inc.

SIGNATURE of SAMPLER: [signature] DATE Signed (MM/DD/YY): 02/16/2024

Temp in °C	Received on Ice (Y/N)	Custody Sealed Cooler (Y/N)	Samples Intact (Y/N)

*Important Note: By signing this form you are accepting Pace's NET 30 day payment terms and agreeing to late charges of 1.5% per month for any invoices not paid within 30 days.

Quality Control Sample Performance Assessment

Pace Analytical™
www.pacelabs.com

Test:	Ra-228
Analyst:	JJS1
Date:	3/1/2024
Worklist:	77791
Matrix:	WT

Analyst Must Manually Enter All Fields Highlighted in Yellow.

Method Blank Assessment	
MB Sample ID	3169523
MB concentration:	0.351
M/B 2 Sigma CSU:	0.321
MB MDC:	0.647
MB Numerical Performance Indicator:	2.14
MB Status vs Numerical Indicator:	Warning
MB Status vs. MDC:	Pass

Laboratory Control Sample Assessment	LCSD (Y or N)?	Y
	LCS77791	LCSD77791
Count Date:	3/8/2024	3/8/2024
Spike I.D.:	23-043	23-043
Decay Corrected Spike Concentration (pCi/mL):	37.580	37.580
Volume Used (mL):	0.10	0.10
Aliquot Volume (L, g, F):	0.817	0.817
Target Conc. (pCi/L, g, F):	4.598	4.601
Uncertainty (Calculated):	0.225	0.225
Result (pCi/L, g, F):	5.322	3.125
LCS/LCSD 2 Sigma CSU (pCi/L, g, F):	1.165	0.765
Numerical Performance Indicator:	1.20	-3.63
Percent Recovery:	115.76%	67.91%
Status vs Numerical Indicator:	N/A	N/A
Status vs Recovery:	Pass	Pass
Upper % Recovery Limits:	135%	135%
Lower % Recovery Limits:	60%	60%

Sample Matrix Spike Control Assessment	MS/MSD 1	MS/MSD 2
Sample Collection Date:		
Sample I.D.		
Sample MS I.D.		
Sample MSD I.D.		
Spike I.D.:		
MS/MSD Decay Corrected Spike Concentration (pCi/mL):		
Spike Volume Used in MS (mL):		
Spike Volume Used in MSD (mL):		
MS Aliquot (L, g, F):		
MS Target Conc.(pCi/L, g, F):		
MSD Aliquot (L, g, F):		
MSD Target Conc. (pCi/L, g, F):		
MS Spike Uncertainty (calculated):		
MSD Spike Uncertainty (calculated):		
Sample Result:		
Sample Result 2 Sigma CSU (pCi/L, g, F):		
Sample Matrix Spike Result:		
Matrix Spike Result 2 Sigma CSU (pCi/L, g, F):		
Sample Matrix Spike Duplicate Result:		
Matrix Spike Duplicate Result 2 Sigma CSU (pCi/L, g, F):		
MS Numerical Performance Indicator:		
MSD Numerical Performance Indicator:		
MS Percent Recovery:		
MSD Percent Recovery:		
MS Status vs Numerical Indicator:		
MSD Status vs Numerical Indicator:		
MS Status vs Recovery:		
MSD Status vs Recovery:		
MS/MSD Upper % Recovery Limits:		
MS/MSD Lower % Recovery Limits:		

Duplicate Sample Assessment		
Sample I.D.:	LCS77791	Enter Duplicate sample IDs if other than LCS/LCSD in the space below.
Duplicate Sample I.D.	LCSD77791	
Sample Result (pCi/L, g, F):	5.322	
Sample Result 2 Sigma CSU (pCi/L, g, F):	1.165	
Sample Duplicate Result (pCi/L, g, F):	3.125	
Sample Duplicate Result 2 Sigma CSU (pCi/L, g, F):	0.765	
Are sample and/or duplicate results below RL?	NO	
Duplicate Numerical Performance Indicator:	3.091	
(Based on the LCS/LCSD Percent Recoveries) Duplicate RPD:	52.11%	
Duplicate Status vs Numerical Indicator:	Fail***	
Duplicate Status vs RPD:	Fail***	
% RPD Limit:	36%	

Matrix Spike/Matrix Spike Duplicate Sample Assessment		
Sample I.D.		
Sample MS I.D.		
Sample MSD I.D.		
Sample Matrix Spike Result:		
Matrix Spike Result 2 Sigma CSU (pCi/L, g, F):		
Sample Matrix Spike Duplicate Result:		
Matrix Spike Duplicate Result 2 Sigma CSU (pCi/L, g, F):		
Duplicate Numerical Performance Indicator:		
(Based on the Percent Recoveries) MS/ MSD Duplicate RPD:		
MS/ MSD Duplicate Status vs Numerical Indicator:		
MS/ MSD Duplicate Status vs RPD:		
% RPD Limit:		

Evaluation of duplicate precision is not applicable if either the sample or duplicate results are below the MDC.

Comments:

***Batch must be re-prepped due to unacceptable precision.

M 3/14/24

Rej LCS/LCSD due to RPD

Quality Control Sample Performance Assessment

Pace Analytical
www.pacelabs.com

Test:	Ra-228
Analyst:	JJS1
Date:	2/27/2024
Worklist:	77792
Matrix:	WT

Analyst Must Manually Enter All Fields Highlighted in Yellow.

Method Blank Assessment	
MB Sample ID:	3169529
MB concentration:	0.017
M/B 2 Sigma CSU:	0.309
MB MDC:	0.718
MB Numerical Performance Indicator:	0.11
MB Status vs Numerical Indicator:	Pass
MB Status vs. MDC:	Pass

Laboratory Control Sample Assessment	LCSD (Y or N)?	Y
	LCS77792	LCSD77792
Count Date:	3/5/2024	3/5/2024
Spike I.D.:	23-043	23-043
Decay Corrected Spike Concentration (pCi/mL):	37.615	37.615
Volume Used (mL):	0.10	0.10
Aliquot Volume (L, g, F):	0.815	0.816
Target Conc. (pCi/L, g, F):	4.615	4.611
Uncertainty (Calculated):	0.226	0.226
Result (pCi/L, g, F):	4.279	3.981
LCS/LCSD 2 Sigma CSU (pCi/L, g, F):	1.004	0.939
Numerical Performance Indicator:	-0.64	-1.28
Percent Recovery:	92.71%	86.33%
Status vs Numerical Indicator:	N/A	N/A
Status vs Recovery:	Pass	Pass
Upper % Recovery Limits:	135%	135%
Lower % Recovery Limits:	60%	60%

Sample Matrix Spike Control Assessment	MS/MSD 1	MS/MSD 2
Sample Collection Date:		
Sample I.D.		
Sample MS I.D.		
Sample MSD I.D.		
Spike I.D.:		
MS/MSD Decay Corrected Spike Concentration (pCi/mL):		
Spike Volume Used in MS (mL):		
Spike Volume Used in MSD (mL):		
MS Aliquot (L, g, F):		
MS Target Conc.(pCi/L, g, F):		
MSD Aliquot (L, g, F):		
MSD Target Conc. (pCi/L, g, F):		
MS Spike Uncertainty (calculated):		
MSD Spike Uncertainty (calculated):		
Sample Result:		
Sample Result 2 Sigma CSU (pCi/L, g, F):		
Sample Matrix Spike Result:		
Matrix Spike Result 2 Sigma CSU (pCi/L, g, F):		
Sample Matrix Spike Duplicate Result:		
Matrix Spike Duplicate Result 2 Sigma CSU (pCi/L, g, F):		
MS Numerical Performance Indicator:		
MSD Numerical Performance Indicator:		
MS Percent Recovery:		
MSD Percent Recovery:		
MS Status vs Numerical Indicator:		
MSD Status vs Numerical Indicator:		
MS Status vs Recovery:		
MSD Status vs Recovery:		
MS/MSD Upper % Recovery Limits:		
MS/MSD Lower % Recovery Limits:		

Duplicate Sample Assessment		
Sample I.D.:	LCS77792	Enter Duplicate sample IDs if other than LCS/LCSD in the space below.
Duplicate Sample I.D.	LCSD77792	
Sample Result (pCi/L, g, F):	4.279	
Sample Result 2 Sigma CSU (pCi/L, g, F):	1.004	
Sample Duplicate Result (pCi/L, g, F):	3.981	
Sample Duplicate Result 2 Sigma CSU (pCi/L, g, F):	0.939	
Are sample and/or duplicate results below RL?	NO	
Duplicate Numerical Performance Indicator:	0.425	
(Based on the LCS/LCSD Percent Recoveries) Duplicate RPD:	7.13%	
Duplicate Status vs Numerical Indicator:	Pass	
Duplicate Status vs RPD:	Pass	
% RPD Limit:	36%	

Matrix Spike/Matrix Spike Duplicate Sample Assessment		
Sample I.D.		
Sample MS I.D.		
Sample MSD I.D.		
Sample Matrix Spike Result:		
Matrix Spike Result 2 Sigma CSU (pCi/L, g, F):		
Sample Matrix Spike Duplicate Result:		
Matrix Spike Duplicate Result 2 Sigma CSU (pCi/L, g, F):		
Duplicate Numerical Performance Indicator:		
(Based on the Percent Recoveries) MS/ MSD Duplicate RPD:		
MS/ MSD Duplicate Status vs Numerical Indicator:		
MS/ MSD Duplicate Status vs RPD:		
% RPD Limit:		

Evaluation of duplicate precision is not applicable if either the sample or duplicate results are below the MDC.

Comments:

VAL
3/6/24

VAM 3/7/24

Quality Control Sample Performance Assessment

Pace Analytical
www.pacelabs.com

Test:	Ra-226
Analyst:	SLC
Date:	3/6/2024
Worklist:	77800
Matrix:	WT

Analyst Must Manually Enter All Fields Highlighted in Yellow.

Method Blank Assessment	
MB Sample ID	3169818
MB concentration:	0.127
M/B 2 Sigma CSU:	0.133
MB MDC:	0.261
MB Numerical Performance Indicator:	1.88
MB Status vs Numerical Indicator:	Pass
MB Status vs. MDC:	N/A

Laboratory Control Sample Assessment	LCSD (Y or N)?	Y
	LCS77800	LCSD77800
Count Date:	3/11/2024	3/11/2024
Spike I.D.:	23-014	23-014
Decay Corrected Spike Concentration (pCi/mL):	25.025	25.025
Volume Used (mL):	0.10	0.10
Aliquot Volume (L, g, F):	0.509	0.508
Target Conc. (pCi/L, g, F):	4.918	4.930
Uncertainty (Calculated):	0.231	0.232
Result (pCi/L, g, F):	4.686	5.013
LCS/LCSD 2 Sigma CSU (pCi/L, g, F):	0.879	0.913
Numerical Performance Indicator:	-0.50	0.17
Percent Recovery:	95.28%	101.68%
Status vs Numerical Indicator:	Pass	Pass
Status vs Recovery:	N/A	N/A
Upper % Recovery Limits:	125%	125%
Lower % Recovery Limits:	75%	75%

Sample Matrix Spike Control Assessment	MS/MSD 1	MS/MSD 2
Sample Collection Date:		
Sample I.D.		
Sample MS I.D.		
Sample MSD I.D.		
Spike I.D.:		
MS/MSD Decay Corrected Spike Concentration (pCi/mL):		
Spike Volume Used in MS (mL):		
Spike Volume Used in MSD (mL):		
MS Aliquot (L, g, F):		
MS Target Conc.(pCi/L, g, F):		
MSD Aliquot (L, g, F):		
MSD Target Conc. (pCi/L, g, F):		
MS Spike Uncertainty (calculated):		
MSD Spike Uncertainty (calculated):		
Sample Result:		
Sample Result 2 Sigma CSU (pCi/L, g, F):		
Sample Matrix Spike Result:		
Matrix Spike Result 2 Sigma CSU (pCi/L, g, F):		
Sample Matrix Spike Duplicate Result:		
Matrix Spike Duplicate Result 2 Sigma CSU (pCi/L, g, F):		
MS Numerical Performance Indicator:		
MSD Numerical Performance Indicator:		
MS Percent Recovery:		
MSD Percent Recovery:		
MS Status vs Numerical Indicator:		
MSD Status vs Numerical Indicator:		
MS Status vs Recovery:		
MSD Status vs Recovery:		
MS/MSD Upper % Recovery Limits:		
MS/MSD Lower % Recovery Limits:		

Duplicate Sample Assessment		
Sample I.D.:	LCS77800	92714165020
Duplicate Sample I.D.	LCSD77800	92714165020DUP
Sample Result (pCi/L, g, F):	4.686	0.203
Sample Result 2 Sigma CSU (pCi/L, g, F):	0.879	0.158
Sample Duplicate Result (pCi/L, g, F):	5.013	0.118
Sample Duplicate Result 2 Sigma CSU (pCi/L, g, F):	0.913	0.136
Are sample and/or duplicate results below RL?	NO	See Below ##
Duplicate Numerical Performance Indicator:	-0.505	0.800
(Based on the LCS/LCSD Percent Recoveries) Duplicate RPD:	6.49%	52.86%
Duplicate Status vs Numerical Indicator:	Pass	Pass
Duplicate Status vs RPD:	N/A	N/A
% RPD Limit:	25%	25%

Matrix Spike/Matrix Spike Duplicate Sample Assessment		
Sample I.D.		
Sample MS I.D.		
Sample MSD I.D.		
Sample Matrix Spike Result:		
Matrix Spike Result 2 Sigma CSU (pCi/L, g, F):		
Sample Matrix Spike Duplicate Result:		
Matrix Spike Duplicate Result 2 Sigma CSU (pCi/L, g, F):		
Duplicate Numerical Performance Indicator:		
(Based on the Percent Recoveries) MS/ MSD Duplicate RPD:		
MS/ MSD Duplicate Status vs Numerical Indicator:		
MS/ MSD Duplicate Status vs RPD:		
% RPD Limit:		

Evaluation of duplicate precision is not applicable if either the sample or duplicate results are below the MDC.

Comments:

ET 3/12/24

VAM 3/11/24

Quality Control Sample Performance Assessment

Pace Analytical™
www.pacelabs.com

Test:	Ra-226
Analyst:	SLC
Date:	3/8/2024
Worklist:	77855
Matrix:	WT

Analyst Must Manually Enter All Fields Highlighted in Yellow.

Method Blank Assessment	
MB Sample ID	3172766
MB concentration:	0.014
M/B 2 Sigma CSU:	0.137
MB MDC:	0.359
MB Numerical Performance Indicator:	0.19
MB Status vs Numerical Indicator:	Pass
MB Status vs. MDC:	N/A

Laboratory Control Sample Assessment	LCSD (Y or N)?	Y
	LCS77855	LCSD77855
Count Date:	3/11/2024	3/11/2024
Spike I.D.:	23-014	23-014
Decay Corrected Spike Concentration (pCi/mL):	25.025	25.025
Volume Used (mL):	0.10	0.10
Aliquot Volume (L, g, F):	0.503	0.503
Target Conc. (pCi/L, g, F):	4.974	4.978
Uncertainty (Calculated):	0.234	0.234
Result (pCi/L, g, F):	4.446	4.338
LCS/LCSD 2 Sigma CSU (pCi/L, g, F):	0.883	0.869
Numerical Performance Indicator:	-1.13	-1.39
Percent Recovery:	89.38%	87.15%
Status vs Numerical Indicator:	Pass	Pass
Status vs Recovery:	N/A	N/A
Upper % Recovery Limits:	125%	125%
Lower % Recovery Limits:	75%	75%

Sample Matrix Spike Control Assessment	MS/MSD 1	MS/MSD 2
Sample Collection Date:		
Sample I.D.		
Sample MS I.D.		
Sample MSD I.D.		
Spike I.D.:		
MS/MSD Decay Corrected Spike Concentration (pCi/mL):		
Spike Volume Used in MS (mL):		
Spike Volume Used in MSD (mL):		
MS Aliquot (L, g, F):		
MS Target Conc.(pCi/L, g, F):		
MSD Aliquot (L, g, F):		
MSD Target Conc. (pCi/L, g, F):		
MS Spike Uncertainty (calculated):		
MSD Spike Uncertainty (calculated):		
Sample Result:		
Sample Result 2 Sigma CSU (pCi/L, g, F):		
Sample Matrix Spike Result:		
Matrix Spike Result 2 Sigma CSU (pCi/L, g, F):		
Sample Matrix Spike Duplicate Result:		
Matrix Spike Duplicate Result 2 Sigma CSU (pCi/L, g, F):		
MS Numerical Performance Indicator:		
MSD Numerical Performance Indicator:		
MS Percent Recovery:		
MSD Percent Recovery:		
MS Status vs Numerical Indicator:		
MSD Status vs Numerical Indicator:		
MS Status vs Recovery:		
MSD Status vs Recovery:		
MS/MSD Upper % Recovery Limits:		
MS/MSD Lower % Recovery Limits:		

Duplicate Sample Assessment		
Sample I.D.:	LCS77855	92714725002
Duplicate Sample I.D.	LCSD77855	92714725002DUP
Sample Result (pCi/L, g, F):	4.446	0.039
Sample Result 2 Sigma CSU (pCi/L, g, F):	0.883	0.133
Sample Duplicate Result (pCi/L, g, F):	4.338	0.033
Sample Duplicate Result 2 Sigma CSU (pCi/L, g, F):	0.869	0.130
Are sample and/or duplicate results below RL?	NO	See Below ##
Duplicate Numerical Performance Indicator:	0.170	0.069
(Based on the LCS/LCSD Percent Recoveries) Duplicate RPD:	2.52%	18.09%
Duplicate Status vs Numerical Indicator:	Pass	Pass
Duplicate Status vs RPD:	N/A	N/A
% RPD Limit:	25%	25%

Matrix Spike/Matrix Spike Duplicate Sample Assessment		
Sample I.D.		
Sample MS I.D.		
Sample MSD I.D.		
Sample Matrix Spike Result:		
Matrix Spike Result 2 Sigma CSU (pCi/L, g, F):		
Sample Matrix Spike Duplicate Result:		
Matrix Spike Duplicate Result 2 Sigma CSU (pCi/L, g, F):		
Duplicate Numerical Performance Indicator:		
(Based on the Percent Recoveries) MS/ MSD Duplicate RPD:		
MS/ MSD Duplicate Status vs Numerical Indicator:		
MS/ MSD Duplicate Status vs RPD:		
% RPD Limit:		

Evaluation of duplicate precision is not applicable if either the sample or duplicate results are below the MDC.

Comments:

CT 3-12-24

VAM 3/11/24

August 2024

Pace Analytical Services, LLC
9800 Kincey Ave. Suite 100
Huntersville, NC 28078
(704)875-9092

August 19, 2024

Kristen Jurinko
Southern Company
241 Ralph McGill Blvd NE
Bin 10160
Atlanta, GA 30308

RE: Project: Plant Hammond Pooled Upgradien
Pace Project No.: 92746292

Dear Kristen Jurinko:

Enclosed are the analytical results for sample(s) received by the laboratory on August 07, 2024. The results relate only to the samples included in this report. Results reported herein conform to the applicable TNI/NELAC Standards and the laboratory's Quality Manual, where applicable, unless otherwise noted in the body of the report.

The test results provided in this final report were generated by each of the following laboratories within the Pace Network:

- Pace Analytical Services - Asheville
- Pace Analytical Services - Peachtree Corners, GA

If you have any questions concerning this report, please feel free to contact me.

Sincerely,

Bonnie Vang

Bonnie Vang
bonnie.vang@pacelabs.com
704-977-0968
Project Manager

Enclosures

cc: Kip Gray, Geosyntec
Christine Hug, Geosyntec Consultants, Inc.
Thomas Kessler, Geosyntec Consultants
Whitney Law, Geosyntec Consultants
Laura Midkiff, Southern Company
Caroline Nelson, Geosyntec Consultants, Inc
Jamie Newsome, Geosyntec Consultants
Zain Webb, Geosyntec Consultants

REPORT OF LABORATORY ANALYSIS

This report shall not be reproduced, except in full,
without the written consent of Pace Analytical Services, LLC.

Pace Analytical Services, LLC
9800 Kincey Ave. Suite 100
Huntersville, NC 28078
(704)875-9092

CERTIFICATIONS

Project:	Plant Hammond Pooled Upgradien
Pace Project No.:	92746292

Pace Analytical Services Asheville

2225 Riverside Drive, Asheville, NC 28804
Florida/NELAP Certification #: E87648
North Carolina Drinking Water Certification #: 37712
North Carolina Wastewater Certification #: 40
South Carolina Laboratory ID: 99030
South Carolina Certification #: 99030001
Virginia/VELAP Certification #: 460222

Pace Analytical Services Peachtree Corners

110 Technology Pkwy, Peachtree Corners, GA 30092
Florida DOH Certification #: E87315
Georgia DW Inorganics Certification #: 812
North Carolina Certification #: 381
South Carolina Certification #: 98011001
Virginia Certification #: 460204

This report shall not be reproduced, except in full,
without the written consent of Pace Analytical Services, LLC.

Pace Analytical Services, LLC
9800 Kincey Ave. Suite 100
Huntersville, NC 28078
(704)875-9092

SAMPLE SUMMARY

Project: Plant Hammond Pooled Upgradien
Pace Project No.: 92746292

Lab ID	Sample ID	Matrix	Date Collected	Date Received
92746292001	**HAM-HGWA-43D**	Water	08/06/24 10:07	08/07/24 12:25
92746292002	**HAM-HGWA-44D**	Water	08/06/24 10:03	08/07/24 12:25
92746292003	**HAM-UGRD-FD-01**	Water	08/06/24 00:00	08/07/24 12:25
92746292004	**HAM-UGRD-EB-01**	Water	08/06/24 17:15	08/07/24 12:25
92746292005	**HAM-UGRD-FB-01**	Water	08/06/24 17:10	08/07/24 12:25
92746292006	**HAM-HGWA-1**	Water	08/05/24 16:37	08/07/24 12:25
92746292007	**HAM-HGWA-2**	Water	08/05/24 16:30	08/07/24 12:25
92746292008	**HAM-HGWA-3**	Water	08/05/24 16:33	08/07/24 12:25

This report shall not be reproduced, except in full,
without the written consent of Pace Analytical Services, LLC.

Pace Analytical Services, LLC
9800 Kincey Ave. Suite 100
Huntersville, NC 28078
(704)875-9092

SAMPLE ANALYTE COUNT

Project: Plant Hammond Pooled Upgradien
Pace Project No.: 92746292

Lab ID	Sample ID	Method	Analysts	Analytes Reported
92746292001	**HAM-HGWA-43D**	EPA 6010D	MJS2	1
		EPA 6020B	CW1	13
		EPA 7470A	VB	1
		SM 2540C-2015	DL1	1
		EPA 300.0 Rev 2.1 1993	CDC	3
92746292002	**HAM-HGWA-44D**	EPA 6010D	MJS2	1
		EPA 6020B	CW1	13
		EPA 7470A	VB	1
		SM 2540C-2015	DL1	1
		EPA 300.0 Rev 2.1 1993	CDC	3
92746292003	**HAM-UGRD-FD-01**	EPA 6010D	MJS2	1
		EPA 6020B	CW1	13
		EPA 7470A	VB	1
		SM 2540C-2015	DL1	1
		EPA 300.0 Rev 2.1 1993	CDC	3
92746292004	**HAM-UGRD-EB-01**	EPA 6010D	MJS2	1
		EPA 6020B	CW1	13
		EPA 7470A	VB	1
		SM 2540C-2015	DL1	1
		EPA 300.0 Rev 2.1 1993	CDC	3
92746292005	**HAM-UGRD-FB-01**	EPA 6010D	MJS2	1
		EPA 6020B	CW1	13
		EPA 7470A	VB	1
		SM 2540C-2015	DL1	1
		EPA 300.0 Rev 2.1 1993	CDC	3
92746292006	**HAM-HGWA-1**	EPA 6010D	MJS2	1
		EPA 6020B	CW1	13
		EPA 7470A	VB	1
		SM 2540C-2015	DL1	1
		EPA 300.0 Rev 2.1 1993	CDC	3
92746292007	**HAM-HGWA-2**	EPA 6010D	MJS2	1
		EPA 6020B	CW1	13
		EPA 7470A	VB	1
		SM 2540C-2015	DL1	1
		EPA 300.0 Rev 2.1 1993	CDC	3
92746292008	**HAM-HGWA-3**	EPA 6010D	MJS2	1
		EPA 6020B	CW1	13

This report shall not be reproduced, except in full,
without the written consent of Pace Analytical Services, LLC.

Pace Analytical Services, LLC
9800 Kincey Ave. Suite 100
Huntersville, NC 28078
(704)875-9092

SAMPLE ANALYTE COUNT

Project: Plant Hammond Pooled Upgradien
Pace Project No.: 92746292

Lab ID	Sample ID	Method	Analysts	Analytes Reported
		EPA 7470A	VB	1
		SM 2540C-2015	DL1	1
		EPA 300.0 Rev 2.1 1993	CDC	3

PASI-A = Pace Analytical Services - Asheville
PASI-GA = Pace Analytical Services - Peachtree Corners, GA

This report shall not be reproduced, except in full,
without the written consent of Pace Analytical Services, LLC.

Pace Analytical Services, LLC
9800 Kincey Ave. Suite 100
Huntersville, NC 28078
(704)875-9092

SUMMARY OF DETECTION

Project: Plant Hammond Pooled Upgradien
Pace Project No.: 92746292

Lab Sample ID Method	Client Sample ID Parameters	Result	Units	Report Limit	Analyzed	Qualifiers
92746292001	**HAM-HGWA-43D**					
EPA 6010D	Calcium	57.2	mg/L	1.0	08/15/24 23:37	
EPA 6020B	Barium	0.28	mg/L	0.0050	08/13/24 12:43	
EPA 6020B	Boron	0.043	mg/L	0.040	08/13/24 12:43	
EPA 6020B	Lithium	0.0025J	mg/L	0.030	08/13/24 12:43	
EPA 6020B	Molybdenum	0.0010J	mg/L	0.010	08/09/24 19:18	
SM 2540C-2015	Total Dissolved Solids	283	mg/L	25.0	08/09/24 11:43	
EPA 300.0 Rev 2.1 1993	Chloride	4.0	mg/L	1.0	08/09/24 05:05	
EPA 300.0 Rev 2.1 1993	Fluoride	0.21	mg/L	0.10	08/09/24 05:05	
EPA 300.0 Rev 2.1 1993	Sulfate	25.5	mg/L	1.0	08/09/24 05:05	
92746292002	**HAM-HGWA-44D**					
EPA 6010D	Calcium	7.1	mg/L	1.0	08/15/24 23:41	
EPA 6020B	Barium	0.11	mg/L	0.0050	08/13/24 12:46	
EPA 6020B	Boron	0.52	mg/L	0.040	08/13/24 12:46	
EPA 6020B	Lithium	0.10	mg/L	0.030	08/13/24 12:46	
EPA 6020B	Molybdenum	0.00079J	mg/L	0.010	08/09/24 19:22	
SM 2540C-2015	Total Dissolved Solids	380	mg/L	25.0	08/09/24 11:43	
EPA 300.0 Rev 2.1 1993	Chloride	30.2	mg/L	1.0	08/09/24 05:19	
EPA 300.0 Rev 2.1 1993	Fluoride	1.3	mg/L	0.10	08/09/24 05:19	
EPA 300.0 Rev 2.1 1993	Sulfate	0.86J	mg/L	1.0	08/09/24 05:19	
92746292003	**HAM-UGRD-FD-01**					
EPA 6010D	Calcium	56.9	mg/L	1.0	08/15/24 20:07	
EPA 6020B	Barium	0.28	mg/L	0.0050	08/13/24 12:50	
EPA 6020B	Boron	0.043	mg/L	0.040	08/13/24 12:50	
EPA 6020B	Lithium	0.0027J	mg/L	0.030	08/13/24 12:50	
EPA 6020B	Molybdenum	0.00096J	mg/L	0.010	08/09/24 19:26	
SM 2540C-2015	Total Dissolved Solids	295	mg/L	25.0	08/09/24 11:44	
EPA 300.0 Rev 2.1 1993	Chloride	4.1	mg/L	1.0	08/09/24 05:34	
EPA 300.0 Rev 2.1 1993	Fluoride	0.21	mg/L	0.10	08/09/24 05:34	
EPA 300.0 Rev 2.1 1993	Sulfate	25.0	mg/L	1.0	08/09/24 05:34	
92746292004	**HAM-UGRD-EB-01**					
SM 2540C-2015	Total Dissolved Solids	41.0	mg/L	25.0	08/09/24 11:44	D6
92746292005	**HAM-UGRD-FB-01**					
SM 2540C-2015	Total Dissolved Solids	135	mg/L	25.0	08/09/24 11:45	
92746292006	**HAM-HGWA-1**					
EPA 6010D	Calcium	113	mg/L	1.0	08/15/24 20:25	M1
EPA 6020B	Barium	0.032	mg/L	0.0050	08/13/24 13:01	
EPA 6020B	Boron	0.020J	mg/L	0.040	08/13/24 13:01	
EPA 6020B	Cobalt	0.00055J	mg/L	0.0050	08/09/24 19:39	
SM 2540C-2015	Total Dissolved Solids	444	mg/L	25.0	08/08/24 12:18	
EPA 300.0 Rev 2.1 1993	Chloride	8.7	mg/L	1.0	08/09/24 06:36	
EPA 300.0 Rev 2.1 1993	Fluoride	0.11	mg/L	0.10	08/09/24 06:36	
EPA 300.0 Rev 2.1 1993	Sulfate	49.4	mg/L	1.0	08/09/24 06:36	M1
92746292007	**HAM-HGWA-2**					
EPA 6010D	Calcium	34.7	mg/L	1.0	08/15/24 20:38	

This report shall not be reproduced, except in full,
without the written consent of Pace Analytical Services, LLC.

Pace Analytical Services, LLC
9800 Kincey Ave. Suite 100
Huntersville, NC 28078
(704)875-9092

SUMMARY OF DETECTION

Project: Plant Hammond Pooled Upgradien
Pace Project No.: 92746292

Lab Sample ID Method	Client Sample ID Parameters	Result	Units	Report Limit	Analyzed	Qualifiers
92746292007	**HAM-HGWA-2**					
EPA 6020B	Barium	0.062	mg/L	0.0050	08/13/24 13:05	
EPA 6020B	Beryllium	0.00026J	mg/L	0.00050	08/13/24 13:05	
EPA 6020B	Boron	0.057	mg/L	0.040	08/13/24 13:05	
EPA 6020B	Cadmium	0.00026J	mg/L	0.00050	08/09/24 19:43	
EPA 6020B	Cobalt	0.032	mg/L	0.0050	08/09/24 19:43	
EPA 6020B	Lithium	0.0019J	mg/L	0.030	08/13/24 13:05	
EPA 6020B	Selenium	0.0013J	mg/L	0.0050	08/09/24 19:43	
SM 2540C-2015	Total Dissolved Solids	217	mg/L	25.0	08/08/24 12:18	
EPA 300.0 Rev 2.1 1993	Chloride	7.9	mg/L	1.0	08/09/24 07:19	
EPA 300.0 Rev 2.1 1993	Fluoride	0.12	mg/L	0.10	08/09/24 07:19	
EPA 300.0 Rev 2.1 1993	Sulfate	87.2	mg/L	2.0	08/09/24 15:44	
92746292008	**HAM-HGWA-3**					
EPA 6010D	Calcium	83.3	mg/L	1.0	08/15/24 20:42	
EPA 6020B	Barium	0.13	mg/L	0.0050	08/13/24 13:08	
EPA 6020B	Lithium	0.0034J	mg/L	0.030	08/13/24 13:08	
SM 2540C-2015	Total Dissolved Solids	304	mg/L	25.0	08/08/24 12:18	
EPA 300.0 Rev 2.1 1993	Chloride	5.2	mg/L	1.0	08/09/24 07:33	
EPA 300.0 Rev 2.1 1993	Fluoride	0.077J	mg/L	0.10	08/09/24 07:33	
EPA 300.0 Rev 2.1 1993	Sulfate	31.1	mg/L	1.0	08/09/24 07:33	

This report shall not be reproduced, except in full,
without the written consent of Pace Analytical Services, LLC.

Pace Analytical Services, LLC
9800 Kincey Ave. Suite 100
Huntersville, NC 28078
(704)875-9092

ANALYTICAL RESULTS

Project: Plant Hammond Pooled Upgradien
Pace Project No.: 92746292

Sample: HAM-HGWA-43D **Lab ID: 92746292001** Collected: 08/06/24 10:07 Received: 08/07/24 12:25 Matrix: Water

Parameters	Results	Units	Report Limit	MDL	DF	Prepared	Analyzed	CAS No.	Qual
6010D ATL ICP	Analytical Method: EPA 6010D Preparation Method: EPA 3010A Pace Analytical Services - Peachtree Corners, GA								
Calcium	**57.2**	mg/L	1.0	0.12	1	08/09/24 11:23	08/15/24 23:37	7440-70-2	
6020 MET ICPMS	Analytical Method: EPA 6020B Preparation Method: EPA 3005A Pace Analytical Services - Peachtree Corners, GA								
Antimony	ND	mg/L	0.0030	0.00054	1	08/08/24 10:21	08/09/24 19:18	7440-36-0	
Arsenic	ND	mg/L	0.0050	0.00084	1	08/08/24 10:21	08/09/24 19:18	7440-38-2	
Barium	**0.28**	mg/L	0.0050	0.00047	1	08/08/24 10:21	08/13/24 12:43	7440-39-3	
Beryllium	ND	mg/L	0.00050	0.000094	1	08/08/24 10:21	08/13/24 12:43	7440-41-7	
Boron	**0.043**	mg/L	0.040	0.012	1	08/08/24 10:21	08/13/24 12:43	7440-42-8	
Cadmium	ND	mg/L	0.00050	0.00010	1	08/08/24 10:21	08/09/24 19:18	7440-43-9	
Chromium	ND	mg/L	0.0050	0.0019	1	08/08/24 10:21	08/09/24 19:18	7440-47-3	
Cobalt	ND	mg/L	0.0050	0.00032	1	08/08/24 10:21	08/09/24 19:18	7440-48-4	
Lead	ND	mg/L	0.0010	0.00016	1	08/08/24 10:21	08/09/24 19:18	7439-92-1	
Lithium	**0.0025J**	mg/L	0.030	0.0016	1	08/08/24 10:21	08/13/24 12:43	7439-93-2	
Molybdenum	**0.0010J**	mg/L	0.010	0.00062	1	08/08/24 10:21	08/09/24 19:18	7439-98-7	
Selenium	ND	mg/L	0.0050	0.00096	1	08/08/24 10:21	08/09/24 19:18	7782-49-2	
Thallium	ND	mg/L	0.0010	0.00038	1	08/08/24 10:21	08/13/24 12:43	7440-28-0	
7470 Mercury	Analytical Method: EPA 7470A Preparation Method: EPA 7470A Pace Analytical Services - Peachtree Corners, GA								
Mercury	ND	mg/L	0.00020	0.00013	1	08/12/24 13:00	08/12/24 16:29	7439-97-6	
2540C Total Dissolved Solids	Analytical Method: SM 2540C-2015 Pace Analytical Services - Peachtree Corners, GA								
Total Dissolved Solids	**283**	mg/L	25.0	25.0	1		08/09/24 11:43		
300.0 IC Anions 28 Days	Analytical Method: EPA 300.0 Rev 2.1 1993 Pace Analytical Services - Asheville								
Chloride	**4.0**	mg/L	1.0	0.60	1		08/09/24 05:05	16887-00-6	
Fluoride	**0.21**	mg/L	0.10	0.050	1		08/09/24 05:05	16984-48-8	
Sulfate	**25.5**	mg/L	1.0	0.50	1		08/09/24 05:05	14808-79-8	

This report shall not be reproduced, except in full,
without the written consent of Pace Analytical Services, LLC.

Pace Analytical Services, LLC
9800 Kincey Ave. Suite 100
Huntersville, NC 28078
(704)875-9092

ANALYTICAL RESULTS

Project: Plant Hammond Pooled Upgradien
Pace Project No.: 92746292

Sample: HAM-HGWA-44D **Lab ID: 92746292002** Collected: 08/06/24 10:03 Received: 08/07/24 12:25 Matrix: Water

Parameters	Results	Units	Report Limit	MDL	DF	Prepared	Analyzed	CAS No.	Qual
6010D ATL ICP	Analytical Method: EPA 6010D Preparation Method: EPA 3010A Pace Analytical Services - Peachtree Corners, GA								
Calcium	**7.1**	mg/L	1.0	0.12	1	08/09/24 11:23	08/15/24 23:41	7440-70-2	
6020 MET ICPMS	Analytical Method: EPA 6020B Preparation Method: EPA 3005A Pace Analytical Services - Peachtree Corners, GA								
Antimony	ND	mg/L	0.0030	0.00054	1	08/08/24 10:21	08/09/24 19:22	7440-36-0	
Arsenic	ND	mg/L	0.0050	0.00084	1	08/08/24 10:21	08/09/24 19:22	7440-38-2	
Barium	**0.11**	mg/L	0.0050	0.00047	1	08/08/24 10:21	08/13/24 12:46	7440-39-3	
Beryllium	ND	mg/L	0.00050	0.000094	1	08/08/24 10:21	08/13/24 12:46	7440-41-7	
Boron	**0.52**	mg/L	0.040	0.012	1	08/08/24 10:21	08/13/24 12:46	7440-42-8	
Cadmium	ND	mg/L	0.00050	0.00010	1	08/08/24 10:21	08/09/24 19:22	7440-43-9	
Chromium	ND	mg/L	0.0050	0.0019	1	08/08/24 10:21	08/09/24 19:22	7440-47-3	
Cobalt	ND	mg/L	0.0050	0.00032	1	08/08/24 10:21	08/09/24 19:22	7440-48-4	
Lead	ND	mg/L	0.0010	0.00016	1	08/08/24 10:21	08/09/24 19:22	7439-92-1	
Lithium	**0.10**	mg/L	0.030	0.0016	1	08/08/24 10:21	08/13/24 12:46	7439-93-2	
Molybdenum	**0.00079J**	mg/L	0.010	0.00062	1	08/08/24 10:21	08/09/24 19:22	7439-98-7	
Selenium	ND	mg/L	0.0050	0.00096	1	08/08/24 10:21	08/09/24 19:22	7782-49-2	
Thallium	ND	mg/L	0.0010	0.00038	1	08/08/24 10:21	08/13/24 12:46	7440-28-0	
7470 Mercury	Analytical Method: EPA 7470A Preparation Method: EPA 7470A Pace Analytical Services - Peachtree Corners, GA								
Mercury	ND	mg/L	0.00020	0.00013	1	08/12/24 13:00	08/12/24 16:32	7439-97-6	
2540C Total Dissolved Solids	Analytical Method: SM 2540C-2015 Pace Analytical Services - Peachtree Corners, GA								
Total Dissolved Solids	**380**	mg/L	25.0	25.0	1		08/09/24 11:43		
300.0 IC Anions 28 Days	Analytical Method: EPA 300.0 Rev 2.1 1993 Pace Analytical Services - Asheville								
Chloride	**30.2**	mg/L	1.0	0.60	1		08/09/24 05:19	16887-00-6	
Fluoride	**1.3**	mg/L	0.10	0.050	1		08/09/24 05:19	16984-48-8	
Sulfate	**0.86J**	mg/L	1.0	0.50	1		08/09/24 05:19	14808-79-8	

This report shall not be reproduced, except in full,
without the written consent of Pace Analytical Services, LLC.

Pace Analytical Services, LLC
9800 Kincey Ave. Suite 100
Huntersville, NC 28078
(704)875-9092

ANALYTICAL RESULTS

Project: Plant Hammond Pooled Upgradien
Pace Project No.: 92746292

Sample: HAM-UGRD-FD-01 **Lab ID: 92746292003** Collected: 08/06/24 00:00 Received: 08/07/24 12:25 Matrix: Water

Parameters	Results	Units	Report Limit	MDL	DF	Prepared	Analyzed	CAS No.	Qual
6010D ATL ICP	Analytical Method: EPA 6010D Preparation Method: EPA 3010A Pace Analytical Services - Peachtree Corners, GA								
Calcium	**56.9**	mg/L	1.0	0.12	1	08/10/24 14:24	08/15/24 20:07	7440-70-2	
6020 MET ICPMS	Analytical Method: EPA 6020B Preparation Method: EPA 3005A Pace Analytical Services - Peachtree Corners, GA								
Antimony	ND	mg/L	0.0030	0.00054	1	08/08/24 10:21	08/09/24 19:26	7440-36-0	
Arsenic	ND	mg/L	0.0050	0.00084	1	08/08/24 10:21	08/09/24 19:26	7440-38-2	
Barium	**0.28**	mg/L	0.0050	0.00047	1	08/08/24 10:21	08/13/24 12:50	7440-39-3	
Beryllium	ND	mg/L	0.00050	0.000094	1	08/08/24 10:21	08/13/24 12:50	7440-41-7	
Boron	**0.043**	mg/L	0.040	0.012	1	08/08/24 10:21	08/13/24 12:50	7440-42-8	
Cadmium	ND	mg/L	0.00050	0.00010	1	08/08/24 10:21	08/09/24 19:26	7440-43-9	
Chromium	ND	mg/L	0.0050	0.0019	1	08/08/24 10:21	08/09/24 19:26	7440-47-3	
Cobalt	ND	mg/L	0.0050	0.00032	1	08/08/24 10:21	08/09/24 19:26	7440-48-4	
Lead	ND	mg/L	0.0010	0.00016	1	08/08/24 10:21	08/09/24 19:26	7439-92-1	
Lithium	**0.0027J**	mg/L	0.030	0.0016	1	08/08/24 10:21	08/13/24 12:50	7439-93-2	
Molybdenum	**0.00096J**	mg/L	0.010	0.00062	1	08/08/24 10:21	08/09/24 19:26	7439-98-7	
Selenium	ND	mg/L	0.0050	0.00096	1	08/08/24 10:21	08/09/24 19:26	7782-49-2	
Thallium	ND	mg/L	0.0010	0.00038	1	08/08/24 10:21	08/13/24 12:50	7440-28-0	
7470 Mercury	Analytical Method: EPA 7470A Preparation Method: EPA 7470A Pace Analytical Services - Peachtree Corners, GA								
Mercury	ND	mg/L	0.00020	0.00013	1	08/12/24 13:00	08/12/24 16:34	7439-97-6	
2540C Total Dissolved Solids	Analytical Method: SM 2540C-2015 Pace Analytical Services - Peachtree Corners, GA								
Total Dissolved Solids	**295**	mg/L	25.0	25.0	1		08/09/24 11:44		
300.0 IC Anions 28 Days	Analytical Method: EPA 300.0 Rev 2.1 1993 Pace Analytical Services - Asheville								
Chloride	**4.1**	mg/L	1.0	0.60	1		08/09/24 05:34	16887-00-6	
Fluoride	**0.21**	mg/L	0.10	0.050	1		08/09/24 05:34	16984-48-8	
Sulfate	**25.0**	mg/L	1.0	0.50	1		08/09/24 05:34	14808-79-8	

This report shall not be reproduced, except in full,
without the written consent of Pace Analytical Services, LLC.

Pace Analytical Services, LLC
9800 Kincey Ave. Suite 100
Huntersville, NC 28078
(704)875-9092

ANALYTICAL RESULTS

Project: Plant Hammond Pooled Upgradien
Pace Project No.: 92746292

Sample: HAM-UGRD-EB-01 **Lab ID: 92746292004** Collected: 08/06/24 17:15 Received: 08/07/24 12:25 Matrix: Water

Parameters	Results	Units	Report Limit	MDL	DF	Prepared	Analyzed	CAS No.	Qual
6010D ATL ICP	Analytical Method: EPA 6010D Preparation Method: EPA 3010A Pace Analytical Services - Peachtree Corners, GA								
Calcium	ND	mg/L	1.0	0.12	1	08/10/24 14:24	08/15/24 20:17	7440-70-2	
6020 MET ICPMS	Analytical Method: EPA 6020B Preparation Method: EPA 3005A Pace Analytical Services - Peachtree Corners, GA								
Antimony	ND	mg/L	0.0030	0.00054	1	08/08/24 10:21	08/09/24 19:30	7440-36-0	
Arsenic	ND	mg/L	0.0050	0.00084	1	08/08/24 10:21	08/09/24 19:30	7440-38-2	
Barium	ND	mg/L	0.0050	0.00047	1	08/08/24 10:21	08/13/24 12:54	7440-39-3	
Beryllium	ND	mg/L	0.00050	0.000094	1	08/08/24 10:21	08/13/24 12:54	7440-41-7	
Boron	ND	mg/L	0.040	0.012	1	08/08/24 10:21	08/13/24 12:54	7440-42-8	
Cadmium	ND	mg/L	0.00050	0.00010	1	08/08/24 10:21	08/09/24 19:30	7440-43-9	
Chromium	ND	mg/L	0.0050	0.0019	1	08/08/24 10:21	08/09/24 19:30	7440-47-3	
Cobalt	ND	mg/L	0.0050	0.00032	1	08/08/24 10:21	08/09/24 19:30	7440-48-4	
Lead	ND	mg/L	0.0010	0.00016	1	08/08/24 10:21	08/09/24 19:30	7439-92-1	
Lithium	ND	mg/L	0.030	0.0016	1	08/08/24 10:21	08/13/24 12:54	7439-93-2	
Molybdenum	ND	mg/L	0.010	0.00062	1	08/08/24 10:21	08/09/24 19:30	7439-98-7	
Selenium	ND	mg/L	0.0050	0.00096	1	08/08/24 10:21	08/09/24 19:30	7782-49-2	
Thallium	ND	mg/L	0.0010	0.00038	1	08/08/24 10:21	08/13/24 12:54	7440-28-0	
7470 Mercury	Analytical Method: EPA 7470A Preparation Method: EPA 7470A Pace Analytical Services - Peachtree Corners, GA								
Mercury	ND	mg/L	0.00020	0.00013	1	08/12/24 13:00	08/12/24 16:37	7439-97-6	
2540C Total Dissolved Solids	Analytical Method: SM 2540C-2015 Pace Analytical Services - Peachtree Corners, GA								
Total Dissolved Solids	**41.0**	mg/L	25.0	25.0	1		08/09/24 11:44		D6
300.0 IC Anions 28 Days	Analytical Method: EPA 300.0 Rev 2.1 1993 Pace Analytical Services - Asheville								
Chloride	ND	mg/L	1.0	0.60	1		08/08/24 22:43	16887-00-6	
Fluoride	ND	mg/L	0.10	0.050	1		08/08/24 22:43	16984-48-8	
Sulfate	ND	mg/L	1.0	0.50	1		08/08/24 22:43	14808-79-8	

This report shall not be reproduced, except in full,
without the written consent of Pace Analytical Services, LLC.

Pace Analytical Services, LLC
9800 Kincey Ave. Suite 100
Huntersville, NC 28078
(704)875-9092

ANALYTICAL RESULTS

Project: Plant Hammond Pooled Upgradien
Pace Project No.: 92746292

Sample: HAM-UGRD-FB-01 **Lab ID: 92746292005** Collected: 08/06/24 17:10 Received: 08/07/24 12:25 Matrix: Water

Parameters	Results	Units	Report Limit	MDL	DF	Prepared	Analyzed	CAS No.	Qual
6010D ATL ICP	Analytical Method: EPA 6010D Preparation Method: EPA 3010A Pace Analytical Services - Peachtree Corners, GA								
Calcium	ND	mg/L	1.0	0.12	1	08/10/24 14:24	08/15/24 20:21	7440-70-2	
6020 MET ICPMS	Analytical Method: EPA 6020B Preparation Method: EPA 3005A Pace Analytical Services - Peachtree Corners, GA								
Antimony	ND	mg/L	0.0030	0.00054	1	08/08/24 10:21	08/09/24 19:34	7440-36-0	
Arsenic	ND	mg/L	0.0050	0.00084	1	08/08/24 10:21	08/09/24 19:34	7440-38-2	
Barium	ND	mg/L	0.0050	0.00047	1	08/08/24 10:21	08/13/24 12:57	7440-39-3	
Beryllium	ND	mg/L	0.00050	0.000094	1	08/08/24 10:21	08/13/24 12:57	7440-41-7	
Boron	ND	mg/L	0.040	0.012	1	08/08/24 10:21	08/13/24 12:57	7440-42-8	
Cadmium	ND	mg/L	0.00050	0.00010	1	08/08/24 10:21	08/09/24 19:34	7440-43-9	
Chromium	ND	mg/L	0.0050	0.0019	1	08/08/24 10:21	08/09/24 19:34	7440-47-3	
Cobalt	ND	mg/L	0.0050	0.00032	1	08/08/24 10:21	08/09/24 19:34	7440-48-4	
Lead	ND	mg/L	0.0010	0.00016	1	08/08/24 10:21	08/09/24 19:34	7439-92-1	
Lithium	ND	mg/L	0.030	0.0016	1	08/08/24 10:21	08/13/24 12:57	7439-93-2	
Molybdenum	ND	mg/L	0.010	0.00062	1	08/08/24 10:21	08/09/24 19:34	7439-98-7	
Selenium	ND	mg/L	0.0050	0.00096	1	08/08/24 10:21	08/09/24 19:34	7782-49-2	
Thallium	ND	mg/L	0.0010	0.00038	1	08/08/24 10:21	08/13/24 12:57	7440-28-0	
7470 Mercury	Analytical Method: EPA 7470A Preparation Method: EPA 7470A Pace Analytical Services - Peachtree Corners, GA								
Mercury	ND	mg/L	0.00020	0.00013	1	08/12/24 13:00	08/12/24 16:39	7439-97-6	
2540C Total Dissolved Solids	Analytical Method: SM 2540C-2015 Pace Analytical Services - Peachtree Corners, GA								
Total Dissolved Solids	**135**	mg/L	25.0	25.0	1		08/09/24 11:45		
300.0 IC Anions 28 Days	Analytical Method: EPA 300.0 Rev 2.1 1993 Pace Analytical Services - Asheville								
Chloride	ND	mg/L	1.0	0.60	1		08/08/24 22:57	16887-00-6	
Fluoride	ND	mg/L	0.10	0.050	1		08/08/24 22:57	16984-48-8	
Sulfate	ND	mg/L	1.0	0.50	1		08/08/24 22:57	14808-79-8	

This report shall not be reproduced, except in full,
without the written consent of Pace Analytical Services, LLC.

Pace Analytical Services, LLC
9800 Kincey Ave. Suite 100
Huntersville, NC 28078
(704)875-9092

ANALYTICAL RESULTS

Project: Plant Hammond Pooled Upgradien
Pace Project No.: 92746292

Sample: HAM-HGWA-1 **Lab ID: 92746292006** Collected: 08/05/24 16:37 Received: 08/07/24 12:25 Matrix: Water

Parameters	Results	Units	Report Limit	MDL	DF	Prepared	Analyzed	CAS No.	Qual
6010D ATL ICP	Analytical Method: EPA 6010D Preparation Method: EPA 3010A Pace Analytical Services - Peachtree Corners, GA								
Calcium	**113**	mg/L	1.0	0.12	1	08/10/24 14:24	08/15/24 20:25	7440-70-2	M1
6020 MET ICPMS	Analytical Method: EPA 6020B Preparation Method: EPA 3005A Pace Analytical Services - Peachtree Corners, GA								
Antimony	ND	mg/L	0.0030	0.00054	1	08/08/24 10:21	08/09/24 19:39	7440-36-0	
Arsenic	ND	mg/L	0.0050	0.00084	1	08/08/24 10:21	08/09/24 19:39	7440-38-2	
Barium	**0.032**	mg/L	0.0050	0.00047	1	08/08/24 10:21	08/13/24 13:01	7440-39-3	
Beryllium	ND	mg/L	0.00050	0.000094	1	08/08/24 10:21	08/13/24 13:01	7440-41-7	
Boron	**0.020J**	mg/L	0.040	0.012	1	08/08/24 10:21	08/13/24 13:01	7440-42-8	
Cadmium	ND	mg/L	0.00050	0.00010	1	08/08/24 10:21	08/09/24 19:39	7440-43-9	
Chromium	ND	mg/L	0.0050	0.0019	1	08/08/24 10:21	08/09/24 19:39	7440-47-3	
Cobalt	**0.00055J**	mg/L	0.0050	0.00032	1	08/08/24 10:21	08/09/24 19:39	7440-48-4	
Lead	ND	mg/L	0.0010	0.00016	1	08/08/24 10:21	08/09/24 19:39	7439-92-1	
Lithium	ND	mg/L	0.030	0.0016	1	08/08/24 10:21	08/13/24 13:01	7439-93-2	
Molybdenum	ND	mg/L	0.010	0.00062	1	08/08/24 10:21	08/09/24 19:39	7439-98-7	
Selenium	ND	mg/L	0.0050	0.00096	1	08/08/24 10:21	08/09/24 19:39	7782-49-2	
Thallium	ND	mg/L	0.0010	0.00038	1	08/08/24 10:21	08/13/24 13:01	7440-28-0	
7470 Mercury	Analytical Method: EPA 7470A Preparation Method: EPA 7470A Pace Analytical Services - Peachtree Corners, GA								
Mercury	ND	mg/L	0.00020	0.00013	1	08/12/24 13:00	08/12/24 16:42	7439-97-6	
2540C Total Dissolved Solids	Analytical Method: SM 2540C-2015 Pace Analytical Services - Peachtree Corners, GA								
Total Dissolved Solids	**444**	mg/L	25.0	25.0	1		08/08/24 12:18		
300.0 IC Anions 28 Days	Analytical Method: EPA 300.0 Rev 2.1 1993 Pace Analytical Services - Asheville								
Chloride	**8.7**	mg/L	1.0	0.60	1		08/09/24 06:36	16887-00-6	
Fluoride	**0.11**	mg/L	0.10	0.050	1		08/09/24 06:36	16984-48-8	
Sulfate	**49.4**	mg/L	1.0	0.50	1		08/09/24 06:36	14808-79-8	M1

This report shall not be reproduced, except in full,
without the written consent of Pace Analytical Services, LLC.

Pace Analytical Services, LLC
9800 Kincey Ave. Suite 100
Huntersville, NC 28078
(704)875-9092

ANALYTICAL RESULTS

Project: Plant Hammond Pooled Upgradien
Pace Project No.: 92746292

Sample: HAM-HGWA-2 **Lab ID: 92746292007** Collected: 08/05/24 16:30 Received: 08/07/24 12:25 Matrix: Water

Parameters	Results	Units	Report Limit	MDL	DF	Prepared	Analyzed	CAS No.	Qual
6010D ATL ICP	Analytical Method: EPA 6010D Preparation Method: EPA 3010A Pace Analytical Services - Peachtree Corners, GA								
Calcium	**34.7**	mg/L	1.0	0.12	1	08/10/24 14:24	08/15/24 20:38	7440-70-2	
6020 MET ICPMS	Analytical Method: EPA 6020B Preparation Method: EPA 3005A Pace Analytical Services - Peachtree Corners, GA								
Antimony	ND	mg/L	0.0030	0.00054	1	08/08/24 10:21	08/09/24 19:43	7440-36-0	
Arsenic	ND	mg/L	0.0050	0.00084	1	08/08/24 10:21	08/09/24 19:43	7440-38-2	
Barium	**0.062**	mg/L	0.0050	0.00047	1	08/08/24 10:21	08/13/24 13:05	7440-39-3	
Beryllium	**0.00026J**	mg/L	0.00050	0.000094	1	08/08/24 10:21	08/13/24 13:05	7440-41-7	
Boron	**0.057**	mg/L	0.040	0.012	1	08/08/24 10:21	08/13/24 13:05	7440-42-8	
Cadmium	**0.00026J**	mg/L	0.00050	0.00010	1	08/08/24 10:21	08/09/24 19:43	7440-43-9	
Chromium	ND	mg/L	0.0050	0.0019	1	08/08/24 10:21	08/09/24 19:43	7440-47-3	
Cobalt	**0.032**	mg/L	0.0050	0.00032	1	08/08/24 10:21	08/09/24 19:43	7440-48-4	
Lead	ND	mg/L	0.0010	0.00016	1	08/08/24 10:21	08/09/24 19:43	7439-92-1	
Lithium	**0.0019J**	mg/L	0.030	0.0016	1	08/08/24 10:21	08/13/24 13:05	7439-93-2	
Molybdenum	ND	mg/L	0.010	0.00062	1	08/08/24 10:21	08/09/24 19:43	7439-98-7	
Selenium	**0.0013J**	mg/L	0.0050	0.00096	1	08/08/24 10:21	08/09/24 19:43	7782-49-2	
Thallium	ND	mg/L	0.0010	0.00038	1	08/08/24 10:21	08/13/24 13:05	7440-28-0	
7470 Mercury	Analytical Method: EPA 7470A Preparation Method: EPA 7470A Pace Analytical Services - Peachtree Corners, GA								
Mercury	ND	mg/L	0.00020	0.00013	1	08/12/24 13:00	08/12/24 16:45	7439-97-6	
2540C Total Dissolved Solids	Analytical Method: SM 2540C-2015 Pace Analytical Services - Peachtree Corners, GA								
Total Dissolved Solids	**217**	mg/L	25.0	25.0	1		08/08/24 12:18		
300.0 IC Anions 28 Days	Analytical Method: EPA 300.0 Rev 2.1 1993 Pace Analytical Services - Asheville								
Chloride	**7.9**	mg/L	1.0	0.60	1		08/09/24 07:19	16887-00-6	
Fluoride	**0.12**	mg/L	0.10	0.050	1		08/09/24 07:19	16984-48-8	
Sulfate	**87.2**	mg/L	2.0	1.0	2		08/09/24 15:44	14808-79-8	

This report shall not be reproduced, except in full,
without the written consent of Pace Analytical Services, LLC.

Pace Analytical Services, LLC
9800 Kincey Ave. Suite 100
Huntersville, NC 28078
(704)875-9092

ANALYTICAL RESULTS

Project: Plant Hammond Pooled Upgradien
Pace Project No.: 92746292

Sample: HAM-HGWA-3 **Lab ID: 92746292008** Collected: 08/05/24 16:33 Received: 08/07/24 12:25 Matrix: Water

Parameters	Results	Units	Report Limit	MDL	DF	Prepared	Analyzed	CAS No.	Qual
6010D ATL ICP	Analytical Method: EPA 6010D Preparation Method: EPA 3010A Pace Analytical Services - Peachtree Corners, GA								
Calcium	**83.3**	mg/L	1.0	0.12	1	08/10/24 14:24	08/15/24 20:42	7440-70-2	
6020 MET ICPMS	Analytical Method: EPA 6020B Preparation Method: EPA 3005A Pace Analytical Services - Peachtree Corners, GA								
Antimony	ND	mg/L	0.0030	0.00054	1	08/08/24 10:21	08/09/24 19:47	7440-36-0	
Arsenic	ND	mg/L	0.0050	0.00084	1	08/08/24 10:21	08/09/24 19:47	7440-38-2	
Barium	**0.13**	mg/L	0.0050	0.00047	1	08/08/24 10:21	08/13/24 13:08	7440-39-3	
Beryllium	ND	mg/L	0.00050	0.000094	1	08/08/24 10:21	08/13/24 13:08	7440-41-7	
Boron	ND	mg/L	0.040	0.012	1	08/08/24 10:21	08/13/24 13:08	7440-42-8	
Cadmium	ND	mg/L	0.00050	0.00010	1	08/08/24 10:21	08/09/24 19:47	7440-43-9	
Chromium	ND	mg/L	0.0050	0.0019	1	08/08/24 10:21	08/09/24 19:47	7440-47-3	
Cobalt	ND	mg/L	0.0050	0.00032	1	08/08/24 10:21	08/09/24 19:47	7440-48-4	
Lead	ND	mg/L	0.0010	0.00016	1	08/08/24 10:21	08/09/24 19:47	7439-92-1	
Lithium	**0.0034J**	mg/L	0.030	0.0016	1	08/08/24 10:21	08/13/24 13:08	7439-93-2	
Molybdenum	ND	mg/L	0.010	0.00062	1	08/08/24 10:21	08/09/24 19:47	7439-98-7	
Selenium	ND	mg/L	0.0050	0.00096	1	08/08/24 10:21	08/09/24 19:47	7782-49-2	
Thallium	ND	mg/L	0.0010	0.00038	1	08/08/24 10:21	08/13/24 13:08	7440-28-0	
7470 Mercury	Analytical Method: EPA 7470A Preparation Method: EPA 7470A Pace Analytical Services - Peachtree Corners, GA								
Mercury	ND	mg/L	0.00020	0.00013	1	08/12/24 13:00	08/12/24 16:47	7439-97-6	
2540C Total Dissolved Solids	Analytical Method: SM 2540C-2015 Pace Analytical Services - Peachtree Corners, GA								
Total Dissolved Solids	**304**	mg/L	25.0	25.0	1		08/08/24 12:18		
300.0 IC Anions 28 Days	Analytical Method: EPA 300.0 Rev 2.1 1993 Pace Analytical Services - Asheville								
Chloride	**5.2**	mg/L	1.0	0.60	1		08/09/24 07:33	16887-00-6	
Fluoride	**0.077J**	mg/L	0.10	0.050	1		08/09/24 07:33	16984-48-8	
Sulfate	**31.1**	mg/L	1.0	0.50	1		08/09/24 07:33	14808-79-8	

This report shall not be reproduced, except in full,
without the written consent of Pace Analytical Services, LLC.

Pace Analytical Services, LLC
9800 Kincey Ave. Suite 100
Huntersville, NC 28078
(704)875-9092

QUALITY CONTROL DATA

Project: Plant Hammond Pooled Upgradien
Pace Project No.: 92746292

QC Batch: 874538
QC Batch Method: EPA 3010A
Analysis Method: EPA 6010D
Analysis Description: 6010D ATL
Laboratory: Pace Analytical Services - Peachtree Corners, GA
Associated Lab Samples: 92746292001, 92746292002

METHOD BLANK: 4505177 Matrix: Water
Associated Lab Samples: 92746292001, 92746292002

Parameter	Units	Blank Result	Reporting Limit	MDL	Analyzed	Qualifiers
Calcium	mg/L	ND	1.0	0.12	08/15/24 21:56	

LABORATORY CONTROL SAMPLE: 4505178

Parameter	Units	Spike Conc.	LCS Result	LCS % Rec	% Rec Limits	Qualifiers
Calcium	mg/L	1	1.1	106	80-120	

MATRIX SPIKE & MATRIX SPIKE DUPLICATE: 4505179 4505180

Parameter	Units	92746435001 Result	MS Spike Conc.	MSD Spike Conc.	MS Result	MSD Result	MS % Rec	MSD % Rec	% Rec Limits	RPD	Max RPD	Qual
Calcium	mg/L	211000 ug/L	1	1	207	205	-381	-564	75-125	1	20	M1

Results presented on this page are in the units indicated by the "Units" column except where an alternate unit is presented to the right of the result.

REPORT OF LABORATORY ANALYSIS

This report shall not be reproduced, except in full,
without the written consent of Pace Analytical Services, LLC.

Pace Analytical Services, LLC
9800 Kincey Ave. Suite 100
Huntersville, NC 28078
(704)875-9092

QUALITY CONTROL DATA

Project: Plant Hammond Pooled Upgradien
Pace Project No.: 92746292

QC Batch: 874768
QC Batch Method: EPA 3010A
Analysis Method: EPA 6010D
Analysis Description: 6010D ATL
Laboratory: Pace Analytical Services - Peachtree Corners, GA
Associated Lab Samples: 92746292003, 92746292004, 92746292005, 92746292006, 92746292007, 92746292008

METHOD BLANK: 4506473
Matrix: Water
Associated Lab Samples: 92746292003, 92746292004, 92746292005, 92746292006, 92746292007, 92746292008

Parameter	Units	Blank Result	Reporting Limit	MDL	Analyzed	Qualifiers
Calcium	mg/L	ND	1.0	0.12	08/15/24 20:00	

LABORATORY CONTROL SAMPLE: 4506474

Parameter	Units	Spike Conc.	LCS Result	LCS % Rec	% Rec Limits	Qualifiers
Calcium	mg/L	1	1.0	104	80-120	

MATRIX SPIKE & MATRIX SPIKE DUPLICATE: 4506475 4506476

Parameter	Units	92746292006 Result	MS Spike Conc.	MSD Spike Conc.	MS Result	MSD Result	MS % Rec	MSD % Rec	% Rec Limits	RPD	Max RPD	Qual
Calcium	mg/L	113	1	1	112	114	-137	107	75-125	2	20	M1

Results presented on this page are in the units indicated by the "Units" column except where an alternate unit is presented to the right of the result.

REPORT OF LABORATORY ANALYSIS

This report shall not be reproduced, except in full,
without the written consent of Pace Analytical Services, LLC.

Pace Analytical Services, LLC
9800 Kincey Ave. Suite 100
Huntersville, NC 28078
(704)875-9092

QUALITY CONTROL DATA

Project: Plant Hammond Pooled Upgradien
Pace Project No.: 92746292

QC Batch: 874205
QC Batch Method: EPA 3005A
Analysis Method: EPA 6020B
Analysis Description: 6020 MET
Laboratory: Pace Analytical Services - Peachtree Corners, GA
Associated Lab Samples: 92746292001, 92746292002, 92746292003, 92746292004, 92746292005, 92746292006, 92746292007, 92746292008

METHOD BLANK: 4503459
Matrix: Water
Associated Lab Samples: 92746292001, 92746292002, 92746292003, 92746292004, 92746292005, 92746292006, 92746292007, 92746292008

Parameter	Units	Blank Result	Reporting Limit	MDL	Analyzed	Qualifiers
Antimony	mg/L	ND	0.0030	0.00054	08/09/24 18:24	
Arsenic	mg/L	ND	0.0050	0.00084	08/09/24 18:24	
Barium	mg/L	ND	0.0050	0.00047	08/09/24 18:24	
Beryllium	mg/L	ND	0.00050	0.000094	08/09/24 18:24	
Boron	mg/L	ND	0.040	0.012	08/09/24 18:24	
Cadmium	mg/L	ND	0.00050	0.00010	08/09/24 18:24	
Chromium	mg/L	ND	0.0050	0.0019	08/09/24 18:24	
Cobalt	mg/L	ND	0.0050	0.00032	08/09/24 18:24	
Lead	mg/L	ND	0.0010	0.00016	08/09/24 18:24	
Lithium	mg/L	ND	0.030	0.0016	08/09/24 18:24	
Molybdenum	mg/L	ND	0.010	0.00062	08/09/24 18:24	
Selenium	mg/L	ND	0.0050	0.00096	08/09/24 18:24	
Thallium	mg/L	ND	0.0010	0.00038	08/09/24 18:24	

LABORATORY CONTROL SAMPLE: 4503460

Parameter	Units	Spike Conc.	LCS Result	LCS % Rec	% Rec Limits	Qualifiers
Antimony	mg/L	0.1	0.094	94	80-120	
Arsenic	mg/L	0.1	0.10	104	80-120	
Barium	mg/L	0.1	0.093	93	80-120	
Beryllium	mg/L	0.1	0.11	106	80-120	
Boron	mg/L	1	1.1	105	80-120	
Cadmium	mg/L	0.1	0.10	100	80-120	
Chromium	mg/L	0.1	0.096	96	80-120	
Cobalt	mg/L	0.1	0.099	99	80-120	
Lead	mg/L	0.1	0.096	96	80-120	
Lithium	mg/L	0.1	0.10	104	80-120	
Molybdenum	mg/L	0.1	0.093	93	80-120	
Selenium	mg/L	0.1	0.10	103	80-120	
Thallium	mg/L	0.1	0.087	87	80-120	

MATRIX SPIKE & MATRIX SPIKE DUPLICATE: 4503461 4503462

Parameter	Units	92746286001 Result	MS Spike Conc.	MSD Spike Conc.	MS Result	MSD Result	MS % Rec	MSD % Rec	% Rec Limits	RPD	Max RPD	Qual
Antimony	mg/L	ND	0.1	0.1	0.099	0.096	99	96	75-125	2	20	

Results presented on this page are in the units indicated by the "Units" column except where an alternate unit is presented to the right of the result.

REPORT OF LABORATORY ANALYSIS

This report shall not be reproduced, except in full,
without the written consent of Pace Analytical Services, LLC.

Pace Analytical Services, LLC
9800 Kincey Ave. Suite 100
Huntersville, NC 28078
(704)875-9092

QUALITY CONTROL DATA

Project: Plant Hammond Pooled Upgradien
Pace Project No.: 92746292

MATRIX SPIKE & MATRIX SPIKE DUPLICATE: 4503461 4503462

Parameter	Units	92746286001 Result	MS Spike Conc.	MSD Spike Conc.	MS Result	MSD Result	MS % Rec	MSD % Rec	% Rec Limits	RPD	Max RPD	Qual
Arsenic	mg/L	ND	0.1	0.1	0.10	0.10	102	103	75-125	1	20	
Barium	mg/L	0.50	0.1	0.1	0.62	0.63	120	128	75-125	1	20	M1
Beryllium	mg/L	ND	0.1	0.1	0.099	0.096	99	96	75-125	3	20	
Boron	mg/L	0.16	1	1	1.2	1.1	100	99	75-125	1	20	
Cadmium	mg/L	ND	0.1	0.1	0.10	0.10	100	100	75-125	0	20	
Chromium	mg/L	ND	0.1	0.1	0.10	0.099	100	99	75-125	1	20	
Cobalt	mg/L	ND	0.1	0.1	0.10	0.10	101	101	75-125	0	20	
Lead	mg/L	ND	0.1	0.1	0.093	0.093	93	93	75-125	0	20	
Lithium	mg/L	0.0048J	0.1	0.1	0.10	0.11	98	100	75-125	2	20	
Molybdenum	mg/L	ND	0.1	0.1	0.10	0.098	99	97	75-125	2	20	
Selenium	mg/L	ND	0.1	0.1	0.099	0.099	99	99	75-125	0	20	
Thallium	mg/L	ND	0.1	0.1	0.088	0.086	88	86	75-125	2	20	

Results presented on this page are in the units indicated by the "Units" column except where an alternate unit is presented to the right of the result.

This report shall not be reproduced, except in full,
without the written consent of Pace Analytical Services, LLC.

Pace Analytical Services, LLC
9800 Kincey Ave. Suite 100
Huntersville, NC 28078
(704)875-9092

QUALITY CONTROL DATA

Project: Plant Hammond Pooled Upgradien
Pace Project No.: 92746292

QC Batch: 874947
QC Batch Method: EPA 7470A
Analysis Method: EPA 7470A
Analysis Description: 7470 Mercury
Laboratory: Pace Analytical Services - Peachtree Corners, GA
Associated Lab Samples: 92746292001, 92746292002, 92746292003, 92746292004, 92746292005, 92746292006, 92746292007, 92746292008

METHOD BLANK: 4506909
Matrix: Water
Associated Lab Samples: 92746292001, 92746292002, 92746292003, 92746292004, 92746292005, 92746292006, 92746292007, 92746292008

Parameter	Units	Blank Result	Reporting Limit	MDL	Analyzed	Qualifiers
Mercury	mg/L	ND	0.00020	0.00013	08/12/24 15:59	

LABORATORY CONTROL SAMPLE: 4506910

Parameter	Units	Spike Conc.	LCS Result	LCS % Rec	% Rec Limits	Qualifiers
Mercury	mg/L	0.0025	0.0024	96	80-120	

MATRIX SPIKE & MATRIX SPIKE DUPLICATE: 4506911 4506912

Parameter	Units	92746435001 Result	MS Spike Conc.	MSD Spike Conc.	MS Result	MSD Result	MS % Rec	MSD % Rec	% Rec Limits	RPD	Max RPD	Qual
Mercury	mg/L	ND	0.0025	0.0025	0.0025	0.0017	101	67	75-125	41	20	M1,R1

Results presented on this page are in the units indicated by the "Units" column except where an alternate unit is presented to the right of the result.

REPORT OF LABORATORY ANALYSIS

This report shall not be reproduced, except in full,
without the written consent of Pace Analytical Services, LLC.

Pace Analytical Services, LLC
9800 Kincey Ave. Suite 100
Huntersville, NC 28078
(704)875-9092

QUALITY CONTROL DATA

Project: Plant Hammond Pooled Upgradien
Pace Project No.: 92746292

QC Batch: 874221
QC Batch Method: SM 2540C-2015
Analysis Method: SM 2540C-2015
Analysis Description: 2540C Total Dissolved Solids
Laboratory: Pace Analytical Services - Peachtree Corners, GA
Associated Lab Samples: 92746292006, 92746292007, 92746292008

METHOD BLANK: 4503508
Matrix: Water
Associated Lab Samples: 92746292006, 92746292007, 92746292008

Parameter	Units	Blank Result	Reporting Limit	MDL	Analyzed	Qualifiers
Total Dissolved Solids	mg/L	ND	25.0	25.0	08/08/24 12:15	

LABORATORY CONTROL SAMPLE: 4503509

Parameter	Units	Spike Conc.	LCS Result	LCS % Rec	% Rec Limits	Qualifiers
Total Dissolved Solids	mg/L	400	405	101	80-120	

SAMPLE DUPLICATE: 4503510

Parameter	Units	92745465014 Result	Dup Result	RPD	Max RPD	Qualifiers
Total Dissolved Solids	mg/L	226	219	3	10	

SAMPLE DUPLICATE: 4503511

Parameter	Units	92745784003 Result	Dup Result	RPD	Max RPD	Qualifiers
Total Dissolved Solids	mg/L	102	107	5	10	

Results presented on this page are in the units indicated by the "Units" column except where an alternate unit is presented to the right of the result.

This report shall not be reproduced, except in full,
without the written consent of Pace Analytical Services, LLC.

Pace Analytical Services, LLC
9800 Kincey Ave. Suite 100
Huntersville, NC 28078
(704)875-9092

QUALITY CONTROL DATA

Project: Plant Hammond Pooled Upgradien
Pace Project No.: 92746292

QC Batch: 874243
QC Batch Method: SM 2540C-2015
Analysis Method: SM 2540C-2015
Analysis Description: 2540C Total Dissolved Solids
Laboratory: Pace Analytical Services - Peachtree Corners, GA
Associated Lab Samples: 92746292001, 92746292002, 92746292003, 92746292004, 92746292005

METHOD BLANK: 4503653
Matrix: Water
Associated Lab Samples: 92746292001, 92746292002, 92746292003, 92746292004, 92746292005

Parameter	Units	Blank Result	Reporting Limit	MDL	Analyzed	Qualifiers
Total Dissolved Solids	mg/L	ND	25.0	25.0	08/09/24 11:40	

LABORATORY CONTROL SAMPLE: 4503654

Parameter	Units	Spike Conc.	LCS Result	LCS % Rec	% Rec Limits	Qualifiers
Total Dissolved Solids	mg/L	400	418	104	80-120	

SAMPLE DUPLICATE: 4503655

Parameter	Units	92746285004 Result	Dup Result	RPD	Max RPD	Qualifiers
Total Dissolved Solids	mg/L	191	191	0	10	

SAMPLE DUPLICATE: 4503656

Parameter	Units	92746292004 Result	Dup Result	RPD	Max RPD	Qualifiers
Total Dissolved Solids	mg/L	41.0	36.0	13	10	D6

Results presented on this page are in the units indicated by the "Units" column except where an alternate unit is presented to the right of the result.

This report shall not be reproduced, except in full,
without the written consent of Pace Analytical Services, LLC.

Pace Analytical Services, LLC
9800 Kincey Ave. Suite 100
Huntersville, NC 28078
(704)875-9092

QUALITY CONTROL DATA

Project: Plant Hammond Pooled Upgradien
Pace Project No.: 92746292

QC Batch: 874380
QC Batch Method: EPA 300.0 Rev 2.1 1993
Analysis Method: EPA 300.0 Rev 2.1 1993
Analysis Description: 300.0 IC Anions
Laboratory: Pace Analytical Services - Asheville
Associated Lab Samples: 92746292001, 92746292002, 92746292003, 92746292004, 92746292005

METHOD BLANK: 4504473 Matrix: Water
Associated Lab Samples: 92746292001, 92746292002, 92746292003, 92746292004, 92746292005

Parameter	Units	Blank Result	Reporting Limit	MDL	Analyzed	Qualifiers
Chloride	mg/L	ND	1.0	0.60	08/08/24 21:45	
Fluoride	mg/L	ND	0.10	0.050	08/08/24 21:45	
Sulfate	mg/L	ND	1.0	0.50	08/08/24 21:45	

LABORATORY CONTROL SAMPLE: 4504474

Parameter	Units	Spike Conc.	LCS Result	LCS % Rec	% Rec Limits	Qualifiers
Chloride	mg/L	50	51.4	103	90-110	
Fluoride	mg/L	2.5	2.7	106	90-110	
Sulfate	mg/L	50	51.3	103	90-110	

MATRIX SPIKE & MATRIX SPIKE DUPLICATE: 4504475 4504476

Parameter	Units	92746012001 Result	MS Spike Conc.	MSD Spike Conc.	MS Result	MSD Result	MS % Rec	MSD % Rec	% Rec Limits	RPD	Max RPD	Qual
Chloride	mg/L	5.1	50	50	55.2	56.8	100	103	90-110	3	10	
Fluoride	mg/L	0.54	2.5	2.5	3.6	3.7	123	125	90-110	2	10	M1
Sulfate	mg/L	4.5	50	50	54.6	56.4	100	104	90-110	3	10	

MATRIX SPIKE & MATRIX SPIKE DUPLICATE: 4504477 4504478

Parameter	Units	92746286002 Result	MS Spike Conc.	MSD Spike Conc.	MS Result	MSD Result	MS % Rec	MSD % Rec	% Rec Limits	RPD	Max RPD	Qual
Chloride	mg/L	11.6	50	50	61.5	62.9	100	103	90-110	2	10	
Fluoride	mg/L	0.20	2.5	2.5	2.7	2.8	102	105	90-110	3	10	
Sulfate	mg/L	127	50	50	170	173	87	93	90-110	2	10	M1

Results presented on this page are in the units indicated by the "Units" column except where an alternate unit is presented to the right of the result.

This report shall not be reproduced, except in full,
without the written consent of Pace Analytical Services, LLC.

Pace Analytical Services, LLC
9800 Kincey Ave. Suite 100
Huntersville, NC 28078
(704)875-9092

QUALITY CONTROL DATA

Project: Plant Hammond Pooled Upgradien
Pace Project No.: 92746292

QC Batch: 874382
QC Batch Method: EPA 300.0 Rev 2.1 1993
Analysis Method: EPA 300.0 Rev 2.1 1993
Analysis Description: 300.0 IC Anions
Laboratory: Pace Analytical Services - Asheville
Associated Lab Samples: 92746292006, 92746292007, 92746292008

METHOD BLANK: 4504498 Matrix: Water
Associated Lab Samples: 92746292006, 92746292007, 92746292008

Parameter	Units	Blank Result	Reporting Limit	MDL	Analyzed	Qualifiers
Chloride	mg/L	ND	1.0	0.60	08/08/24 22:14	
Fluoride	mg/L	ND	0.10	0.050	08/08/24 22:14	
Sulfate	mg/L	ND	1.0	0.50	08/08/24 22:14	

LABORATORY CONTROL SAMPLE: 4504499

Parameter	Units	Spike Conc.	LCS Result	LCS % Rec	% Rec Limits	Qualifiers
Chloride	mg/L	50	51.3	103	90-110	
Fluoride	mg/L	2.5	2.6	104	90-110	
Sulfate	mg/L	50	51.2	102	90-110	

MATRIX SPIKE & MATRIX SPIKE DUPLICATE: 4504500 4504501

Parameter	Units	92746292006 Result	MS Spike Conc.	MSD Spike Conc.	MS Result	MSD Result	MS % Rec	MSD % Rec	% Rec Limits	RPD	Max RPD	Qual
Chloride	mg/L	8.7	50	50	59.5	60.3	102	103	90-110	1	10	
Fluoride	mg/L	0.11	2.5	2.5	2.6	2.7	101	103	90-110	2	10	
Sulfate	mg/L	49.4	50	50	87.3	85.9	76	73	90-110	2	10	M1

MATRIX SPIKE & MATRIX SPIKE DUPLICATE: 4504502 4504503

Parameter	Units	92746434001 Result	MS Spike Conc.	MSD Spike Conc.	MS Result	MSD Result	MS % Rec	MSD % Rec	% Rec Limits	RPD	Max RPD	Qual
Chloride	mg/L	5.7	50	50	56.6	57.6	102	104	90-110	2	10	
Fluoride	mg/L	0.053J	2.5	2.5	2.7	2.8	105	109	90-110	3	10	
Sulfate	mg/L	ND	50	50	50.5	51.6	100	102	90-110	2	10	

Results presented on this page are in the units indicated by the "Units" column except where an alternate unit is presented to the right of the result.

This report shall not be reproduced, except in full,
without the written consent of Pace Analytical Services, LLC.

Pace Analytical Services, LLC
9800 Kincey Ave. Suite 100
Huntersville, NC 28078
(704)875-9092

QUALIFIERS

Project: Plant Hammond Pooled Upgradien
Pace Project No.: 92746292

DEFINITIONS

DF - Dilution Factor, if reported, represents the factor applied to the reported data due to dilution of the sample aliquot.

ND - Not Detected at or above adjusted reporting limit.

TNTC - Too Numerous To Count

J - Estimated concentration above the adjusted method detection limit and below the adjusted reporting limit.

MDL - Adjusted Method Detection Limit.

PQL - Practical Quantitation Limit.

RL - Reporting Limit - The lowest concentration value that meets project requirements for quantitative data with known precision and bias for a specific analyte in a specific matrix.

S - Surrogate

1,2-Diphenylhydrazine decomposes to and cannot be separated from Azobenzene using Method 8270. The result for each analyte is a combined concentration.

Consistent with EPA guidelines, unrounded data are displayed and have been used to calculate % recovery and RPD values.

LCS(D) - Laboratory Control Sample (Duplicate)

MS(D) - Matrix Spike (Duplicate)

DUP - Sample Duplicate

RPD - Relative Percent Difference

NC - Not Calculable.

SG - Silica Gel - Clean-Up

U - Indicates the compound was analyzed for, but not detected.

Acid preservation may not be appropriate for 2 Chloroethylvinyl ether.

A separate vial preserved to a pH of 4-5 is recommended in SW846 Chapter 4 for the analysis of Acrolein and Acrylonitrile by EPA Method 8260.

N-Nitrosodiphenylamine decomposes and cannot be separated from Diphenylamine using Method 8270. The result reported for each analyte is a combined concentration.

Reported results are not rounded until the final step prior to reporting. Therefore, calculated parameters that are typically reported as "Total" may vary slightly from the sum of the reported component parameters.

Pace Analytical is TNI accredited. Contact your Pace PM for the current list of accredited analytes.

TNI - The NELAC Institute.

ANALYTE QUALIFIERS

D6	The precision between the sample and sample duplicate exceeded laboratory control limits.
M1	Matrix spike recovery exceeded QC limits. Batch accepted based on laboratory control sample (LCS) recovery.
R1	RPD value was outside control limits.

This report shall not be reproduced, except in full,
without the written consent of Pace Analytical Services, LLC.

Pace Analytical Services, LLC
9800 Kincey Ave. Suite 100
Huntersville, NC 28078
(704)875-9092

QUALITY CONTROL DATA CROSS REFERENCE TABLE

Project: Plant Hammond Pooled Upgradien
Pace Project No.: 92746292

Lab ID	Sample ID	QC Batch Method	QC Batch	Analytical Method	Analytical Batch
92746292001	**HAM-HGWA-43D**	EPA 3010A	874538	EPA 6010D	874645
92746292002	**HAM-HGWA-44D**	EPA 3010A	874538	EPA 6010D	874645
92746292003	**HAM-UGRD-FD-01**	EPA 3010A	874768	EPA 6010D	874814
92746292004	**HAM-UGRD-EB-01**	EPA 3010A	874768	EPA 6010D	874814
92746292005	**HAM-UGRD-FB-01**	EPA 3010A	874768	EPA 6010D	874814
92746292006	**HAM-HGWA-1**	EPA 3010A	874768	EPA 6010D	874814
92746292007	**HAM-HGWA-2**	EPA 3010A	874768	EPA 6010D	874814
92746292008	**HAM-HGWA-3**	EPA 3010A	874768	EPA 6010D	874814
92746292001	**HAM-HGWA-43D**	EPA 3005A	874205	EPA 6020B	874325
92746292002	**HAM-HGWA-44D**	EPA 3005A	874205	EPA 6020B	874325
92746292003	**HAM-UGRD-FD-01**	EPA 3005A	874205	EPA 6020B	874325
92746292004	**HAM-UGRD-EB-01**	EPA 3005A	874205	EPA 6020B	874325
92746292005	**HAM-UGRD-FB-01**	EPA 3005A	874205	EPA 6020B	874325
92746292006	**HAM-HGWA-1**	EPA 3005A	874205	EPA 6020B	874325
92746292007	**HAM-HGWA-2**	EPA 3005A	874205	EPA 6020B	874325
92746292008	**HAM-HGWA-3**	EPA 3005A	874205	EPA 6020B	874325
92746292001	**HAM-HGWA-43D**	EPA 7470A	874947	EPA 7470A	875009
92746292002	**HAM-HGWA-44D**	EPA 7470A	874947	EPA 7470A	875009
92746292003	**HAM-UGRD-FD-01**	EPA 7470A	874947	EPA 7470A	875009
92746292004	**HAM-UGRD-EB-01**	EPA 7470A	874947	EPA 7470A	875009
92746292005	**HAM-UGRD-FB-01**	EPA 7470A	874947	EPA 7470A	875009
92746292006	**HAM-HGWA-1**	EPA 7470A	874947	EPA 7470A	875009
92746292007	**HAM-HGWA-2**	EPA 7470A	874947	EPA 7470A	875009
92746292008	**HAM-HGWA-3**	EPA 7470A	874947	EPA 7470A	875009
92746292001	**HAM-HGWA-43D**	SM 2540C-2015	874243		
92746292002	**HAM-HGWA-44D**	SM 2540C-2015	874243		
92746292003	**HAM-UGRD-FD-01**	SM 2540C-2015	874243		
92746292004	**HAM-UGRD-EB-01**	SM 2540C-2015	874243		
92746292005	**HAM-UGRD-FB-01**	SM 2540C-2015	874243		
92746292006	**HAM-HGWA-1**	SM 2540C-2015	874221		
92746292007	**HAM-HGWA-2**	SM 2540C-2015	874221		
92746292008	**HAM-HGWA-3**	SM 2540C-2015	874221		
92746292001	**HAM-HGWA-43D**	EPA 300.0 Rev 2.1 1993	874380		
92746292002	**HAM-HGWA-44D**	EPA 300.0 Rev 2.1 1993	874380		
92746292003	**HAM-UGRD-FD-01**	EPA 300.0 Rev 2.1 1993	874380		
92746292004	**HAM-UGRD-EB-01**	EPA 300.0 Rev 2.1 1993	874380		
92746292005	**HAM-UGRD-FB-01**	EPA 300.0 Rev 2.1 1993	874380		
92746292006	**HAM-HGWA-1**	EPA 300.0 Rev 2.1 1993	874382		
92746292007	**HAM-HGWA-2**	EPA 300.0 Rev 2.1 1993	874382		
92746292008	**HAM-HGWA-3**	EPA 300.0 Rev 2.1 1993	874382		

This report shall not be reproduced, except in full,
without the written consent of Pace Analytical Services, LLC.

Pace	DC#_Title: ENV-FRM-HUN1-0083 v05_Sample Condition Upon Receipt
	Effective Date: 05/24/2024

Laboratory receiving samples:
Asheville ☐ Eden ☐ Greenwood ☐ Huntersville ☐ Raleigh ☐ Mechanicsville ☐ Atlanta ☑ Kernersville ☐

Sample Condition Upon Receipt

WO# : 92746292
92746292

Client Name: GA Power

Project #:

Courier: ☐ Commercial ☐ Fed Ex ☑ Pace ☐ UPS ☐ USPS ☐ Other:____ ☐ Client

Custody Seal Present? ☐ Yes ☑ No Seals Intact? ☐ Yes ☐ No ☑ N/A

Date/Initials Person Examining Contents: 8/17/24 CSY

Packing Material: ☐ Bubble Wrap ☐ Bubble Bags ☑ None ☐ Other

Biological Tissue Frozen? ☐ Yes ☐ No ☑ N/A

Thermometer: ☐ IR Gun ID: 230

Type of Ice: ☑ Wet ☐ Blue ☐ None

Cooler Temp: 2.3 Correction Factor: Add/Subtract (°C) 2.3

Cooler Temp Corrected (°C): 2.3

Temp should be above freezing to 6°C
☐ Samples out of temp criteria. Samples on ice, cooling process has begun

USDA Regulated Soil (☐ N/A, water sample)
Did samples originate in a quarantine zone within the United States: CA, NY, or SC (check maps)? ☐ Yes ☐ No

Did samples originate from a foreign source (internationally, including Hawaii and Puerto Rico)? ☐ Yes ☐ No

				Comments/Discrepancy:
Chain of Custody Present?	☑ Yes	☐ No	☐ N/A	1.
Samples Arrived within Hold Time?	☑ Yes	☐ No	☐ N/A	2.
Short Hold Time Analysis (<72 hr.)?	☐ Yes	☑ No	☐ N/A	3.
Rush Turn Around Time Requested?	☐ Yes	☑ No	☐ N/A	4.
Sufficient Volume?	☑ Yes	☐ No	☐ N/A	5.
Correct Containers Used?	☑ Yes	☐ No	☐ N/A	6.
-Pace Containers Used?	☑ Yes	☐ No	☐ N/A	
Containers Intact?	☑ Yes	☐ No	☐ N/A	7.
Dissolved analysis: Samples Field Filtered?	☐ Yes	☐ No	☑ N/A	8.
Sample Labels Match COC? -Includes Date/Time/ID/Analysis Matrix: W	☑ Yes	☐ No	☐ N/A	9.
Headspace in VOA Vials (>5-6mm)?	☐ Yes	☐ No	☑ N/A	10.
Trip Blank Present?	☐ Yes	☐ No	☑ N/A	11.
Trip Blank Custody Seals Present?	☐ Yes	☐ No	☑ N/A	

COMMENTS/SAMPLE DISCREPANCY

Field Data Required? ☐ Yes ☐ No

Lot ID of split containers:

CLIENT NOTIFICATION/RESOLUTION

Person contacted: Date/Time:

Project Manager SCURF Review: Date:

Project Manager SRF Review: Date:

Pace

DC#_Title: ENV-FRM-HUN1-0083 v05_Sample Condition Upon Receipt

Effective Date: 05/24/2024

WO# : 92746292

Project #

PM: BV Due Date: 08/21/24

CLIENT: 92- GP-HAM

*Check mark top half of box if pH and/or dechlorination is verified and within the acceptance range for preservation samples.

Exceptions: VOA, Coliform, TOC, Oil and Grease, DRO/8015 (water) DOC, LLHg

**Bottom half of box is to list number of bottles

***Check all unpreserved Nitrates for chlorine

Laboratory Receiving Location: Asheville ☐ Eden ☐ Greenwood ☐ Huntersville ☐ Raleigh ☐ Mechanicsville ☐ Atlanta ☐ Kernersville ☐

Client_____ Profile/EZ (Circle one)_____ Notes_____

Item#	BP4U-125 mL Plastic Unpreserved (N/A) (Cl-)	BP3U-250 mL Plastic Unpreserved (N/A)	BP2U-500 mL Plastic Unpreserved (N/A)	BP1U-1 liter Plastic Unpreserved (N/A)	RPM	BP4S-125 mL Plastic H2SO4 (pH < 2) (Cl-)	BP3N-250 mL plastic HNO3 (pH < 2)	BP4Z-125 mL Plastic ZN Acetate & NaOH (>9)	BP4B-125 mL Plastic NaOH (pH > 12) (Cl-)	WGFU-Wide-mouthed Glass Jar Unpreserved	AG1U-1 liter Amber Unpreserved (N/A) (Cl-)	AG1H-1 liter Amber HCl (pH < 2)	AG3U-250 mL Amber Unpreserved (N/A) (Cl-)	AG1S-1 liter Amber H2SO4 (pH < 2)	AG3S-250 mL Amber H2SO4 (pH < 2)	DG94-40 mL Amber NH4Cl (N/A)(Cl-)	DG9H-40 mL VOA HCl (N/A)	VG9T-40 mL VOA Na2S2O3 (N/A)	VG9U-40 mL VOA Unpreserved (N/A)	DG9V-40 mL VQA H3PO4 (N/A)	KP7U-50 mL Plastic Unpreserved (N/A)	V/GK (3 vials per kit)-VPH/Gas kit (N/A)	SPST-125 mL Sterile Plastic (N/A – lab)	SP2T-250 mL Sterile Plastic (N/A – lab)		BP3R-250 mL Plastic (NH2)2SO4 (9.3-9.7)	AG0U-100 mL Amber Unpreserved (N/A) (Cl-)	VSGU-20 mL Scintillation vials (N/A)	DG9U-40 mL Amber Unpreserved vials (N/A)
CC																													
1		1	1		2✓		1✓																						
2		1	1		2✓		1✓																						
3		1	1		2✓		1✓																						
4		1	1		2✓		1✓																						
5		1	1		2✓		1✓																						
6		1	1		2✓		1✓																						
7		1	1		2✓		1✓																						
8		1	1		2✓		1✓																						
9																													
10																													
11																													
12																													

pH Adjustment Log for Preserved Samples

Sample ID	Type of Preservative	pH upon receipt	Date preservation adjusted	Time preservation adjusted	Amount of Preservative added	Lot #

Note: Whenever there is a discrepancy affecting North Carolina compliance samples, a copy of this form will be sent to the North Carolina DENR Certification Office (i.e. Out of hold, incorrect preservative, out of temp, incorrect containers.

Pace Analytical
www.pacelabs.com

CHAIN-OF-CUSTODY / Analytical Request Document

The Chain-of-Custody is a LEGAL DOCUMENT. All relevant fields must be completed accurately.

Page: 1 of 1

Section A Required Client Information:

Company:	GA Power
Address:	Atlanta, GA
Email To:	SCS Contacts
Phone:	Fax:
Requested Due Date/TAT:	10 Day

Section B Required Project Information:

Report To:	SCS Contacts
Copy To:	Geosyntec Contacts
Purchase Order No.:	
Project Name:	Plant Hammond Pooled Upgradient
Project Number:	GW6581E

Section C Invoice Information:

Attention:	Southern Co.
Company Name:	
Address:	
Pace Quote Reference:	
Pace Project Manager:	Bonnie Vang
Pace Profile #:	10839

REGULATORY AGENCY

☐ NPDES ☐ GROUND WATER ☐ DRINKING WATER
☐ UST ☐ RCRA ☑ OTHER CCR

Site Location STATE: GA

Section D Required Client Information

Valid Matrix Codes: MATRIX / CODE — DRINKING WATER, WATER, WASTE WATER, PRODUCT, SOIL/SOLID, OIL, WIPE, AIR, OTHER, TISSUE

SAMPLE ID (A-Z, 0-9 / ,-) Sample IDs MUST BE UNIQUE

Requested Analysis Filtered (Y/N)

ITEM #	SAMPLE ID	MATRIX CODE (see valid codes to left)	SAMPLE TYPE (G=GRAB C=COMP)	COLLECTED COMPOSITE START DATE	COLLECTED COMPOSITE START TIME	COLLECTED COMPOSITE END/GRAB DATE	COLLECTED COMPOSITE END/GRAB TIME	SAMPLE TEMP AT COLLECTION	# OF CONTAINERS	Preservatives: Unpreserved	H_2SO_4	HNO_3	HCl	NaOH	$Na_2S_2O_3$	Methanol	Other	Analysis Test Y/N	Chloride, Fluoride, Sulfate (N)	Full App. III and IV metals (N)	RAD 226/228 (N)	TDS (N)	Residual Chlorine (Y/N)	Pace Project No./ Lab I.D. 92746292
1	HAM-HGWA-43D	WG	G	8/6/24	10:07			19	5	2		3							X	X	X	X	N	001
2	HAM-HGWA-44D	WG	G	8/6/24	10:03			19	5	2		3							X	X	X	X	N	002
3	HAM-UGRD-FD-01	WG	G	8/6/24	0:00			19	5	2		3							X	X	X	X	N	003
4	HAM-UGRD-EB-01	WG	G	08/06/24	17:15				5	2		3							X	X	X	X	N	004
5	HAM-UGRD-FB-01	WG	G	8/6/24	17:10	TK 8.6.24			5	2		3							X	X	X	X	N	005 last sample
6																								
7																								
8																								
9					TK 8.6.24																			
10																								
11																								
12																								

ADDITIONAL COMMENTS	RELINQUISHED BY / AFFILIATION	DATE	TIME	ACCEPTED BY / AFFILIATION	DATE	TIME	SAMPLE CONDITIONS
Task Code: HAM-CCR-ASSMT-2024S2	Thomas Kessler / Geosyntec	08/07/2024	1225	Ryan Williams / Pace	8/7/2024	1225	
	Ryan Williams / Pace	9/7/2024	1505	[illegible] / [illegible]	8/7/24	1505	

SAMPLER NAME AND SIGNATURE

PRINT Name of SAMPLER: T. Kessler, 210666 / Geosyntec Consultants, Inc.

SIGNATURE of SAMPLER: [signature]

DATE Signed (MM/DD/YY): 08/06/2024

Temp in °C | Received on Ice (Y/N) | Custody Sealed Cooler (Y/N) | Samples Intact (Y/N)

Important Note: By signing this form you are accepting PACE's NET 30 day payment terms and agreeing to late charges of 1.5% per month for any invoices not paid within 30 days.

F-ALL-Q-020rev.07, 15-Feb-2007

Pace Analytical
www.pacelabs.com

CHAIN-OF-CUSTODY / Analytical Request Document

The Chain-of-Custody is a LEGAL DOCUMENT. All relevant fields must be completed accurately.

Page: 1 of 1

Section A
Required Client Information:

Company:	GA Power
Address:	Atlanta, GA
Email To:	SCS Contacts
Phone:	Fax:
Requested Due Date/TAT:	10 Day

Section B
Required Project Information:

Report To:	SCS Contacts
Copy To:	Geosyntec Contacts
Purchase Order No.:	
Project Name:	Plant Hammond Pooled Upgradient
Project Number:	GW6581E

Section C
Invoice Information:

Attention:	Southern Co.
Company Name:	
Address:	
Pace Quote Reference:	
Pace Project Manager:	Bonnie Vang
Pace Profile #:	10839

REGULATORY AGENCY

☐ NPDES ☐ GROUND WATER ☐ DRINKING WATER
☐ UST ☐ RCRA ☑ OTHER CCR

Site Location STATE: GA

Section D
Required Client Information

Valid Matrix Codes

MATRIX	CODE
DRINKING WATER	DW
WATER	WT
WASTE WATER	WW
PRODUCT	P
SOIL/SOLID	SL
OIL	OL
WIPE	WP
AIR	AIR
OTHER	OT
TISSUE	TS

SAMPLE ID
(A-Z, 0-9 / ,-)
Sample IDs MUST BE UNIQUE

Requested Analysis Filtered (Y/N)

ITEM #	SAMPLE ID	MATRIX CODE (see valid codes to left)	SAMPLE TYPE (G=GRAB C=COMP)	COLLECTED COMPOSITE DATE	COLLECTED COMPOSITE TIME	COLLECTED COMPOSITE DATE	COLLECTED COMPOSITE TIME	SAMPLE TEMP AT COLLECTION	# OF CONTAINERS	Unpreserved	H_2SO_4	HNO_3	HCl	NaOH	$Na_2S_2O_3$	Methanol	Other	Analysis Test Y/N	Chloride, Fluoride, Sulfate	Full App. III and IV metals	RAD 226/228	TDS	Residual Chlorine (Y/N)	Pace Project No./ Lab I.D.
1	HAM-HGWA-1	WG	G	8/5/24	16:37			19	5	2		3							X	X	X	X	N	WG
2	HAM-HGWA-2	WG	G	8/5/24	16:30			21	5	2		3							X	X	X	X	N	WG
3	HAM-HGWA-3	WG	G	8/5/24	16:33			20	5	2		3							X	X	X	X	N	WG
4																								
5																								
6																								
7																								
8	TK 8/5/24					TK 8/5/24															TK 8/5/24			
9																								
10																								
11																								
12																								

ADDITIONAL COMMENTS	RELINQUISHED BY / AFFILIATION	DATE	TIME	ACCEPTED BY / AFFILIATION	DATE	TIME
Task Code: HAM-CCR-ASSMT-2024S2	Thomas Kessler	08/07/2024	1225	Ryan Williams / Pace	8/7/2024	1225
	Ryan Williams / Pace	8/7/2024	1505	[signature]	8/7/24	1505

SAMPLE CONDITIONS: Temp in °C | Received on Ice (Y/N) | Custody Sealed Cooler (Y/N) | Samples Intact (Y/N)

SAMPLER NAME AND SIGNATURE

PRINT Name of SAMPLER: T. Kessler, Z. Webb / Geosyntec Consultants, Inc.

SIGNATURE of SAMPLER: [signature] DATE Signed (MM/DD/YY): 08/08/24

Pace Analytical Services, LLC
9800 Kincey Ave. Suite 100
Huntersville, NC 28078
(704)875-9092

September 03, 2024

Kristen Jurinko
Southern Company
241 Ralph McGill Blvd NE
Bin 10160
Atlanta, GA 30308

RE: Project: Plant Hammond Pooled Upgr-RADs
Pace Project No.: 92746297

Dear Kristen Jurinko:

Enclosed are the analytical results for sample(s) received by the laboratory on August 07, 2024. The results relate only to the samples included in this report. Results reported herein conform to the applicable TNI/NELAC Standards and the laboratory's Quality Manual, where applicable, unless otherwise noted in the body of the report.

The test results provided in this final report were generated by each of the following laboratories within the Pace Network:

- Pace Analytical Services - Greensburg

If you have any questions concerning this report, please feel free to contact me.

Sincerely,

Bonnie Vang

Bonnie Vang
bonnie.vang@pacelabs.com
704-977-0968
Project Manager

Enclosures

cc: Kip Gray, Geosyntec
Christine Hug, Geosyntec Consultants, Inc.
Thomas Kessler, Geosyntec Consultants
Whitney Law, Geosyntec Consultants
Laura Midkiff, Southern Company
Caroline Nelson, Geosyntec Consultants, Inc
Jamie Newsome, Geosyntec Consultants
Zain Webb, Geosyntec Consultants

REPORT OF LABORATORY ANALYSIS

This report shall not be reproduced, except in full,
without the written consent of Pace Analytical Services, LLC.

Pace Analytical Services, LLC
9800 Kincey Ave. Suite 100
Huntersville, NC 28078
(704)875-9092

CERTIFICATIONS

Project: Plant Hammond Pooled Upgr-RADs
Pace Project No.: 92746297

Pace Analytical Services Pennsylvania
1638 Roseytown Rd Suites 2,3&4, Greensburg, PA 15601
ANAB DOD-ELAP Rad Accreditation #: L2417
ANABISO/IEC 17025:2017 Rad Cert#: L24170
Alabama Certification #: 41590
Arizona Certification #: AZ0734
Arkansas Certification
California Certification #: 2950
Colorado Certification #: PA01547
Connecticut Certification #: PH-0694
EPA Region 4 DW Rad
Florida/TNI Certification #: E87683
Georgia Certification #: C040
Guam Certification
Hawaii Certification
Idaho Certification
Illinois Certification
Indiana Certification
Iowa Certification #: 391
Kansas Certification #: E-10358
Kentucky Certification #: KY90133
KY WW Permit #: KY0098221
KY WW Permit #: KY0000221
Louisiana DHH/TNI Certification #: LA010
Louisiana DEQ/TNI Certification #: 04086
Maine Certification #: 2023021
Maryland Certification #: 308
Massachusetts Certification #: M-PA1457
Michigan/PADEP Certification #: 9991
Missouri Certification #: 235
Montana Certification #: Cert0082
Nebraska Certification #: NE-OS-29-14
Nevada Certification #: PA014572023-03
New Hampshire/TNI Certification #: 297622
New Jersey/TNI Certification #: PA051
New Mexico Certification #: PA01457
New York/TNI Certification #: 10888
North Carolina Certification #: 42706
North Dakota Certification #: R-190
Ohio EPA Rad Approval: #41249
Oregon/TNI Certification #: PA200002-015
Pennsylvania/TNI Certification #: 65-00282
Puerto Rico Certification #: PA01457
Rhode Island Certification #: 65-00282
South Dakota Certification
Tennessee Certification #: TN02867
Texas/TNI Certification #: T104704188-22-18
Utah/TNI Certification #: PA014572223-14
USDA Soil Permit #: 525-23-67-77263
Vermont Dept. of Health: ID# VT-0282
Virgin Island/PADEP Certification
Virginia/VELAP Certification #: 460198
Washington Certification #: C868
West Virginia DEP Certification #: 143
West Virginia DHHR Certification #: 9964C
Wisconsin Approve List for Rad

This report shall not be reproduced, except in full,
without the written consent of Pace Analytical Services, LLC.

Pace Analytical Services, LLC
9800 Kincey Ave. Suite 100
Huntersville, NC 28078
(704)875-9092

SAMPLE SUMMARY

Project: Plant Hammond Pooled Upgr-RADs
Pace Project No.: 92746297

Lab ID	Sample ID	Matrix	Date Collected	Date Received
92746297001	**HAM-HGWA-43D**	Water	08/06/24 10:07	08/07/24 12:25
92746297002	**HAM-HGWA-44D**	Water	08/06/24 10:03	08/07/24 12:25
92746297003	**HAM-UGRD-FD-01**	Water	08/06/24 00:00	08/07/24 12:25
92746297004	**HAM-UGRD-EB-01**	Water	08/06/24 17:15	08/07/24 12:25
92746297005	**HAM-UGRD-FB-01**	Water	08/06/24 17:10	08/07/24 12:25
92746297006	**HAM-HGWA-1**	Water	08/05/24 16:37	08/07/24 12:25
92746297007	**HAM-HGWA-2**	Water	08/05/24 16:30	08/07/24 12:25
92746297008	**HAM-HGWA-3**	Water	08/05/24 16:33	08/07/24 12:25

This report shall not be reproduced, except in full,
without the written consent of Pace Analytical Services, LLC.

Pace Analytical Services, LLC
9800 Kincey Ave. Suite 100
Huntersville, NC 28078
(704)875-9092

SAMPLE ANALYTE COUNT

Project: Plant Hammond Pooled Upgr-RADs
Pace Project No.: 92746297

Lab ID	Sample ID	Method	Analysts	Analytes Reported	Laboratory
92746297001	**HAM-HGWA-43D**	EPA 9315	SLC	1	PASI-PA
		EPA 9320	JJS1	1	PASI-PA
		Total Radium Calculation	JAL	1	PASI-PA
92746297002	**HAM-HGWA-44D**	EPA 9315	SLC	1	PASI-PA
		EPA 9320	JJS1	1	PASI-PA
		Total Radium Calculation	JAL	1	PASI-PA
92746297003	**HAM-UGRD-FD-01**	EPA 9315	SLC	1	PASI-PA
		EPA 9320	JJS1	1	PASI-PA
		Total Radium Calculation	JAL	1	PASI-PA
92746297004	**HAM-UGRD-EB-01**	EPA 9315	SLC	1	PASI-PA
		EPA 9320	JJS1	1	PASI-PA
		Total Radium Calculation	JAL	1	PASI-PA
92746297005	**HAM-UGRD-FB-01**	EPA 9315	SLC	1	PASI-PA
		EPA 9320	JJS1	1	PASI-PA
		Total Radium Calculation	JAL	1	PASI-PA
92746297006	**HAM-HGWA-1**	EPA 9315	SLC	1	PASI-PA
		EPA 9320	JJS1	1	PASI-PA
		Total Radium Calculation	JAL	1	PASI-PA
92746297007	**HAM-HGWA-2**	EPA 9315	SLC	1	PASI-PA
		EPA 9320	JJS1	1	PASI-PA
		Total Radium Calculation	JAL	1	PASI-PA
92746297008	**HAM-HGWA-3**	EPA 9315	SLC	1	PASI-PA
		EPA 9320	JJS1	1	PASI-PA
		Total Radium Calculation	JAL	1	PASI-PA

PASI-PA = Pace Analytical Services - Greensburg

This report shall not be reproduced, except in full,
without the written consent of Pace Analytical Services, LLC.

Pace Analytical Services, LLC
9800 Kincey Ave. Suite 100
Huntersville, NC 28078
(704)875-9092

SUMMARY OF DETECTION

Project: Plant Hammond Pooled Upgr-RADs
Pace Project No.: 92746297

Lab Sample ID Method	Client Sample ID Parameters	Result	Units	Report Limit	Analyzed	Qualifiers
92746297001	**HAM-HGWA-43D**					
EPA 9315	Radium-226	0.144U ± 0.222 (0.494) C:94% T:NA	pCi/L		08/29/24 08:40	
EPA 9320	Radium-228	0.530U ± 0.342 (0.643) C:79% T:92%	pCi/L		08/26/24 11:33	
Total Radium Calculation	Total Radium	0.674U ± 0.564 (1.14)	pCi/L		08/30/24 12:31	
92746297002	**HAM-HGWA-44D**					
EPA 9315	Radium-226	0.449 ± 0.235 (0.321) C:97% T:NA	pCi/L		08/29/24 08:39	
EPA 9320	Radium-228	0.0799U ± 0.269 (0.609) C:85% T:91%	pCi/L		08/26/24 11:34	
Total Radium Calculation	Total Radium	0.529U ± 0.504 (0.930)	pCi/L		08/30/24 12:31	
92746297003	**HAM-UGRD-FD-01**					
EPA 9315	Radium-226	0.339U ± 0.235 (0.400) C:94% T:NA	pCi/L		08/29/24 08:40	
EPA 9320	Radium-228	0.746 ± 0.389 (0.669) C:77% T:88%	pCi/L		08/26/24 11:34	
Total Radium Calculation	Total Radium	1.09 ± 0.624 (1.07)	pCi/L		08/30/24 12:31	
92746297004	**HAM-UGRD-EB-01**					
EPA 9315	Radium-226	0.129U ± 0.176 (0.378) C:97% T:NA	pCi/L		08/29/24 08:40	
EPA 9320	Radium-228	0.709 ± 0.342 (0.572) C:82% T:92%	pCi/L		08/26/24 11:34	
Total Radium Calculation	Total Radium	0.838U ± 0.518 (0.950)	pCi/L		08/30/24 12:32	

This report shall not be reproduced, except in full,
without the written consent of Pace Analytical Services, LLC.

Pace Analytical Services, LLC
9800 Kincey Ave. Suite 100
Huntersville, NC 28078
(704)875-9092

SUMMARY OF DETECTION

Project: Plant Hammond Pooled Upgr-RADs
Pace Project No.: 92746297

Lab Sample ID Method	Client Sample ID Parameters	Result	Units	Report Limit	Analyzed	Qualifiers
92746297005	**HAM-UGRD-FB-01**					
EPA 9315	Radium-226	0.223U ± 0.215 (0.424) C:93% T:NA	pCi/L		08/29/24 08:40	
EPA 9320	Radium-228	0.0533U ± 0.296 (0.680) C:83% T:88%	pCi/L		08/26/24 11:34	
Total Radium Calculation	Total Radium	0.276U ± 0.511 (1.10)	pCi/L		08/30/24 12:32	
92746297006	**HAM-HGWA-1**					
EPA 9315	Radium-226	0.161U ± 0.191 (0.397) C:93% T:NA	pCi/L		08/29/24 08:40	
EPA 9320	Radium-228	0.479U ± 0.354 (0.682) C:80% T:84%	pCi/L		08/26/24 11:34	
Total Radium Calculation	Total Radium	0.640U ± 0.545 (1.08)	pCi/L		08/30/24 12:32	
92746297007	**HAM-HGWA-2**					
EPA 9315	Radium-226	0.174U ± 0.194 (0.394) C:92% T:NA	pCi/L		08/29/24 08:40	
EPA 9320	Radium-228	1.10 ± 0.429 (0.641) C:81% T:87%	pCi/L		08/26/24 11:34	
Total Radium Calculation	Total Radium	1.27 ± 0.623 (1.04)	pCi/L		08/30/24 12:32	
92746297008	**HAM-HGWA-3**					
EPA 9315	Radium-226	0.000251U ± 0.162 (0.437) C:91% T:NA	pCi/L		08/29/24 08:41	
EPA 9320	Radium-228	0.371U ± 0.327 (0.657) C:80% T:85%	pCi/L		08/26/24 11:34	
Total Radium Calculation	Total Radium	0.371U ± 0.489 (1.09)	pCi/L		08/30/24 12:32	

This report shall not be reproduced, except in full,
without the written consent of Pace Analytical Services, LLC.

Pace Analytical Services, LLC
9800 Kincey Ave. Suite 100
Huntersville, NC 28078
(704)875-9092

ANALYTICAL RESULTS - RADIOCHEMISTRY

Project: Plant Hammond Pooled Upgr-RADs
Pace Project No.: 92746297

Sample: HAM-HGWA-43D **Lab ID: 92746297001** Collected: 08/06/24 10:07 Received: 08/07/24 12:25 Matrix: Water
PWS: Site ID: Sample Type:

Comments: • The sampler's name and signature were not listed on the COC.
• Upon receipt at the laboratory, 5.0 mls of nitric acid were added to sample 006 (2/2)to meet the sample preservation requirement of pH <2 for radiochemistry analysis, where the method requires preservation, in wastewater. The samples were not preserved pH < 2 within 15 minutes of collection (40CFR136).

Parameters	Method	Act ± Unc (MDC) Carr Trac	Units	Analyzed	CAS No.	Qual
	Pace Analytical Services - Greensburg					
Radium-226	EPA 9315	**0.144U ± 0.222 (0.494) C:94% T:NA**	pCi/L	08/29/24 08:40	13982-63-3	
	Pace Analytical Services - Greensburg					
Radium-228	EPA 9320	**0.530U ± 0.342 (0.643) C:79% T:92%**	pCi/L	08/26/24 11:33	15262-20-1	
	Pace Analytical Services - Greensburg					
Total Radium	Total Radium Calculation	**0.674U ± 0.564 (1.14)**	pCi/L	08/30/24 12:31	7440-14-4	

This report shall not be reproduced, except in full,
without the written consent of Pace Analytical Services, LLC.

Pace Analytical Services, LLC
9800 Kincey Ave. Suite 100
Huntersville, NC 28078
(704)875-9092

ANALYTICAL RESULTS - RADIOCHEMISTRY

Project: Plant Hammond Pooled Upgr-RADs
Pace Project No.: 92746297

Sample: HAM-HGWA-44D **Lab ID: 92746297002** Collected: 08/06/24 10:03 Received: 08/07/24 12:25 Matrix: Water
PWS: Site ID: Sample Type:

Parameters	Method	Act ± Unc (MDC) Carr Trac	Units	Analyzed	CAS No.	Qual
	Pace Analytical Services - Greensburg					
Radium-226	EPA 9315	**0.449 ± 0.235 (0.321) C:97% T:NA**	pCi/L	08/29/24 08:39	13982-63-3	
	Pace Analytical Services - Greensburg					
Radium-228	EPA 9320	**0.0799U ± 0.269 (0.609) C:85% T:91%**	pCi/L	08/26/24 11:34	15262-20-1	
	Pace Analytical Services - Greensburg					
Total Radium	Total Radium Calculation	**0.529U ± 0.504 (0.930)**	pCi/L	08/30/24 12:31	7440-14-4	

This report shall not be reproduced, except in full,
without the written consent of Pace Analytical Services, LLC.

Pace Analytical Services, LLC
9800 Kincey Ave. Suite 100
Huntersville, NC 28078
(704)875-9092

ANALYTICAL RESULTS - RADIOCHEMISTRY

Project: Plant Hammond Pooled Upgr-RADs
Pace Project No.: 92746297

Sample: HAM-UGRD-FD-01 **Lab ID: 92746297003** Collected: 08/06/24 00:00 Received: 08/07/24 12:25 Matrix: Water
PWS: Site ID: Sample Type:

Parameters	Method	Act ± Unc (MDC) Carr Trac	Units	Analyzed	CAS No.	Qual
	Pace Analytical Services - Greensburg					
Radium-226	EPA 9315	**0.339U ± 0.235 (0.400) C:94% T:NA**	pCi/L	08/29/24 08:40	13982-63-3	
	Pace Analytical Services - Greensburg					
Radium-228	EPA 9320	**0.746 ± 0.389 (0.669) C:77% T:88%**	pCi/L	08/26/24 11:34	15262-20-1	
	Pace Analytical Services - Greensburg					
Total Radium	Total Radium Calculation	**1.09 ± 0.624 (1.07)**	pCi/L	08/30/24 12:31	7440-14-4	

This report shall not be reproduced, except in full,
without the written consent of Pace Analytical Services, LLC.

Pace Analytical Services, LLC
9800 Kincey Ave. Suite 100
Huntersville, NC 28078
(704)875-9092

ANALYTICAL RESULTS - RADIOCHEMISTRY

Project: Plant Hammond Pooled Upgr-RADs
Pace Project No.: 92746297

Sample: HAM-UGRD-EB-01 **Lab ID: 92746297004** Collected: 08/06/24 17:15 Received: 08/07/24 12:25 Matrix: Water
PWS: Site ID: Sample Type:

Parameters	Method	Act ± Unc (MDC) Carr Trac	Units	Analyzed	CAS No.	Qual
	Pace Analytical Services - Greensburg					
Radium-226	EPA 9315	**0.129U ± 0.176 (0.378) C:97% T:NA**	pCi/L	08/29/24 08:40	13982-63-3	
	Pace Analytical Services - Greensburg					
Radium-228	EPA 9320	**0.709 ± 0.342 (0.572) C:82% T:92%**	pCi/L	08/26/24 11:34	15262-20-1	
	Pace Analytical Services - Greensburg					
Total Radium	Total Radium Calculation	**0.838U ± 0.518 (0.950)**	pCi/L	08/30/24 12:32	7440-14-4	

REPORT OF LABORATORY ANALYSIS

This report shall not be reproduced, except in full,
without the written consent of Pace Analytical Services, LLC.

Pace Analytical Services, LLC
9800 Kincey Ave. Suite 100
Huntersville, NC 28078
(704)875-9092

ANALYTICAL RESULTS - RADIOCHEMISTRY

Project: Plant Hammond Pooled Upgr-RADs
Pace Project No.: 92746297

Sample: HAM-UGRD-FB-01 **Lab ID: 92746297005** Collected: 08/06/24 17:10 Received: 08/07/24 12:25 Matrix: Water
PWS: Site ID: Sample Type:

Parameters	Method	Act ± Unc (MDC) Carr Trac	Units	Analyzed	CAS No.	Qual
	Pace Analytical Services - Greensburg					
Radium-226	EPA 9315	**0.223U ± 0.215 (0.424) C:93% T:NA**	pCi/L	08/29/24 08:40	13982-63-3	
	Pace Analytical Services - Greensburg					
Radium-228	EPA 9320	**0.0533U ± 0.296 (0.680) C:83% T:88%**	pCi/L	08/26/24 11:34	15262-20-1	
	Pace Analytical Services - Greensburg					
Total Radium	Total Radium Calculation	**0.276U ± 0.511 (1.10)**	pCi/L	08/30/24 12:32	7440-14-4	

This report shall not be reproduced, except in full,
without the written consent of Pace Analytical Services, LLC.

Pace Analytical Services, LLC
9800 Kincey Ave. Suite 100
Huntersville, NC 28078
(704)875-9092

ANALYTICAL RESULTS - RADIOCHEMISTRY

Project: Plant Hammond Pooled Upgr-RADs
Pace Project No.: 92746297

Sample: HAM-HGWA-1 **Lab ID: 92746297006** Collected: 08/05/24 16:37 Received: 08/07/24 12:25 Matrix: Water
PWS: Site ID: Sample Type:

Parameters	Method	Act ± Unc (MDC) Carr Trac	Units	Analyzed	CAS No.	Qual
	Pace Analytical Services - Greensburg					
Radium-226	EPA 9315	**0.161U ± 0.191 (0.397) C:93% T:NA**	pCi/L	08/29/24 08:40	13982-63-3	
	Pace Analytical Services - Greensburg					
Radium-228	EPA 9320	**0.479U ± 0.354 (0.682) C:80% T:84%**	pCi/L	08/26/24 11:34	15262-20-1	
	Pace Analytical Services - Greensburg					
Total Radium	Total Radium Calculation	**0.640U ± 0.545 (1.08)**	pCi/L	08/30/24 12:32	7440-14-4	

This report shall not be reproduced, except in full,
without the written consent of Pace Analytical Services, LLC.

Pace Analytical Services, LLC
9800 Kincey Ave. Suite 100
Huntersville, NC 28078
(704)875-9092

ANALYTICAL RESULTS - RADIOCHEMISTRY

Project: Plant Hammond Pooled Upgr-RADs
Pace Project No.: 92746297

Sample: HAM-HGWA-2 **Lab ID: 92746297007** Collected: 08/05/24 16:30 Received: 08/07/24 12:25 Matrix: Water
PWS: Site ID: Sample Type:

Parameters	Method	Act ± Unc (MDC) Carr Trac	Units	Analyzed	CAS No.	Qual
	Pace Analytical Services - Greensburg					
Radium-226	EPA 9315	**0.174U ± 0.194 (0.394)** **C:92% T:NA**	pCi/L	08/29/24 08:40	13982-63-3	
	Pace Analytical Services - Greensburg					
Radium-228	EPA 9320	**1.10 ± 0.429 (0.641)** **C:81% T:87%**	pCi/L	08/26/24 11:34	15262-20-1	
	Pace Analytical Services - Greensburg					
Total Radium	Total Radium Calculation	**1.27 ± 0.623 (1.04)**	pCi/L	08/30/24 12:32	7440-14-4	

REPORT OF LABORATORY ANALYSIS

This report shall not be reproduced, except in full,
without the written consent of Pace Analytical Services, LLC.

Pace Analytical Services, LLC
9800 Kincey Ave. Suite 100
Huntersville, NC 28078
(704)875-9092

ANALYTICAL RESULTS - RADIOCHEMISTRY

Project: Plant Hammond Pooled Upgr-RADs
Pace Project No.: 92746297

Sample: HAM-HGWA-3 **Lab ID: 92746297008** Collected: 08/05/24 16:33 Received: 08/07/24 12:25 Matrix: Water
PWS: Site ID: Sample Type:

Parameters	Method	Act ± Unc (MDC) Carr Trac	Units	Analyzed	CAS No.	Qual
	Pace Analytical Services - Greensburg					
Radium-226	EPA 9315	**0.000251U ± 0.162 (0.437) C:91% T:NA**	pCi/L	08/29/24 08:41	13982-63-3	
	Pace Analytical Services - Greensburg					
Radium-228	EPA 9320	**0.371U ± 0.327 (0.657) C:80% T:85%**	pCi/L	08/26/24 11:34	15262-20-1	
	Pace Analytical Services - Greensburg					
Total Radium	Total Radium Calculation	**0.371U ± 0.489 (1.09)**	pCi/L	08/30/24 12:32	7440-14-4	

This report shall not be reproduced, except in full,
without the written consent of Pace Analytical Services, LLC.

Pace Analytical Services, LLC
9800 Kincey Ave. Suite 100
Huntersville, NC 28078
(704)875-9092

QUALITY CONTROL - RADIOCHEMISTRY

Project: Plant Hammond Pooled Upgr-RADs
Pace Project No.: 92746297

QC Batch: 690237 | Analysis Method: EPA 9315
QC Batch Method: EPA 9315 | Analysis Description: 9315 Total Radium
Laboratory: Pace Analytical Services - Greensburg
Associated Lab Samples: 92746297001, 92746297002, 92746297003, 92746297004, 92746297005, 92746297006, 92746297007, 92746297008

METHOD BLANK: 3361203 | Matrix: Water
Associated Lab Samples: 92746297001, 92746297002, 92746297003, 92746297004, 92746297005, 92746297006, 92746297007, 92746297008

Parameter	Act ± Unc (MDC) Carr Trac	Units	Analyzed	Qualifiers
Radium-226	-0.0537 ± 0.120 (0.379) C:96% T:NA	pCi/L	08/29/24 08:40	

Results presented on this page are in the units indicated by the "Units" column except where an alternate unit is presented to the right of the result.

This report shall not be reproduced, except in full,
without the written consent of Pace Analytical Services, LLC.

Pace Analytical Services, LLC
9800 Kincey Ave. Suite 100
Huntersville, NC 28078
(704)875-9092

QUALITY CONTROL - RADIOCHEMISTRY

Project: Plant Hammond Pooled Upgr-RADs
Pace Project No.: 92746297

QC Batch: 689870 | Analysis Method: EPA 9320
QC Batch Method: EPA 9320 | Analysis Description: 9320 Radium 228
Laboratory: Pace Analytical Services - Greensburg

Associated Lab Samples: 92746297001, 92746297002, 92746297003, 92746297004, 92746297005, 92746297006, 92746297007, 92746297008

METHOD BLANK: 3359338 | Matrix: Water

Associated Lab Samples: 92746297001, 92746297002, 92746297003, 92746297004, 92746297005, 92746297006, 92746297007, 92746297008

Parameter	Act ± Unc (MDC) Carr Trac	Units	Analyzed	Qualifiers
Radium-228	0.622 ± 0.413 (0.764) C:58% T:84%	pCi/L	08/26/24 11:33	

Results presented on this page are in the units indicated by the "Units" column except where an alternate unit is presented to the right of the result.

This report shall not be reproduced, except in full,
without the written consent of Pace Analytical Services, LLC.

Pace Analytical Services, LLC
9800 Kincey Ave. Suite 100
Huntersville, NC 28078
(704)875-9092

QUALIFIERS

Project: Plant Hammond Pooled Upgr-RADs
Pace Project No.: 92746297

DEFINITIONS

DF - Dilution Factor, if reported, represents the factor applied to the reported data due to dilution of the sample aliquot.

ND - Not Detected at or above adjusted reporting limit.

TNTC - Too Numerous To Count

J - Estimated concentration above the adjusted method detection limit and below the adjusted reporting limit.

MDL - Adjusted Method Detection Limit.

PQL - Practical Quantitation Limit.

RL - Reporting Limit - The lowest concentration value that meets project requirements for quantitative data with known precision and bias for a specific analyte in a specific matrix.

S - Surrogate

1,2-Diphenylhydrazine decomposes to and cannot be separated from Azobenzene using Method 8270. The result for each analyte is a combined concentration.

Consistent with EPA guidelines, unrounded data are displayed and have been used to calculate % recovery and RPD values.

LCS(D) - Laboratory Control Sample (Duplicate)

MS(D) - Matrix Spike (Duplicate)

DUP - Sample Duplicate

RPD - Relative Percent Difference

NC - Not Calculable.

SG - Silica Gel - Clean-Up

U - Indicates the compound was analyzed for, but not detected.

Acid preservation may not be appropriate for 2 Chloroethylvinyl ether.

A separate vial preserved to a pH of 4-5 is recommended in SW846 Chapter 4 for the analysis of Acrolein and Acrylonitrile by EPA Method 8260.

N-Nitrosodiphenylamine decomposes and cannot be separated from Diphenylamine using Method 8270. The result reported for each analyte is a combined concentration.

Reported results are not rounded until the final step prior to reporting. Therefore, calculated parameters that are typically reported as "Total" may vary slightly from the sum of the reported component parameters.

Act - Activity

Unc - Uncertainty: SDWA = 1.96 sigma count uncertainty, all other matrices = Expanded Uncertainty (95% confidence interval). Gamma Spec = Expanded Uncertainty (95.4% Confidence Interval)

(MDC) - Minimum Detectable Concentration

Trac - Tracer Recovery (%)

Carr - Carrier Recovery (%)

Pace Analytical is TNI accredited. Contact your Pace PM for the current list of accredited analytes.

TNI - The NELAC Institute.

This report shall not be reproduced, except in full,
without the written consent of Pace Analytical Services, LLC.

Pace Analytical Services, LLC
9800 Kincey Ave. Suite 100
Huntersville, NC 28078
(704)875-9092

QUALITY CONTROL DATA CROSS REFERENCE TABLE

Project: Plant Hammond Pooled Upgr-RADs
Pace Project No.: 92746297

Lab ID	Sample ID	QC Batch Method	QC Batch	Analytical Method	Analytical Batch
92746297001	**HAM-HGWA-43D**	EPA 9315	690237		
92746297002	**HAM-HGWA-44D**	EPA 9315	690237		
92746297003	**HAM-UGRD-FD-01**	EPA 9315	690237		
92746297004	**HAM-UGRD-EB-01**	EPA 9315	690237		
92746297005	**HAM-UGRD-FB-01**	EPA 9315	690237		
92746297006	**HAM-HGWA-1**	EPA 9315	690237		
92746297007	**HAM-HGWA-2**	EPA 9315	690237		
92746297008	**HAM-HGWA-3**	EPA 9315	690237		
92746297001	**HAM-HGWA-43D**	EPA 9320	689870		
92746297002	**HAM-HGWA-44D**	EPA 9320	689870		
92746297003	**HAM-UGRD-FD-01**	EPA 9320	689870		
92746297004	**HAM-UGRD-EB-01**	EPA 9320	689870		
92746297005	**HAM-UGRD-FB-01**	EPA 9320	689870		
92746297006	**HAM-HGWA-1**	EPA 9320	689870		
92746297007	**HAM-HGWA-2**	EPA 9320	689870		
92746297008	**HAM-HGWA-3**	EPA 9320	689870		
92746297001	**HAM-HGWA-43D**	Total Radium Calculation	693014		
92746297002	**HAM-HGWA-44D**	Total Radium Calculation	693014		
92746297003	**HAM-UGRD-FD-01**	Total Radium Calculation	693014		
92746297004	**HAM-UGRD-EB-01**	Total Radium Calculation	693014		
92746297005	**HAM-UGRD-FB-01**	Total Radium Calculation	693014		
92746297006	**HAM-HGWA-1**	Total Radium Calculation	693014		
92746297007	**HAM-HGWA-2**	Total Radium Calculation	693014		
92746297008	**HAM-HGWA-3**	Total Radium Calculation	693014		

This report shall not be reproduced, except in full,
without the written consent of Pace Analytical Services, LLC.

Pace	DC#_Title: ENV-FRM-HUN1-0083 v05_Sample Condition Upon Receipt
	Effective Date: 05/24/2024

Laboratory receiving samples:
Asheville ☐ Eden ☐ Greenwood ☐ Huntersville ☐ Raleigh ☐ Mechanicsville ☐ Atlanta ☑ Kernersville ☐

Sample Condition Upon Receipt

Client Name: GA Power

Project #: **WO# : 92746297**

92746297

Courier: ☐ Commercial ☐ Fed Ex ☐ UPS ☐ USPS ☐ Client ☑ Pace ☐ Other:____

Custody Seal Present? ☐ Yes ☑ No Seals Intact? ☐ Yes ☐ No ☑ N/A

Date/Initials Person Examining Contents: 8/17/24 CSY

Packing Material: ☐ Bubble Wrap ☐ Bubble Bags ☑ None ☐ Other

Biological Tissue Frozen? ☐ Yes ☐ No ☑ N/A

Thermometer: ☐ IR Gun ID: 230

Type of Ice: ☑ Wet ☐ Blue ☐ None

Cooler Temp: 2.3 Correction Factor: Add/Subtract (°C) 2.3

Temp should be above freezing to 6°C
☐ Samples out of temp criteria. Samples on ice, cooling process has begun

Cooler Temp Corrected (°C): 2.3

USDA Regulated Soil (☐ N/A, water sample)
Did samples originate in a quarantine zone within the United States: CA, NY, or SC (check maps)? ☐ Yes ☐ No

Did samples originate from a foreign source (internationally, including Hawaii and Puerto Rico)? ☐ Yes ☐ No

				Comments/Discrepancy:
Chain of Custody Present?	☑ Yes	☐ No	☐ N/A	1.
Samples Arrived within Hold Time?	☑ Yes	☐ No	☐ N/A	2.
Short Hold Time Analysis (<72 hr.)?	☐ Yes	☑ No	☐ N/A	3.
Rush Turn Around Time Requested?	☐ Yes	☑ No	☐ N/A	4.
Sufficient Volume?	☑ Yes	☐ No	☐ N/A	5.
Correct Containers Used?	☑ Yes	☐ No	☐ N/A	6.
-Pace Containers Used?	☑ Yes	☐ No	☐ N/A	
Containers Intact?	☑ Yes	☐ No	☐ N/A	7.
Dissolved analysis: Samples Field Filtered?	☐ Yes	☐ No	☑ N/A	8.
Sample Labels Match COC? -Includes Date/Time/ID/Analysis Matrix: W	☑ Yes	☐ No	☐ N/A	9.
Headspace in VOA Vials (>5-6mm)?	☐ Yes	☐ No	☑ N/A	10.
Trip Blank Present?	☐ Yes	☐ No	☑ N/A	11.
Trip Blank Custody Seals Present?	☐ Yes	☐ No	☑ N/A	

COMMENTS/SAMPLE DISCREPANCY

Field Data Required? ☐ Yes ☐ No

Lot ID of split containers:

CLIENT NOTIFICATION/RESOLUTION

Person contacted: Date/Time:

Project Manager SCURF Review: Date:

Project Manager SRF Review: Date:

Pace ANALYTICAL SERVICES

DC#_Title: ENV-FRM-HUN1-0083 v05_Sample Condition Upon Receipt

Effective Date: 05/24/2024

WO#: 92746297

PM: BV Due Date: 08/28/24

CLIENT: 92- GP-HAM

*Check mark top half of box if pH and/or dechlorination is verified and within the acceptance range for preservation samples.

Exceptions: VOA, Coliform, TOC, Oil and Grease, DRO/8015 (water) DOC, LLHg

**Bottom half of box is to list number of bottles

***Check all unpreserved Nitrates for chlorine

Project #

Laboratory Receiving Location: Asheville ☐ Eden ☐ Greenwood ☐ Huntersville ☐ Raleigh ☐ Mechanicsville ☐ Atlanta ☐ Kernersville ☐

Client_____ Profile/EZ (Circle one)_____ Notes_____

Item#	BP4U-125 mL Plastic Unpreserved (N/A) (Cl-)	BP3U-250 mL Plastic Unpreserved (N/A)	BP2U-500 mL Plastic Unpreserved (N/A)	BP1U-1 liter Plastic Unpreserved (N/A)	RPM	BP4S-125 mL Plastic H2SO4 (pH < 2) (Cl-)	BP3N-250 mL plastic HNO3 (pH < 2)	BP4Z-125 mL Plastic ZN Acetate & NaOH (>9)	BP4B-125 mL Plastic NaOH (pH > 12) (Cl-)	WGFU-Wide-mouthed Glass Jar Unpreserved	AG1U-1 liter Amber Unpreserved (N/A) (Cl-)	AG1H-1 liter Amber HCl (pH < 2)	AG3U-250 mL Amber Unpreserved (N/A) (Cl-)	AG1S-1 liter Amber H2SO4 (pH < 2)	AG3S-250 mL Amber H2SO4 (pH < 2)	DG94-40 mL Amber NH4Cl (N/A)(Cl-)	DG9H-40 mL VOA HCl (N/A)	VG9T-40 mL VOA Na2S2O3 (N/A)	VG9U-40 mL VOA Unpreserved (N/A)	DG9V-40 mL VQA H3PO4 (N/A)	KP7U-50 mL Plastic Unpreserved (N/A)	V/GK (3 vials per kit)-VPH/Gas kit (N/A)	SPST-125 mL Sterile Plastic (N/A – lab)	SP2T-250 mL Sterile Plastic (N/A – lab)		BP3R-250 mL Plastic (NH2)2SO4 (9.3-9.7)	AG0U-100 mL Amber Unpreserved (N/A) (Cl-)	VSGU-20 mL Scintillation vials (N/A)	DG9U-40 mL Amber Unpreserved vials (N/A)
CC																													
1		1	1		2✓		1✓																						
2		1	1		2✓		1✓																						
3		1	1		2✓		1✓																						
4		1	1		2✓		1✓																						
5		1	1		2✓		1✓																						
6		1	1		2✓		1✓																						
7		1	1		2✓		1✓																						
8		1	1		2✓		1✓																						
9																													
10																													
11																													
12																													

pH Adjustment Log for Preserved Samples

Sample ID	Type of Preservative	pH upon receipt	Date preservation adjusted	Time preservation adjusted	Amount of Preservative added	Lot #

Note: Whenever there is a discrepancy affecting North Carolina compliance samples, a copy of this form will be sent to the North Carolina DENR Certification Office (i.e. Out of hold, incorrect preservative, out of temp, incorrect containers.

Pace Analytical
www.pacelabs.com

CHAIN-OF-CUSTODY / Analytical Request Document

The Chain-of-Custody is a LEGAL DOCUMENT. All relevant fields must be completed accurately.

Page: 1 of 1

Section A Required Client Information:

Company:	GA Power
Address:	Atlanta, GA
Email To:	SCS Contacts
Phone:	Fax:
Requested Due Date/TAT:	10 Day

Section B Required Project Information:

Report To:	SCS Contacts
Copy To:	Geosyntec Contacts
Purchase Order No.:	
Project Name:	Plant Hammond Pooled Upgradient
Project Number:	GW6581E

Section C Invoice Information:

Attention:	Southern Co.
Company Name:	
Address:	
Pace Quote Reference:	
Pace Project Manager:	Bonnie Vang
Pace Profile #:	10839

REGULATORY AGENCY

☐ NPDES ☐ GROUND WATER ☐ DRINKING WATER
☐ UST ☐ RCRA ☑ OTHER CCR

Site Location STATE: GA

Section D Required Client Information

Valid Matrix Codes

MATRIX	CODE
DRINKING WATER	DW
WATER	WT
WASTE WATER	WW
PRODUCT	P
SOIL/SOLID	SL
OIL	OL
WIPE	WP
AIR	AR
OTHER	OT
TISSUE	TS

SAMPLE ID (A-Z, 0-9 / ,-) Sample IDs MUST BE UNIQUE

Requested Analysis Filtered (Y/N)

ITEM #	SAMPLE ID	MATRIX CODE (see valid codes to left)	SAMPLE TYPE (G=GRAB C=COMP)	COLLECTED Composite Start Date	Composite Start Time	Composite End/Grab Date	Composite End/Grab Time	SAMPLE TEMP AT COLLECTION	# OF CONTAINERS	Unpreserved	H_2SO_4	HNO_3	HCl	NaOH	$Na_2S_2O_3$	Methanol	Other	Analysis Test Y/N	Chloride, Fluoride, Sulfate	Full App. III and IV metals	RAD 226/228	TDS	Residual Chlorine (Y/N)	Pace Project No./ Lab I.D.
1	HAM-HGWA-43D	WG	G	8/6/24	10:07			19	5	2		3							X	X	X	X	N	001
2	HAM-HGWA-44D	WG	G	8/6/24	10:03			19	5	2		3							X	X	X	X	N	002
3	HAM-UGRD-FD-01	WG	G	8/6/24	0:00			19	5	2		3							X	X	X	X	N	003
4	HAM-UGRD-EB-01	WG	G	08/06/24	17:15				5	2		3							X	X	X	X	N	004
5	HAM-UGRD-FB-01	WG	G	8/6/24	17:10	TK 8.6.24			5	2		3							X	X	X	X	N	005 last sample
6																								
7																								
8																								
9					TK 8.6.24																			
10																								
11																								
12																								

92746297

ADDITIONAL COMMENTS	RELINQUISHED BY / AFFILIATION	DATE	TIME	ACCEPTED BY / AFFILIATION	DATE	TIME	SAMPLE CONDITIONS
Task Code: HAM-CCR-ASSMT-2024S2	Thomas Hessler / Geosyntec	08/07/2024	1700	Ryan William / Pace	8/7/2024	1225	
	Ryan William / Pace	8/7/2024	1505	Charles / Pace	8/7/24	1505	

SAMPLER NAME AND SIGNATURE

PRINT Name of SAMPLER: T. Hessler 210266 / Geosyntec Consultants, Inc.

SIGNATURE of SAMPLER: [signature] DATE Signed (MM/DD/YY): 08/06/2024

Temp in °C | Received on Ice (Y/N) | Custody Sealed Cooler (Y/N) | Samples Intact (Y/N)

Important Note: By signing this form you are accepting Pace's NET 30 day payment terms and agreeing to late charges of 1.5% per month on any invoices not paid within 30 days.

Pace Analytical
www.pacelabs.com

CHAIN-OF-CUSTODY / Analytical Request Document

The Chain-of-Custody is a LEGAL DOCUMENT. All relevant fields must be completed accurately.

Page: 1 of 1

Section A Required Client Information:		Section B Required Project Information:		Section C Invoice Information:	
Company:	GA Power	Report To:	SCS Contacts	Attention:	Southern Co.
Address:	Atlanta, GA	Copy To:	Geosyntec Contacts	Company Name:	
				Address:	
Email To:	SCS Contacts	Purchase Order No.:		Pace Quote Reference:	
Phone: / Fax:		Project Name:	Plant Hammond Pooled Upgradient	Pace Project Manager:	Bonnie Vang
Requested Due Date/TAT:	10 Day	Project Number:	GW6581E	Pace Profile #:	10839

REGULATORY AGENCY

☐ NPDES ☐ GROUND WATER ☐ DRINKING WATER
☐ UST ☐ RCRA ☑ OTHER CCR

Site Location STATE: GA

Requested Analysis Filtered (Y/N)

ITEM #	Section D Required Client Information: SAMPLE ID (A-Z, 0-9 / ,-) Sample IDs MUST BE UNIQUE	MATRIX CODE (see valid codes to left)	SAMPLE TYPE (G=GRAB C=COMP)	COLLECTED Composite Date	Composite Time	Composite Date	Composite Time	SAMPLE TEMP AT COLLECTION	# OF CONTAINERS	Unpreserved	H_2SO_4	HNO_3	HCl	NaOH	$Na_2S_2O_3$	Methanol	Other	Analysis Test Y/N	Chloride, Fluoride, Sulfate	Full App. III and IV metals	RAD 226/228	TDS	Residual Chlorine (Y/N)	Pace Project No./ Lab I.D.
	Valid Matrix Codes: MATRIX / CODE — DRINKING WATER DW, WATER WT, WASTE WATER WW, PRODUCT P, SOIL/SOLID SL, OIL OL, WIPE WP, AIR AIR, OTHER OT, TISSUE TS																	N	N	N	N			
1	HAM-HGWA-1	WG	G	8/5/24	16:37			19	5	2		3							X	X	X	X	N	006
2	HAM-HGWA-2	WG	G	8/5/24	16:30			21	5	2		3							X	X	X	X	N	007
3	HAM-HGWA-3	WG	G	8/5/24	16:33			20	5	2		3							X	X	X	X	N	008
4																								
5																								
6																								
7																								
8	TK 8/5/24					TK 8/5/24															TK 8/5/24			
9																								
10																								
11																								
12																								

ADDITIONAL COMMENTS	RELINQUISHED BY / AFFILIATION	DATE	TIME	ACCEPTED BY / AFFILIATION	DATE	TIME	SAMPLE CONDITIONS
Task Code: HAM-CCR-ASSMT-2024S2	Thomas Kessler	08/07/2024	1225	Ryan Williams / Pace	8/7/2024	1225	
	Ryan Williams / Pace	8/7/2024	1505	[illegible]	8/7/24	1505	

SAMPLER NAME AND SIGNATURE

PRINT Name of SAMPLER: T. Kessler, Z. Webb [illegible] / Geosyntec Consultants, Inc.

SIGNATURE of SAMPLER: [illegible] DATE Signed (MM/DD/YY): 08/08/24

Temp in °C	Received on Ice (Y/N)	Custody Sealed Cooler (Y/N)	Samples Intact (Y/N)

Quality Control Sample Performance Assessment

Pace Analytical™
www.pacelabs.com

Test:	Ra-228
Analyst:	JJS1
Date:	8/21/2024
Worklist:	80819
Matrix:	WT

Analyst Must Manually Enter All Fields Highlighted in Yellow.

Method Blank Assessment	
MB Sample ID	3359338
MB concentration:	0.622
M/B 2 Sigma CSU:	0.413
MB MDC:	0.764
MB Numerical Performance Indicator:	2.95
MB Status vs Numerical Indicator:	Warning
MB Status vs. MDC:	Pass

Laboratory Control Sample Assessment	LCSD (Y or N)?	Y
	LCS80819	LCSD80819
Count Date:	8/26/2024	8/26/2024
Spike I.D.:	23-043	23-043
Decay Corrected Spike Concentration (pCi/mL):	35.518	35.518
Volume Used (mL):	0.10	0.10
Aliquot Volume (L, g, F):	0.822	0.817
Target Conc. (pCi/L, g, F):	4.321	4.350
Uncertainty (Calculated):	0.212	0.213
Result (pCi/L, g, F):	3.208	3.585
LCS/LCSD 2 Sigma CSU (pCi/L, g, F):	0.810	0.863
Numerical Performance Indicator:	-2.61	-1.69
Percent Recovery:	74.25%	82.41%
Status vs Numerical Indicator:	N/A	N/A
Status vs Recovery:	Pass	Pass
Upper % Recovery Limits:	135%	135%
Lower % Recovery Limits:	60%	60%

Sample Matrix Spike Control Assessment	MS/MSD 1	MS/MSD 2
Sample Collection Date:		
Sample I.D.		
Sample MS I.D.		
Sample MSD I.D.		
Spike I.D.:		
MS/MSD Decay Corrected Spike Concentration (pCi/mL):		
Spike Volume Used in MS (mL):		
Spike Volume Used in MSD (mL):		
MS Aliquot (L, g, F):		
MS Target Conc.(pCi/L, g, F):		
MSD Aliquot (L, g, F):		
MSD Target Conc. (pCi/L, g, F):		
MS Spike Uncertainty (calculated):		
MSD Spike Uncertainty (calculated):		
Sample Result:		
Sample Result 2 Sigma CSU (pCi/L, g, F):		
Sample Matrix Spike Result:		
Matrix Spike Result 2 Sigma CSU (pCi/L, g, F):		
Sample Matrix Spike Duplicate Result:		
Matrix Spike Duplicate Result 2 Sigma CSU (pCi/L, g, F):		
MS Numerical Performance Indicator:		
MSD Numerical Performance Indicator:		
MS Percent Recovery:		
MSD Percent Recovery:		
MS Status vs Numerical Indicator:		
MSD Status vs Numerical Indicator:		
MS Status vs Recovery:		
MSD Status vs Recovery:		
MS/MSD Upper % Recovery Limits:		
MS/MSD Lower % Recovery Limits:		

Duplicate Sample Assessment		
Sample I.D.:	LCS80819	Enter Duplicate sample IDs if other than LCS/LCSD in the space below.
Duplicate Sample I.D.	LCSD80819	
Sample Result (pCi/L, g, F):	3.208	
Sample Result 2 Sigma CSU (pCi/L, g, F):	0.810	
Sample Duplicate Result (pCi/L, g, F):	3.585	
Sample Duplicate Result 2 Sigma CSU (pCi/L, g, F):	0.863	
Are sample and/or duplicate results below RL?	NO	
Duplicate Numerical Performance Indicator:	-0.624	
(Based on the LCS/LCSD Percent Recoveries) Duplicate RPD:	10.43%	
Duplicate Status vs Numerical Indicator:	Pass	
Duplicate Status vs RPD:	Pass	
% RPD Limit:	36%	

Matrix Spike/Matrix Spike Duplicate Sample Assessment		
Sample I.D.		
Sample MS I.D.		
Sample MSD I.D.		
Sample Matrix Spike Result:		
Matrix Spike Result 2 Sigma CSU (pCi/L, g, F):		
Sample Matrix Spike Duplicate Result:		
Matrix Spike Duplicate Result 2 Sigma CSU (pCi/L, g, F):		
Duplicate Numerical Performance Indicator:		
(Based on the Percent Recoveries) MS/ MSD Duplicate RPD:		
MS/ MSD Duplicate Status vs Numerical Indicator:		
MS/ MSD Duplicate Status vs RPD:		
% RPD Limit:		

Evaluation of duplicate precision is not applicable if either the sample or duplicate results are below the MDC.

Comments:

VAL
8/27/24

Quality Control Sample Performance Assessment

Pace Analytical™
www.pacelabs.com

Test:	Ra-226
Analyst:	SLC
Date:	1/7/1900
Worklist:	80838
Matrix:	W

Analyst Must Manually Enter All Fields Highlighted in Yellow.

Method Blank Assessment	
MB Sample ID	3361203
MB concentration:	-0.054
M/B 2 Sigma CSU:	0.120
MB MDC:	0.379
MB Numerical Performance Indicator:	-0.88
MB Status vs Numerical Indicator:	Pass
MB Status vs. MDC:	N/A

Laboratory Control Sample Assessment	LCSD (Y or N)?	Y
	LCS80838	LCSD80838
Count Date:	8/29/2024	8/29/2024
Spike I.D.:	23-014	23-014
Decay Corrected Spike Concentration (pCi/mL):	25.020	25.020
Volume Used (mL):	0.10	0.10
Aliquot Volume (L, g, F):	0.508	0.510
Target Conc. (pCi/L, g, F):	4.923	4.910
Uncertainty (Calculated):	0.231	0.231
Result (pCi/L, g, F):	4.245	3.953
LCS/LCSD 2 Sigma CSU (pCi/L, g, F):	0.897	0.854
Numerical Performance Indicator:	-1.44	-2.12
Percent Recovery:	86.22%	80.50%
Status vs Numerical Indicator:	Pass	Warning
Status vs Recovery:	N/A	N/A
Upper % Recovery Limits:	125%	125%
Lower % Recovery Limits:	75%	75%

Sample Matrix Spike Control Assessment	MS/MSD 1	MS/MSD 2
Sample Collection Date:		
Sample I.D.		
Sample MS I.D.		
Sample MSD I.D.		
Spike I.D.:		
MS/MSD Decay Corrected Spike Concentration (pCi/mL):		
Spike Volume Used in MS (mL):		
Spike Volume Used in MSD (mL):		
MS Aliquot (L, g, F):		
MS Target Conc.(pCi/L, g, F):		
MSD Aliquot (L, g, F):		
MSD Target Conc. (pCi/L, g, F):		
MS Spike Uncertainty (calculated):		
MSD Spike Uncertainty (calculated):		
Sample Result:		
Sample Result 2 Sigma CSU (pCi/L, g, F):		
Sample Matrix Spike Result:		
Matrix Spike Result 2 Sigma CSU (pCi/L, g, F):		
Sample Matrix Spike Duplicate Result:		
Matrix Spike Duplicate Result 2 Sigma CSU (pCi/L, g, F):		
MS Numerical Performance Indicator:		
MSD Numerical Performance Indicator:		
MS Percent Recovery:		
MSD Percent Recovery:		
MS Status vs Numerical Indicator:		
MSD Status vs Numerical Indicator:		
MS Status vs Recovery:		
MSD Status vs Recovery:		
MS/MSD Upper % Recovery Limits:		
MS/MSD Lower % Recovery Limits:		

Duplicate Sample Assessment		
Sample I.D.:	LCS80838	92746901002
Duplicate Sample I.D.	LCSD80838	92746901002DUP
Sample Result (pCi/L, g, F):	4.245	0.164
Sample Result 2 Sigma CSU (pCi/L, g, F):	0.897	0.200
Sample Duplicate Result (pCi/L, g, F):	3.953	0.244
Sample Duplicate Result 2 Sigma CSU (pCi/L, g, F):	0.854	0.199
Are sample and/or duplicate results below RL?	NO	See Below ##
Duplicate Numerical Performance Indicator:	0.462	-0.556
(Based on the LCS/LCSD Percent Recoveries) Duplicate RPD:	6.86%	39.19%
Duplicate Status vs Numerical Indicator:	Pass	Pass
Duplicate Status vs RPD:	N/A	N/A
% RPD Limit:	25%	25%

Matrix Spike/Matrix Spike Duplicate Sample Assessment		
Sample I.D.		
Sample MS I.D.		
Sample MSD I.D.		
Sample Matrix Spike Result:		
Matrix Spike Result 2 Sigma CSU (pCi/L, g, F):		
Sample Matrix Spike Duplicate Result:		
Matrix Spike Duplicate Result 2 Sigma CSU (pCi/L, g, F):		
Duplicate Numerical Performance Indicator:		
(Based on the Percent Recoveries) MS/ MSD Duplicate RPD:		
MS/ MSD Duplicate Status vs Numerical Indicator:		
MS/ MSD Duplicate Status vs RPD:		
% RPD Limit:		

Evaluation of duplicate precision is not applicable if either the sample or duplicate results are below the MDC.

Comments:

CJ 8-30-24

LAM 8/30/24

Pace Analytical Services, LLC
9800 Kincey Ave. Suite 100
Huntersville, NC 28078
(704)875-9092

August 27, 2024

Kristen Jurinko
Southern Company
241 Ralph McGill Blvd NE
Bin 10160
Atlanta, GA 30308

RE: Project: Hammond AP-1
Pace Project No.: 92746891

Dear Kristen Jurinko:

Enclosed are the analytical results for sample(s) received by the laboratory on August 09, 2024. The results relate only to the samples included in this report. Results reported herein conform to the applicable TNI/NELAC Standards and the laboratory's Quality Manual, where applicable, unless otherwise noted in the body of the report.

The test results provided in this final report were generated by each of the following laboratories within the Pace Network:

- Pace Analytical Services - Asheville
- Pace Analytical Services - Peachtree Corners, GA

If you have any questions concerning this report, please feel free to contact me.

Sincerely,

Bonnie Vang

Bonnie Vang
bonnie.vang@pacelabs.com
704-977-0968
Project Manager

Enclosures

cc: Kip Gray, Geosyntec
Christine Hug, Geosyntec Consultants, Inc.
Thomas Kessler, Geosyntec Consultants
Whitney Law, Geosyntec Consultants
Laura Midkiff, Southern Company
Caroline Nelson, Geosyntec Consultants, Inc
Jamie Newsome, Geosyntec Consultants
Zain Webb, Geosyntec Consultants

This report shall not be reproduced, except in full,
without the written consent of Pace Analytical Services, LLC.

Pace Analytical Services, LLC
9800 Kincey Ave. Suite 100
Huntersville, NC 28078
(704)875-9092

CERTIFICATIONS

Project:	Hammond AP-1
Pace Project No.:	92746891

Pace Analytical Services Asheville

2225 Riverside Drive, Asheville, NC 28804
Florida/NELAP Certification #: E87648
North Carolina Drinking Water Certification #: 37712
North Carolina Wastewater Certification #: 40
South Carolina Laboratory ID: 99030
South Carolina Certification #: 99030001
Virginia/VELAP Certification #: 460222

Pace Analytical Services Peachtree Corners

110 Technology Pkwy, Peachtree Corners, GA 30092
Florida DOH Certification #: E87315
Georgia DW Inorganics Certification #: 812
North Carolina Certification #: 381
South Carolina Certification #: 98011001
Virginia Certification #: 460204

This report shall not be reproduced, except in full,
without the written consent of Pace Analytical Services, LLC.

Pace Analytical Services, LLC
9800 Kincey Ave. Suite 100
Huntersville, NC 28078
(704)875-9092

SAMPLE SUMMARY

Project: Hammond AP-1
Pace Project No.: 92746891

Lab ID	Sample ID	Matrix	Date Collected	Date Received
92746891001	**HAM-HGWC-7**	Water	08/07/24 16:15	08/09/24 14:15
92746891002	**HAM-HGWC-8**	Water	08/07/24 14:10	08/09/24 14:15
92746891003	**HAM-HGWC-9**	Water	08/07/24 11:45	08/09/24 14:15
92746891004	**HAM-HGWC-10**	Water	08/07/24 09:30	08/09/24 14:15
92746891005	**HAM-HGWC-11**	Water	08/07/24 11:08	08/09/24 14:15
92746891006	**HAM-HGWC-12**	Water	08/07/24 13:30	08/09/24 14:15
92746891007	**HAM-MW-5**	Water	08/07/24 09:29	08/09/24 14:15
92746891008	**HAM-MW-6**	Water	08/07/24 16:35	08/09/24 14:15
92746891009	**HAM-MW-20**	Water	08/07/24 16:38	08/09/24 14:15
92746891010	**HAM-MW-25D**	Water	08/07/24 15:02	08/09/24 14:15
92746891011	**HAM-AP1-FD-01**	Water	08/07/24 00:00	08/09/24 14:15
92746891012	**HAM-HGWC-13**	Water	08/08/24 11:08	08/09/24 14:15
92746891013	**HAM-MW-7**	Water	08/08/24 09:05	08/09/24 14:15
92746891014	**HAM-MW-19**	Water	08/08/24 10:33	08/09/24 14:15
92746891015	**HAM-MW-24D**	Water	08/08/24 12:35	08/09/24 14:15
92746891016	**HAM-MW-26D**	Water	08/08/24 14:00	08/09/24 14:15
92746891017	**HAM-MW-27D**	Water	08/08/24 11:45	08/09/24 14:15
92746891018	**HAM-MW-28D**	Water	08/08/24 14:17	08/09/24 14:15
92746891019	**HAM-MW-29**	Water	08/08/24 11:50	08/09/24 14:15
92746891020	**HAM-AP1-FD-02**	Water	08/08/24 00:00	08/09/24 14:15
92746891021	**HAM-AP1-EB-01**	Water	08/08/24 14:30	08/09/24 14:15
92746891022	**HAM-AP1-FB-01**	Water	08/08/24 14:35	08/09/24 14:15
92746891023	**HAM-AP1-EB-02**	Water	08/08/24 14:55	08/09/24 14:15
92746891024	**HAM-AP1-FB-02**	Water	08/08/24 14:50	08/09/24 14:15

This report shall not be reproduced, except in full,
without the written consent of Pace Analytical Services, LLC.

Pace Analytical Services, LLC
9800 Kincey Ave. Suite 100
Huntersville, NC 28078
(704)875-9092

SAMPLE ANALYTE COUNT

Project: Hammond AP-1
Pace Project No.: 92746891

Lab ID	Sample ID	Method	Analysts	Analytes Reported
92746891001	**HAM-HGWC-7**	EPA 6010D	AJM	1
		EPA 6020B	CW1	13
		EPA 7470A	VB	1
		SM 2540C-2015	DL1	1
		EPA 300.0 Rev 2.1 1993	CDC	3
92746891002	**HAM-HGWC-8**	EPA 6010D	AJM	1
		EPA 6020B	CW1	13
		EPA 7470A	VB	1
		SM 2540C-2015	DL1	1
		EPA 300.0 Rev 2.1 1993	CDC	3
92746891003	**HAM-HGWC-9**	EPA 6010D	AJM	1
		EPA 6020B	CW1	13
		EPA 7470A	VB	1
		SM 2540C-2015	DL1	1
		EPA 300.0 Rev 2.1 1993	CDC	3
92746891004	**HAM-HGWC-10**	EPA 6010D	AJM	1
		EPA 6020B	CW1	13
		EPA 7470A	VB	1
		SM 2540C-2015	DL1	1
		EPA 300.0 Rev 2.1 1993	CDC	3
92746891005	**HAM-HGWC-11**	EPA 6010D	AJM	1
		EPA 6020B	CW1	13
		EPA 7470A	VB	1
		SM 2540C-2015	DL1	1
		EPA 300.0 Rev 2.1 1993	CDC	3
92746891006	**HAM-HGWC-12**	EPA 6010D	AJM	1
		EPA 6020B	CW1	13
		EPA 7470A	VB	1
		SM 2540C-2015	DL1	1
		EPA 300.0 Rev 2.1 1993	CDC	3
92746891007	**HAM-MW-5**	EPA 6010D	AJM	1
		EPA 6020B	CW1	13
		EPA 7470A	VB	1
		SM 2540C-2015	DL1	1
		EPA 300.0 Rev 2.1 1993	CDC	3
92746891008	**HAM-MW-6**	EPA 6010D	AJM	1
		EPA 6020B	CW1	13

This report shall not be reproduced, except in full,
without the written consent of Pace Analytical Services, LLC.

Pace Analytical Services, LLC
9800 Kincey Ave. Suite 100
Huntersville, NC 28078
(704)875-9092

SAMPLE ANALYTE COUNT

Project: Hammond AP-1
Pace Project No.: 92746891

Lab ID	Sample ID	Method	Analysts	Analytes Reported
		EPA 7470A	VB	1
		SM 2540C-2015	DL1	1
		EPA 300.0 Rev 2.1 1993	CDC	3
92746891009	**HAM-MW-20**	EPA 6010D	MT1	1
		EPA 6020B	CW1	13
		EPA 7470A	VB	1
		SM 2540C-2015	DL1	1
		EPA 300.0 Rev 2.1 1993	CDC	3
92746891010	**HAM-MW-25D**	EPA 6010D	MT1	1
		EPA 6020B	CW1	13
		EPA 7470A	VB	1
		SM 2540C-2015	DL1	1
		EPA 300.0 Rev 2.1 1993	CDC	3
92746891011	**HAM-AP1-FD-01**	EPA 6010D	MT1	1
		EPA 6020B	CW1	13
		EPA 7470A	VB	1
		SM 2540C-2015	DL1	1
		EPA 300.0 Rev 2.1 1993	CDC	3
92746891012	**HAM-HGWC-13**	EPA 6010D	MT1	1
		EPA 6020B	CW1	13
		EPA 7470A	VB	1
		SM 2540C-2015	DL1	1
		EPA 300.0 Rev 2.1 1993	CDC	3
92746891013	**HAM-MW-7**	EPA 6010D	MT1	1
		EPA 6020B	CW1	13
		EPA 7470A	VB	1
		SM 2540C-2015	DL1	1
		EPA 300.0 Rev 2.1 1993	CDC	3
92746891014	**HAM-MW-19**	EPA 6010D	MT1	1
		EPA 6020B	CW1	13
		EPA 7470A	VB	1
		SM 2540C-2015	DL1	1
		EPA 300.0 Rev 2.1 1993	CDC	3
92746891015	**HAM-MW-24D**	EPA 6010D	MT1	1
		EPA 6020B	CW1	13
		EPA 7470A	VB	1
		SM 2540C-2015	DL1	1

This report shall not be reproduced, except in full,
without the written consent of Pace Analytical Services, LLC.

Pace Analytical Services, LLC
9800 Kincey Ave. Suite 100
Huntersville, NC 28078
(704)875-9092

SAMPLE ANALYTE COUNT

Project: Hammond AP-1
Pace Project No.: 92746891

Lab ID	Sample ID	Method	Analysts	Analytes Reported
		EPA 300.0 Rev 2.1 1993	CDC	3
92746891016	**HAM-MW-26D**	EPA 6010D	MT1	1
		EPA 6020B	CW1	13
		EPA 7470A	VB	1
		SM 2540C-2015	DL1	1
		EPA 300.0 Rev 2.1 1993	CDC	3
92746891017	**HAM-MW-27D**	EPA 6010D	MT1	1
		EPA 6020B	CW1	13
		EPA 7470A	VB	1
		SM 2540C-2015	DL1	1
		EPA 300.0 Rev 2.1 1993	CDC	3
92746891018	**HAM-MW-28D**	EPA 6010D	MT1	1
		EPA 6020B	CW1	13
		EPA 7470A	VB	1
		SM 2540C-2015	DL1	1
		EPA 300.0 Rev 2.1 1993	CDC	3
92746891019	**HAM-MW-29**	EPA 6010D	MT1	1
		EPA 6020B	CW1	13
		EPA 7470A	VB	1
		SM 2540C-2015	DL1	1
		EPA 300.0 Rev 2.1 1993	CDC	3
92746891020	**HAM-AP1-FD-02**	EPA 6010D	MT1	1
		EPA 6020B	CW1	13
		EPA 7470A	VB	1
		SM 2540C-2015	DL1	1
		EPA 300.0 Rev 2.1 1993	CDC	3
92746891021	**HAM-AP1-EB-01**	EPA 6010D	MT1	1
		EPA 6020B	CW1	13
		EPA 7470A	VB	1
		SM 2540C-2015	DL1	1
		EPA 300.0 Rev 2.1 1993	CDC	3
92746891022	**HAM-AP1-FB-01**	EPA 6010D	MT1	1
		EPA 6020B	CW1	13
		EPA 7470A	VB	1
		SM 2540C-2015	DL1	1
		EPA 300.0 Rev 2.1 1993	CDC	3
92746891023	**HAM-AP1-EB-02**	EPA 6010D	MT1	1

This report shall not be reproduced, except in full,
without the written consent of Pace Analytical Services, LLC.

Pace Analytical Services, LLC
9800 Kincey Ave. Suite 100
Huntersville, NC 28078
(704)875-9092

SAMPLE ANALYTE COUNT

Project: Hammond AP-1
Pace Project No.: 92746891

Lab ID	Sample ID	Method	Analysts	Analytes Reported
		EPA 6020B	CW1	13
		EPA 7470A	VB	1
		SM 2540C-2015	DL1	1
		EPA 300.0 Rev 2.1 1993	CDC	3
92746891024	**HAM-AP1-FB-02**	EPA 6010D	MT1	1
		EPA 6020B	CW1	13
		EPA 7470A	VB	1
		SM 2540C-2015	DL1	1
		EPA 300.0 Rev 2.1 1993	CDC	3

PASI-A = Pace Analytical Services - Asheville
PASI-GA = Pace Analytical Services - Peachtree Corners, GA

This report shall not be reproduced, except in full,
without the written consent of Pace Analytical Services, LLC.

Pace Analytical Services, LLC
9800 Kincey Ave. Suite 100
Huntersville, NC 28078
(704)875-9092

SUMMARY OF DETECTION

Project: Hammond AP-1
Pace Project No.: 92746891

Lab Sample ID Method	Client Sample ID Parameters	Result	Units	Report Limit	Analyzed	Qualifiers
92746891001	**HAM-HGWC-7**					
EPA 6010D	Calcium	99.2	mg/L	1.0	08/19/24 16:59	
EPA 6020B	Barium	0.082	mg/L	0.0050	08/16/24 14:12	
EPA 6020B	Boron	0.77	mg/L	0.040	08/16/24 14:12	
EPA 6020B	Cobalt	0.00043J	mg/L	0.0050	08/16/24 14:12	
EPA 6020B	Lithium	0.0026J	mg/L	0.030	08/16/24 14:12	
EPA 6020B	Molybdenum	0.030	mg/L	0.010	08/16/24 14:12	
SM 2540C-2015	Total Dissolved Solids	417	mg/L	25.0	08/12/24 11:39	
EPA 300.0 Rev 2.1 1993	Chloride	28.6	mg/L	1.0	08/13/24 13:27	
EPA 300.0 Rev 2.1 1993	Fluoride	0.074J	mg/L	0.10	08/13/24 13:27	
EPA 300.0 Rev 2.1 1993	Sulfate	86.5	mg/L	1.0	08/13/24 13:27	M1
92746891002	**HAM-HGWC-8**					
EPA 6010D	Calcium	97.7	mg/L	1.0	08/19/24 17:02	
EPA 6020B	Barium	0.053	mg/L	0.0050	08/16/24 14:16	
EPA 6020B	Boron	1.7	mg/L	0.040	08/16/24 14:16	
EPA 6020B	Cadmium	0.0014	mg/L	0.00050	08/16/24 14:16	
EPA 6020B	Cobalt	0.0016J	mg/L	0.0050	08/16/24 14:16	
EPA 6020B	Molybdenum	0.28	mg/L	0.010	08/16/24 14:16	
SM 2540C-2015	Total Dissolved Solids	469	mg/L	25.0	08/12/24 11:40	
EPA 300.0 Rev 2.1 1993	Chloride	36.1	mg/L	1.0	08/13/24 14:09	
EPA 300.0 Rev 2.1 1993	Fluoride	0.37	mg/L	0.10	08/13/24 14:09	
EPA 300.0 Rev 2.1 1993	Sulfate	124	mg/L	3.0	08/13/24 23:45	
92746891003	**HAM-HGWC-9**					
EPA 6010D	Calcium	163	mg/L	1.0	08/19/24 17:06	
EPA 6020B	Barium	0.054	mg/L	0.0050	08/16/24 14:21	
EPA 6020B	Boron	1.9	mg/L	0.040	08/16/24 14:21	
EPA 6020B	Cobalt	0.00066J	mg/L	0.0050	08/16/24 14:21	
EPA 6020B	Lithium	0.0030J	mg/L	0.030	08/16/24 14:21	
EPA 6020B	Molybdenum	0.015	mg/L	0.010	08/16/24 14:21	
SM 2540C-2015	Total Dissolved Solids	731	mg/L	25.0	08/12/24 11:40	
EPA 300.0 Rev 2.1 1993	Chloride	87.1	mg/L	1.0	08/13/24 14:23	
EPA 300.0 Rev 2.1 1993	Fluoride	0.084J	mg/L	0.10	08/13/24 14:23	
EPA 300.0 Rev 2.1 1993	Sulfate	187	mg/L	4.0	08/14/24 00:46	
92746891004	**HAM-HGWC-10**					
EPA 6010D	Calcium	142	mg/L	1.0	08/19/24 17:10	
EPA 6020B	Barium	0.059	mg/L	0.0050	08/16/24 14:25	
EPA 6020B	Boron	0.48	mg/L	0.040	08/16/24 14:25	
EPA 6020B	Molybdenum	0.0012J	mg/L	0.010	08/16/24 14:25	
SM 2540C-2015	Total Dissolved Solids	501	mg/L	25.0	08/13/24 11:59	
EPA 300.0 Rev 2.1 1993	Chloride	12.9	mg/L	1.0	08/13/24 14:37	
EPA 300.0 Rev 2.1 1993	Fluoride	0.075J	mg/L	0.10	08/13/24 14:37	
EPA 300.0 Rev 2.1 1993	Sulfate	111	mg/L	3.0	08/14/24 01:00	
92746891005	**HAM-HGWC-11**					
EPA 6010D	Calcium	101	mg/L	1.0	08/19/24 17:14	
EPA 6020B	Arsenic	0.0015J	mg/L	0.0050	08/16/24 14:29	
EPA 6020B	Barium	0.029	mg/L	0.0050	08/16/24 14:29	

This report shall not be reproduced, except in full,
without the written consent of Pace Analytical Services, LLC.

Pace Analytical Services, LLC
9800 Kincey Ave. Suite 100
Huntersville, NC 28078
(704)875-9092

SUMMARY OF DETECTION

Project: Hammond AP-1
Pace Project No.: 92746891

Lab Sample ID / Method	Client Sample ID / Parameters	Result	Units	Report Limit	Analyzed	Qualifiers
92746891005	**HAM-HGWC-11**					
EPA 6020B	Boron	0.46	mg/L	0.040	08/16/24 14:29	
EPA 6020B	Molybdenum	0.010J	mg/L	0.010	08/16/24 14:29	
EPA 6020B	Selenium	0.0084	mg/L	0.0050	08/16/24 14:29	
SM 2540C-2015	Total Dissolved Solids	437	mg/L	25.0	08/13/24 12:00	
EPA 300.0 Rev 2.1 1993	Chloride	6.3	mg/L	1.0	08/13/24 14:51	
EPA 300.0 Rev 2.1 1993	Fluoride	0.11	mg/L	0.10	08/13/24 14:51	
EPA 300.0 Rev 2.1 1993	Sulfate	206	mg/L	5.0	08/14/24 01:14	
92746891006	**HAM-HGWC-12**					
EPA 6010D	Calcium	161	mg/L	1.0	08/19/24 17:18	
EPA 6020B	Arsenic	0.0024J	mg/L	0.0050	08/16/24 14:33	
EPA 6020B	Barium	0.063	mg/L	0.0050	08/16/24 14:33	
EPA 6020B	Boron	1.2	mg/L	0.040	08/16/24 14:33	
EPA 6020B	Cobalt	0.0011J	mg/L	0.0050	08/16/24 14:33	
EPA 6020B	Lithium	0.0089J	mg/L	0.030	08/16/24 14:33	
EPA 6020B	Molybdenum	0.044	mg/L	0.010	08/16/24 14:33	
SM 2540C-2015	Total Dissolved Solids	642	mg/L	25.0	08/13/24 12:00	
EPA 300.0 Rev 2.1 1993	Chloride	26.7	mg/L	1.0	08/13/24 15:05	
EPA 300.0 Rev 2.1 1993	Fluoride	0.17	mg/L	0.10	08/13/24 15:05	
EPA 300.0 Rev 2.1 1993	Sulfate	220	mg/L	5.0	08/14/24 01:28	
92746891007	**HAM-MW-5**					
EPA 6010D	Calcium	102	mg/L	1.0	08/19/24 17:29	
EPA 6020B	Barium	0.052	mg/L	0.0050	08/16/24 14:37	
EPA 6020B	Boron	0.039J	mg/L	0.040	08/16/24 14:37	
EPA 6020B	Selenium	0.0030J	mg/L	0.0050	08/16/24 14:37	
SM 2540C-2015	Total Dissolved Solids	487	mg/L	25.0	08/13/24 12:00	
EPA 300.0 Rev 2.1 1993	Chloride	1.0	mg/L	1.0	08/13/24 15:18	
EPA 300.0 Rev 2.1 1993	Fluoride	0.067J	mg/L	0.10	08/13/24 15:18	
EPA 300.0 Rev 2.1 1993	Sulfate	135	mg/L	3.0	08/14/24 01:42	
92746891008	**HAM-MW-6**					
EPA 6010D	Calcium	177	mg/L	1.0	08/19/24 17:33	
EPA 6020B	Barium	0.066	mg/L	0.0050	08/16/24 14:41	
EPA 6020B	Boron	0.60	mg/L	0.040	08/16/24 14:41	
EPA 6020B	Cobalt	0.00049J	mg/L	0.0050	08/16/24 14:41	
EPA 6020B	Molybdenum	0.0031J	mg/L	0.010	08/16/24 14:41	
SM 2540C-2015	Total Dissolved Solids	606	mg/L	25.0	08/13/24 12:01	
EPA 300.0 Rev 2.1 1993	Chloride	18.2	mg/L	1.0	08/13/24 15:32	
EPA 300.0 Rev 2.1 1993	Fluoride	0.057J	mg/L	0.10	08/13/24 15:32	
EPA 300.0 Rev 2.1 1993	Sulfate	163	mg/L	4.0	08/14/24 01:56	
92746891009	**HAM-MW-20**					
EPA 6010D	Calcium	124	mg/L	1.0	08/16/24 15:56	M1
EPA 6020B	Barium	0.089	mg/L	0.0050	08/16/24 15:04	
EPA 6020B	Boron	0.10	mg/L	0.040	08/16/24 15:04	
SM 2540C-2015	Total Dissolved Solids	462	mg/L	25.0	08/13/24 12:01	
EPA 300.0 Rev 2.1 1993	Chloride	29.8	mg/L	1.0	08/13/24 16:14	
EPA 300.0 Rev 2.1 1993	Sulfate	91.1	mg/L	2.0	08/14/24 02:11	

This report shall not be reproduced, except in full,
without the written consent of Pace Analytical Services, LLC.

Pace Analytical Services, LLC
9800 Kincey Ave. Suite 100
Huntersville, NC 28078
(704)875-9092

SUMMARY OF DETECTION

Project: Hammond AP-1
Pace Project No.: 92746891

Lab Sample ID / Method	Client Sample ID / Parameters	Result	Units	Report Limit	Analyzed	Qualifiers
92746891010	**HAM-MW-25D**					
EPA 6010D	Calcium	20.7	mg/L	1.0	08/16/24 16:08	
EPA 6020B	Barium	0.75	mg/L	0.0050	08/16/24 15:08	
EPA 6020B	Boron	0.31	mg/L	0.040	08/16/24 15:08	
EPA 6020B	Lithium	0.040	mg/L	0.030	08/16/24 15:08	
SM 2540C-2015	Total Dissolved Solids	323	mg/L	25.0	08/13/24 12:01	
EPA 300.0 Rev 2.1 1993	Chloride	12.6	mg/L	1.0	08/13/24 16:28	
EPA 300.0 Rev 2.1 1993	Fluoride	1.5	mg/L	0.10	08/13/24 16:28	
EPA 300.0 Rev 2.1 1993	Sulfate	0.79J	mg/L	1.0	08/13/24 16:28	
92746891011	**HAM-AP1-FD-01**					
EPA 6010D	Calcium	147	mg/L	1.0	08/16/24 16:12	
EPA 6020B	Barium	0.058	mg/L	0.0050	08/16/24 15:12	
EPA 6020B	Boron	0.43	mg/L	0.040	08/16/24 15:12	
EPA 6020B	Molybdenum	0.0011J	mg/L	0.010	08/16/24 15:12	
SM 2540C-2015	Total Dissolved Solids	483	mg/L	25.0	08/13/24 12:01	
EPA 300.0 Rev 2.1 1993	Chloride	12.4	mg/L	1.0	08/13/24 17:10	
EPA 300.0 Rev 2.1 1993	Fluoride	0.079J	mg/L	0.10	08/13/24 17:10	
EPA 300.0 Rev 2.1 1993	Sulfate	112	mg/L	3.0	08/14/24 02:25	M1
92746891012	**HAM-HGWC-13**					
EPA 6010D	Calcium	127	mg/L	1.0	08/16/24 16:16	
EPA 6020B	Arsenic	0.52	mg/L	0.0050	08/16/24 15:16	
EPA 6020B	Barium	0.050	mg/L	0.0050	08/16/24 15:16	
EPA 6020B	Boron	0.81	mg/L	0.040	08/16/24 15:16	
EPA 6020B	Cobalt	0.016	mg/L	0.0050	08/16/24 15:16	
EPA 6020B	Lithium	0.052	mg/L	0.030	08/16/24 15:16	
EPA 6020B	Molybdenum	0.011	mg/L	0.010	08/16/24 15:16	
SM 2540C-2015	Total Dissolved Solids	544	mg/L	25.0	08/14/24 12:01	
EPA 300.0 Rev 2.1 1993	Chloride	12.8	mg/L	1.0	08/13/24 17:52	
EPA 300.0 Rev 2.1 1993	Fluoride	0.38	mg/L	0.10	08/13/24 17:52	
EPA 300.0 Rev 2.1 1993	Sulfate	239	mg/L	5.0	08/14/24 03:35	
92746891013	**HAM-MW-7**					
EPA 6010D	Calcium	77.0	mg/L	1.0	08/16/24 16:19	
EPA 6020B	Barium	0.062	mg/L	0.0050	08/16/24 15:21	
EPA 6020B	Boron	0.11	mg/L	0.040	08/16/24 15:21	
EPA 6020B	Molybdenum	0.0021J	mg/L	0.010	08/16/24 15:21	
EPA 6020B	Selenium	0.0015J	mg/L	0.0050	08/16/24 15:21	
SM 2540C-2015	Total Dissolved Solids	288	mg/L	25.0	08/14/24 12:01	
EPA 300.0 Rev 2.1 1993	Chloride	1.9	mg/L	1.0	08/13/24 18:06	
EPA 300.0 Rev 2.1 1993	Fluoride	0.055J	mg/L	0.10	08/13/24 18:06	
EPA 300.0 Rev 2.1 1993	Sulfate	61.5	mg/L	1.0	08/13/24 18:06	
92746891014	**HAM-MW-19**					
EPA 6010D	Calcium	111	mg/L	1.0	08/16/24 16:30	
EPA 6020B	Barium	0.031	mg/L	0.0050	08/15/24 17:41	
EPA 6020B	Boron	0.61	mg/L	0.040	08/15/24 17:41	
EPA 6020B	Cadmium	0.00017J	mg/L	0.00050	08/15/24 17:41	
EPA 6020B	Cobalt	0.020	mg/L	0.0050	08/15/24 17:41	

This report shall not be reproduced, except in full,
without the written consent of Pace Analytical Services, LLC.

Pace Analytical Services, LLC
9800 Kincey Ave. Suite 100
Huntersville, NC 28078
(704)875-9092

SUMMARY OF DETECTION

Project: Hammond AP-1
Pace Project No.: 92746891

Lab Sample ID Method	Client Sample ID Parameters	Result	Units	Report Limit	Analyzed	Qualifiers
92746891014	**HAM-MW-19**					
EPA 6020B	Lithium	0.011J	mg/L	0.030	08/15/24 17:41	
EPA 6020B	Molybdenum	0.046	mg/L	0.010	08/15/24 17:41	
EPA 6020B	Selenium	0.0034J	mg/L	0.0050	08/15/24 17:41	
EPA 6020B	Thallium	0.00043J	mg/L	0.0010	08/15/24 17:41	
SM 2540C-2015	Total Dissolved Solids	472	mg/L	25.0	08/14/24 12:02	
EPA 300.0 Rev 2.1 1993	Chloride	13.7	mg/L	1.0	08/13/24 18:20	
EPA 300.0 Rev 2.1 1993	Fluoride	0.17	mg/L	0.10	08/13/24 18:20	
EPA 300.0 Rev 2.1 1993	Sulfate	170	mg/L	4.0	08/14/24 03:49	
92746891015	**HAM-MW-24D**					
EPA 6010D	Calcium	103	mg/L	1.0	08/16/24 16:34	
EPA 6020B	Antimony	0.00086J	mg/L	0.0030	08/15/24 17:55	
EPA 6020B	Barium	0.048	mg/L	0.0050	08/15/24 17:55	
EPA 6020B	Boron	0.50	mg/L	0.040	08/15/24 17:55	
EPA 6020B	Lithium	0.0029J	mg/L	0.030	08/15/24 17:55	
EPA 6020B	Molybdenum	0.0016J	mg/L	0.010	08/15/24 17:55	
SM 2540C-2015	Total Dissolved Solids	428	mg/L	25.0	08/14/24 12:02	
EPA 300.0 Rev 2.1 1993	Chloride	38.5	mg/L	1.0	08/13/24 19:02	
EPA 300.0 Rev 2.1 1993	Fluoride	0.054J	mg/L	0.10	08/13/24 19:02	
EPA 300.0 Rev 2.1 1993	Sulfate	134	mg/L	3.0	08/14/24 04:04	
92746891016	**HAM-MW-26D**					
EPA 6010D	Calcium	161	mg/L	1.0	08/16/24 16:37	
EPA 6020B	Barium	0.045	mg/L	0.0050	08/15/24 17:59	
EPA 6020B	Boron	1.9	mg/L	0.040	08/15/24 17:59	
EPA 6020B	Cobalt	0.00056J	mg/L	0.0050	08/15/24 17:59	
EPA 6020B	Lithium	0.0037J	mg/L	0.030	08/15/24 17:59	
EPA 6020B	Molybdenum	0.023	mg/L	0.010	08/15/24 17:59	
SM 2540C-2015	Total Dissolved Solids	689	mg/L	25.0	08/14/24 12:02	
EPA 300.0 Rev 2.1 1993	Chloride	70.3	mg/L	1.0	08/13/24 19:16	
EPA 300.0 Rev 2.1 1993	Fluoride	0.081J	mg/L	0.10	08/13/24 19:16	
EPA 300.0 Rev 2.1 1993	Sulfate	187	mg/L	4.0	08/14/24 04:18	
92746891017	**HAM-MW-27D**					
EPA 6010D	Calcium	22.4	mg/L	1.0	08/16/24 16:41	
EPA 6020B	Barium	0.63	mg/L	0.0050	08/15/24 18:03	
EPA 6020B	Boron	0.13	mg/L	0.040	08/15/24 18:03	
EPA 6020B	Lithium	0.011J	mg/L	0.030	08/15/24 18:03	
EPA 6020B	Molybdenum	0.0052J	mg/L	0.010	08/15/24 18:03	
SM 2540C-2015	Total Dissolved Solids	217	mg/L	25.0	08/14/24 12:03	
EPA 300.0 Rev 2.1 1993	Chloride	33.1	mg/L	1.0	08/13/24 19:30	
EPA 300.0 Rev 2.1 1993	Fluoride	0.21	mg/L	0.10	08/13/24 19:30	
EPA 300.0 Rev 2.1 1993	Sulfate	6.6	mg/L	1.0	08/13/24 19:30	
92746891018	**HAM-MW-28D**					
EPA 6010D	Calcium	50.8	mg/L	1.0	08/16/24 16:45	
EPA 6020B	Barium	2.6	mg/L	0.050	08/19/24 13:19	
EPA 6020B	Boron	0.11	mg/L	0.040	08/15/24 18:07	
EPA 6020B	Lithium	0.017J	mg/L	0.030	08/15/24 18:07	

This report shall not be reproduced, except in full,
without the written consent of Pace Analytical Services, LLC.

Pace Analytical Services, LLC
9800 Kincey Ave. Suite 100
Huntersville, NC 28078
(704)875-9092

SUMMARY OF DETECTION

Project: Hammond AP-1
Pace Project No.: 92746891

Lab Sample ID Method	Client Sample ID Parameters	Result	Units	Report Limit	Analyzed	Qualifiers
92746891018	**HAM-MW-28D**					
EPA 6020B	Molybdenum	0.0014J	mg/L	0.010	08/15/24 18:07	
SM 2540C-2015	Total Dissolved Solids	331	mg/L	25.0	08/14/24 12:04	
EPA 300.0 Rev 2.1 1993	Chloride	17.1	mg/L	1.0	08/13/24 19:43	
EPA 300.0 Rev 2.1 1993	Fluoride	0.25	mg/L	0.10	08/13/24 19:43	
EPA 300.0 Rev 2.1 1993	Sulfate	14.3	mg/L	1.0	08/13/24 19:43	
92746891019	**HAM-MW-29**					
EPA 6010D	Calcium	138	mg/L	1.0	08/16/24 16:49	
EPA 6020B	Barium	0.058	mg/L	0.0050	08/15/24 18:18	
EPA 6020B	Boron	1.1	mg/L	0.040	08/15/24 18:18	
EPA 6020B	Cadmium	0.00019J	mg/L	0.00050	08/15/24 18:18	
EPA 6020B	Cobalt	0.00078J	mg/L	0.0050	08/15/24 18:18	
EPA 6020B	Lithium	0.0019J	mg/L	0.030	08/15/24 18:18	
EPA 6020B	Molybdenum	0.0038J	mg/L	0.010	08/15/24 18:18	
SM 2540C-2015	Total Dissolved Solids	596	mg/L	25.0	08/14/24 12:05	
EPA 300.0 Rev 2.1 1993	Chloride	55.0	mg/L	1.0	08/13/24 19:57	
EPA 300.0 Rev 2.1 1993	Sulfate	140	mg/L	3.0	08/14/24 04:32	
92746891020	**HAM-AP1-FD-02**					
EPA 6010D	Calcium	80.5	mg/L	1.0	08/16/24 16:53	
EPA 6020B	Barium	0.060	mg/L	0.0050	08/15/24 18:21	
EPA 6020B	Boron	0.12	mg/L	0.040	08/15/24 18:21	
EPA 6020B	Molybdenum	0.0021J	mg/L	0.010	08/15/24 18:21	
EPA 6020B	Selenium	0.0013J	mg/L	0.0050	08/15/24 18:21	
SM 2540C-2015	Total Dissolved Solids	318	mg/L	25.0	08/14/24 12:05	
EPA 300.0 Rev 2.1 1993	Chloride	2.1	mg/L	1.0	08/13/24 20:11	
EPA 300.0 Rev 2.1 1993	Fluoride	0.055J	mg/L	0.10	08/13/24 20:11	
EPA 300.0 Rev 2.1 1993	Sulfate	62.5	mg/L	1.0	08/13/24 20:11	
92746891021	**HAM-AP1-EB-01**					
SM 2540C-2015	Total Dissolved Solids	52.0	mg/L	25.0	08/14/24 12:05	D6
92746891022	**HAM-AP1-FB-01**					
SM 2540C-2015	Total Dissolved Solids	47.0	mg/L	25.0	08/14/24 12:06	
92746891023	**HAM-AP1-EB-02**					
SM 2540C-2015	Total Dissolved Solids	53.0	mg/L	25.0	08/14/24 12:06	
92746891024	**HAM-AP1-FB-02**					
SM 2540C-2015	Total Dissolved Solids	28.0	mg/L	25.0	08/14/24 12:07	

This report shall not be reproduced, except in full,
without the written consent of Pace Analytical Services, LLC.

Pace Analytical Services, LLC
9800 Kincey Ave. Suite 100
Huntersville, NC 28078
(704)875-9092

ANALYTICAL RESULTS

Project: Hammond AP-1
Pace Project No.: 92746891

Sample: HAM-HGWC-7 **Lab ID: 92746891001** Collected: 08/07/24 16:15 Received: 08/09/24 14:15 Matrix: Water

Parameters	Results	Units	Report Limit	MDL	DF	Prepared	Analyzed	CAS No.	Qual
6010D ATL ICP	Analytical Method: EPA 6010D Preparation Method: EPA 3010A Pace Analytical Services - Peachtree Corners, GA								
Calcium	**99.2**	mg/L	1.0	0.12	1	08/15/24 16:46	08/19/24 16:59	7440-70-2	
6020 MET ICPMS	Analytical Method: EPA 6020B Preparation Method: EPA 3005A Pace Analytical Services - Peachtree Corners, GA								
Antimony	ND	mg/L	0.0030	0.00054	1	08/15/24 12:21	08/16/24 14:12	7440-36-0	
Arsenic	ND	mg/L	0.0050	0.00084	1	08/15/24 12:21	08/16/24 14:12	7440-38-2	
Barium	**0.082**	mg/L	0.0050	0.00047	1	08/15/24 12:21	08/16/24 14:12	7440-39-3	
Beryllium	ND	mg/L	0.00050	0.000094	1	08/15/24 12:21	08/16/24 14:12	7440-41-7	
Boron	**0.77**	mg/L	0.040	0.012	1	08/15/24 12:21	08/16/24 14:12	7440-42-8	
Cadmium	ND	mg/L	0.00050	0.00010	1	08/15/24 12:21	08/16/24 14:12	7440-43-9	
Chromium	ND	mg/L	0.0050	0.0019	1	08/15/24 12:21	08/16/24 14:12	7440-47-3	
Cobalt	**0.00043J**	mg/L	0.0050	0.00032	1	08/15/24 12:21	08/16/24 14:12	7440-48-4	
Lead	ND	mg/L	0.0010	0.00016	1	08/15/24 12:21	08/16/24 14:12	7439-92-1	
Lithium	**0.0026J**	mg/L	0.030	0.0016	1	08/15/24 12:21	08/16/24 14:12	7439-93-2	
Molybdenum	**0.030**	mg/L	0.010	0.00062	1	08/15/24 12:21	08/16/24 14:12	7439-98-7	
Selenium	ND	mg/L	0.0050	0.00096	1	08/15/24 12:21	08/16/24 14:12	7782-49-2	
Thallium	ND	mg/L	0.0010	0.00038	1	08/15/24 12:21	08/16/24 14:12	7440-28-0	
7470 Mercury	Analytical Method: EPA 7470A Preparation Method: EPA 7470A Pace Analytical Services - Peachtree Corners, GA								
Mercury	ND	mg/L	0.00020	0.00013	1	08/20/24 09:00	08/20/24 13:45	7439-97-6	
2540C Total Dissolved Solids	Analytical Method: SM 2540C-2015 Pace Analytical Services - Peachtree Corners, GA								
Total Dissolved Solids	**417**	mg/L	25.0	25.0	1		08/12/24 11:39		
300.0 IC Anions 28 Days	Analytical Method: EPA 300.0 Rev 2.1 1993 Pace Analytical Services - Asheville								
Chloride	**28.6**	mg/L	1.0	0.60	1		08/13/24 13:27	16887-00-6	
Fluoride	**0.074J**	mg/L	0.10	0.050	1		08/13/24 13:27	16984-48-8	
Sulfate	**86.5**	mg/L	1.0	0.50	1		08/13/24 13:27	14808-79-8	M1

This report shall not be reproduced, except in full,
without the written consent of Pace Analytical Services, LLC.

Pace Analytical Services, LLC
9800 Kincey Ave. Suite 100
Huntersville, NC 28078
(704)875-9092

ANALYTICAL RESULTS

Project: Hammond AP-1
Pace Project No.: 92746891

Sample: HAM-HGWC-8 **Lab ID: 92746891002** Collected: 08/07/24 14:10 Received: 08/09/24 14:15 Matrix: Water

Parameters	Results	Units	Report Limit	MDL	DF	Prepared	Analyzed	CAS No.	Qual
6010D ATL ICP	Analytical Method: EPA 6010D Preparation Method: EPA 3010A Pace Analytical Services - Peachtree Corners, GA								
Calcium	**97.7**	mg/L	1.0	0.12	1	08/15/24 16:46	08/19/24 17:02	7440-70-2	
6020 MET ICPMS	Analytical Method: EPA 6020B Preparation Method: EPA 3005A Pace Analytical Services - Peachtree Corners, GA								
Antimony	ND	mg/L	0.0030	0.00054	1	08/15/24 12:21	08/16/24 14:16	7440-36-0	
Arsenic	ND	mg/L	0.0050	0.00084	1	08/15/24 12:21	08/16/24 14:16	7440-38-2	
Barium	**0.053**	mg/L	0.0050	0.00047	1	08/15/24 12:21	08/16/24 14:16	7440-39-3	
Beryllium	ND	mg/L	0.00050	0.000094	1	08/15/24 12:21	08/16/24 14:16	7440-41-7	
Boron	**1.7**	mg/L	0.040	0.012	1	08/15/24 12:21	08/16/24 14:16	7440-42-8	
Cadmium	**0.0014**	mg/L	0.00050	0.00010	1	08/15/24 12:21	08/16/24 14:16	7440-43-9	
Chromium	ND	mg/L	0.0050	0.0019	1	08/15/24 12:21	08/16/24 14:16	7440-47-3	
Cobalt	**0.0016J**	mg/L	0.0050	0.00032	1	08/15/24 12:21	08/16/24 14:16	7440-48-4	
Lead	ND	mg/L	0.0010	0.00016	1	08/15/24 12:21	08/16/24 14:16	7439-92-1	
Lithium	ND	mg/L	0.030	0.0016	1	08/15/24 12:21	08/16/24 14:16	7439-93-2	
Molybdenum	**0.28**	mg/L	0.010	0.00062	1	08/15/24 12:21	08/16/24 14:16	7439-98-7	
Selenium	ND	mg/L	0.0050	0.00096	1	08/15/24 12:21	08/16/24 14:16	7782-49-2	
Thallium	ND	mg/L	0.0010	0.00038	1	08/15/24 12:21	08/16/24 14:16	7440-28-0	
7470 Mercury	Analytical Method: EPA 7470A Preparation Method: EPA 7470A Pace Analytical Services - Peachtree Corners, GA								
Mercury	ND	mg/L	0.00020	0.00013	1	08/20/24 09:00	08/20/24 14:01	7439-97-6	
2540C Total Dissolved Solids	Analytical Method: SM 2540C-2015 Pace Analytical Services - Peachtree Corners, GA								
Total Dissolved Solids	**469**	mg/L	25.0	25.0	1		08/12/24 11:40		
300.0 IC Anions 28 Days	Analytical Method: EPA 300.0 Rev 2.1 1993 Pace Analytical Services - Asheville								
Chloride	**36.1**	mg/L	1.0	0.60	1		08/13/24 14:09	16887-00-6	
Fluoride	**0.37**	mg/L	0.10	0.050	1		08/13/24 14:09	16984-48-8	
Sulfate	**124**	mg/L	3.0	1.5	3		08/13/24 23:45	14808-79-8	

This report shall not be reproduced, except in full,
without the written consent of Pace Analytical Services, LLC.

Pace Analytical Services, LLC
9800 Kincey Ave. Suite 100
Huntersville, NC 28078
(704)875-9092

ANALYTICAL RESULTS

Project: Hammond AP-1
Pace Project No.: 92746891

Sample: HAM-HGWC-9 **Lab ID: 92746891003** Collected: 08/07/24 11:45 Received: 08/09/24 14:15 Matrix: Water

Parameters	Results	Units	Report Limit	MDL	DF	Prepared	Analyzed	CAS No.	Qual
6010D ATL ICP	Analytical Method: EPA 6010D Preparation Method: EPA 3010A Pace Analytical Services - Peachtree Corners, GA								
Calcium	**163**	mg/L	1.0	0.12	1	08/15/24 16:46	08/19/24 17:06	7440-70-2	
6020 MET ICPMS	Analytical Method: EPA 6020B Preparation Method: EPA 3005A Pace Analytical Services - Peachtree Corners, GA								
Antimony	ND	mg/L	0.0030	0.00054	1	08/15/24 12:21	08/16/24 14:21	7440-36-0	
Arsenic	ND	mg/L	0.0050	0.00084	1	08/15/24 12:21	08/16/24 14:21	7440-38-2	
Barium	**0.054**	mg/L	0.0050	0.00047	1	08/15/24 12:21	08/16/24 14:21	7440-39-3	
Beryllium	ND	mg/L	0.00050	0.000094	1	08/15/24 12:21	08/16/24 14:21	7440-41-7	
Boron	**1.9**	mg/L	0.040	0.012	1	08/15/24 12:21	08/16/24 14:21	7440-42-8	
Cadmium	ND	mg/L	0.00050	0.00010	1	08/15/24 12:21	08/16/24 14:21	7440-43-9	
Chromium	ND	mg/L	0.0050	0.0019	1	08/15/24 12:21	08/16/24 14:21	7440-47-3	
Cobalt	**0.00066J**	mg/L	0.0050	0.00032	1	08/15/24 12:21	08/16/24 14:21	7440-48-4	
Lead	ND	mg/L	0.0010	0.00016	1	08/15/24 12:21	08/16/24 14:21	7439-92-1	
Lithium	**0.0030J**	mg/L	0.030	0.0016	1	08/15/24 12:21	08/16/24 14:21	7439-93-2	
Molybdenum	**0.015**	mg/L	0.010	0.00062	1	08/15/24 12:21	08/16/24 14:21	7439-98-7	
Selenium	ND	mg/L	0.0050	0.00096	1	08/15/24 12:21	08/16/24 14:21	7782-49-2	
Thallium	ND	mg/L	0.0010	0.00038	1	08/15/24 12:21	08/16/24 14:21	7440-28-0	
7470 Mercury	Analytical Method: EPA 7470A Preparation Method: EPA 7470A Pace Analytical Services - Peachtree Corners, GA								
Mercury	ND	mg/L	0.00020	0.00013	1	08/20/24 09:00	08/20/24 14:03	7439-97-6	
2540C Total Dissolved Solids	Analytical Method: SM 2540C-2015 Pace Analytical Services - Peachtree Corners, GA								
Total Dissolved Solids	**731**	mg/L	25.0	25.0	1		08/12/24 11:40		
300.0 IC Anions 28 Days	Analytical Method: EPA 300.0 Rev 2.1 1993 Pace Analytical Services - Asheville								
Chloride	**87.1**	mg/L	1.0	0.60	1		08/13/24 14:23	16887-00-6	
Fluoride	**0.084J**	mg/L	0.10	0.050	1		08/13/24 14:23	16984-48-8	
Sulfate	**187**	mg/L	4.0	2.0	4		08/14/24 00:46	14808-79-8	

This report shall not be reproduced, except in full,
without the written consent of Pace Analytical Services, LLC.

Pace Analytical Services, LLC
9800 Kincey Ave. Suite 100
Huntersville, NC 28078
(704)875-9092

ANALYTICAL RESULTS

Project: Hammond AP-1
Pace Project No.: 92746891

Sample: HAM-HGWC-10 **Lab ID: 92746891004** Collected: 08/07/24 09:30 Received: 08/09/24 14:15 Matrix: Water

Parameters	Results	Units	Report Limit	MDL	DF	Prepared	Analyzed	CAS No.	Qual
6010D ATL ICP	Analytical Method: EPA 6010D Preparation Method: EPA 3010A Pace Analytical Services - Peachtree Corners, GA								
Calcium	**142**	mg/L	1.0	0.12	1	08/15/24 16:46	08/19/24 17:10	7440-70-2	
6020 MET ICPMS	Analytical Method: EPA 6020B Preparation Method: EPA 3005A Pace Analytical Services - Peachtree Corners, GA								
Antimony	ND	mg/L	0.0030	0.00054	1	08/15/24 12:21	08/16/24 14:25	7440-36-0	
Arsenic	ND	mg/L	0.0050	0.00084	1	08/15/24 12:21	08/16/24 14:25	7440-38-2	
Barium	**0.059**	mg/L	0.0050	0.00047	1	08/15/24 12:21	08/16/24 14:25	7440-39-3	
Beryllium	ND	mg/L	0.00050	0.000094	1	08/15/24 12:21	08/16/24 14:25	7440-41-7	
Boron	**0.48**	mg/L	0.040	0.012	1	08/15/24 12:21	08/16/24 14:25	7440-42-8	
Cadmium	ND	mg/L	0.00050	0.00010	1	08/15/24 12:21	08/16/24 14:25	7440-43-9	
Chromium	ND	mg/L	0.0050	0.0019	1	08/15/24 12:21	08/16/24 14:25	7440-47-3	
Cobalt	ND	mg/L	0.0050	0.00032	1	08/15/24 12:21	08/16/24 14:25	7440-48-4	
Lead	ND	mg/L	0.0010	0.00016	1	08/15/24 12:21	08/16/24 14:25	7439-92-1	
Lithium	ND	mg/L	0.030	0.0016	1	08/15/24 12:21	08/16/24 14:25	7439-93-2	
Molybdenum	**0.0012J**	mg/L	0.010	0.00062	1	08/15/24 12:21	08/16/24 14:25	7439-98-7	
Selenium	ND	mg/L	0.0050	0.00096	1	08/15/24 12:21	08/16/24 14:25	7782-49-2	
Thallium	ND	mg/L	0.0010	0.00038	1	08/15/24 12:21	08/16/24 14:25	7440-28-0	
7470 Mercury	Analytical Method: EPA 7470A Preparation Method: EPA 7470A Pace Analytical Services - Peachtree Corners, GA								
Mercury	ND	mg/L	0.00020	0.00013	1	08/20/24 09:00	08/20/24 14:06	7439-97-6	
2540C Total Dissolved Solids	Analytical Method: SM 2540C-2015 Pace Analytical Services - Peachtree Corners, GA								
Total Dissolved Solids	**501**	mg/L	25.0	25.0	1		08/13/24 11:59		
300.0 IC Anions 28 Days	Analytical Method: EPA 300.0 Rev 2.1 1993 Pace Analytical Services - Asheville								
Chloride	**12.9**	mg/L	1.0	0.60	1		08/13/24 14:37	16887-00-6	
Fluoride	**0.075J**	mg/L	0.10	0.050	1		08/13/24 14:37	16984-48-8	
Sulfate	**111**	mg/L	3.0	1.5	3		08/14/24 01:00	14808-79-8	

This report shall not be reproduced, except in full,
without the written consent of Pace Analytical Services, LLC.

Pace Analytical Services, LLC
9800 Kincey Ave. Suite 100
Huntersville, NC 28078
(704)875-9092

ANALYTICAL RESULTS

Project: Hammond AP-1
Pace Project No.: 92746891

Sample: HAM-HGWC-11 **Lab ID: 92746891005** Collected: 08/07/24 11:08 Received: 08/09/24 14:15 Matrix: Water

Parameters	Results	Units	Report Limit	MDL	DF	Prepared	Analyzed	CAS No.	Qual
6010D ATL ICP	Analytical Method: EPA 6010D Preparation Method: EPA 3010A Pace Analytical Services - Peachtree Corners, GA								
Calcium	**101**	mg/L	1.0	0.12	1	08/15/24 16:46	08/19/24 17:14	7440-70-2	
6020 MET ICPMS	Analytical Method: EPA 6020B Preparation Method: EPA 3005A Pace Analytical Services - Peachtree Corners, GA								
Antimony	ND	mg/L	0.0030	0.00054	1	08/15/24 12:21	08/16/24 14:29	7440-36-0	
Arsenic	**0.0015J**	mg/L	0.0050	0.00084	1	08/15/24 12:21	08/16/24 14:29	7440-38-2	
Barium	**0.029**	mg/L	0.0050	0.00047	1	08/15/24 12:21	08/16/24 14:29	7440-39-3	
Beryllium	ND	mg/L	0.00050	0.000094	1	08/15/24 12:21	08/16/24 14:29	7440-41-7	
Boron	**0.46**	mg/L	0.040	0.012	1	08/15/24 12:21	08/16/24 14:29	7440-42-8	
Cadmium	ND	mg/L	0.00050	0.00010	1	08/15/24 12:21	08/16/24 14:29	7440-43-9	
Chromium	ND	mg/L	0.0050	0.0019	1	08/15/24 12:21	08/16/24 14:29	7440-47-3	
Cobalt	ND	mg/L	0.0050	0.00032	1	08/15/24 12:21	08/16/24 14:29	7440-48-4	
Lead	ND	mg/L	0.0010	0.00016	1	08/15/24 12:21	08/16/24 14:29	7439-92-1	
Lithium	ND	mg/L	0.030	0.0016	1	08/15/24 12:21	08/16/24 14:29	7439-93-2	
Molybdenum	**0.010J**	mg/L	0.010	0.00062	1	08/15/24 12:21	08/16/24 14:29	7439-98-7	
Selenium	**0.0084**	mg/L	0.0050	0.00096	1	08/15/24 12:21	08/16/24 14:29	7782-49-2	
Thallium	ND	mg/L	0.0010	0.00038	1	08/15/24 12:21	08/16/24 14:29	7440-28-0	
7470 Mercury	Analytical Method: EPA 7470A Preparation Method: EPA 7470A Pace Analytical Services - Peachtree Corners, GA								
Mercury	ND	mg/L	0.00020	0.00013	1	08/20/24 09:00	08/20/24 14:08	7439-97-6	
2540C Total Dissolved Solids	Analytical Method: SM 2540C-2015 Pace Analytical Services - Peachtree Corners, GA								
Total Dissolved Solids	**437**	mg/L	25.0	25.0	1		08/13/24 12:00		
300.0 IC Anions 28 Days	Analytical Method: EPA 300.0 Rev 2.1 1993 Pace Analytical Services - Asheville								
Chloride	**6.3**	mg/L	1.0	0.60	1		08/13/24 14:51	16887-00-6	
Fluoride	**0.11**	mg/L	0.10	0.050	1		08/13/24 14:51	16984-48-8	
Sulfate	**206**	mg/L	5.0	2.5	5		08/14/24 01:14	14808-79-8	

This report shall not be reproduced, except in full,
without the written consent of Pace Analytical Services, LLC.

Pace Analytical Services, LLC
9800 Kincey Ave. Suite 100
Huntersville, NC 28078
(704)875-9092

ANALYTICAL RESULTS

Project: Hammond AP-1
Pace Project No.: 92746891

Sample: HAM-HGWC-12 **Lab ID: 92746891006** Collected: 08/07/24 13:30 Received: 08/09/24 14:15 Matrix: Water

Parameters	Results	Units	Report Limit	MDL	DF	Prepared	Analyzed	CAS No.	Qual
6010D ATL ICP	Analytical Method: EPA 6010D Preparation Method: EPA 3010A Pace Analytical Services - Peachtree Corners, GA								
Calcium	**161**	mg/L	1.0	0.12	1	08/15/24 16:46	08/19/24 17:18	7440-70-2	
6020 MET ICPMS	Analytical Method: EPA 6020B Preparation Method: EPA 3005A Pace Analytical Services - Peachtree Corners, GA								
Antimony	ND	mg/L	0.0030	0.00054	1	08/15/24 12:21	08/16/24 14:33	7440-36-0	
Arsenic	**0.0024J**	mg/L	0.0050	0.00084	1	08/15/24 12:21	08/16/24 14:33	7440-38-2	
Barium	**0.063**	mg/L	0.0050	0.00047	1	08/15/24 12:21	08/16/24 14:33	7440-39-3	
Beryllium	ND	mg/L	0.00050	0.000094	1	08/15/24 12:21	08/16/24 14:33	7440-41-7	
Boron	**1.2**	mg/L	0.040	0.012	1	08/15/24 12:21	08/16/24 14:33	7440-42-8	
Cadmium	ND	mg/L	0.00050	0.00010	1	08/15/24 12:21	08/16/24 14:33	7440-43-9	
Chromium	ND	mg/L	0.0050	0.0019	1	08/15/24 12:21	08/16/24 14:33	7440-47-3	
Cobalt	**0.0011J**	mg/L	0.0050	0.00032	1	08/15/24 12:21	08/16/24 14:33	7440-48-4	
Lead	ND	mg/L	0.0010	0.00016	1	08/15/24 12:21	08/16/24 14:33	7439-92-1	
Lithium	**0.0089J**	mg/L	0.030	0.0016	1	08/15/24 12:21	08/16/24 14:33	7439-93-2	
Molybdenum	**0.044**	mg/L	0.010	0.00062	1	08/15/24 12:21	08/16/24 14:33	7439-98-7	
Selenium	ND	mg/L	0.0050	0.00096	1	08/15/24 12:21	08/16/24 14:33	7782-49-2	
Thallium	ND	mg/L	0.0010	0.00038	1	08/15/24 12:21	08/16/24 14:33	7440-28-0	
7470 Mercury	Analytical Method: EPA 7470A Preparation Method: EPA 7470A Pace Analytical Services - Peachtree Corners, GA								
Mercury	ND	mg/L	0.00020	0.00013	1	08/20/24 09:00	08/20/24 14:11	7439-97-6	
2540C Total Dissolved Solids	Analytical Method: SM 2540C-2015 Pace Analytical Services - Peachtree Corners, GA								
Total Dissolved Solids	**642**	mg/L	25.0	25.0	1		08/13/24 12:00		
300.0 IC Anions 28 Days	Analytical Method: EPA 300.0 Rev 2.1 1993 Pace Analytical Services - Asheville								
Chloride	**26.7**	mg/L	1.0	0.60	1		08/13/24 15:05	16887-00-6	
Fluoride	**0.17**	mg/L	0.10	0.050	1		08/13/24 15:05	16984-48-8	
Sulfate	**220**	mg/L	5.0	2.5	5		08/14/24 01:28	14808-79-8	

This report shall not be reproduced, except in full,
without the written consent of Pace Analytical Services, LLC.

Pace Analytical Services, LLC
9800 Kincey Ave. Suite 100
Huntersville, NC 28078
(704)875-9092

ANALYTICAL RESULTS

Project: Hammond AP-1
Pace Project No.: 92746891

Sample: HAM-MW-5 **Lab ID: 92746891007** Collected: 08/07/24 09:29 Received: 08/09/24 14:15 Matrix: Water

Parameters	Results	Units	Report Limit	MDL	DF	Prepared	Analyzed	CAS No.	Qual
6010D ATL ICP	Analytical Method: EPA 6010D Preparation Method: EPA 3010A Pace Analytical Services - Peachtree Corners, GA								
Calcium	**102**	mg/L	1.0	0.12	1	08/15/24 16:46	08/19/24 17:29	7440-70-2	
6020 MET ICPMS	Analytical Method: EPA 6020B Preparation Method: EPA 3005A Pace Analytical Services - Peachtree Corners, GA								
Antimony	ND	mg/L	0.0030	0.00054	1	08/15/24 12:21	08/16/24 14:37	7440-36-0	
Arsenic	ND	mg/L	0.0050	0.00084	1	08/15/24 12:21	08/16/24 14:37	7440-38-2	
Barium	**0.052**	mg/L	0.0050	0.00047	1	08/15/24 12:21	08/16/24 14:37	7440-39-3	
Beryllium	ND	mg/L	0.00050	0.000094	1	08/15/24 12:21	08/16/24 14:37	7440-41-7	
Boron	**0.039J**	mg/L	0.040	0.012	1	08/15/24 12:21	08/16/24 14:37	7440-42-8	
Cadmium	ND	mg/L	0.00050	0.00010	1	08/15/24 12:21	08/16/24 14:37	7440-43-9	
Chromium	ND	mg/L	0.0050	0.0019	1	08/15/24 12:21	08/16/24 14:37	7440-47-3	
Cobalt	ND	mg/L	0.0050	0.00032	1	08/15/24 12:21	08/16/24 14:37	7440-48-4	
Lead	ND	mg/L	0.0010	0.00016	1	08/15/24 12:21	08/16/24 14:37	7439-92-1	
Lithium	ND	mg/L	0.030	0.0016	1	08/15/24 12:21	08/16/24 14:37	7439-93-2	
Molybdenum	ND	mg/L	0.010	0.00062	1	08/15/24 12:21	08/16/24 14:37	7439-98-7	
Selenium	**0.0030J**	mg/L	0.0050	0.00096	1	08/15/24 12:21	08/16/24 14:37	7782-49-2	
Thallium	ND	mg/L	0.0010	0.00038	1	08/15/24 12:21	08/16/24 14:37	7440-28-0	
7470 Mercury	Analytical Method: EPA 7470A Preparation Method: EPA 7470A Pace Analytical Services - Peachtree Corners, GA								
Mercury	ND	mg/L	0.00020	0.00013	1	08/20/24 09:00	08/20/24 14:14	7439-97-6	
2540C Total Dissolved Solids	Analytical Method: SM 2540C-2015 Pace Analytical Services - Peachtree Corners, GA								
Total Dissolved Solids	**487**	mg/L	25.0	25.0	1		08/13/24 12:00		
300.0 IC Anions 28 Days	Analytical Method: EPA 300.0 Rev 2.1 1993 Pace Analytical Services - Asheville								
Chloride	**1.0**	mg/L	1.0	0.60	1		08/13/24 15:18	16887-00-6	
Fluoride	**0.067J**	mg/L	0.10	0.050	1		08/13/24 15:18	16984-48-8	
Sulfate	**135**	mg/L	3.0	1.5	3		08/14/24 01:42	14808-79-8	

This report shall not be reproduced, except in full,
without the written consent of Pace Analytical Services, LLC.

Pace Analytical Services, LLC
9800 Kincey Ave. Suite 100
Huntersville, NC 28078
(704)875-9092

ANALYTICAL RESULTS

Project: Hammond AP-1
Pace Project No.: 92746891

Sample: HAM-MW-6 **Lab ID: 92746891008** Collected: 08/07/24 16:35 Received: 08/09/24 14:15 Matrix: Water

Parameters	Results	Units	Report Limit	MDL	DF	Prepared	Analyzed	CAS No.	Qual
6010D ATL ICP	Analytical Method: EPA 6010D Preparation Method: EPA 3010A Pace Analytical Services - Peachtree Corners, GA								
Calcium	**177**	mg/L	1.0	0.12	1	08/15/24 16:46	08/19/24 17:33	7440-70-2	
6020 MET ICPMS	Analytical Method: EPA 6020B Preparation Method: EPA 3005A Pace Analytical Services - Peachtree Corners, GA								
Antimony	ND	mg/L	0.0030	0.00054	1	08/15/24 12:21	08/16/24 14:41	7440-36-0	
Arsenic	ND	mg/L	0.0050	0.00084	1	08/15/24 12:21	08/16/24 14:41	7440-38-2	
Barium	**0.066**	mg/L	0.0050	0.00047	1	08/15/24 12:21	08/16/24 14:41	7440-39-3	
Beryllium	ND	mg/L	0.00050	0.000094	1	08/15/24 12:21	08/16/24 14:41	7440-41-7	
Boron	**0.60**	mg/L	0.040	0.012	1	08/15/24 12:21	08/16/24 14:41	7440-42-8	
Cadmium	ND	mg/L	0.00050	0.00010	1	08/15/24 12:21	08/16/24 14:41	7440-43-9	
Chromium	ND	mg/L	0.0050	0.0019	1	08/15/24 12:21	08/16/24 14:41	7440-47-3	
Cobalt	**0.00049J**	mg/L	0.0050	0.00032	1	08/15/24 12:21	08/16/24 14:41	7440-48-4	
Lead	ND	mg/L	0.0010	0.00016	1	08/15/24 12:21	08/16/24 14:41	7439-92-1	
Lithium	ND	mg/L	0.030	0.0016	1	08/15/24 12:21	08/16/24 14:41	7439-93-2	
Molybdenum	**0.0031J**	mg/L	0.010	0.00062	1	08/15/24 12:21	08/16/24 14:41	7439-98-7	
Selenium	ND	mg/L	0.0050	0.00096	1	08/15/24 12:21	08/16/24 14:41	7782-49-2	
Thallium	ND	mg/L	0.0010	0.00038	1	08/15/24 12:21	08/16/24 14:41	7440-28-0	
7470 Mercury	Analytical Method: EPA 7470A Preparation Method: EPA 7470A Pace Analytical Services - Peachtree Corners, GA								
Mercury	ND	mg/L	0.00020	0.00013	1	08/20/24 09:00	08/20/24 14:16	7439-97-6	
2540C Total Dissolved Solids	Analytical Method: SM 2540C-2015 Pace Analytical Services - Peachtree Corners, GA								
Total Dissolved Solids	**606**	mg/L	25.0	25.0	1		08/13/24 12:01		
300.0 IC Anions 28 Days	Analytical Method: EPA 300.0 Rev 2.1 1993 Pace Analytical Services - Asheville								
Chloride	**18.2**	mg/L	1.0	0.60	1		08/13/24 15:32	16887-00-6	
Fluoride	**0.057J**	mg/L	0.10	0.050	1		08/13/24 15:32	16984-48-8	
Sulfate	**163**	mg/L	4.0	2.0	4		08/14/24 01:56	14808-79-8	

This report shall not be reproduced, except in full,
without the written consent of Pace Analytical Services, LLC.

Pace Analytical Services, LLC
9800 Kincey Ave. Suite 100
Huntersville, NC 28078
(704)875-9092

ANALYTICAL RESULTS

Project: Hammond AP-1
Pace Project No.: 92746891

Sample: HAM-MW-20 **Lab ID: 92746891009** Collected: 08/07/24 16:38 Received: 08/09/24 14:15 Matrix: Water

Parameters	Results	Units	Report Limit	MDL	DF	Prepared	Analyzed	CAS No.	Qual
6010D ATL ICP	Analytical Method: EPA 6010D Preparation Method: EPA 3010A Pace Analytical Services - Peachtree Corners, GA								
Calcium	**124**	mg/L	1.0	0.12	1	08/15/24 17:37	08/16/24 15:56	7440-70-2	M1
6020 MET ICPMS	Analytical Method: EPA 6020B Preparation Method: EPA 3005A Pace Analytical Services - Peachtree Corners, GA								
Antimony	ND	mg/L	0.0030	0.00054	1	08/15/24 12:21	08/16/24 15:04	7440-36-0	
Arsenic	ND	mg/L	0.0050	0.00084	1	08/15/24 12:21	08/16/24 15:04	7440-38-2	
Barium	**0.089**	mg/L	0.0050	0.00047	1	08/15/24 12:21	08/16/24 15:04	7440-39-3	
Beryllium	ND	mg/L	0.00050	0.000094	1	08/15/24 12:21	08/16/24 15:04	7440-41-7	
Boron	**0.10**	mg/L	0.040	0.012	1	08/15/24 12:21	08/16/24 15:04	7440-42-8	
Cadmium	ND	mg/L	0.00050	0.00010	1	08/15/24 12:21	08/16/24 15:04	7440-43-9	
Chromium	ND	mg/L	0.0050	0.0019	1	08/15/24 12:21	08/16/24 15:04	7440-47-3	
Cobalt	ND	mg/L	0.0050	0.00032	1	08/15/24 12:21	08/16/24 15:04	7440-48-4	
Lead	ND	mg/L	0.0010	0.00016	1	08/15/24 12:21	08/16/24 15:04	7439-92-1	
Lithium	ND	mg/L	0.030	0.0016	1	08/15/24 12:21	08/16/24 15:04	7439-93-2	
Molybdenum	ND	mg/L	0.010	0.00062	1	08/15/24 12:21	08/16/24 15:04	7439-98-7	
Selenium	ND	mg/L	0.0050	0.00096	1	08/15/24 12:21	08/16/24 15:04	7782-49-2	
Thallium	ND	mg/L	0.0010	0.00038	1	08/15/24 12:21	08/16/24 15:04	7440-28-0	
7470 Mercury	Analytical Method: EPA 7470A Preparation Method: EPA 7470A Pace Analytical Services - Peachtree Corners, GA								
Mercury	ND	mg/L	0.00020	0.00013	1	08/20/24 09:00	08/20/24 14:19	7439-97-6	
2540C Total Dissolved Solids	Analytical Method: SM 2540C-2015 Pace Analytical Services - Peachtree Corners, GA								
Total Dissolved Solids	**462**	mg/L	25.0	25.0	1		08/13/24 12:01		
300.0 IC Anions 28 Days	Analytical Method: EPA 300.0 Rev 2.1 1993 Pace Analytical Services - Asheville								
Chloride	**29.8**	mg/L	1.0	0.60	1		08/13/24 16:14	16887-00-6	
Fluoride	ND	mg/L	0.10	0.050	1		08/13/24 16:14	16984-48-8	
Sulfate	**91.1**	mg/L	2.0	1.0	2		08/14/24 02:11	14808-79-8	

This report shall not be reproduced, except in full,
without the written consent of Pace Analytical Services, LLC.

Pace Analytical Services, LLC
9800 Kincey Ave. Suite 100
Huntersville, NC 28078
(704)875-9092

ANALYTICAL RESULTS

Project: Hammond AP-1
Pace Project No.: 92746891

Sample: HAM-MW-25D **Lab ID: 92746891010** Collected: 08/07/24 15:02 Received: 08/09/24 14:15 Matrix: Water

Parameters	Results	Units	Report Limit	MDL	DF	Prepared	Analyzed	CAS No.	Qual
6010D ATL ICP	Analytical Method: EPA 6010D Preparation Method: EPA 3010A Pace Analytical Services - Peachtree Corners, GA								
Calcium	**20.7**	mg/L	1.0	0.12	1	08/15/24 17:37	08/16/24 16:08	7440-70-2	
6020 MET ICPMS	Analytical Method: EPA 6020B Preparation Method: EPA 3005A Pace Analytical Services - Peachtree Corners, GA								
Antimony	ND	mg/L	0.0030	0.00054	1	08/15/24 12:21	08/16/24 15:08	7440-36-0	
Arsenic	ND	mg/L	0.0050	0.00084	1	08/15/24 12:21	08/16/24 15:08	7440-38-2	
Barium	**0.75**	mg/L	0.0050	0.00047	1	08/15/24 12:21	08/16/24 15:08	7440-39-3	
Beryllium	ND	mg/L	0.00050	0.000094	1	08/15/24 12:21	08/16/24 15:08	7440-41-7	
Boron	**0.31**	mg/L	0.040	0.012	1	08/15/24 12:21	08/16/24 15:08	7440-42-8	
Cadmium	ND	mg/L	0.00050	0.00010	1	08/15/24 12:21	08/16/24 15:08	7440-43-9	
Chromium	ND	mg/L	0.0050	0.0019	1	08/15/24 12:21	08/16/24 15:08	7440-47-3	
Cobalt	ND	mg/L	0.0050	0.00032	1	08/15/24 12:21	08/16/24 15:08	7440-48-4	
Lead	ND	mg/L	0.0010	0.00016	1	08/15/24 12:21	08/16/24 15:08	7439-92-1	
Lithium	**0.040**	mg/L	0.030	0.0016	1	08/15/24 12:21	08/16/24 15:08	7439-93-2	
Molybdenum	ND	mg/L	0.010	0.00062	1	08/15/24 12:21	08/16/24 15:08	7439-98-7	
Selenium	ND	mg/L	0.0050	0.00096	1	08/15/24 12:21	08/16/24 15:08	7782-49-2	
Thallium	ND	mg/L	0.0010	0.00038	1	08/15/24 12:21	08/16/24 15:08	7440-28-0	
7470 Mercury	Analytical Method: EPA 7470A Preparation Method: EPA 7470A Pace Analytical Services - Peachtree Corners, GA								
Mercury	ND	mg/L	0.00020	0.00013	1	08/20/24 09:00	08/20/24 14:22	7439-97-6	
2540C Total Dissolved Solids	Analytical Method: SM 2540C-2015 Pace Analytical Services - Peachtree Corners, GA								
Total Dissolved Solids	**323**	mg/L	25.0	25.0	1		08/13/24 12:01		
300.0 IC Anions 28 Days	Analytical Method: EPA 300.0 Rev 2.1 1993 Pace Analytical Services - Asheville								
Chloride	**12.6**	mg/L	1.0	0.60	1		08/13/24 16:28	16887-00-6	
Fluoride	**1.5**	mg/L	0.10	0.050	1		08/13/24 16:28	16984-48-8	
Sulfate	**0.79J**	mg/L	1.0	0.50	1		08/13/24 16:28	14808-79-8	

This report shall not be reproduced, except in full,
without the written consent of Pace Analytical Services, LLC.

Pace Analytical Services, LLC
9800 Kincey Ave. Suite 100
Huntersville, NC 28078
(704)875-9092

ANALYTICAL RESULTS

Project: Hammond AP-1
Pace Project No.: 92746891

Sample: HAM-AP1-FD-01 **Lab ID: 92746891011** Collected: 08/07/24 00:00 Received: 08/09/24 14:15 Matrix: Water

Parameters	Results	Units	Report Limit	MDL	DF	Prepared	Analyzed	CAS No.	Qual
6010D ATL ICP	Analytical Method: EPA 6010D Preparation Method: EPA 3010A Pace Analytical Services - Peachtree Corners, GA								
Calcium	**147**	mg/L	1.0	0.12	1	08/15/24 17:37	08/16/24 16:12	7440-70-2	
6020 MET ICPMS	Analytical Method: EPA 6020B Preparation Method: EPA 3005A Pace Analytical Services - Peachtree Corners, GA								
Antimony	ND	mg/L	0.0030	0.00054	1	08/15/24 12:21	08/16/24 15:12	7440-36-0	
Arsenic	ND	mg/L	0.0050	0.00084	1	08/15/24 12:21	08/16/24 15:12	7440-38-2	
Barium	**0.058**	mg/L	0.0050	0.00047	1	08/15/24 12:21	08/16/24 15:12	7440-39-3	
Beryllium	ND	mg/L	0.00050	0.000094	1	08/15/24 12:21	08/16/24 15:12	7440-41-7	
Boron	**0.43**	mg/L	0.040	0.012	1	08/15/24 12:21	08/16/24 15:12	7440-42-8	
Cadmium	ND	mg/L	0.00050	0.00010	1	08/15/24 12:21	08/16/24 15:12	7440-43-9	
Chromium	ND	mg/L	0.0050	0.0019	1	08/15/24 12:21	08/16/24 15:12	7440-47-3	
Cobalt	ND	mg/L	0.0050	0.00032	1	08/15/24 12:21	08/16/24 15:12	7440-48-4	
Lead	ND	mg/L	0.0010	0.00016	1	08/15/24 12:21	08/16/24 15:12	7439-92-1	
Lithium	ND	mg/L	0.030	0.0016	1	08/15/24 12:21	08/16/24 15:12	7439-93-2	
Molybdenum	**0.0011J**	mg/L	0.010	0.00062	1	08/15/24 12:21	08/16/24 15:12	7439-98-7	
Selenium	ND	mg/L	0.0050	0.00096	1	08/15/24 12:21	08/16/24 15:12	7782-49-2	
Thallium	ND	mg/L	0.0010	0.00038	1	08/15/24 12:21	08/16/24 15:12	7440-28-0	
7470 Mercury	Analytical Method: EPA 7470A Preparation Method: EPA 7470A Pace Analytical Services - Peachtree Corners, GA								
Mercury	ND	mg/L	0.00020	0.00013	1	08/20/24 09:00	08/20/24 14:24	7439-97-6	
2540C Total Dissolved Solids	Analytical Method: SM 2540C-2015 Pace Analytical Services - Peachtree Corners, GA								
Total Dissolved Solids	**483**	mg/L	25.0	25.0	1		08/13/24 12:01		
300.0 IC Anions 28 Days	Analytical Method: EPA 300.0 Rev 2.1 1993 Pace Analytical Services - Asheville								
Chloride	**12.4**	mg/L	1.0	0.60	1		08/13/24 17:10	16887-00-6	
Fluoride	**0.079J**	mg/L	0.10	0.050	1		08/13/24 17:10	16984-48-8	
Sulfate	**112**	mg/L	3.0	1.5	3		08/14/24 02:25	14808-79-8	M1

This report shall not be reproduced, except in full,
without the written consent of Pace Analytical Services, LLC.

Pace Analytical Services, LLC
9800 Kincey Ave. Suite 100
Huntersville, NC 28078
(704)875-9092

ANALYTICAL RESULTS

Project: Hammond AP-1
Pace Project No.: 92746891

Sample: HAM-HGWC-13 **Lab ID: 92746891012** Collected: 08/08/24 11:08 Received: 08/09/24 14:15 Matrix: Water

Parameters	Results	Units	Report Limit	MDL	DF	Prepared	Analyzed	CAS No.	Qual
6010D ATL ICP	Analytical Method: EPA 6010D Preparation Method: EPA 3010A Pace Analytical Services - Peachtree Corners, GA								
Calcium	**127**	mg/L	1.0	0.12	1	08/15/24 17:37	08/16/24 16:16	7440-70-2	
6020 MET ICPMS	Analytical Method: EPA 6020B Preparation Method: EPA 3005A Pace Analytical Services - Peachtree Corners, GA								
Antimony	ND	mg/L	0.0030	0.00054	1	08/15/24 12:21	08/16/24 15:16	7440-36-0	
Arsenic	**0.52**	mg/L	0.0050	0.00084	1	08/15/24 12:21	08/16/24 15:16	7440-38-2	
Barium	**0.050**	mg/L	0.0050	0.00047	1	08/15/24 12:21	08/16/24 15:16	7440-39-3	
Beryllium	ND	mg/L	0.00050	0.000094	1	08/15/24 12:21	08/16/24 15:16	7440-41-7	
Boron	**0.81**	mg/L	0.040	0.012	1	08/15/24 12:21	08/16/24 15:16	7440-42-8	
Cadmium	ND	mg/L	0.00050	0.00010	1	08/15/24 12:21	08/16/24 15:16	7440-43-9	
Chromium	ND	mg/L	0.0050	0.0019	1	08/15/24 12:21	08/16/24 15:16	7440-47-3	
Cobalt	**0.016**	mg/L	0.0050	0.00032	1	08/15/24 12:21	08/16/24 15:16	7440-48-4	
Lead	ND	mg/L	0.0010	0.00016	1	08/15/24 12:21	08/16/24 15:16	7439-92-1	
Lithium	**0.052**	mg/L	0.030	0.0016	1	08/15/24 12:21	08/16/24 15:16	7439-93-2	
Molybdenum	**0.011**	mg/L	0.010	0.00062	1	08/15/24 12:21	08/16/24 15:16	7439-98-7	
Selenium	ND	mg/L	0.0050	0.00096	1	08/15/24 12:21	08/16/24 15:16	7782-49-2	
Thallium	ND	mg/L	0.0010	0.00038	1	08/15/24 12:21	08/16/24 15:16	7440-28-0	
7470 Mercury	Analytical Method: EPA 7470A Preparation Method: EPA 7470A Pace Analytical Services - Peachtree Corners, GA								
Mercury	ND	mg/L	0.00020	0.00013	1	08/20/24 09:00	08/20/24 14:32	7439-97-6	
2540C Total Dissolved Solids	Analytical Method: SM 2540C-2015 Pace Analytical Services - Peachtree Corners, GA								
Total Dissolved Solids	**544**	mg/L	25.0	25.0	1		08/14/24 12:01		
300.0 IC Anions 28 Days	Analytical Method: EPA 300.0 Rev 2.1 1993 Pace Analytical Services - Asheville								
Chloride	**12.8**	mg/L	1.0	0.60	1		08/13/24 17:52	16887-00-6	
Fluoride	**0.38**	mg/L	0.10	0.050	1		08/13/24 17:52	16984-48-8	
Sulfate	**239**	mg/L	5.0	2.5	5		08/14/24 03:35	14808-79-8	

This report shall not be reproduced, except in full,
without the written consent of Pace Analytical Services, LLC.

Pace Analytical Services, LLC
9800 Kincey Ave. Suite 100
Huntersville, NC 28078
(704)875-9092

ANALYTICAL RESULTS

Project: Hammond AP-1
Pace Project No.: 92746891

Sample: HAM-MW-7 **Lab ID: 92746891013** Collected: 08/08/24 09:05 Received: 08/09/24 14:15 Matrix: Water

Parameters	Results	Units	Report Limit	MDL	DF	Prepared	Analyzed	CAS No.	Qual
6010D ATL ICP	Analytical Method: EPA 6010D Preparation Method: EPA 3010A Pace Analytical Services - Peachtree Corners, GA								
Calcium	**77.0**	mg/L	1.0	0.12	1	08/15/24 17:37	08/16/24 16:19	7440-70-2	
6020 MET ICPMS	Analytical Method: EPA 6020B Preparation Method: EPA 3005A Pace Analytical Services - Peachtree Corners, GA								
Antimony	ND	mg/L	0.0030	0.00054	1	08/15/24 12:21	08/16/24 15:21	7440-36-0	
Arsenic	ND	mg/L	0.0050	0.00084	1	08/15/24 12:21	08/16/24 15:21	7440-38-2	
Barium	**0.062**	mg/L	0.0050	0.00047	1	08/15/24 12:21	08/16/24 15:21	7440-39-3	
Beryllium	ND	mg/L	0.00050	0.000094	1	08/15/24 12:21	08/16/24 15:21	7440-41-7	
Boron	**0.11**	mg/L	0.040	0.012	1	08/15/24 12:21	08/16/24 15:21	7440-42-8	
Cadmium	ND	mg/L	0.00050	0.00010	1	08/15/24 12:21	08/16/24 15:21	7440-43-9	
Chromium	ND	mg/L	0.0050	0.0019	1	08/15/24 12:21	08/16/24 15:21	7440-47-3	
Cobalt	ND	mg/L	0.0050	0.00032	1	08/15/24 12:21	08/16/24 15:21	7440-48-4	
Lead	ND	mg/L	0.0010	0.00016	1	08/15/24 12:21	08/19/24 13:30	7439-92-1	
Lithium	ND	mg/L	0.030	0.0016	1	08/15/24 12:21	08/16/24 15:21	7439-93-2	
Molybdenum	**0.0021J**	mg/L	0.010	0.00062	1	08/15/24 12:21	08/16/24 15:21	7439-98-7	
Selenium	**0.0015J**	mg/L	0.0050	0.00096	1	08/15/24 12:21	08/16/24 15:21	7782-49-2	
Thallium	ND	mg/L	0.0010	0.00038	1	08/15/24 12:21	08/19/24 13:30	7440-28-0	
7470 Mercury	Analytical Method: EPA 7470A Preparation Method: EPA 7470A Pace Analytical Services - Peachtree Corners, GA								
Mercury	ND	mg/L	0.00020	0.00013	1	08/20/24 09:00	08/20/24 14:35	7439-97-6	
2540C Total Dissolved Solids	Analytical Method: SM 2540C-2015 Pace Analytical Services - Peachtree Corners, GA								
Total Dissolved Solids	**288**	mg/L	25.0	25.0	1		08/14/24 12:01		
300.0 IC Anions 28 Days	Analytical Method: EPA 300.0 Rev 2.1 1993 Pace Analytical Services - Asheville								
Chloride	**1.9**	mg/L	1.0	0.60	1		08/13/24 18:06	16887-00-6	
Fluoride	**0.055J**	mg/L	0.10	0.050	1		08/13/24 18:06	16984-48-8	
Sulfate	**61.5**	mg/L	1.0	0.50	1		08/13/24 18:06	14808-79-8	

This report shall not be reproduced, except in full,
without the written consent of Pace Analytical Services, LLC.

Pace Analytical Services, LLC
9800 Kincey Ave. Suite 100
Huntersville, NC 28078
(704)875-9092

ANALYTICAL RESULTS

Project: Hammond AP-1
Pace Project No.: 92746891

Sample: HAM-MW-19 **Lab ID: 92746891014** Collected: 08/08/24 10:33 Received: 08/09/24 14:15 Matrix: Water

Parameters	Results	Units	Report Limit	MDL	DF	Prepared	Analyzed	CAS No.	Qual
6010D ATL ICP	Analytical Method: EPA 6010D Preparation Method: EPA 3010A Pace Analytical Services - Peachtree Corners, GA								
Calcium	**111**	mg/L	1.0	0.12	1	08/15/24 17:37	08/16/24 16:30	7440-70-2	
6020 MET ICPMS	Analytical Method: EPA 6020B Preparation Method: EPA 3005A Pace Analytical Services - Peachtree Corners, GA								
Antimony	ND	mg/L	0.0030	0.00054	1	08/15/24 12:41	08/15/24 17:41	7440-36-0	
Arsenic	ND	mg/L	0.0050	0.00084	1	08/15/24 12:41	08/15/24 17:41	7440-38-2	
Barium	**0.031**	mg/L	0.0050	0.00047	1	08/15/24 12:41	08/15/24 17:41	7440-39-3	
Beryllium	ND	mg/L	0.00050	0.000094	1	08/15/24 12:41	08/15/24 17:41	7440-41-7	
Boron	**0.61**	mg/L	0.040	0.012	1	08/15/24 12:41	08/15/24 17:41	7440-42-8	
Cadmium	**0.00017J**	mg/L	0.00050	0.00010	1	08/15/24 12:41	08/15/24 17:41	7440-43-9	
Chromium	ND	mg/L	0.0050	0.0019	1	08/15/24 12:41	08/15/24 17:41	7440-47-3	
Cobalt	**0.020**	mg/L	0.0050	0.00032	1	08/15/24 12:41	08/15/24 17:41	7440-48-4	
Lead	ND	mg/L	0.0010	0.00016	1	08/15/24 12:41	08/15/24 17:41	7439-92-1	
Lithium	**0.011J**	mg/L	0.030	0.0016	1	08/15/24 12:41	08/15/24 17:41	7439-93-2	
Molybdenum	**0.046**	mg/L	0.010	0.00062	1	08/15/24 12:41	08/15/24 17:41	7439-98-7	
Selenium	**0.0034J**	mg/L	0.0050	0.00096	1	08/15/24 12:41	08/15/24 17:41	7782-49-2	
Thallium	**0.00043J**	mg/L	0.0010	0.00038	1	08/15/24 12:41	08/15/24 17:41	7440-28-0	
7470 Mercury	Analytical Method: EPA 7470A Preparation Method: EPA 7470A Pace Analytical Services - Peachtree Corners, GA								
Mercury	ND	mg/L	0.00020	0.00013	1	08/20/24 09:00	08/20/24 14:37	7439-97-6	
2540C Total Dissolved Solids	Analytical Method: SM 2540C-2015 Pace Analytical Services - Peachtree Corners, GA								
Total Dissolved Solids	**472**	mg/L	25.0	25.0	1		08/14/24 12:02		
300.0 IC Anions 28 Days	Analytical Method: EPA 300.0 Rev 2.1 1993 Pace Analytical Services - Asheville								
Chloride	**13.7**	mg/L	1.0	0.60	1		08/13/24 18:20	16887-00-6	
Fluoride	**0.17**	mg/L	0.10	0.050	1		08/13/24 18:20	16984-48-8	
Sulfate	**170**	mg/L	4.0	2.0	4		08/14/24 03:49	14808-79-8	

This report shall not be reproduced, except in full,
without the written consent of Pace Analytical Services, LLC.

Pace Analytical Services, LLC
9800 Kincey Ave. Suite 100
Huntersville, NC 28078
(704)875-9092

ANALYTICAL RESULTS

Project: Hammond AP-1
Pace Project No.: 92746891

Sample: HAM-MW-24D **Lab ID: 92746891015** Collected: 08/08/24 12:35 Received: 08/09/24 14:15 Matrix: Water

Parameters	Results	Units	Report Limit	MDL	DF	Prepared	Analyzed	CAS No.	Qual
6010D ATL ICP	Analytical Method: EPA 6010D Preparation Method: EPA 3010A Pace Analytical Services - Peachtree Corners, GA								
Calcium	**103**	mg/L	1.0	0.12	1	08/15/24 17:37	08/16/24 16:34	7440-70-2	
6020 MET ICPMS	Analytical Method: EPA 6020B Preparation Method: EPA 3005A Pace Analytical Services - Peachtree Corners, GA								
Antimony	**0.00086J**	mg/L	0.0030	0.00054	1	08/15/24 12:41	08/15/24 17:55	7440-36-0	
Arsenic	ND	mg/L	0.0050	0.00084	1	08/15/24 12:41	08/15/24 17:55	7440-38-2	
Barium	**0.048**	mg/L	0.0050	0.00047	1	08/15/24 12:41	08/15/24 17:55	7440-39-3	
Beryllium	ND	mg/L	0.00050	0.000094	1	08/15/24 12:41	08/15/24 17:55	7440-41-7	
Boron	**0.50**	mg/L	0.040	0.012	1	08/15/24 12:41	08/15/24 17:55	7440-42-8	
Cadmium	ND	mg/L	0.00050	0.00010	1	08/15/24 12:41	08/15/24 17:55	7440-43-9	
Chromium	ND	mg/L	0.0050	0.0019	1	08/15/24 12:41	08/15/24 17:55	7440-47-3	
Cobalt	ND	mg/L	0.0050	0.00032	1	08/15/24 12:41	08/15/24 17:55	7440-48-4	
Lead	ND	mg/L	0.0010	0.00016	1	08/15/24 12:41	08/15/24 17:55	7439-92-1	
Lithium	**0.0029J**	mg/L	0.030	0.0016	1	08/15/24 12:41	08/15/24 17:55	7439-93-2	
Molybdenum	**0.0016J**	mg/L	0.010	0.00062	1	08/15/24 12:41	08/15/24 17:55	7439-98-7	
Selenium	ND	mg/L	0.0050	0.00096	1	08/15/24 12:41	08/15/24 17:55	7782-49-2	
Thallium	ND	mg/L	0.0010	0.00038	1	08/15/24 12:41	08/15/24 17:55	7440-28-0	
7470 Mercury	Analytical Method: EPA 7470A Preparation Method: EPA 7470A Pace Analytical Services - Peachtree Corners, GA								
Mercury	ND	mg/L	0.00020	0.00013	1	08/20/24 09:00	08/20/24 14:40	7439-97-6	
2540C Total Dissolved Solids	Analytical Method: SM 2540C-2015 Pace Analytical Services - Peachtree Corners, GA								
Total Dissolved Solids	**428**	mg/L	25.0	25.0	1		08/14/24 12:02		
300.0 IC Anions 28 Days	Analytical Method: EPA 300.0 Rev 2.1 1993 Pace Analytical Services - Asheville								
Chloride	**38.5**	mg/L	1.0	0.60	1		08/13/24 19:02	16887-00-6	
Fluoride	**0.054J**	mg/L	0.10	0.050	1		08/13/24 19:02	16984-48-8	
Sulfate	**134**	mg/L	3.0	1.5	3		08/14/24 04:04	14808-79-8	

This report shall not be reproduced, except in full,
without the written consent of Pace Analytical Services, LLC.

Pace Analytical Services, LLC
9800 Kincey Ave. Suite 100
Huntersville, NC 28078
(704)875-9092

ANALYTICAL RESULTS

Project: Hammond AP-1
Pace Project No.: 92746891

Sample: HAM-MW-26D **Lab ID: 92746891016** Collected: 08/08/24 14:00 Received: 08/09/24 14:15 Matrix: Water

Parameters	Results	Units	Report Limit	MDL	DF	Prepared	Analyzed	CAS No.	Qual
6010D ATL ICP	Analytical Method: EPA 6010D Preparation Method: EPA 3010A Pace Analytical Services - Peachtree Corners, GA								
Calcium	**161**	mg/L	1.0	0.12	1	08/15/24 17:37	08/16/24 16:37	7440-70-2	
6020 MET ICPMS	Analytical Method: EPA 6020B Preparation Method: EPA 3005A Pace Analytical Services - Peachtree Corners, GA								
Antimony	ND	mg/L	0.0030	0.00054	1	08/15/24 12:41	08/15/24 17:59	7440-36-0	
Arsenic	ND	mg/L	0.0050	0.00084	1	08/15/24 12:41	08/15/24 17:59	7440-38-2	
Barium	**0.045**	mg/L	0.0050	0.00047	1	08/15/24 12:41	08/15/24 17:59	7440-39-3	
Beryllium	ND	mg/L	0.00050	0.000094	1	08/15/24 12:41	08/15/24 17:59	7440-41-7	
Boron	**1.9**	mg/L	0.040	0.012	1	08/15/24 12:41	08/15/24 17:59	7440-42-8	
Cadmium	ND	mg/L	0.00050	0.00010	1	08/15/24 12:41	08/15/24 17:59	7440-43-9	
Chromium	ND	mg/L	0.0050	0.0019	1	08/15/24 12:41	08/15/24 17:59	7440-47-3	
Cobalt	**0.00056J**	mg/L	0.0050	0.00032	1	08/15/24 12:41	08/15/24 17:59	7440-48-4	
Lead	ND	mg/L	0.0010	0.00016	1	08/15/24 12:41	08/15/24 17:59	7439-92-1	
Lithium	**0.0037J**	mg/L	0.030	0.0016	1	08/15/24 12:41	08/15/24 17:59	7439-93-2	
Molybdenum	**0.023**	mg/L	0.010	0.00062	1	08/15/24 12:41	08/15/24 17:59	7439-98-7	
Selenium	ND	mg/L	0.0050	0.00096	1	08/15/24 12:41	08/15/24 17:59	7782-49-2	
Thallium	ND	mg/L	0.0010	0.00038	1	08/15/24 12:41	08/15/24 17:59	7440-28-0	
7470 Mercury	Analytical Method: EPA 7470A Preparation Method: EPA 7470A Pace Analytical Services - Peachtree Corners, GA								
Mercury	ND	mg/L	0.00020	0.00013	1	08/20/24 09:00	08/20/24 14:43	7439-97-6	
2540C Total Dissolved Solids	Analytical Method: SM 2540C-2015 Pace Analytical Services - Peachtree Corners, GA								
Total Dissolved Solids	**689**	mg/L	25.0	25.0	1		08/14/24 12:02		
300.0 IC Anions 28 Days	Analytical Method: EPA 300.0 Rev 2.1 1993 Pace Analytical Services - Asheville								
Chloride	**70.3**	mg/L	1.0	0.60	1		08/13/24 19:16	16887-00-6	
Fluoride	**0.081J**	mg/L	0.10	0.050	1		08/13/24 19:16	16984-48-8	
Sulfate	**187**	mg/L	4.0	2.0	4		08/14/24 04:18	14808-79-8	

This report shall not be reproduced, except in full,
without the written consent of Pace Analytical Services, LLC.

Pace Analytical Services, LLC
9800 Kincey Ave. Suite 100
Huntersville, NC 28078
(704)875-9092

ANALYTICAL RESULTS

Project: Hammond AP-1
Pace Project No.: 92746891

Sample: HAM-MW-27D **Lab ID: 92746891017** Collected: 08/08/24 11:45 Received: 08/09/24 14:15 Matrix: Water

Parameters	Results	Units	Report Limit	MDL	DF	Prepared	Analyzed	CAS No.	Qual
6010D ATL ICP	Analytical Method: EPA 6010D Preparation Method: EPA 3010A Pace Analytical Services - Peachtree Corners, GA								
Calcium	**22.4**	mg/L	1.0	0.12	1	08/15/24 17:37	08/16/24 16:41	7440-70-2	
6020 MET ICPMS	Analytical Method: EPA 6020B Preparation Method: EPA 3005A Pace Analytical Services - Peachtree Corners, GA								
Antimony	ND	mg/L	0.0030	0.00054	1	08/15/24 12:41	08/15/24 18:03	7440-36-0	
Arsenic	ND	mg/L	0.0050	0.00084	1	08/15/24 12:41	08/15/24 18:03	7440-38-2	
Barium	**0.63**	mg/L	0.0050	0.00047	1	08/15/24 12:41	08/15/24 18:03	7440-39-3	
Beryllium	ND	mg/L	0.00050	0.000094	1	08/15/24 12:41	08/15/24 18:03	7440-41-7	
Boron	**0.13**	mg/L	0.040	0.012	1	08/15/24 12:41	08/15/24 18:03	7440-42-8	
Cadmium	ND	mg/L	0.00050	0.00010	1	08/15/24 12:41	08/15/24 18:03	7440-43-9	
Chromium	ND	mg/L	0.0050	0.0019	1	08/15/24 12:41	08/15/24 18:03	7440-47-3	
Cobalt	ND	mg/L	0.0050	0.00032	1	08/15/24 12:41	08/15/24 18:03	7440-48-4	
Lead	ND	mg/L	0.0010	0.00016	1	08/15/24 12:41	08/15/24 18:03	7439-92-1	
Lithium	**0.011J**	mg/L	0.030	0.0016	1	08/15/24 12:41	08/15/24 18:03	7439-93-2	
Molybdenum	**0.0052J**	mg/L	0.010	0.00062	1	08/15/24 12:41	08/15/24 18:03	7439-98-7	
Selenium	ND	mg/L	0.0050	0.00096	1	08/15/24 12:41	08/15/24 18:03	7782-49-2	
Thallium	ND	mg/L	0.0010	0.00038	1	08/15/24 12:41	08/15/24 18:03	7440-28-0	
7470 Mercury	Analytical Method: EPA 7470A Preparation Method: EPA 7470A Pace Analytical Services - Peachtree Corners, GA								
Mercury	ND	mg/L	0.00020	0.00013	1	08/20/24 09:00	08/20/24 14:45	7439-97-6	
2540C Total Dissolved Solids	Analytical Method: SM 2540C-2015 Pace Analytical Services - Peachtree Corners, GA								
Total Dissolved Solids	**217**	mg/L	25.0	25.0	1		08/14/24 12:03		
300.0 IC Anions 28 Days	Analytical Method: EPA 300.0 Rev 2.1 1993 Pace Analytical Services - Asheville								
Chloride	**33.1**	mg/L	1.0	0.60	1		08/13/24 19:30	16887-00-6	
Fluoride	**0.21**	mg/L	0.10	0.050	1		08/13/24 19:30	16984-48-8	
Sulfate	**6.6**	mg/L	1.0	0.50	1		08/13/24 19:30	14808-79-8	

This report shall not be reproduced, except in full,
without the written consent of Pace Analytical Services, LLC.

Pace Analytical Services, LLC
9800 Kincey Ave. Suite 100
Huntersville, NC 28078
(704)875-9092

ANALYTICAL RESULTS

Project: Hammond AP-1
Pace Project No.: 92746891

Sample: HAM-MW-28D **Lab ID: 92746891018** Collected: 08/08/24 14:17 Received: 08/09/24 14:15 Matrix: Water

Parameters	Results	Units	Report Limit	MDL	DF	Prepared	Analyzed	CAS No.	Qual
6010D ATL ICP	Analytical Method: EPA 6010D Preparation Method: EPA 3010A Pace Analytical Services - Peachtree Corners, GA								
Calcium	**50.8**	mg/L	1.0	0.12	1	08/15/24 17:37	08/16/24 16:45	7440-70-2	
6020 MET ICPMS	Analytical Method: EPA 6020B Preparation Method: EPA 3005A Pace Analytical Services - Peachtree Corners, GA								
Antimony	ND	mg/L	0.0030	0.00054	1	08/15/24 12:41	08/15/24 18:07	7440-36-0	
Arsenic	ND	mg/L	0.0050	0.00084	1	08/15/24 12:41	08/15/24 18:07	7440-38-2	
Barium	**2.6**	mg/L	0.050	0.0047	10	08/15/24 12:41	08/19/24 13:19	7440-39-3	
Beryllium	ND	mg/L	0.00050	0.000094	1	08/15/24 12:41	08/15/24 18:07	7440-41-7	
Boron	**0.11**	mg/L	0.040	0.012	1	08/15/24 12:41	08/15/24 18:07	7440-42-8	
Cadmium	ND	mg/L	0.00050	0.00010	1	08/15/24 12:41	08/15/24 18:07	7440-43-9	
Chromium	ND	mg/L	0.0050	0.0019	1	08/15/24 12:41	08/15/24 18:07	7440-47-3	
Cobalt	ND	mg/L	0.0050	0.00032	1	08/15/24 12:41	08/15/24 18:07	7440-48-4	
Lead	ND	mg/L	0.0010	0.00016	1	08/15/24 12:41	08/15/24 18:07	7439-92-1	
Lithium	**0.017J**	mg/L	0.030	0.0016	1	08/15/24 12:41	08/15/24 18:07	7439-93-2	
Molybdenum	**0.0014J**	mg/L	0.010	0.00062	1	08/15/24 12:41	08/15/24 18:07	7439-98-7	
Selenium	ND	mg/L	0.0050	0.00096	1	08/15/24 12:41	08/15/24 18:07	7782-49-2	
Thallium	ND	mg/L	0.0010	0.00038	1	08/15/24 12:41	08/15/24 18:07	7440-28-0	
7470 Mercury	Analytical Method: EPA 7470A Preparation Method: EPA 7470A Pace Analytical Services - Peachtree Corners, GA								
Mercury	ND	mg/L	0.00020	0.00013	1	08/20/24 09:00	08/20/24 14:48	7439-97-6	
2540C Total Dissolved Solids	Analytical Method: SM 2540C-2015 Pace Analytical Services - Peachtree Corners, GA								
Total Dissolved Solids	**331**	mg/L	25.0	25.0	1		08/14/24 12:04		
300.0 IC Anions 28 Days	Analytical Method: EPA 300.0 Rev 2.1 1993 Pace Analytical Services - Asheville								
Chloride	**17.1**	mg/L	1.0	0.60	1		08/13/24 19:43	16887-00-6	
Fluoride	**0.25**	mg/L	0.10	0.050	1		08/13/24 19:43	16984-48-8	
Sulfate	**14.3**	mg/L	1.0	0.50	1		08/13/24 19:43	14808-79-8	

This report shall not be reproduced, except in full,
without the written consent of Pace Analytical Services, LLC.

Pace Analytical Services, LLC
9800 Kincey Ave. Suite 100
Huntersville, NC 28078
(704)875-9092

ANALYTICAL RESULTS

Project: Hammond AP-1
Pace Project No.: 92746891

Sample: HAM-MW-29 **Lab ID: 92746891019** Collected: 08/08/24 11:50 Received: 08/09/24 14:15 Matrix: Water

Parameters	Results	Units	Report Limit	MDL	DF	Prepared	Analyzed	CAS No.	Qual
6010D ATL ICP	Analytical Method: EPA 6010D Preparation Method: EPA 3010A Pace Analytical Services - Peachtree Corners, GA								
Calcium	**138**	mg/L	1.0	0.12	1	08/15/24 17:37	08/16/24 16:49	7440-70-2	
6020 MET ICPMS	Analytical Method: EPA 6020B Preparation Method: EPA 3005A Pace Analytical Services - Peachtree Corners, GA								
Antimony	ND	mg/L	0.0030	0.00054	1	08/15/24 12:41	08/15/24 18:18	7440-36-0	
Arsenic	ND	mg/L	0.0050	0.00084	1	08/15/24 12:41	08/15/24 18:18	7440-38-2	
Barium	**0.058**	mg/L	0.0050	0.00047	1	08/15/24 12:41	08/15/24 18:18	7440-39-3	
Beryllium	ND	mg/L	0.00050	0.000094	1	08/15/24 12:41	08/15/24 18:18	7440-41-7	
Boron	**1.1**	mg/L	0.040	0.012	1	08/15/24 12:41	08/15/24 18:18	7440-42-8	
Cadmium	**0.00019J**	mg/L	0.00050	0.00010	1	08/15/24 12:41	08/15/24 18:18	7440-43-9	
Chromium	ND	mg/L	0.0050	0.0019	1	08/15/24 12:41	08/15/24 18:18	7440-47-3	
Cobalt	**0.00078J**	mg/L	0.0050	0.00032	1	08/15/24 12:41	08/15/24 18:18	7440-48-4	
Lead	ND	mg/L	0.0010	0.00016	1	08/15/24 12:41	08/15/24 18:18	7439-92-1	
Lithium	**0.0019J**	mg/L	0.030	0.0016	1	08/15/24 12:41	08/15/24 18:18	7439-93-2	
Molybdenum	**0.0038J**	mg/L	0.010	0.00062	1	08/15/24 12:41	08/15/24 18:18	7439-98-7	
Selenium	ND	mg/L	0.0050	0.00096	1	08/15/24 12:41	08/15/24 18:18	7782-49-2	
Thallium	ND	mg/L	0.0010	0.00038	1	08/15/24 12:41	08/15/24 18:18	7440-28-0	
7470 Mercury	Analytical Method: EPA 7470A Preparation Method: EPA 7470A Pace Analytical Services - Peachtree Corners, GA								
Mercury	ND	mg/L	0.00020	0.00013	1	08/20/24 09:00	08/20/24 14:50	7439-97-6	
2540C Total Dissolved Solids	Analytical Method: SM 2540C-2015 Pace Analytical Services - Peachtree Corners, GA								
Total Dissolved Solids	**596**	mg/L	25.0	25.0	1		08/14/24 12:05		
300.0 IC Anions 28 Days	Analytical Method: EPA 300.0 Rev 2.1 1993 Pace Analytical Services - Asheville								
Chloride	**55.0**	mg/L	1.0	0.60	1		08/13/24 19:57	16887-00-6	
Fluoride	ND	mg/L	0.10	0.050	1		08/13/24 19:57	16984-48-8	
Sulfate	**140**	mg/L	3.0	1.5	3		08/14/24 04:32	14808-79-8	

This report shall not be reproduced, except in full,
without the written consent of Pace Analytical Services, LLC.

Pace Analytical Services, LLC
9800 Kincey Ave. Suite 100
Huntersville, NC 28078
(704)875-9092

ANALYTICAL RESULTS

Project: Hammond AP-1
Pace Project No.: 92746891

Sample: HAM-AP1-FD-02 **Lab ID: 92746891020** Collected: 08/08/24 00:00 Received: 08/09/24 14:15 Matrix: Water

Parameters	Results	Units	Report Limit	MDL	DF	Prepared	Analyzed	CAS No.	Qual
6010D ATL ICP	Analytical Method: EPA 6010D Preparation Method: EPA 3010A Pace Analytical Services - Peachtree Corners, GA								
Calcium	**80.5**	mg/L	1.0	0.12	1	08/15/24 17:37	08/16/24 16:53	7440-70-2	
6020 MET ICPMS	Analytical Method: EPA 6020B Preparation Method: EPA 3005A Pace Analytical Services - Peachtree Corners, GA								
Antimony	ND	mg/L	0.0030	0.00054	1	08/15/24 12:41	08/15/24 18:21	7440-36-0	
Arsenic	ND	mg/L	0.0050	0.00084	1	08/15/24 12:41	08/15/24 18:21	7440-38-2	
Barium	**0.060**	mg/L	0.0050	0.00047	1	08/15/24 12:41	08/15/24 18:21	7440-39-3	
Beryllium	ND	mg/L	0.00050	0.000094	1	08/15/24 12:41	08/15/24 18:21	7440-41-7	
Boron	**0.12**	mg/L	0.040	0.012	1	08/15/24 12:41	08/15/24 18:21	7440-42-8	
Cadmium	ND	mg/L	0.00050	0.00010	1	08/15/24 12:41	08/15/24 18:21	7440-43-9	
Chromium	ND	mg/L	0.0050	0.0019	1	08/15/24 12:41	08/15/24 18:21	7440-47-3	
Cobalt	ND	mg/L	0.0050	0.00032	1	08/15/24 12:41	08/15/24 18:21	7440-48-4	
Lead	ND	mg/L	0.0010	0.00016	1	08/15/24 12:41	08/15/24 18:21	7439-92-1	
Lithium	ND	mg/L	0.030	0.0016	1	08/15/24 12:41	08/15/24 18:21	7439-93-2	
Molybdenum	**0.0021J**	mg/L	0.010	0.00062	1	08/15/24 12:41	08/15/24 18:21	7439-98-7	
Selenium	**0.0013J**	mg/L	0.0050	0.00096	1	08/15/24 12:41	08/15/24 18:21	7782-49-2	
Thallium	ND	mg/L	0.0010	0.00038	1	08/15/24 12:41	08/15/24 18:21	7440-28-0	
7470 Mercury	Analytical Method: EPA 7470A Preparation Method: EPA 7470A Pace Analytical Services - Peachtree Corners, GA								
Mercury	ND	mg/L	0.00020	0.00013	1	08/20/24 09:00	08/20/24 14:53	7439-97-6	
2540C Total Dissolved Solids	Analytical Method: SM 2540C-2015 Pace Analytical Services - Peachtree Corners, GA								
Total Dissolved Solids	**318**	mg/L	25.0	25.0	1		08/14/24 12:05		
300.0 IC Anions 28 Days	Analytical Method: EPA 300.0 Rev 2.1 1993 Pace Analytical Services - Asheville								
Chloride	**2.1**	mg/L	1.0	0.60	1		08/13/24 20:11	16887-00-6	
Fluoride	**0.055J**	mg/L	0.10	0.050	1		08/13/24 20:11	16984-48-8	
Sulfate	**62.5**	mg/L	1.0	0.50	1		08/13/24 20:11	14808-79-8	

This report shall not be reproduced, except in full,
without the written consent of Pace Analytical Services, LLC.

Pace Analytical Services, LLC
9800 Kincey Ave. Suite 100
Huntersville, NC 28078
(704)875-9092

ANALYTICAL RESULTS

Project: Hammond AP-1
Pace Project No.: 92746891

Sample: HAM-AP1-EB-01 **Lab ID: 92746891021** Collected: 08/08/24 14:30 Received: 08/09/24 14:15 Matrix: Water

Parameters	Results	Units	Report Limit	MDL	DF	Prepared	Analyzed	CAS No.	Qual
6010D ATL ICP	Analytical Method: EPA 6010D Preparation Method: EPA 3010A Pace Analytical Services - Peachtree Corners, GA								
Calcium	ND	mg/L	1.0	0.12	1	08/15/24 17:37	08/16/24 16:57	7440-70-2	
6020 MET ICPMS	Analytical Method: EPA 6020B Preparation Method: EPA 3005A Pace Analytical Services - Peachtree Corners, GA								
Antimony	ND	mg/L	0.0030	0.00054	1	08/15/24 12:41	08/15/24 18:25	7440-36-0	
Arsenic	ND	mg/L	0.0050	0.00084	1	08/15/24 12:41	08/15/24 18:25	7440-38-2	
Barium	ND	mg/L	0.0050	0.00047	1	08/15/24 12:41	08/15/24 18:25	7440-39-3	
Beryllium	ND	mg/L	0.00050	0.000094	1	08/15/24 12:41	08/15/24 18:25	7440-41-7	
Boron	ND	mg/L	0.040	0.012	1	08/15/24 12:41	08/15/24 18:25	7440-42-8	
Cadmium	ND	mg/L	0.00050	0.00010	1	08/15/24 12:41	08/15/24 18:25	7440-43-9	
Chromium	ND	mg/L	0.0050	0.0019	1	08/15/24 12:41	08/15/24 18:25	7440-47-3	
Cobalt	ND	mg/L	0.0050	0.00032	1	08/15/24 12:41	08/15/24 18:25	7440-48-4	
Lead	ND	mg/L	0.0010	0.00016	1	08/15/24 12:41	08/15/24 18:25	7439-92-1	
Lithium	ND	mg/L	0.030	0.0016	1	08/15/24 12:41	08/15/24 18:25	7439-93-2	
Molybdenum	ND	mg/L	0.010	0.00062	1	08/15/24 12:41	08/15/24 18:25	7439-98-7	
Selenium	ND	mg/L	0.0050	0.00096	1	08/15/24 12:41	08/15/24 18:25	7782-49-2	
Thallium	ND	mg/L	0.0010	0.00038	1	08/15/24 12:41	08/15/24 18:25	7440-28-0	
7470 Mercury	Analytical Method: EPA 7470A Preparation Method: EPA 7470A Pace Analytical Services - Peachtree Corners, GA								
Mercury	ND	mg/L	0.00020	0.00013	1	08/26/24 09:00	08/26/24 12:30	7439-97-6	
2540C Total Dissolved Solids	Analytical Method: SM 2540C-2015 Pace Analytical Services - Peachtree Corners, GA								
Total Dissolved Solids	**52.0**	mg/L	25.0	25.0	1		08/14/24 12:05		D6
300.0 IC Anions 28 Days	Analytical Method: EPA 300.0 Rev 2.1 1993 Pace Analytical Services - Asheville								
Chloride	ND	mg/L	1.0	0.60	1		08/12/24 23:37	16887-00-6	
Fluoride	ND	mg/L	0.10	0.050	1		08/12/24 23:37	16984-48-8	
Sulfate	ND	mg/L	1.0	0.50	1		08/12/24 23:37	14808-79-8	

This report shall not be reproduced, except in full,
without the written consent of Pace Analytical Services, LLC.

Pace Analytical Services, LLC
9800 Kincey Ave. Suite 100
Huntersville, NC 28078
(704)875-9092

ANALYTICAL RESULTS

Project: Hammond AP-1
Pace Project No.: 92746891

Sample: HAM-AP1-FB-01 **Lab ID: 92746891022** Collected: 08/08/24 14:35 Received: 08/09/24 14:15 Matrix: Water

Parameters	Results	Units	Report Limit	MDL	DF	Prepared	Analyzed	CAS No.	Qual
6010D ATL ICP	Analytical Method: EPA 6010D Preparation Method: EPA 3010A Pace Analytical Services - Peachtree Corners, GA								
Calcium	ND	mg/L	1.0	0.12	1	08/15/24 17:37	08/16/24 17:01	7440-70-2	
6020 MET ICPMS	Analytical Method: EPA 6020B Preparation Method: EPA 3005A Pace Analytical Services - Peachtree Corners, GA								
Antimony	ND	mg/L	0.0030	0.00054	1	08/15/24 12:41	08/15/24 18:29	7440-36-0	
Arsenic	ND	mg/L	0.0050	0.00084	1	08/15/24 12:41	08/15/24 18:29	7440-38-2	
Barium	ND	mg/L	0.0050	0.00047	1	08/15/24 12:41	08/15/24 18:29	7440-39-3	
Beryllium	ND	mg/L	0.00050	0.000094	1	08/15/24 12:41	08/15/24 18:29	7440-41-7	
Boron	ND	mg/L	0.040	0.012	1	08/15/24 12:41	08/15/24 18:29	7440-42-8	
Cadmium	ND	mg/L	0.00050	0.00010	1	08/15/24 12:41	08/15/24 18:29	7440-43-9	
Chromium	ND	mg/L	0.0050	0.0019	1	08/15/24 12:41	08/15/24 18:29	7440-47-3	
Cobalt	ND	mg/L	0.0050	0.00032	1	08/15/24 12:41	08/15/24 18:29	7440-48-4	
Lead	ND	mg/L	0.0010	0.00016	1	08/15/24 12:41	08/15/24 18:29	7439-92-1	
Lithium	ND	mg/L	0.030	0.0016	1	08/15/24 12:41	08/15/24 18:29	7439-93-2	
Molybdenum	ND	mg/L	0.010	0.00062	1	08/15/24 12:41	08/15/24 18:29	7439-98-7	
Selenium	ND	mg/L	0.0050	0.00096	1	08/15/24 12:41	08/15/24 18:29	7782-49-2	
Thallium	ND	mg/L	0.0010	0.00038	1	08/15/24 12:41	08/15/24 18:29	7440-28-0	
7470 Mercury	Analytical Method: EPA 7470A Preparation Method: EPA 7470A Pace Analytical Services - Peachtree Corners, GA								
Mercury	ND	mg/L	0.00020	0.00013	1	08/26/24 09:00	08/26/24 12:41	7439-97-6	
2540C Total Dissolved Solids	Analytical Method: SM 2540C-2015 Pace Analytical Services - Peachtree Corners, GA								
Total Dissolved Solids	**47.0**	mg/L	25.0	25.0	1		08/14/24 12:06		
300.0 IC Anions 28 Days	Analytical Method: EPA 300.0 Rev 2.1 1993 Pace Analytical Services - Asheville								
Chloride	ND	mg/L	1.0	0.60	1		08/13/24 09:30	16887-00-6	
Fluoride	ND	mg/L	0.10	0.050	1		08/13/24 09:30	16984-48-8	
Sulfate	ND	mg/L	1.0	0.50	1		08/13/24 09:30	14808-79-8	

This report shall not be reproduced, except in full,
without the written consent of Pace Analytical Services, LLC.

Pace Analytical Services, LLC
9800 Kincey Ave. Suite 100
Huntersville, NC 28078
(704)875-9092

ANALYTICAL RESULTS

Project: Hammond AP-1
Pace Project No.: 92746891

Sample: HAM-AP1-EB-02 **Lab ID: 92746891023** Collected: 08/08/24 14:55 Received: 08/09/24 14:15 Matrix: Water

Parameters	Results	Units	Report Limit	MDL	DF	Prepared	Analyzed	CAS No.	Qual
6010D ATL ICP	Analytical Method: EPA 6010D Preparation Method: EPA 3010A Pace Analytical Services - Peachtree Corners, GA								
Calcium	ND	mg/L	1.0	0.12	1	08/15/24 17:37	08/16/24 17:05	7440-70-2	
6020 MET ICPMS	Analytical Method: EPA 6020B Preparation Method: EPA 3005A Pace Analytical Services - Peachtree Corners, GA								
Antimony	ND	mg/L	0.0030	0.00054	1	08/15/24 12:41	08/15/24 18:32	7440-36-0	
Arsenic	ND	mg/L	0.0050	0.00084	1	08/15/24 12:41	08/15/24 18:32	7440-38-2	
Barium	ND	mg/L	0.0050	0.00047	1	08/15/24 12:41	08/15/24 18:32	7440-39-3	
Beryllium	ND	mg/L	0.00050	0.000094	1	08/15/24 12:41	08/15/24 18:32	7440-41-7	
Boron	ND	mg/L	0.040	0.012	1	08/15/24 12:41	08/15/24 18:32	7440-42-8	
Cadmium	ND	mg/L	0.00050	0.00010	1	08/15/24 12:41	08/15/24 18:32	7440-43-9	
Chromium	ND	mg/L	0.0050	0.0019	1	08/15/24 12:41	08/15/24 18:32	7440-47-3	
Cobalt	ND	mg/L	0.0050	0.00032	1	08/15/24 12:41	08/15/24 18:32	7440-48-4	
Lead	ND	mg/L	0.0010	0.00016	1	08/15/24 12:41	08/15/24 18:32	7439-92-1	
Lithium	ND	mg/L	0.030	0.0016	1	08/15/24 12:41	08/15/24 18:32	7439-93-2	
Molybdenum	ND	mg/L	0.010	0.00062	1	08/15/24 12:41	08/15/24 18:32	7439-98-7	
Selenium	ND	mg/L	0.0050	0.00096	1	08/15/24 12:41	08/15/24 18:32	7782-49-2	
Thallium	ND	mg/L	0.0010	0.00038	1	08/15/24 12:41	08/15/24 18:32	7440-28-0	
7470 Mercury	Analytical Method: EPA 7470A Preparation Method: EPA 7470A Pace Analytical Services - Peachtree Corners, GA								
Mercury	ND	mg/L	0.00020	0.00013	1	08/26/24 09:00	08/26/24 12:43	7439-97-6	
2540C Total Dissolved Solids	Analytical Method: SM 2540C-2015 Pace Analytical Services - Peachtree Corners, GA								
Total Dissolved Solids	**53.0**	mg/L	25.0	25.0	1		08/14/24 12:06		
300.0 IC Anions 28 Days	Analytical Method: EPA 300.0 Rev 2.1 1993 Pace Analytical Services - Asheville								
Chloride	ND	mg/L	1.0	0.60	1		08/13/24 09:44	16887-00-6	
Fluoride	ND	mg/L	0.10	0.050	1		08/13/24 09:44	16984-48-8	
Sulfate	ND	mg/L	1.0	0.50	1		08/13/24 09:44	14808-79-8	

This report shall not be reproduced, except in full,
without the written consent of Pace Analytical Services, LLC.

Pace Analytical Services, LLC
9800 Kincey Ave. Suite 100
Huntersville, NC 28078
(704)875-9092

ANALYTICAL RESULTS

Project: Hammond AP-1
Pace Project No.: 92746891

Sample: HAM-AP1-FB-02 **Lab ID: 92746891024** Collected: 08/08/24 14:50 Received: 08/09/24 14:15 Matrix: Water

Parameters	Results	Units	Report Limit	MDL	DF	Prepared	Analyzed	CAS No.	Qual
6010D ATL ICP	Analytical Method: EPA 6010D Preparation Method: EPA 3010A Pace Analytical Services - Peachtree Corners, GA								
Calcium	ND	mg/L	1.0	0.12	1	08/15/24 17:37	08/16/24 17:15	7440-70-2	
6020 MET ICPMS	Analytical Method: EPA 6020B Preparation Method: EPA 3005A Pace Analytical Services - Peachtree Corners, GA								
Antimony	ND	mg/L	0.0030	0.00054	1	08/15/24 12:41	08/15/24 18:36	7440-36-0	
Arsenic	ND	mg/L	0.0050	0.00084	1	08/15/24 12:41	08/15/24 18:36	7440-38-2	
Barium	ND	mg/L	0.0050	0.00047	1	08/15/24 12:41	08/15/24 18:36	7440-39-3	
Beryllium	ND	mg/L	0.00050	0.000094	1	08/15/24 12:41	08/15/24 18:36	7440-41-7	
Boron	ND	mg/L	0.040	0.012	1	08/15/24 12:41	08/15/24 18:36	7440-42-8	
Cadmium	ND	mg/L	0.00050	0.00010	1	08/15/24 12:41	08/15/24 18:36	7440-43-9	
Chromium	ND	mg/L	0.0050	0.0019	1	08/15/24 12:41	08/15/24 18:36	7440-47-3	
Cobalt	ND	mg/L	0.0050	0.00032	1	08/15/24 12:41	08/15/24 18:36	7440-48-4	
Lead	ND	mg/L	0.0010	0.00016	1	08/15/24 12:41	08/15/24 18:36	7439-92-1	
Lithium	ND	mg/L	0.030	0.0016	1	08/15/24 12:41	08/15/24 18:36	7439-93-2	
Molybdenum	ND	mg/L	0.010	0.00062	1	08/15/24 12:41	08/15/24 18:36	7439-98-7	
Selenium	ND	mg/L	0.0050	0.00096	1	08/15/24 12:41	08/15/24 18:36	7782-49-2	
Thallium	ND	mg/L	0.0010	0.00038	1	08/15/24 12:41	08/15/24 18:36	7440-28-0	
7470 Mercury	Analytical Method: EPA 7470A Preparation Method: EPA 7470A Pace Analytical Services - Peachtree Corners, GA								
Mercury	ND	mg/L	0.00020	0.00013	1	08/26/24 09:00	08/26/24 12:46	7439-97-6	
2540C Total Dissolved Solids	Analytical Method: SM 2540C-2015 Pace Analytical Services - Peachtree Corners, GA								
Total Dissolved Solids	**28.0**	mg/L	25.0	25.0	1		08/14/24 12:07		
300.0 IC Anions 28 Days	Analytical Method: EPA 300.0 Rev 2.1 1993 Pace Analytical Services - Asheville								
Chloride	ND	mg/L	1.0	0.60	1		08/13/24 09:58	16887-00-6	
Fluoride	ND	mg/L	0.10	0.050	1		08/13/24 09:58	16984-48-8	
Sulfate	ND	mg/L	1.0	0.50	1		08/13/24 09:58	14808-79-8	

This report shall not be reproduced, except in full,
without the written consent of Pace Analytical Services, LLC.

Pace Analytical Services, LLC
9800 Kincey Ave. Suite 100
Huntersville, NC 28078
(704)875-9092

QUALITY CONTROL DATA

Project: Hammond AP-1
Pace Project No.: 92746891

QC Batch: 875957
QC Batch Method: EPA 3010A
Analysis Method: EPA 6010D
Analysis Description: 6010D ATL
Laboratory: Pace Analytical Services - Peachtree Corners, GA
Associated Lab Samples: 92746891001, 92746891002, 92746891003, 92746891004, 92746891005, 92746891006, 92746891007, 92746891008

METHOD BLANK: 4512098
Matrix: Water
Associated Lab Samples: 92746891001, 92746891002, 92746891003, 92746891004, 92746891005, 92746891006, 92746891007, 92746891008

Parameter	Units	Blank Result	Reporting Limit	MDL	Analyzed	Qualifiers
Calcium	mg/L	ND	1.0	0.12	08/19/24 15:46	

LABORATORY CONTROL SAMPLE: 4512099

Parameter	Units	Spike Conc.	LCS Result	LCS % Rec	% Rec Limits	Qualifiers
Calcium	mg/L	1	1.0	100	80-120	

MATRIX SPIKE & MATRIX SPIKE DUPLICATE: 4512100 4512101

Parameter	Units	92746285005 Result	MS Spike Conc.	MSD Spike Conc.	MS Result	MSD Result	MS % Rec	MSD % Rec	% Rec Limits	RPD	Max RPD	Qual
Calcium	mg/L	182	1	1	187	186	444	443	75-125	0	20	M1

Results presented on this page are in the units indicated by the "Units" column except where an alternate unit is presented to the right of the result.

REPORT OF LABORATORY ANALYSIS

This report shall not be reproduced, except in full,
without the written consent of Pace Analytical Services, LLC.

Pace Analytical Services, LLC
9800 Kincey Ave. Suite 100
Huntersville, NC 28078
(704)875-9092

QUALITY CONTROL DATA

Project: Hammond AP-1
Pace Project No.: 92746891

QC Batch: 875958
QC Batch Method: EPA 3010A
Analysis Method: EPA 6010D
Analysis Description: 6010D ATL
Laboratory: Pace Analytical Services - Peachtree Corners, GA
Associated Lab Samples: 92746891009, 92746891010, 92746891011, 92746891012, 92746891013, 92746891014, 92746891015, 92746891016, 92746891017, 92746891018, 92746891019, 92746891020, 92746891021, 92746891022, 92746891023, 92746891024

METHOD BLANK: 4512108
Matrix: Water
Associated Lab Samples: 92746891009, 92746891010, 92746891011, 92746891012, 92746891013, 92746891014, 92746891015, 92746891016, 92746891017, 92746891018, 92746891019, 92746891020, 92746891021, 92746891022, 92746891023, 92746891024

Parameter	Units	Blank Result	Reporting Limit	MDL	Analyzed	Qualifiers
Calcium	mg/L	ND	1.0	0.12	08/16/24 15:49	

LABORATORY CONTROL SAMPLE: 4512109

Parameter	Units	Spike Conc.	LCS Result	LCS % Rec	% Rec Limits	Qualifiers
Calcium	mg/L	1	0.98J	98	80-120	

MATRIX SPIKE & MATRIX SPIKE DUPLICATE: 4512110 4512111

Parameter	Units	92746891009 Result	MS Spike Conc.	MSD Spike Conc.	MS Result	MSD Result	MS % Rec	MSD % Rec	% Rec Limits	RPD	Max RPD	Qual
Calcium	mg/L	124	1	1	127	119	231	-563	75-125	6	20	M1

Results presented on this page are in the units indicated by the "Units" column except where an alternate unit is presented to the right of the result.

REPORT OF LABORATORY ANALYSIS

This report shall not be reproduced, except in full,
without the written consent of Pace Analytical Services, LLC.

Pace Analytical Services, LLC
9800 Kincey Ave. Suite 100
Huntersville, NC 28078
(704)875-9092

QUALITY CONTROL DATA

Project: Hammond AP-1
Pace Project No.: 92746891

QC Batch: 875884
QC Batch Method: EPA 3005A
Analysis Method: EPA 6020B
Analysis Description: 6020 MET
Laboratory: Pace Analytical Services - Peachtree Corners, GA
Associated Lab Samples: 92746891001, 92746891002, 92746891003, 92746891004, 92746891005, 92746891006, 92746891007, 92746891008, 92746891009, 92746891010, 92746891011, 92746891012, 92746891013

METHOD BLANK: 4511647
Matrix: Water
Associated Lab Samples: 92746891001, 92746891002, 92746891003, 92746891004, 92746891005, 92746891006, 92746891007, 92746891008, 92746891009, 92746891010, 92746891011, 92746891012, 92746891013

Parameter	Units	Blank Result	Reporting Limit	MDL	Analyzed	Qualifiers
Antimony	mg/L	ND	0.0030	0.00054	08/16/24 13:06	
Arsenic	mg/L	ND	0.0050	0.00084	08/16/24 13:06	
Barium	mg/L	ND	0.0050	0.00047	08/16/24 13:06	
Beryllium	mg/L	ND	0.00050	0.000094	08/16/24 13:06	
Boron	mg/L	ND	0.040	0.012	08/16/24 13:06	
Cadmium	mg/L	ND	0.00050	0.00010	08/16/24 13:06	
Chromium	mg/L	ND	0.0050	0.0019	08/16/24 13:06	
Cobalt	mg/L	ND	0.0050	0.00032	08/16/24 13:06	
Lead	mg/L	ND	0.0010	0.00016	08/16/24 13:06	
Lithium	mg/L	ND	0.030	0.0016	08/16/24 13:06	
Molybdenum	mg/L	ND	0.010	0.00062	08/16/24 13:06	
Selenium	mg/L	ND	0.0050	0.00096	08/16/24 13:06	
Thallium	mg/L	ND	0.0010	0.00038	08/16/24 13:06	

LABORATORY CONTROL SAMPLE: 4511648

Parameter	Units	Spike Conc.	LCS Result	LCS % Rec	% Rec Limits	Qualifiers
Antimony	mg/L	0.1	0.10	104	80-120	
Arsenic	mg/L	0.1	0.10	104	80-120	
Barium	mg/L	0.1	0.10	104	80-120	
Beryllium	mg/L	0.1	0.11	108	80-120	
Boron	mg/L	1	1.1	114	80-120	
Cadmium	mg/L	0.1	0.11	107	80-120	
Chromium	mg/L	0.1	0.11	110	80-120	
Cobalt	mg/L	0.1	0.11	108	80-120	
Lead	mg/L	0.1	0.10	103	80-120	
Lithium	mg/L	0.1	0.11	112	80-120	
Molybdenum	mg/L	0.1	0.10	105	80-120	
Selenium	mg/L	0.1	0.11	107	80-120	
Thallium	mg/L	0.1	0.097	97	80-120	

MATRIX SPIKE & MATRIX SPIKE DUPLICATE: 4511649 4511650

Parameter	Units	92746286004 Result	MS Spike Conc.	MSD Spike Conc.	MS Result	MSD Result	MS % Rec	MSD % Rec	% Rec Limits	RPD	Max RPD	Qual
Antimony	mg/L	ND	0.1	0.1	0.10	0.10	101	101	75-125	1	20	

Results presented on this page are in the units indicated by the "Units" column except where an alternate unit is presented to the right of the result.

REPORT OF LABORATORY ANALYSIS

This report shall not be reproduced, except in full,
without the written consent of Pace Analytical Services, LLC.

Pace Analytical Services, LLC
9800 Kincey Ave. Suite 100
Huntersville, NC 28078
(704)875-9092

QUALITY CONTROL DATA

Project: Hammond AP-1
Pace Project No.: 92746891

MATRIX SPIKE & MATRIX SPIKE DUPLICATE: 4511649 4511650

Parameter	Units	92746286004 Result	MS Spike Conc.	MSD Spike Conc.	MS Result	MSD Result	MS % Rec	MSD % Rec	% Rec Limits	RPD	Max RPD	Qual
Arsenic	mg/L	ND	0.1	0.1	0.11	0.11	107	107	75-125	0	20	
Barium	mg/L	0.051	0.1	0.1	0.15	0.15	101	100	75-125	0	20	
Beryllium	mg/L	ND	0.1	0.1	0.10	0.097	100	97	75-125	3	20	
Boron	mg/L	1.1	1	1	2.1	2.1	91	99	75-125	3	20	
Cadmium	mg/L	ND	0.1	0.1	0.10	0.097	103	97	75-125	5	20	
Chromium	mg/L	ND	0.1	0.1	0.10	0.10	102	100	75-125	3	20	
Cobalt	mg/L	0.0064	0.1	0.1	0.11	0.10	99	97	75-125	2	20	
Lead	mg/L	ND	0.1	0.1	0.099	0.10	99	101	75-125	2	20	
Lithium	mg/L	0.023J	0.1	0.1	0.12	0.12	99	102	75-125	2	20	
Molybdenum	mg/L	0.036	0.1	0.1	0.14	0.14	104	107	75-125	2	20	
Selenium	mg/L	ND	0.1	0.1	0.10	0.10	102	104	75-125	2	20	
Thallium	mg/L	ND	0.1	0.1	0.096	0.097	96	97	75-125	2	20	

Results presented on this page are in the units indicated by the "Units" column except where an alternate unit is presented to the right of the result.

This report shall not be reproduced, except in full,
without the written consent of Pace Analytical Services, LLC.

Pace Analytical Services, LLC
9800 Kincey Ave. Suite 100
Huntersville, NC 28078
(704)875-9092

QUALITY CONTROL DATA

Project: Hammond AP-1
Pace Project No.: 92746891

QC Batch: 875890
QC Batch Method: EPA 3005A
Analysis Method: EPA 6020B
Analysis Description: 6020 MET
Laboratory: Pace Analytical Services - Peachtree Corners, GA
Associated Lab Samples: 92746891014, 92746891015, 92746891016, 92746891017, 92746891018, 92746891019, 92746891020, 92746891021, 92746891022, 92746891023, 92746891024

METHOD BLANK: 4511665
Matrix: Water
Associated Lab Samples: 92746891014, 92746891015, 92746891016, 92746891017, 92746891018, 92746891019, 92746891020, 92746891021, 92746891022, 92746891023, 92746891024

Parameter	Units	Blank Result	Reporting Limit	MDL	Analyzed	Qualifiers
Antimony	mg/L	ND	0.0030	0.00054	08/15/24 17:33	
Arsenic	mg/L	ND	0.0050	0.00084	08/15/24 17:33	
Barium	mg/L	ND	0.0050	0.00047	08/15/24 17:33	
Beryllium	mg/L	ND	0.00050	0.000094	08/15/24 17:33	
Boron	mg/L	ND	0.040	0.012	08/15/24 17:33	
Cadmium	mg/L	ND	0.00050	0.00010	08/15/24 17:33	
Chromium	mg/L	ND	0.0050	0.0019	08/15/24 17:33	
Cobalt	mg/L	ND	0.0050	0.00032	08/15/24 17:33	
Lead	mg/L	ND	0.0010	0.00016	08/15/24 17:33	
Lithium	mg/L	ND	0.030	0.0016	08/15/24 17:33	
Molybdenum	mg/L	ND	0.010	0.00062	08/15/24 17:33	
Selenium	mg/L	ND	0.0050	0.00096	08/15/24 17:33	
Thallium	mg/L	ND	0.0010	0.00038	08/15/24 17:33	

LABORATORY CONTROL SAMPLE: 4511666

Parameter	Units	Spike Conc.	LCS Result	LCS % Rec	% Rec Limits	Qualifiers
Antimony	mg/L	0.1	0.10	102	80-120	
Arsenic	mg/L	0.1	0.098	98	80-120	
Barium	mg/L	0.1	0.095	95	80-120	
Beryllium	mg/L	0.1	0.10	100	80-120	
Boron	mg/L	1	0.95	95	80-120	
Cadmium	mg/L	0.1	0.10	100	80-120	
Chromium	mg/L	0.1	0.099	99	80-120	
Cobalt	mg/L	0.1	0.099	99	80-120	
Lead	mg/L	0.1	0.10	102	80-120	
Lithium	mg/L	0.1	0.10	103	80-120	
Molybdenum	mg/L	0.1	0.10	100	80-120	
Selenium	mg/L	0.1	0.099	99	80-120	
Thallium	mg/L	0.1	0.10	102	80-120	

MATRIX SPIKE & MATRIX SPIKE DUPLICATE: 4511667 4511668

Parameter	Units	92746891014 Result	MS Spike Conc.	MSD Spike Conc.	MS Result	MSD Result	MS % Rec	MSD % Rec	% Rec Limits	RPD	Max RPD	Qual
Antimony	mg/L	ND	0.1	0.1	0.10	0.10	100	100	75-125	0	20	

Results presented on this page are in the units indicated by the "Units" column except where an alternate unit is presented to the right of the result.

REPORT OF LABORATORY ANALYSIS

This report shall not be reproduced, except in full,
without the written consent of Pace Analytical Services, LLC.

Pace Analytical Services, LLC
9800 Kincey Ave. Suite 100
Huntersville, NC 28078
(704)875-9092

QUALITY CONTROL DATA

Project: Hammond AP-1
Pace Project No.: 92746891

MATRIX SPIKE & MATRIX SPIKE DUPLICATE: 4511667 4511668

Parameter	Units	92746891014 Result	MS Spike Conc.	MSD Spike Conc.	MS Result	MSD Result	MS % Rec	MSD % Rec	% Rec Limits	RPD	Max RPD	Qual
Arsenic	mg/L	ND	0.1	0.1	0.098	0.10	98	100	75-125	2	20	
Barium	mg/L	0.031	0.1	0.1	0.13	0.13	97	100	75-125	2	20	
Beryllium	mg/L	ND	0.1	0.1	0.094	0.096	94	96	75-125	2	20	
Boron	mg/L	0.61	1	1	1.6	1.6	99	100	75-125	1	20	
Cadmium	mg/L	0.00017J	0.1	0.1	0.098	0.10	98	100	75-125	2	20	
Chromium	mg/L	ND	0.1	0.1	0.096	0.097	96	97	75-125	1	20	
Cobalt	mg/L	0.020	0.1	0.1	0.11	0.12	95	98	75-125	2	20	
Lead	mg/L	ND	0.1	0.1	0.094	0.095	94	95	75-125	1	20	
Lithium	mg/L	0.011J	0.1	0.1	0.11	0.11	96	98	75-125	2	20	
Molybdenum	mg/L	0.046	0.1	0.1	0.14	0.14	99	99	75-125	0	20	
Selenium	mg/L	0.0034J	0.1	0.1	0.10	0.10	99	101	75-125	2	20	
Thallium	mg/L	0.00043J	0.1	0.1	0.097	0.098	97	98	75-125	1	20	

Results presented on this page are in the units indicated by the "Units" column except where an alternate unit is presented to the right of the result.

This report shall not be reproduced, except in full,
without the written consent of Pace Analytical Services, LLC.

Pace Analytical Services, LLC
9800 Kincey Ave. Suite 100
Huntersville, NC 28078
(704)875-9092

QUALITY CONTROL DATA

Project: Hammond AP-1
Pace Project No.: 92746891

QC Batch: 876694
QC Batch Method: EPA 7470A
Analysis Method: EPA 7470A
Analysis Description: 7470 Mercury
Laboratory: Pace Analytical Services - Peachtree Corners, GA

Associated Lab Samples: 92746891001, 92746891002, 92746891003, 92746891004, 92746891005, 92746891006, 92746891007, 92746891008, 92746891009, 92746891010, 92746891011, 92746891012, 92746891013, 92746891014, 92746891015, 92746891016, 92746891017, 92746891018, 92746891019, 92746891020

METHOD BLANK: 4515913
Matrix: Water

Associated Lab Samples: 92746891001, 92746891002, 92746891003, 92746891004, 92746891005, 92746891006, 92746891007, 92746891008, 92746891009, 92746891010, 92746891011, 92746891012, 92746891013, 92746891014, 92746891015, 92746891016, 92746891017, 92746891018, 92746891019, 92746891020

Parameter	Units	Blank Result	Reporting Limit	MDL	Analyzed	Qualifiers
Mercury	mg/L	ND	0.00020	0.00013	08/20/24 13:40	

LABORATORY CONTROL SAMPLE: 4515914

Parameter	Units	Spike Conc.	LCS Result	LCS % Rec	% Rec Limits	Qualifiers
Mercury	mg/L	0.0025	0.0022	87	80-120	

MATRIX SPIKE & MATRIX SPIKE DUPLICATE: 4515915 4515916

Parameter	Units	92746891001 Result	MS Spike Conc.	MSD Spike Conc.	MS Result	MSD Result	MS % Rec	MSD % Rec	% Rec Limits	RPD	Max RPD	Qual
Mercury	mg/L	ND	0.0025	0.0025	0.0020	0.0022	82	89	75-125	8	20	

Results presented on this page are in the units indicated by the "Units" column except where an alternate unit is presented to the right of the result.

This report shall not be reproduced, except in full,
without the written consent of Pace Analytical Services, LLC.

Pace Analytical Services, LLC
9800 Kincey Ave. Suite 100
Huntersville, NC 28078
(704)875-9092

QUALITY CONTROL DATA

Project: Hammond AP-1
Pace Project No.: 92746891

QC Batch: 877185
QC Batch Method: EPA 7470A
Analysis Method: EPA 7470A
Analysis Description: 7470 Mercury
Laboratory: Pace Analytical Services - Peachtree Corners, GA
Associated Lab Samples: 92746891021, 92746891022, 92746891023, 92746891024

METHOD BLANK: 4518051 Matrix: Water
Associated Lab Samples: 92746891021, 92746891022, 92746891023, 92746891024

Parameter	Units	Blank Result	Reporting Limit	MDL	Analyzed	Qualifiers
Mercury	mg/L	ND	0.00020	0.00013	08/26/24 12:25	

LABORATORY CONTROL SAMPLE: 4518052

Parameter	Units	Spike Conc.	LCS Result	LCS % Rec	% Rec Limits	Qualifiers
Mercury	mg/L	0.0025	0.0024	97	80-120	

MATRIX SPIKE & MATRIX SPIKE DUPLICATE: 4518053 4518054

Parameter	Units	92746891021 Result	MS Spike Conc.	MSD Spike Conc.	MS Result	MSD Result	MS % Rec	MSD % Rec	% Rec Limits	RPD	Max RPD	Qual
Mercury	mg/L	ND	0.0025	0.0025	0.0023	0.0024	93	94	75-125	1	20	

Results presented on this page are in the units indicated by the "Units" column except where an alternate unit is presented to the right of the result.

This report shall not be reproduced, except in full,
without the written consent of Pace Analytical Services, LLC.

Pace Analytical Services, LLC
9800 Kincey Ave. Suite 100
Huntersville, NC 28078
(704)875-9092

QUALITY CONTROL DATA

Project: Hammond AP-1
Pace Project No.: 92746891

QC Batch: 874945
QC Batch Method: SM 2540C-2015
Analysis Method: SM 2540C-2015
Analysis Description: 2540C Total Dissolved Solids
Laboratory: Pace Analytical Services - Peachtree Corners, GA
Associated Lab Samples: 92746891001, 92746891002, 92746891003

METHOD BLANK: 4506901 Matrix: Water
Associated Lab Samples: 92746891001, 92746891002, 92746891003

Parameter	Units	Blank Result	Reporting Limit	MDL	Analyzed	Qualifiers
Total Dissolved Solids	mg/L	ND	25.0	25.0	08/12/24 11:29	

LABORATORY CONTROL SAMPLE: 4506902

Parameter	Units	Spike Conc.	LCS Result	LCS % Rec	% Rec Limits	Qualifiers
Total Dissolved Solids	mg/L	400	391	98	80-120	

SAMPLE DUPLICATE: 4506903

Parameter	Units	92745465020 Result	Dup Result	RPD	Max RPD	Qualifiers
Total Dissolved Solids	mg/L	27.0	27.0	0	10	

SAMPLE DUPLICATE: 4506904

Parameter	Units	92746286004 Result	Dup Result	RPD	Max RPD	Qualifiers
Total Dissolved Solids	mg/L	647	631	3	10	

Results presented on this page are in the units indicated by the "Units" column except where an alternate unit is presented to the right of the result.

This report shall not be reproduced, except in full,
without the written consent of Pace Analytical Services, LLC.

Pace Analytical Services, LLC
9800 Kincey Ave. Suite 100
Huntersville, NC 28078
(704)875-9092

QUALITY CONTROL DATA

Project: Hammond AP-1
Pace Project No.: 92746891

QC Batch: 875193
QC Batch Method: SM 2540C-2015
Analysis Method: SM 2540C-2015
Analysis Description: 2540C Total Dissolved Solids
Laboratory: Pace Analytical Services - Peachtree Corners, GA
Associated Lab Samples: 92746891004, 92746891005, 92746891006, 92746891007, 92746891008, 92746891009, 92746891010, 92746891011

METHOD BLANK: 4508100
Matrix: Water
Associated Lab Samples: 92746891004, 92746891005, 92746891006, 92746891007, 92746891008, 92746891009, 92746891010, 92746891011

Parameter	Units	Blank Result	Reporting Limit	MDL	Analyzed	Qualifiers
Total Dissolved Solids	mg/L	ND	25.0	25.0	08/13/24 11:58	

LABORATORY CONTROL SAMPLE: 4508101

Parameter	Units	Spike Conc.	LCS Result	LCS % Rec	% Rec Limits	Qualifiers
Total Dissolved Solids	mg/L	400	392	98	80-120	

SAMPLE DUPLICATE: 4508102

Parameter	Units	92746891004 Result	Dup Result	RPD	Max RPD	Qualifiers
Total Dissolved Solids	mg/L	501	489	2	10	

SAMPLE DUPLICATE: 4508103

Parameter	Units	92746783002 Result	Dup Result	RPD	Max RPD	Qualifiers
Total Dissolved Solids	mg/L	258	254	2	10	

Results presented on this page are in the units indicated by the "Units" column except where an alternate unit is presented to the right of the result.

This report shall not be reproduced, except in full,
without the written consent of Pace Analytical Services, LLC.

Pace Analytical Services, LLC
9800 Kincey Ave. Suite 100
Huntersville, NC 28078
(704)875-9092

QUALITY CONTROL DATA

Project: Hammond AP-1
Pace Project No.: 92746891

QC Batch: 875540
QC Batch Method: SM 2540C-2015
Analysis Method: SM 2540C-2015
Analysis Description: 2540C Total Dissolved Solids
Laboratory: Pace Analytical Services - Peachtree Corners, GA
Associated Lab Samples: 92746891012, 92746891013, 92746891014, 92746891015, 92746891016, 92746891017, 92746891018, 92746891019, 92746891020, 92746891021, 92746891022, 92746891023, 92746891024

METHOD BLANK: 4509816
Matrix: Water
Associated Lab Samples: 92746891012, 92746891013, 92746891014, 92746891015, 92746891016, 92746891017, 92746891018, 92746891019, 92746891020, 92746891021, 92746891022, 92746891023, 92746891024

Parameter	Units	Blank Result	Reporting Limit	MDL	Analyzed	Qualifiers
Total Dissolved Solids	mg/L	ND	25.0	25.0	08/14/24 12:00	

LABORATORY CONTROL SAMPLE: 4509817

Parameter	Units	Spike Conc.	LCS Result	LCS % Rec	% Rec Limits	Qualifiers
Total Dissolved Solids	mg/L	400	395	99	80-120	

SAMPLE DUPLICATE: 4509818

Parameter	Units	92746285006 Result	Dup Result	RPD	Max RPD	Qualifiers
Total Dissolved Solids	mg/L	768	769	0	10	

SAMPLE DUPLICATE: 4509819

Parameter	Units	92746891021 Result	Dup Result	RPD	Max RPD	Qualifiers
Total Dissolved Solids	mg/L	52.0	102	65	10	D6

Results presented on this page are in the units indicated by the "Units" column except where an alternate unit is presented to the right of the result.

REPORT OF LABORATORY ANALYSIS

This report shall not be reproduced, except in full,
without the written consent of Pace Analytical Services, LLC.

Pace Analytical Services, LLC
9800 Kincey Ave. Suite 100
Huntersville, NC 28078
(704)875-9092

QUALITY CONTROL DATA

Project: Hammond AP-1
Pace Project No.: 92746891

QC Batch: 875040
QC Batch Method: EPA 300.0 Rev 2.1 1993
Analysis Method: EPA 300.0 Rev 2.1 1993
Analysis Description: 300.0 IC Anions
Laboratory: Pace Analytical Services - Asheville
Associated Lab Samples: 92746891001, 92746891002, 92746891003, 92746891004, 92746891005, 92746891006, 92746891007, 92746891008, 92746891009, 92746891010

METHOD BLANK: 4507379
Matrix: Water
Associated Lab Samples: 92746891001, 92746891002, 92746891003, 92746891004, 92746891005, 92746891006, 92746891007, 92746891008, 92746891009, 92746891010

Parameter	Units	Blank Result	Reporting Limit	MDL	Analyzed	Qualifiers
Chloride	mg/L	ND	1.0	0.60	08/12/24 22:41	
Fluoride	mg/L	ND	0.10	0.050	08/12/24 22:41	
Sulfate	mg/L	ND	1.0	0.50	08/12/24 22:41	

LABORATORY CONTROL SAMPLE: 4507380

Parameter	Units	Spike Conc.	LCS Result	LCS % Rec	% Rec Limits	Qualifiers
Chloride	mg/L	50	52.0	104	90-110	
Fluoride	mg/L	2.5	2.6	103	90-110	
Sulfate	mg/L	50	52.2	104	90-110	

MATRIX SPIKE & MATRIX SPIKE DUPLICATE: 4507381 4507382

Parameter	Units	92746285005 Result	MS Spike Conc.	MSD Spike Conc.	MS Result	MSD Result	MS % Rec	MSD % Rec	% Rec Limits	RPD	Max RPD	Qual
Chloride	mg/L	80.2	50	50	104	105	48	50	90-110	1	10	M1
Fluoride	mg/L	0.080J	2.5	2.5	2.4	2.4	92	94	90-110	3	10	
Sulfate	mg/L	286	50	50	319	321	65	69	90-110	0	10	M1

MATRIX SPIKE & MATRIX SPIKE DUPLICATE: 4507383 4507384

Parameter	Units	92746891001 Result	MS Spike Conc.	MSD Spike Conc.	MS Result	MSD Result	MS % Rec	MSD % Rec	% Rec Limits	RPD	Max RPD	Qual
Chloride	mg/L	28.6	50	50	78.9	79.3	101	101	90-110	0	10	
Fluoride	mg/L	0.074J	2.5	2.5	2.6	2.6	99	100	90-110	0	10	
Sulfate	mg/L	86.5	50	50	116	116	60	58	90-110	1	10	M1

Results presented on this page are in the units indicated by the "Units" column except where an alternate unit is presented to the right of the result.

This report shall not be reproduced, except in full,
without the written consent of Pace Analytical Services, LLC.

Pace Analytical Services, LLC
9800 Kincey Ave. Suite 100
Huntersville, NC 28078
(704)875-9092

QUALITY CONTROL DATA

Project: Hammond AP-1
Pace Project No.: 92746891

QC Batch: 875049
QC Batch Method: EPA 300.0 Rev 2.1 1993
Analysis Method: EPA 300.0 Rev 2.1 1993
Analysis Description: 300.0 IC Anions
Laboratory: Pace Analytical Services - Asheville
Associated Lab Samples: 92746891011, 92746891012, 92746891013, 92746891014, 92746891015, 92746891016, 92746891017, 92746891018, 92746891019, 92746891020, 92746891021, 92746891022, 92746891023, 92746891024

METHOD BLANK: 4507403
Matrix: Water
Associated Lab Samples: 92746891011, 92746891012, 92746891013, 92746891014, 92746891015, 92746891016, 92746891017, 92746891018, 92746891019, 92746891020, 92746891021, 92746891022, 92746891023, 92746891024

Parameter	Units	Blank Result	Reporting Limit	MDL	Analyzed	Qualifiers
Chloride	mg/L	ND	1.0	0.60	08/13/24 16:42	
Fluoride	mg/L	ND	0.10	0.050	08/13/24 16:42	
Sulfate	mg/L	ND	1.0	0.50	08/13/24 16:42	

LABORATORY CONTROL SAMPLE: 4507404

Parameter	Units	Spike Conc.	LCS Result	LCS % Rec	% Rec Limits	Qualifiers
Chloride	mg/L	50	52.5	105	90-110	
Fluoride	mg/L	2.5	2.7	108	90-110	
Sulfate	mg/L	50	53.1	106	90-110	

MATRIX SPIKE & MATRIX SPIKE DUPLICATE: 4507405 4507406

Parameter	Units	92746891011 Result	MS Spike Conc.	MSD Spike Conc.	MS Result	MSD Result	MS % Rec	MSD % Rec	% Rec Limits	RPD	Max RPD	Qual
Chloride	mg/L	12.4	50	50	63.3	64.6	102	104	90-110	2	10	
Fluoride	mg/L	0.079J	2.5	2.5	2.5	2.6	98	101	90-110	3	10	
Sulfate	mg/L	112	50	50	155	155	84	86	90-110	1	10	M1

MATRIX SPIKE & MATRIX SPIKE DUPLICATE: 4507407 4507408

Parameter	Units	92746891021 Result	MS Spike Conc.	MSD Spike Conc.	MS Result	MSD Result	MS % Rec	MSD % Rec	% Rec Limits	RPD	Max RPD	Qual
Chloride	mg/L	ND	50	50	51.7	50.4	103	101	90-110	3	10	
Fluoride	mg/L	ND	2.5	2.5	2.5	2.4	100	97	90-110	3	10	
Sulfate	mg/L	ND	50	50	51.7	50.4	103	101	90-110	2	10	

Results presented on this page are in the units indicated by the "Units" column except where an alternate unit is presented to the right of the result.

This report shall not be reproduced, except in full,
without the written consent of Pace Analytical Services, LLC.

Pace Analytical Services, LLC
9800 Kincey Ave. Suite 100
Huntersville, NC 28078
(704)875-9092

QUALIFIERS

Project: Hammond AP-1
Pace Project No.: 92746891

DEFINITIONS

DF - Dilution Factor, if reported, represents the factor applied to the reported data due to dilution of the sample aliquot.

ND - Not Detected at or above adjusted reporting limit.

TNTC - Too Numerous To Count

J - Estimated concentration above the adjusted method detection limit and below the adjusted reporting limit.

MDL - Adjusted Method Detection Limit.

PQL - Practical Quantitation Limit.

RL - Reporting Limit - The lowest concentration value that meets project requirements for quantitative data with known precision and bias for a specific analyte in a specific matrix.

S - Surrogate

1,2-Diphenylhydrazine decomposes to and cannot be separated from Azobenzene using Method 8270. The result for each analyte is a combined concentration.

Consistent with EPA guidelines, unrounded data are displayed and have been used to calculate % recovery and RPD values.

LCS(D) - Laboratory Control Sample (Duplicate)

MS(D) - Matrix Spike (Duplicate)

DUP - Sample Duplicate

RPD - Relative Percent Difference

NC - Not Calculable.

SG - Silica Gel - Clean-Up

U - Indicates the compound was analyzed for, but not detected.

Acid preservation may not be appropriate for 2 Chloroethylvinyl ether.

A separate vial preserved to a pH of 4-5 is recommended in SW846 Chapter 4 for the analysis of Acrolein and Acrylonitrile by EPA Method 8260.

N-Nitrosodiphenylamine decomposes and cannot be separated from Diphenylamine using Method 8270. The result reported for each analyte is a combined concentration.

Reported results are not rounded until the final step prior to reporting. Therefore, calculated parameters that are typically reported as "Total" may vary slightly from the sum of the reported component parameters.

Pace Analytical is TNI accredited. Contact your Pace PM for the current list of accredited analytes.

TNI - The NELAC Institute.

ANALYTE QUALIFIERS

D6	The precision between the sample and sample duplicate exceeded laboratory control limits.
M1	Matrix spike recovery exceeded QC limits. Batch accepted based on laboratory control sample (LCS) recovery.

This report shall not be reproduced, except in full,
without the written consent of Pace Analytical Services, LLC.

Pace Analytical Services, LLC
9800 Kincey Ave. Suite 100
Huntersville, NC 28078
(704)875-9092

QUALITY CONTROL DATA CROSS REFERENCE TABLE

Project: Hammond AP-1
Pace Project No.: 92746891

Lab ID	Sample ID	QC Batch Method	QC Batch	Analytical Method	Analytical Batch
92746891001	**HAM-HGWC-7**	EPA 3010A	875957	EPA 6010D	876038
92746891002	**HAM-HGWC-8**	EPA 3010A	875957	EPA 6010D	876038
92746891003	**HAM-HGWC-9**	EPA 3010A	875957	EPA 6010D	876038
92746891004	**HAM-HGWC-10**	EPA 3010A	875957	EPA 6010D	876038
92746891005	**HAM-HGWC-11**	EPA 3010A	875957	EPA 6010D	876038
92746891006	**HAM-HGWC-12**	EPA 3010A	875957	EPA 6010D	876038
92746891007	**HAM-MW-5**	EPA 3010A	875957	EPA 6010D	876038
92746891008	**HAM-MW-6**	EPA 3010A	875957	EPA 6010D	876038
92746891009	**HAM-MW-20**	EPA 3010A	875958	EPA 6010D	876036
92746891010	**HAM-MW-25D**	EPA 3010A	875958	EPA 6010D	876036
92746891011	**HAM-AP1-FD-01**	EPA 3010A	875958	EPA 6010D	876036
92746891012	**HAM-HGWC-13**	EPA 3010A	875958	EPA 6010D	876036
92746891013	**HAM-MW-7**	EPA 3010A	875958	EPA 6010D	876036
92746891014	**HAM-MW-19**	EPA 3010A	875958	EPA 6010D	876036
92746891015	**HAM-MW-24D**	EPA 3010A	875958	EPA 6010D	876036
92746891016	**HAM-MW-26D**	EPA 3010A	875958	EPA 6010D	876036
92746891017	**HAM-MW-27D**	EPA 3010A	875958	EPA 6010D	876036
92746891018	**HAM-MW-28D**	EPA 3010A	875958	EPA 6010D	876036
92746891019	**HAM-MW-29**	EPA 3010A	875958	EPA 6010D	876036
92746891020	**HAM-AP1-FD-02**	EPA 3010A	875958	EPA 6010D	876036
92746891021	**HAM-AP1-EB-01**	EPA 3010A	875958	EPA 6010D	876036
92746891022	**HAM-AP1-FB-01**	EPA 3010A	875958	EPA 6010D	876036
92746891023	**HAM-AP1-EB-02**	EPA 3010A	875958	EPA 6010D	876036
92746891024	**HAM-AP1-FB-02**	EPA 3010A	875958	EPA 6010D	876036
92746891001	**HAM-HGWC-7**	EPA 3005A	875884	EPA 6020B	876010
92746891002	**HAM-HGWC-8**	EPA 3005A	875884	EPA 6020B	876010
92746891003	**HAM-HGWC-9**	EPA 3005A	875884	EPA 6020B	876010
92746891004	**HAM-HGWC-10**	EPA 3005A	875884	EPA 6020B	876010
92746891005	**HAM-HGWC-11**	EPA 3005A	875884	EPA 6020B	876010
92746891006	**HAM-HGWC-12**	EPA 3005A	875884	EPA 6020B	876010
92746891007	**HAM-MW-5**	EPA 3005A	875884	EPA 6020B	876010
92746891008	**HAM-MW-6**	EPA 3005A	875884	EPA 6020B	876010
92746891009	**HAM-MW-20**	EPA 3005A	875884	EPA 6020B	876010
92746891010	**HAM-MW-25D**	EPA 3005A	875884	EPA 6020B	876010
92746891011	**HAM-AP1-FD-01**	EPA 3005A	875884	EPA 6020B	876010
92746891012	**HAM-HGWC-13**	EPA 3005A	875884	EPA 6020B	876010
92746891013	**HAM-MW-7**	EPA 3005A	875884	EPA 6020B	876010
92746891014	**HAM-MW-19**	EPA 3005A	875890	EPA 6020B	876009
92746891015	**HAM-MW-24D**	EPA 3005A	875890	EPA 6020B	876009
92746891016	**HAM-MW-26D**	EPA 3005A	875890	EPA 6020B	876009
92746891017	**HAM-MW-27D**	EPA 3005A	875890	EPA 6020B	876009
92746891018	**HAM-MW-28D**	EPA 3005A	875890	EPA 6020B	876009
92746891019	**HAM-MW-29**	EPA 3005A	875890	EPA 6020B	876009
92746891020	**HAM-AP1-FD-02**	EPA 3005A	875890	EPA 6020B	876009
92746891021	**HAM-AP1-EB-01**	EPA 3005A	875890	EPA 6020B	876009
92746891022	**HAM-AP1-FB-01**	EPA 3005A	875890	EPA 6020B	876009
92746891023	**HAM-AP1-EB-02**	EPA 3005A	875890	EPA 6020B	876009

This report shall not be reproduced, except in full,
without the written consent of Pace Analytical Services, LLC.

Pace Analytical Services, LLC
9800 Kincey Ave. Suite 100
Huntersville, NC 28078
(704)875-9092

QUALITY CONTROL DATA CROSS REFERENCE TABLE

Project: Hammond AP-1
Pace Project No.: 92746891

Lab ID	Sample ID	QC Batch Method	QC Batch	Analytical Method	Analytical Batch
92746891024	**HAM-AP1-FB-02**	EPA 3005A	875890	EPA 6020B	876009
92746891001	**HAM-HGWC-7**	EPA 7470A	876694	EPA 7470A	876772
92746891002	**HAM-HGWC-8**	EPA 7470A	876694	EPA 7470A	876772
92746891003	**HAM-HGWC-9**	EPA 7470A	876694	EPA 7470A	876772
92746891004	**HAM-HGWC-10**	EPA 7470A	876694	EPA 7470A	876772
92746891005	**HAM-HGWC-11**	EPA 7470A	876694	EPA 7470A	876772
92746891006	**HAM-HGWC-12**	EPA 7470A	876694	EPA 7470A	876772
92746891007	**HAM-MW-5**	EPA 7470A	876694	EPA 7470A	876772
92746891008	**HAM-MW-6**	EPA 7470A	876694	EPA 7470A	876772
92746891009	**HAM-MW-20**	EPA 7470A	876694	EPA 7470A	876772
92746891010	**HAM-MW-25D**	EPA 7470A	876694	EPA 7470A	876772
92746891011	**HAM-AP1-FD-01**	EPA 7470A	876694	EPA 7470A	876772
92746891012	**HAM-HGWC-13**	EPA 7470A	876694	EPA 7470A	876772
92746891013	**HAM-MW-7**	EPA 7470A	876694	EPA 7470A	876772
92746891014	**HAM-MW-19**	EPA 7470A	876694	EPA 7470A	876772
92746891015	**HAM-MW-24D**	EPA 7470A	876694	EPA 7470A	876772
92746891016	**HAM-MW-26D**	EPA 7470A	876694	EPA 7470A	876772
92746891017	**HAM-MW-27D**	EPA 7470A	876694	EPA 7470A	876772
92746891018	**HAM-MW-28D**	EPA 7470A	876694	EPA 7470A	876772
92746891019	**HAM-MW-29**	EPA 7470A	876694	EPA 7470A	876772
92746891020	**HAM-AP1-FD-02**	EPA 7470A	876694	EPA 7470A	876772
92746891021	**HAM-AP1-EB-01**	EPA 7470A	877185	EPA 7470A	878170
92746891022	**HAM-AP1-FB-01**	EPA 7470A	877185	EPA 7470A	878170
92746891023	**HAM-AP1-EB-02**	EPA 7470A	877185	EPA 7470A	878170
92746891024	**HAM-AP1-FB-02**	EPA 7470A	877185	EPA 7470A	878170
92746891001	**HAM-HGWC-7**	SM 2540C-2015	874945		
92746891002	**HAM-HGWC-8**	SM 2540C-2015	874945		
92746891003	**HAM-HGWC-9**	SM 2540C-2015	874945		
92746891004	**HAM-HGWC-10**	SM 2540C-2015	875193		
92746891005	**HAM-HGWC-11**	SM 2540C-2015	875193		
92746891006	**HAM-HGWC-12**	SM 2540C-2015	875193		
92746891007	**HAM-MW-5**	SM 2540C-2015	875193		
92746891008	**HAM-MW-6**	SM 2540C-2015	875193		
92746891009	**HAM-MW-20**	SM 2540C-2015	875193		
92746891010	**HAM-MW-25D**	SM 2540C-2015	875193		
92746891011	**HAM-AP1-FD-01**	SM 2540C-2015	875193		
92746891012	**HAM-HGWC-13**	SM 2540C-2015	875540		
92746891013	**HAM-MW-7**	SM 2540C-2015	875540		
92746891014	**HAM-MW-19**	SM 2540C-2015	875540		
92746891015	**HAM-MW-24D**	SM 2540C-2015	875540		
92746891016	**HAM-MW-26D**	SM 2540C-2015	875540		
92746891017	**HAM-MW-27D**	SM 2540C-2015	875540		
92746891018	**HAM-MW-28D**	SM 2540C-2015	875540		
92746891019	**HAM-MW-29**	SM 2540C-2015	875540		
92746891020	**HAM-AP1-FD-02**	SM 2540C-2015	875540		
92746891021	**HAM-AP1-EB-01**	SM 2540C-2015	875540		

This report shall not be reproduced, except in full,
without the written consent of Pace Analytical Services, LLC.

Pace Analytical Services, LLC
9800 Kincey Ave. Suite 100
Huntersville, NC 28078
(704)875-9092

QUALITY CONTROL DATA CROSS REFERENCE TABLE

Project: Hammond AP-1
Pace Project No.: 92746891

Lab ID	Sample ID	QC Batch Method	QC Batch	Analytical Method	Analytical Batch
92746891022	**HAM-AP1-FB-01**	SM 2540C-2015	875540		
92746891023	**HAM-AP1-EB-02**	SM 2540C-2015	875540		
92746891024	**HAM-AP1-FB-02**	SM 2540C-2015	875540		
92746891001	**HAM-HGWC-7**	EPA 300.0 Rev 2.1 1993	875040		
92746891002	**HAM-HGWC-8**	EPA 300.0 Rev 2.1 1993	875040		
92746891003	**HAM-HGWC-9**	EPA 300.0 Rev 2.1 1993	875040		
92746891004	**HAM-HGWC-10**	EPA 300.0 Rev 2.1 1993	875040		
92746891005	**HAM-HGWC-11**	EPA 300.0 Rev 2.1 1993	875040		
92746891006	**HAM-HGWC-12**	EPA 300.0 Rev 2.1 1993	875040		
92746891007	**HAM-MW-5**	EPA 300.0 Rev 2.1 1993	875040		
92746891008	**HAM-MW-6**	EPA 300.0 Rev 2.1 1993	875040		
92746891009	**HAM-MW-20**	EPA 300.0 Rev 2.1 1993	875040		
92746891010	**HAM-MW-25D**	EPA 300.0 Rev 2.1 1993	875040		
92746891011	**HAM-AP1-FD-01**	EPA 300.0 Rev 2.1 1993	875049		
92746891012	**HAM-HGWC-13**	EPA 300.0 Rev 2.1 1993	875049		
92746891013	**HAM-MW-7**	EPA 300.0 Rev 2.1 1993	875049		
92746891014	**HAM-MW-19**	EPA 300.0 Rev 2.1 1993	875049		
92746891015	**HAM-MW-24D**	EPA 300.0 Rev 2.1 1993	875049		
92746891016	**HAM-MW-26D**	EPA 300.0 Rev 2.1 1993	875049		
92746891017	**HAM-MW-27D**	EPA 300.0 Rev 2.1 1993	875049		
92746891018	**HAM-MW-28D**	EPA 300.0 Rev 2.1 1993	875049		
92746891019	**HAM-MW-29**	EPA 300.0 Rev 2.1 1993	875049		
92746891020	**HAM-AP1-FD-02**	EPA 300.0 Rev 2.1 1993	875049		
92746891021	**HAM-AP1-EB-01**	EPA 300.0 Rev 2.1 1993	875049		
92746891022	**HAM-AP1-FB-01**	EPA 300.0 Rev 2.1 1993	875049		
92746891023	**HAM-AP1-EB-02**	EPA 300.0 Rev 2.1 1993	875049		
92746891024	**HAM-AP1-FB-02**	EPA 300.0 Rev 2.1 1993	875049		

This report shall not be reproduced, except in full,
without the written consent of Pace Analytical Services, LLC.

Pace	DC#_Title: ENV-FRM-HUN1-0083 v05_Sample Condition Upon Receipt
	Effective Date: 05/24/2024

Laboratory receiving samples:
Asheville ☐ Eden ☐ Greenwood ☐ Huntersville ☐ Raleigh ☐ Mechanicsville ☐ Atlanta ☑ Kernersville ☐

Sample Condition Upon Receipt

Client Name: GA Power

Project #:

WO# : 92746891

92746891

Courier: ☐ Commercial ☑ Pace ☐ Fed Ex ☐ UPS ☐ USPS ☐ Other:____ ☐ Client

Custody Seal Present? ☐ Yes ☑ No Seals Intact? ☐ Yes ☐ No ☑ N/A

Date/Initials Person Examining Contents: 8/9/24 CMF

Packing Material: ☐ Bubble Wrap ☐ Bubble Bags ☑ None ☐ Other

Biological Tissue Frozen? ☐ Yes ☐ No ☐ N/A

Thermometer: ☑ IR Gun ID: 230

Type of Ice: ☑ Wet ☐ Blue ☐ None

Cooler Temp: 2.1

Correction Factor: Add/Subtract (°C) 0.0

Temp should be above freezing to 6°C
☐ Samples out of temp criteria. Samples on ice, cooling process has begun

Cooler Temp Corrected (°C): 2.1

USDA Regulated Soil (☐ N/A, water sample)
Did samples originate in a quarantine zone within the United States: CA, NY, or SC (check maps)? ☐ Yes ☐ No

Did samples originate from a foreign source (internationally, including Hawaii and Puerto Rico)? ☐ Yes ☐ No

				Comments/Discrepancy:
Chain of Custody Present?	☑ Yes	☐ No	☐ N/A	1.
Samples Arrived within Hold Time?	☑ Yes	☐ No	☐ N/A	2.
Short Hold Time Analysis (<72 hr.)?	☐ Yes	☑ No	☐ N/A	3.
Rush Turn Around Time Requested?	☐ Yes	☑ No	☐ N/A	4.
Sufficient Volume?	☑ Yes	☐ No	☐ N/A	5.
Correct Containers Used?	☑ Yes	☐ No	☐ N/A	6.
-Pace Containers Used?	☑ Yes	☐ No	☐ N/A	
Containers Intact?	☑ Yes	☐ No	☐ N/A	7.
Dissolved analysis: Samples Field Filtered?	☐ Yes	☐ No	☑ N/A	8.
Sample Labels Match COC? -Includes Date/Time/ID/Analysis Matrix: W	☑ Yes	☐ No	☐ N/A	9.
Headspace in VOA Vials (>5-6mm)?	☐ Yes	☐ No	☑ N/A	10.
Trip Blank Present?	☐ Yes	☐ No	☑ N/A	11.
Trip Blank Custody Seals Present?	☐ Yes	☐ No	☑ N/A	

COMMENTS/SAMPLE DISCREPANCY

Field Data Required? ☐ Yes ☐ No

Lot ID of split containers:

CLIENT NOTIFICATION/RESOLUTION

Person contacted: _____ Date/Time: _____

Project Manager SCURF Review: _____ Date: _____

Project Manager SRF Review: _____ Date: _____

DC#_Title: ENV-FRM-HUN1-0083 v05_Sample Condition Upon Receipt

Effective Date: 05/24/2024

WO#: 92746891

PM: BV **Due Date: 08/26/24**

CLIENT: 92- GP-HAM

*Check mark top half of box if pH and/or dechlorination is verified and within the acceptance range for preservation samples.

Exceptions: VOA, Coliform, TOC, Oil and Grease, DRO/8015 (water) DOC, LLHg

**Bottom half of box is to list number of bottles

***Check all unpreserved Nitrates for chlorine

Project #

Laboratory Receiving Location: Asheville ☐ Eden☐ Greenwood ☐ Huntersville ☐ Raleigh☐ Mechanicsville☐ Atlanta☐ Kernersville☐

Client_____ Profile/EZ (Circle one)_____ Notes_____

Item#	BP4U-125 mL Plastic Unpreserved (N/A) (Cl-)	BP3U-250 mL Plastic Unpreserved (N/A)	BP2U-500 mL Plastic Unpreserved (N/A)	BP1U-1 liter Plastic Unpreserved (N/A)		BP4S-125 mL Plastic H2SO4 (pH < 2) (Cl-)	BP3N-250 mL plastic HNO3 (pH < 2)	BP4Z-125 mL Plastic ZN Acetate & NaOH (>9)	BP4B-125 mL Plastic NaOH (pH > 12) (Cl-)	WGFU-Wide-mouthed Glass jar Unpreserved	AG1U-1 liter Amber Unpreserved (N/A) (Cl-)	AG1H-1 liter Amber HCl (pH < 2)	AG3U-250 mL Amber Unpreserved (N/A) (Cl-)	AG1S-1 liter Amber H2SO4 (pH < 2)	AG3S-250 mL Amber H2SO4 (pH < 2)	DG9A-40 mL Amber NH4Cl (N/A)(Cl-)	DG9H-40 mL VOA HCl (N/A)	VG9T-40 mL VOA Na2S2O3 (N/A)	VG9U-40 mL VOA Unpreserved (N/A)	DG9V-40 mL VOA H3PO4 (N/A)	KP7U-50 mL Plastic Unpreserved (N/A)	V/GK (3 vials per kit)-VPH/Gas kit (N/A)	SP5T-125 mL Sterile Plastic (N/A – lab)	SP2T-250 mL Sterile Plastic (N/A – lab)	BP	BP3R-250 mL Plastic (NH2)2SO4 (9.3-9.7)	AG0U-100 mL Amber Unpreserved (N/A) (Cl-)	VSGU-20 mL Scintillation vials (N/A)	DG9U-40 mL Amber Unpreserved vials (N/A)
CC																													
1		1	1				1																		2				
2		1	1				1																		2				
3		1	1				1																		2				
4		1	1				1																		2				
5		1	1				1																		2				
6		1	1				1																		2				
7		1	1				1																		2				
8		1	1				1																		2				
9		1	1				1																		2				
10		1	1				1																		2				
11		1	1				1																		2				
12																													

pH Adjustment Log for Preserved Samples

Sample ID	Type of Preservative	pH upon receipt	Date preservation adjusted	Time preservation adjusted	Amount of Preservative added	Lot #

Note: Whenever there is a discrepancy affecting North Carolina compliance samples, a copy of this form will be sent to the North Carolina DENR Certification Office (i.e. Out of hold, incorrect preservative, out of temp, incorrect containers.

Pace Analytical

CHAIN-OF-CUSTODY / Analytical Request Document

The Chain-of-Custody is a LEGAL DOCUMENT. All relevant fields must be completed accurately.

Page: 1 of 1

Section A
Required Client Information:

Company:	GA Power
Address:	Atlanta, GA
Email To:	SCS Contacts
Phone:	Fax:
Requested Due Date/TAT:	10 Day

Section B
Required Project Information:

Report To:	SCS Contacts
Copy To:	Geosyntec Contacts
Purchase Order No.:	
Project Name:	Hammond AP-1
Project Number:	GW6581E

Section C
Invoice Information:

Attention:	Southern Co.
Company Name:	
Address:	
Pace Quote Reference:	
Pace Project Manager:	Bonnie Vang
Pace Profile #:	10839

REGULATORY AGENCY

Site Location STATE:

Section D
Required Client Information

SAMPLE ID
(A-Z, 0-9 / -)
Sample IDs MUST BE UNIQUE

Valid Matrix Codes

MATRIX	CODE
DRINKING WATER	DW
WATER	WT
WASTE WATER	WW
PRODUCT	P
SOIL/SOLID	SL
OIL	OL
WIPE	WP
AIR	AR
OTHER	OT
TISSUE	TS

ITEM #	SAMPLE ID	MATRIX CODE (see valid codes above)	SAMPLE TYPE (G=GRAB C=COMP)	COLLECTED DATE	COLLECTED TIME	DATE	TIME	SAMPLE TEMP AT COLLECTION	# OF CONTAINERS Unpreserved	H_2SO_4	HNO_3	HCl	NaOH	$Na_2S_2O_3$	Methanol	Other	Analysis Test	Chloride, Fluoride, Sulfate	Total Hg, 11 and 17 metals	Total Selenium	TDS	Residual Chlorine (Y/N)	Pace Project No./ Lab I.D.
																	Y/N	N	N	N	N		
1	HAM-HGWC-7	WG	G	08/07/2024	1015				23	5	2	3						X	X	X	X	N	001
2	HAM-HGWC-8	WG	G	08/07/2024	1410				22	5	2	3						X	X	X	X	N	002
3	HAM-HGWC-9	WG	G	08/07/2024	1445				22	5	2	3						X	X	X	X	N	003
4	HAM-HGWC-10	WG	G	08/07/2024	0900				21	5	2	3						X	X	X	X	N	004
5	HAM-HGWC-11	WG	G	08/07/2024	1105				23	5	2	3						X	X	X	X	N	005
6	HAM-HGWC-12	WG	G	08/07/2024	1330				22	5	2	3						X	X	X	X	N	006
7	HAM-MW-5	WG	G	08/07/2024	1520				20	5	2	3						X	X	X	X	N	007
8	HAM-MW-6	WG	G	08/07/2024	1025				22	5	2	3						X	X	X	X	N	008
9	HAM-MW-20	WG	G	08/07/2024	1039				21	5	2	3						X	X	X	X	N	009
10	HAM-MW-25D	WG	G	08/07/2024	1240				22	5	2	3						X	X	X	X	N	010
11	HAM-AP1-FD-01	WG	G	08/07/2024	[illegible]				21	5	2	3						X	X	X	X	N	011
12																							

ADDITIONAL COMMENTS	RELINQUISHED BY / AFFILIATION	DATE	TIME	ACCEPTED BY / AFFILIATION	DATE	TIME	SAMPLE CONDITIONS
Task Code: HAM-CCR-ASSM1-20245C	Thomas Vicelli / Geosyntec	08/08/2024	1415	Ryan Williams / Pace	8/9/2024	1415	
	Ryan Williams / Pace	8/9/2024	1655	Charles Harbin	8/9/24	1655	

SAMPLER NAME AND SIGNATURE

PRINT Name of SAMPLER: [illegible] / Geosyntec Consultants, Inc

SIGNATURE of SAMPLER: [illegible] DATE Signed (MM/DD/YY):

Temp in °C | Received on Ice (Y/N) | Custody Seals Intact (Y/N) | Samples Intact (Y/N)

Pace	DC#_Title: ENV-FRM-HUN1-0083 v05_Sample Condition Upon Receipt
	Effective Date: 05/24/2024

Laboratory receiving samples:
Asheville ☐ Eden ☐ Greenwood ☐ Huntersville ☐ Raleigh ☐ Mechanicsville ☐ Atlanta ☑ Kernersville ☐

Sample Condition Upon Receipt

Client Name: GA Power

Project #:

Courier: ☐ Commercial ☐ Fed Ex ☑ Pace ☐ UPS ☐ USPS ☐ Client ☐ Other:____

Custody Seal Present? ☐ Yes ☑ No Seals Intact? ☐ Yes ☐ No ☑ N/A

Date/Initials Person Examining Contents: 9/9/24 CM

Packing Material: ☐ Bubble Wrap ☐ Bubble Bags ☑ None ☐ Other

Biological Tissue Frozen? ☐ Yes ☐ No ☐ N/A

Thermometer: ☑ IR Gun ID: 230

Type of Ice: ☑ Wet ☐ Blue ☐ None

Cooler Temp: 2.1 Correction Factor: Add/Subtract (°C) 0.0

Temp should be above freezing to 6°C
☐ Samples out of temp criteria. Samples on ice, cooling process has begun

Cooler Temp Corrected (°C): 2.1

USDA Regulated Soil (☐ N/A, water sample)
Did samples originate in a quarantine zone within the United States: CA, NY, or SC (check maps)? ☐ Yes ☐ No

Did samples originate from a foreign source (internationally, including Hawaii and Puerto Rico)? ☐ Yes ☐ No

				Comments/Discrepancy:
Chain of Custody Present?	☑ Yes	☐ No	☐ N/A	1.
Samples Arrived within Hold Time?	☑ Yes	☐ No	☐ N/A	2.
Short Hold Time Analysis (<72 hr.)?	☐ Yes	☑ No	☐ N/A	3.
Rush Turn Around Time Requested?	☐ Yes	☑ No	☐ N/A	4.
Sufficient Volume?	☑ Yes	☐ No	☐ N/A	5.
Correct Containers Used?	☑ Yes	☐ No	☐ N/A	6.
-Pace Containers Used?	☑ Yes	☐ No	☐ N/A	
Containers Intact?	☑ Yes	☐ No	☐ N/A	7.
Dissolved analysis: Samples Field Filtered?	☐ Yes	☐ No	☑ N/A	8.
Sample Labels Match COC? -Includes Date/Time/ID/Analysis Matrix: W	☑ Yes	☐ No	☐ N/A	9.
Headspace in VOA Vials (>5-6mm)?	☐ Yes	☐ No	☑ N/A	10.
Trip Blank Present?	☐ Yes	☐ No	☑ N/A	11.
Trip Blank Custody Seals Present?	☐ Yes	☐ No	☑ N/A	

Field Data Required? ☐ Yes ☐ No

COMMENTS/SAMPLE DISCREPANCY

Lot ID of split containers:

CLIENT NOTIFICATION/RESOLUTION

Person contacted: Date/Time:

Project Manager SCURF Review: Date:

Project Manager SRF Review: Date:

Qualtrax ID: 69614

Pace ANALYTICAL SERVICES

DC#_Title: ENV-FRM-HUN1-0083 v05_Sample Condition Upon Receipt

Effective Date: 05/24/2024

*Check mark top half of box if pH and/or dechlorination is verified and within the acceptance range for preservation samples.
Exceptions: VOA, Coliform, TOC, Oil and Grease, DRO/8015 (water) DOC, LLHg
**Bottom half of box is to list number of bottles
***Check all unpreserved Nitrates for chlorine

Project #

Laboratory Receiving Location: Asheville ☐ Eden☐ Greenwood ☐ Huntersville ☐ Raleigh☐ Mechanicsville☐ Atlanta☐ Kernersville☐

Client_____ Profile/EZ (Circle one)_____ Notes_____

Item#	BP4U-125 mL Plastic Unpreserved (N/A) (Cl-)	BP3U-250 mL Plastic Unpreserved (N/A)	BP2U-500 mL Plastic Unpreserved (N/A)	BP1U-1 liter Plastic Unpreserved (N/A)		BP4S-125 mL Plastic H2SO4 (pH < 2) (Cl-)	BP3N-250 mL plastic HNO3 (pH < 2)	BP4Z-125 mL Plastic Zn Acetate & NaOH (>9)	BP4B-125 mL Plastic NaOH (pH > 12) (Cl-)	WGFU-Wide-mouthed Glass jar Unpreserved	AG1U-1 liter Amber Unpreserved (N/A) (Cl-)	AG1H-1 liter Amber HCl (pH < 2)	AG3U-250 mL Amber Unpreserved (N/A) (Cl-)	AG1S-1 liter Amber H2SO4 (pH < 2)	AG3S-250 mL Amber H2SO4 (pH < 2)	DG9A-40 mL Amber NH4Cl (N/A)(Cl-)	DG9H-40 mL VOA HCl (N/A)	VG9T-40 mL VOA Na2S2O3 (N/A)	VG9U-40 mL VOA Unpreserved (N/A)	DG9V-40 mL VOA H3PO4 (N/A)	KP7U-50 mL Plastic Unpreserved (N/A)	V/GK (3 vials per kit)-VPH/Gas kit (N/A)	SP5T-125 mL Sterile Plastic (N/A – lab)	SP2T-250 mL Sterile Plastic (N/A – lab)	BP1U	BP3R-250 mL Plastic (NH2)2SO4 (9.3-9.7)	AG0U-100 mL Amber Unpreserved (N/A) (Cl-)	VSGU-20 mL Scintillation vials (N/A)	DG9U-40 mL Amber Unpreserved vials (N/A)
CC																													
1		1	1				1																		2				
2		1	1				1																		2				
3		1	1				1																		2				
4		1	1				1																		2				
5		1	1				1																		2				
6		1	1				1																		2				
7		1	1				1																		2				
8		1	1				1																		2				
9		1	1				1																		2				
10		1	1				1																		2				
11		1	1				1																		2				
12		1	1				1																		2				

pH Adjustment Log for Preserved Samples

Sample ID	Type of Preservative	pH upon receipt	Date preservation adjusted	Time preservation adjusted	Amount of Preservative added	Lot #

Note: Whenever there is a discrepancy affecting North Carolina compliance samples, a copy of this form will be sent to the North Carolina DENR Certification Office (i.e. Out of hold, incorrect preservative, out of temp, incorrect containers.

Pace	DC#_Title: ENV-FRM-HUN1-0083 v05_Sample Condition Upon Receipt
	Effective Date: 05/24/2024

*Check mark top half of box if pH and/or dechlorination is verified and within the acceptance range for preservation samples.
Exceptions: VOA, Coliform, TOC, Oil and Grease, DRO/8015 (water) DOC, LLHg
**Bottom half of box is to list number of bottles
***Check all unpreserved Nitrates for chlorine

Project #

Laboratory Receiving Location: Asheville ☐ Eden☐ Greenwood ☐ Huntersville ☐ Raleigh☐ Mechanicsville☐ Atlanta☐ Kernersville☐

Client_____ Profile/EZ (Circle one)_____ Notes_____

Item#	BP4U-125 mL Plastic Unpreserved (N/A) (Cl-)	BP3U-250 mL Plastic Unpreserved (N/A)	BP2U-500 mL Plastic Unpreserved (N/A)	BP1U-1 liter Plastic Unpreserved (N/A)		BP4S-125 mL Plastic H2SO4 (pH < 2) (Cl-)	BP3N-250 mL plastic HNO3 (pH < 2)	BP4Z-125 mL Plastic ZN Acetate & NaOH (>9)	BP4B-125 mL Plastic NaOH (pH > 12) (Cl-)	WGFU-Wide-mouthed Glass Jar Unpreserved	AG1U-1 liter Amber Unpreserved (N/A) (Cl-)	AG1H-1 liter Amber HCl (pH < 2)	AG3U-250 mL Amber Unpreserved (N/A) (Cl-)	AG1S-1 liter Amber H2SO4 (pH < 2)	AG3S-250 mL Amber H2SO4 (pH < 2)	DG9A-40 mL Amber NH4Cl (N/A)(Cl-)	DG9H-40 mL VOA HCl (N/A)	VG9T-40 mL VOA Na2S2O3 (N/A)	VG9U-40 mL VOA Unpreserved (N/A)	DG9V-40 mL VOA H3PO4 (N/A)	KP7U-50 mL Plastic Unpreserved (N/A)	V/GK (3 vials per kit)-VPH/Gas kit (N/A)	SP5T-125 mL Sterile Plastic (N/A – lab)	SP2T-250 mL Sterile Plastic (N/A – lab)		BP3R-250 mL Plastic (NH2)2SO4 (9.3-9.7)	AG0U-100 mL Amber Unpreserved (N/A) (Cl-)	VSGU-20 mL Scintillation vials (N/A)	DG9U-40 mL Amber Unpreserved vials (N/A)
CC																													
1		1	1				✓																						
2																													
3																													
4																													
5																													
6																													
7																													
8																													
9																													
10																													
11																													
12																													

pH Adjustment Log for Preserved Samples

Sample ID	Type of Preservative	pH upon receipt	Date preservation adjusted	Time preservation adjusted	Amount of Preservative added	Lot #

Note: Whenever there is a discrepancy affecting North Carolina compliance samples, a copy of this form will be sent to the North Carolina DENR Certification Office (i.e. Out of hold, incorrect preservative, out of temp, incorrect containers.

Pace Analytical

CHAIN-OF-CUSTODY / Analytical Request Document

The Chain-of-Custody is a LEGAL DOCUMENT. All relevant fields must be completed accurately.

Page: 1 of 2

Section A — Required Client Information

Company:	GA Power
Address:	Atlanta, GA
Email To:	SCS Contacts
Phone:	Fax:
Requested Due Date/TAT:	10 Day

Section B — Required Project Information

Report To:	SCS Contacts
Copy To:	Geosyntec Contacts
Purchase Order No.:	
Project Name:	Hammond AP-1
Project Number:	GW6551E

Section C — Invoice Information

Attention:	Southern Co.
Company Name:	
Address:	
Pace Profile Reference:	
Pace Project Manager:	Bonnie Vang
Pace Profile #:	10839

REGULATORY AGENCY

Site Location STATE: GA

Section D — Required Client Information

Valid Matrix Codes: MATRIX / CODE

SAMPLE ID (A-Z, 0-9 / -) Sample IDs MUST BE UNIQUE

Requested Analysis Filtered (Y/N)

ITEM #	SAMPLE ID	MATRIX CODE	SAMPLE TYPE (G=GRAB, C=COMP)	COLLECTED DATE	COLLECTED TIME	COMPOSITE DATE	COMPOSITE TIME	SAMPLE TEMP AT COLLECTION	# OF CONTAINERS	Unpreserved	H_2SO_4	HNO_3	HCl	NaOH	$Na_2S_2O_3$	Methanol	Other	Analysis Test (Y/N)	Chloride, Fluoride, Sulfate (N)	Full App. Boron (N)	RAD 226/228 (N)	TDS (N)	Residual Chlorine (Y/N)	Pace Project No./ Lab I.D.
1	HAM-HGWC-13	WG	G	08/08/2024	1108			21	5	2		3							X	X	X	X	N	012
2	HAM-MW-7	WG	G	08/08/2024	0805			23	5	2		3							X	X	X	X	N	013
3	HAM-MW-19	WG	G	08/08/2024	1033			23	5	2		3							X	X	X	X	N	014
4	HAM-MW-24D	WG	G	08/08/2024	1235			21	5	2		3							X	X	X	X	N	015
5	HAM-MW-26D	WG	G	08/08/2024	1400			21	5	2		3							X	X	X	X	N	016
6	HAM-MW-27D	WG	G	08/08/2024	1145			23	5	2		3							X	X	X	X	N	017
7	HAM-MW-28D	WG	G	08/08/2024	1417			23	5	2		3							X	X	X	X	N	018
8	HAM-MW-29	WG	G	08/08/2024	1150			22	5	2		3							X	X	X	X	N	019
9	HAM-AP1-FD-02	WG	G	08/08/2024	2000			23	5	2		3							X	X	X	X	N	020
10	HAM-AP1-EB-01	WG	G	08/08/2024	1430			21	5	2		3							X	X	X	X	N	021
11	HAM-AP1-FB-01	WG	G	08/08/2024	1435			21	5	2		3							X	X	X	X	N	022
12	HAM-AP1-EB-02	WG	G	08/08/2024	1455			21	5	2		3							X	X	X	X	N	023

08/08/2024

ADDITIONAL COMMENTS	RELINQUISHED BY / AFFILIATION	DATE	TIME	ACCEPTED BY / AFFILIATION	DATE	TIME	SAMPLE CONDITIONS
Task Code: HAM-CCR-ASSMT-202452	Thomas Kowalski / Geosyntec	08/09/2024	1415	Ryan Williams / Pace	8/9/2024	1415	
	Ryan Williams / Pace	8/9/2024	1655	Charles Hawks	8/9/24	1655	

SAMPLER NAME AND SIGNATURE

PRINT Name of SAMPLER: [illegible] Geosyntec Consultants, Inc.

SIGNATURE of SAMPLER: [signature] DATE Signed (MM/DD/YY): [illegible]

Pace Analytical

CHAIN-OF-CUSTODY / Analytical Request Document

The Chain-of-Custody is a LEGAL DOCUMENT. All relevant fields must be completed accurately.

Page: 2 of 2

Section A Required Client Information

Company:	GA Power
Address:	Atlanta, GA
Email To:	SCS Contacts
Phone:	Fax:
Requested Due Date/TAT:	10 Day

Section B Required Project Information

Report To:	SCS Contacts
Copy To:	Geosyntec Contacts
Purchase Order No.:	
Project Name:	Hammond AP-1
Project Number:	GW6581E

Section C Invoice Information

Attention:	Southern Co
Company Name:	
Address:	
Pace Profile #:	10839

REGULATORY AGENCY

Site Location STATE: GA

Section D Required Client Information

Valid Matrix Codes: MATRIX CODE — DRINKING WATER, WATER, WASTE WATER, PRODUCT, SOLID/SOIL, OIL, WIPE, AIR, OTHER, TISSUE

SAMPLE ID: [A-Z, 0-9, ...] Sample IDs MUST BE UNIQUE

ITEM #	SAMPLE ID	MATRIX CODE	SAMPLE TYPE (G=GRAB, C=COMP)	COLLECTED DATE	COLLECTED TIME	COMPOSITE DATE	COMPOSITE TIME	SAMPLE TEMP AT COLLECTION	# OF CONTAINERS	Unpreserved	H_2SO_4	HNO_3	HCl	NaOH	$Na_2S_2O_3$	Methanol	Other	Analysis Test	Y/N	Chloride, Fluoride, Sulfate	Total Alk, Mg, Hardness	TKN 351.2/353.2	TPO4	Residual Chlorine (Y/N)	Pace Project No./ Lab I.D.
1	HAM-AP1-FB-02	WG	G	08/08/2024	1450				21	5	2		3							X	X	X	X	N	024 Lab Sample
2																									
3																									
4																									
5																									
6																									
7																									
8																									
9																									
10																									
11																									
12																									

ADDITIONAL COMMENTS	RELINQUISHED BY / AFFILIATION	DATE	TIME	ACCEPTED BY / AFFILIATION	DATE	TIME	SAMPLE CONDITIONS
Task Code: HAM-GW-ASSMT-782482	Thomas Hecht / Geosyntec	08/09/2024	1415	Ryan Williams / Pace	8/9/24	1415	
	Ryan Williams / Pace	8/9/2024	1655	Charles Hall	8/9/24	1655	

SAMPLER NAME AND SIGNATURE

PRINT Name of SAMPLER: Thomas Hecht (Geosyntec Consultants, Inc)

SIGNATURE of SAMPLER: DATE Signed (MM/DD/YY): 08/08/24

Pace Analytical Services, LLC
9800 Kincey Ave. Suite 100
Huntersville, NC 28078
(704)875-9092

September 04, 2024

Kristen Jurinko
Southern Company
241 Ralph McGill Blvd NE
Bin 10160
Atlanta, GA 30308

RE: Project: Hammond AP-1- RADs
Pace Project No.: 92746901

Dear Kristen Jurinko:

Enclosed are the analytical results for sample(s) received by the laboratory on August 09, 2024. The results relate only to the samples included in this report. Results reported herein conform to the applicable TNI/NELAC Standards and the laboratory's Quality Manual, where applicable, unless otherwise noted in the body of the report.

The test results provided in this final report were generated by each of the following laboratories within the Pace Network:

- Pace Analytical Services - Greensburg

If you have any questions concerning this report, please feel free to contact me.

Sincerely,

Bonnie Vang

Bonnie Vang
bonnie.vang@pacelabs.com
704-977-0968
Project Manager

Enclosures

cc: Kip Gray, Geosyntec
Christine Hug, Geosyntec Consultants, Inc.
Thomas Kessler, Geosyntec Consultants
Whitney Law, Geosyntec Consultants
Laura Midkiff, Southern Company
Caroline Nelson, Geosyntec Consultants, Inc
Jamie Newsome, Geosyntec Consultants
Zain Webb, Geosyntec Consultants

REPORT OF LABORATORY ANALYSIS

This report shall not be reproduced, except in full,
without the written consent of Pace Analytical Services, LLC.

Pace Analytical Services, LLC
9800 Kincey Ave. Suite 100
Huntersville, NC 28078
(704)875-9092

CERTIFICATIONS

Project: Hammond AP-1- RADs
Pace Project No.: 92746901

Pace Analytical Services Pennsylvania
1638 Roseytown Rd Suites 2,3&4, Greensburg, PA 15601
ANAB DOD-ELAP Rad Accreditation #: L2417
ANABISO/IEC 17025:2017 Rad Cert#: L24170
Alabama Certification #: 41590
Arizona Certification #: AZ0734
Arkansas Certification
California Certification #: 2950
Colorado Certification #: PA01547
Connecticut Certification #: PH-0694
EPA Region 4 DW Rad
Florida/TNI Certification #: E87683
Georgia Certification #: C040
Guam Certification
Hawaii Certification
Idaho Certification
Illinois Certification
Indiana Certification
Iowa Certification #: 391
Kansas Certification #: E-10358
Kentucky Certification #: KY90133
KY WW Permit #: KY0098221
KY WW Permit #: KY0000221
Louisiana DHH/TNI Certification #: LA010
Louisiana DEQ/TNI Certification #: 04086
Maine Certification #: 2023021
Maryland Certification #: 308
Massachusetts Certification #: M-PA1457
Michigan/PADEP Certification #: 9991
Missouri Certification #: 235
Montana Certification #: Cert0082
Nebraska Certification #: NE-OS-29-14
Nevada Certification #: PA014572023-03
New Hampshire/TNI Certification #: 297622
New Jersey/TNI Certification #: PA051
New Mexico Certification #: PA01457
New York/TNI Certification #: 10888
North Carolina Certification #: 42706
North Dakota Certification #: R-190
Ohio EPA Rad Approval: #41249
Oregon/TNI Certification #: PA200002-015
Pennsylvania/TNI Certification #: 65-00282
Puerto Rico Certification #: PA01457
Rhode Island Certification #: 65-00282
South Dakota Certification
Tennessee Certification #: TN02867
Texas/TNI Certification #: T104704188-22-18
Utah/TNI Certification #: PA014572223-14
USDA Soil Permit #: 525-23-67-77263
Vermont Dept. of Health: ID# VT-0282
Virgin Island/PADEP Certification
Virginia/VELAP Certification #: 460198
Washington Certification #: C868
West Virginia DEP Certification #: 143
West Virginia DHHR Certification #: 9964C
Wisconsin Approve List for Rad

This report shall not be reproduced, except in full,
without the written consent of Pace Analytical Services, LLC.

Pace Analytical Services, LLC
9800 Kincey Ave. Suite 100
Huntersville, NC 28078
(704)875-9092

SAMPLE SUMMARY

Project: Hammond AP-1- RADs
Pace Project No.: 92746901

Lab ID	Sample ID	Matrix	Date Collected	Date Received
92746901001	**HAM-HGWC-7**	Water	08/07/24 16:15	08/09/24 14:15
92746901002	**HAM-HGWC-8**	Water	08/07/24 14:10	08/09/24 14:15
92746901003	**HAM-HGWC-9**	Water	08/07/24 11:45	08/09/24 14:15
92746901004	**HAM-HGWC-10**	Water	08/07/24 09:30	08/09/24 14:15
92746901005	**HAM-HGWC-11**	Water	08/07/24 11:08	08/09/24 14:15
92746901006	**HAM-HGWC-12**	Water	08/07/24 13:30	08/09/24 14:15
92746901007	**HAM-MW-5**	Water	08/07/24 09:29	08/09/24 14:15
92746901008	**HAM-MW-6**	Water	08/07/24 16:35	08/09/24 14:15
92746901009	**HAM-MW-20**	Water	08/07/24 16:38	08/09/24 14:15
92746901010	**HAM-MW-25D**	Water	08/07/24 15:02	08/09/24 14:15
92746901011	**HAM-AP1-FD-01**	Water	08/07/24 00:00	08/09/24 14:15
92746901012	**HAM-HGWC-13**	Water	08/08/24 11:08	08/09/24 14:15
92746901013	**HAM-MW-7**	Water	08/08/24 09:05	08/09/24 14:15
92746901014	**HAM-MW-19**	Water	08/08/24 10:33	08/09/24 14:15
92746901015	**HAM-MW-24D**	Water	08/08/24 12:35	08/09/24 14:15
92746901016	**HAM-MW-26D**	Water	08/08/24 14:00	08/09/24 14:15
92746901017	**HAM-MW-27D**	Water	08/08/24 11:45	08/09/24 14:15
92746901018	**HAM-MW-28D**	Water	08/08/24 14:17	08/09/24 14:15
92746901019	**HAM-MW-29**	Water	08/08/24 11:50	08/09/24 14:15
92746901020	**HAM-AP1-FD-02**	Water	08/08/24 00:00	08/09/24 14:15
92746901021	**HAM-AP1-EB-01**	Water	08/08/24 14:30	08/09/24 14:15
92746901022	**HAM-AP1-FB-01**	Water	08/08/24 14:35	08/09/24 14:15
92746901023	**HAM-AP1-EB-02**	Water	08/08/24 14:55	08/09/24 14:15
92746901024	**HAM-AP1-FB-02**	Water	08/08/24 14:50	08/09/24 14:15

This report shall not be reproduced, except in full,
without the written consent of Pace Analytical Services, LLC.

Pace Analytical Services, LLC
9800 Kincey Ave. Suite 100
Huntersville, NC 28078
(704)875-9092

SAMPLE ANALYTE COUNT

Project: Hammond AP-1- RADs
Pace Project No.: 92746901

Lab ID	Sample ID	Method	Analysts	Analytes Reported	Laboratory
92746901001	**HAM-HGWC-7**	EPA 9315	SLC	1	PASI-PA
		EPA 9320	JJS1	1	PASI-PA
		Total Radium Calculation	JAL	1	PASI-PA
92746901002	**HAM-HGWC-8**	EPA 9315	SLC	1	PASI-PA
		EPA 9320	JJS1	1	PASI-PA
		Total Radium Calculation	JAL	1	PASI-PA
92746901003	**HAM-HGWC-9**	EPA 9315	SLC	1	PASI-PA
		EPA 9320	ZPC	1	PASI-PA
		Total Radium Calculation	JAL	1	PASI-PA
92746901004	**HAM-HGWC-10**	EPA 9315	SLC	1	PASI-PA
		EPA 9320	ZPC	1	PASI-PA
		Total Radium Calculation	JAL	1	PASI-PA
92746901005	**HAM-HGWC-11**	EPA 9315	SLC	1	PASI-PA
		EPA 9320	ZPC	1	PASI-PA
		Total Radium Calculation	JAL	1	PASI-PA
92746901006	**HAM-HGWC-12**	EPA 9315	SLC	1	PASI-PA
		EPA 9320	ZPC	1	PASI-PA
		Total Radium Calculation	JAL	1	PASI-PA
92746901007	**HAM-MW-5**	EPA 9315	SLC	1	PASI-PA
		EPA 9320	ZPC	1	PASI-PA
		Total Radium Calculation	JAL	1	PASI-PA
92746901008	**HAM-MW-6**	EPA 9315	SLC	1	PASI-PA
		EPA 9320	ZPC	1	PASI-PA
		Total Radium Calculation	JAL	1	PASI-PA
92746901009	**HAM-MW-20**	EPA 9315	SLC	1	PASI-PA
		EPA 9320	ZPC	1	PASI-PA
		Total Radium Calculation	JAL	1	PASI-PA
92746901010	**HAM-MW-25D**	EPA 9315	SLC	1	PASI-PA
		EPA 9320	ZPC	1	PASI-PA
		Total Radium Calculation	JAL	1	PASI-PA
92746901011	**HAM-AP1-FD-01**	EPA 9315	SLC	1	PASI-PA
		EPA 9320	ZPC	1	PASI-PA
		Total Radium Calculation	JAL	1	PASI-PA
92746901012	**HAM-HGWC-13**	EPA 9315	SLC	1	PASI-PA
		EPA 9320	ZPC	1	PASI-PA
		Total Radium Calculation	JAL	1	PASI-PA
92746901013	**HAM-MW-7**	EPA 9315	SLC	1	PASI-PA

This report shall not be reproduced, except in full,
without the written consent of Pace Analytical Services, LLC.

Pace Analytical Services, LLC
9800 Kincey Ave. Suite 100
Huntersville, NC 28078
(704)875-9092

SAMPLE ANALYTE COUNT

Project: Hammond AP-1- RADs
Pace Project No.: 92746901

Lab ID	Sample ID	Method	Analysts	Analytes Reported	Laboratory
		EPA 9320	ZPC	1	PASI-PA
		Total Radium Calculation	JAL	1	PASI-PA
92746901014	**HAM-MW-19**	EPA 9315	SLC	1	PASI-PA
		EPA 9320	ZPC	1	PASI-PA
		Total Radium Calculation	JAL	1	PASI-PA
92746901015	**HAM-MW-24D**	EPA 9315	SLC	1	PASI-PA
		EPA 9320	ZPC	1	PASI-PA
		Total Radium Calculation	JAL	1	PASI-PA
92746901016	**HAM-MW-26D**	EPA 9315	SLC	1	PASI-PA
		EPA 9320	ZPC	1	PASI-PA
		Total Radium Calculation	JAL	1	PASI-PA
92746901017	**HAM-MW-27D**	EPA 9315	SLC	1	PASI-PA
		EPA 9320	ZPC	1	PASI-PA
		Total Radium Calculation	JAL	1	PASI-PA
92746901018	**HAM-MW-28D**	EPA 9315	SLC	1	PASI-PA
		EPA 9320	ZPC	1	PASI-PA
		Total Radium Calculation	JAL	1	PASI-PA
92746901019	**HAM-MW-29**	EPA 9315	SLC	1	PASI-PA
		EPA 9320	ZPC	1	PASI-PA
		Total Radium Calculation	JAL	1	PASI-PA
92746901020	**HAM-AP1-FD-02**	EPA 9315	SLC	1	PASI-PA
		EPA 9320	ZPC	1	PASI-PA
		Total Radium Calculation	JAL	1	PASI-PA
92746901021	**HAM-AP1-EB-01**	EPA 9315	SLC	1	PASI-PA
		EPA 9320	ZPC	1	PASI-PA
		Total Radium Calculation	JAL	1	PASI-PA
92746901022	**HAM-AP1-FB-01**	EPA 9315	SLC	1	PASI-PA
		EPA 9320	ZPC	1	PASI-PA
		Total Radium Calculation	JAL	1	PASI-PA
92746901023	**HAM-AP1-EB-02**	EPA 9315	SLC	1	PASI-PA
		EPA 9320	VAL	1	PASI-PA
		Total Radium Calculation	JAL	1	PASI-PA
92746901024	**HAM-AP1-FB-02**	EPA 9315	SLC	1	PASI-PA
		EPA 9320	VAL	1	PASI-PA
		Total Radium Calculation	JAL	1	PASI-PA

PASI-PA = Pace Analytical Services - Greensburg

This report shall not be reproduced, except in full,
without the written consent of Pace Analytical Services, LLC.

Pace Analytical Services, LLC
9800 Kincey Ave. Suite 100
Huntersville, NC 28078
(704)875-9092

SUMMARY OF DETECTION

Project: Hammond AP-1- RADs
Pace Project No.: 92746901

Lab Sample ID Method	Client Sample ID Parameters	Result	Units	Report Limit	Analyzed	Qualifiers
92746901001	**HAM-HGWC-7**					
EPA 9315	Radium-226	-0.182U ± 0.198 (0.600) C:87% T:NA	pCi/L		08/29/24 08:42	
EPA 9320	Radium-228	0.611U ± 0.350 (0.633) C:82% T:87%	pCi/L		08/26/24 11:36	
Total Radium Calculation	Total Radium	0.611U ± 0.548 (1.23)	pCi/L		08/30/24 12:32	
92746901002	**HAM-HGWC-8**					
EPA 9315	Radium-226	0.164U ± 0.200 (0.415) C:84% T:NA	pCi/L		08/29/24 08:42	
EPA 9320	Radium-228	0.392U ± 0.330 (0.658) C:80% T:88%	pCi/L		08/26/24 11:36	
Total Radium Calculation	Total Radium	0.556U ± 0.530 (1.07)	pCi/L		08/30/24 12:32	
92746901003	**HAM-HGWC-9**					
EPA 9315	Radium-226	0.0131U ± 0.133 (0.340) C:86% T:NA	pCi/L		09/02/24 14:33	
EPA 9320	Radium-228	0.489U ± 0.303 (0.554) C:82% T:89%	pCi/L		08/27/24 12:20	
Total Radium Calculation	Total Radium	0.502U ± 0.436 (0.894)	pCi/L		09/03/24 16:45	
92746901004	**HAM-HGWC-10**					
EPA 9315	Radium-226	-0.117U ± 0.117 (0.368) C:88% T:NA	pCi/L		09/02/24 14:33	
EPA 9320	Radium-228	0.268U ± 0.282 (0.584) C:84% T:85%	pCi/L		08/27/24 12:20	
Total Radium Calculation	Total Radium	0.268U ± 0.399 (0.952)	pCi/L		09/03/24 16:45	

This report shall not be reproduced, except in full,
without the written consent of Pace Analytical Services, LLC.

Pace Analytical Services, LLC
9800 Kincey Ave. Suite 100
Huntersville, NC 28078
(704)875-9092

SUMMARY OF DETECTION

Project: Hammond AP-1- RADs
Pace Project No.: 92746901

Lab Sample ID Method	Client Sample ID Parameters	Result	Units	Report Limit	Analyzed	Qualifiers
92746901005	**HAM-HGWC-11**					
EPA 9315	Radium-226	0.0561U ± 0.128 (0.300) C:88% T:NA	pCi/L		09/02/24 14:33	
EPA 9320	Radium-228	0.818 ± 0.370 (0.608) C:81% T:89%	pCi/L		08/27/24 12:21	
Total Radium Calculation	Total Radium	0.874U ± 0.498 (0.908)	pCi/L		09/03/24 16:45	
92746901006	**HAM-HGWC-12**					
EPA 9315	Radium-226	0.168U ± 0.159 (0.317) C:88% T:NA	pCi/L		09/02/24 14:34	
EPA 9320	Radium-228	0.287U ± 0.319 (0.667) C:85% T:87%	pCi/L		08/27/24 12:21	
Total Radium Calculation	Total Radium	0.455U ± 0.478 (0.984)	pCi/L		09/03/24 16:45	
92746901007	**HAM-MW-5**					
EPA 9315	Radium-226	0.0889U ± 0.136 (0.302) C:87% T:NA	pCi/L		09/02/24 14:34	
EPA 9320	Radium-228	0.495U ± 0.297 (0.537) C:84% T:90%	pCi/L		08/27/24 12:21	
Total Radium Calculation	Total Radium	0.584U ± 0.433 (0.839)	pCi/L		09/03/24 16:45	
92746901008	**HAM-MW-6**					
EPA 9315	Radium-226	-0.0339U ± 0.0759 (0.240) C:86% T:NA	pCi/L		09/02/24 14:35	
EPA 9320	Radium-228	0.606 ± 0.319 (0.547) C:84% T:85%	pCi/L		08/27/24 12:21	
Total Radium Calculation	Total Radium	0.606U ± 0.395 (0.787)	pCi/L		09/03/24 16:45	

This report shall not be reproduced, except in full,
without the written consent of Pace Analytical Services, LLC.

Pace Analytical Services, LLC
9800 Kincey Ave. Suite 100
Huntersville, NC 28078
(704)875-9092

SUMMARY OF DETECTION

Project: Hammond AP-1- RADs
Pace Project No.: 92746901

Lab Sample ID Method	Client Sample ID Parameters	Result	Units	Report Limit	Analyzed	Qualifiers
92746901009	**HAM-MW-20**					
EPA 9315	Radium-226	0.106U ± 0.122 (0.251) C:90% T:NA	pCi/L		09/02/24 14:35	
EPA 9320	Radium-228	0.434U ± 0.313 (0.604) C:85% T:85%	pCi/L		08/27/24 12:22	
Total Radium Calculation	Total Radium	0.540U ± 0.435 (0.855)	pCi/L		09/03/24 16:45	
92746901010	**HAM-MW-25D**					
EPA 9315	Radium-226	0.591 ± 0.227 (0.283) C:94% T:NA	pCi/L		09/02/24 14:35	
EPA 9320	Radium-228	0.793 ± 0.356 (0.587) C:83% T:92%	pCi/L		08/27/24 12:22	
Total Radium Calculation	Total Radium	1.38 ± 0.583 (0.870)	pCi/L		09/03/24 16:45	
92746901011	**HAM-AP1-FD-01**					
EPA 9315	Radium-226	0.0777U ± 0.135 (0.306) C:78% T:NA	pCi/L		09/02/24 14:36	
EPA 9320	Radium-228	0.604U ± 0.387 (0.735) C:81% T:85%	pCi/L		08/27/24 12:22	
Total Radium Calculation	Total Radium	0.682U ± 0.522 (1.04)	pCi/L		09/03/24 16:45	
92746901012	**HAM-HGWC-13**					
EPA 9315	Radium-226	0.209U ± 0.151 (0.271) C:92% T:NA	pCi/L		09/02/24 14:36	
EPA 9320	Radium-228	0.352U ± 0.352 (0.729) C:83% T:86%	pCi/L		08/27/24 12:22	
Total Radium Calculation	Total Radium	0.561U ± 0.503 (1.000)	pCi/L		09/03/24 16:45	

This report shall not be reproduced, except in full,
without the written consent of Pace Analytical Services, LLC.

Pace Analytical Services, LLC
9800 Kincey Ave. Suite 100
Huntersville, NC 28078
(704)875-9092

SUMMARY OF DETECTION

Project: Hammond AP-1- RADs
Pace Project No.: 92746901

Lab Sample ID Method	Client Sample ID Parameters	Result	Units	Report Limit	Analyzed	Qualifiers
92746901013	**HAM-MW-7**					
EPA 9315	Radium-226	0.0150U ± 0.131 (0.331) C:89% T:NA	pCi/L		09/02/24 14:36	
EPA 9320	Radium-228	0.367U ± 0.356 (0.733) C:83% T:85%	pCi/L		08/27/24 12:22	
Total Radium Calculation	Total Radium	0.382U ± 0.487 (1.06)	pCi/L		09/03/24 16:45	
92746901014	**HAM-MW-19**					
EPA 9315	Radium-226	-0.00124U ± 0.101 (0.272) C:90% T:NA	pCi/L		09/02/24 14:36	
EPA 9320	Radium-228	0.440U ± 0.363 (0.729) C:83% T:87%	pCi/L		08/27/24 12:22	
Total Radium Calculation	Total Radium	0.440U ± 0.464 (1.00)	pCi/L		09/03/24 16:45	
92746901015	**HAM-MW-24D**					
EPA 9315	Radium-226	0.0502U ± 0.101 (0.233) C:94% T:NA	pCi/L		09/02/24 14:36	
EPA 9320	Radium-228	0.288U ± 0.342 (0.721) C:80% T:83%	pCi/L		08/27/24 12:23	
Total Radium Calculation	Total Radium	0.338U ± 0.443 (0.954)	pCi/L		09/03/24 16:45	
92746901016	**HAM-MW-26D**					
EPA 9315	Radium-226	0.0283U ± 0.116 (0.289) C:90% T:NA	pCi/L		09/02/24 14:37	
EPA 9320	Radium-228	0.496U ± 0.357 (0.695) C:81% T:85%	pCi/L		08/27/24 12:23	
Total Radium Calculation	Total Radium	0.524U ± 0.473 (0.984)	pCi/L		09/03/24 16:45	

This report shall not be reproduced, except in full,
without the written consent of Pace Analytical Services, LLC.

Pace Analytical Services, LLC
9800 Kincey Ave. Suite 100
Huntersville, NC 28078
(704)875-9092

SUMMARY OF DETECTION

Project: Hammond AP-1- RADs
Pace Project No.: 92746901

Lab Sample ID Method	Client Sample ID Parameters	Result	Units	Report Limit	Analyzed	Qualifiers
92746901017	**HAM-MW-27D**					
EPA 9315	Radium-226	0.309 ± 0.169 (0.253) C:96% T:NA	pCi/L		09/02/24 14:37	
EPA 9320	Radium-228	0.152U ± 0.286 (0.629) C:81% T:86%	pCi/L		08/27/24 12:23	
Total Radium Calculation	Total Radium	0.461U ± 0.455 (0.882)	pCi/L		09/03/24 16:45	
92746901018	**HAM-MW-28D**					
EPA 9315	Radium-226	0.936 ± 0.270 (0.205) C:102% T:NA	pCi/L		09/02/24 14:37	
EPA 9320	Radium-228	1.88 ± 0.539 (0.611) C:84% T:88%	pCi/L		08/27/24 12:23	
Total Radium Calculation	Total Radium	2.82 ± 0.809 (0.816)	pCi/L		09/03/24 16:45	
92746901019	**HAM-MW-29**					
EPA 9315	Radium-226	0.0335U ± 0.103 (0.252) C:90% T:NA	pCi/L		09/02/24 14:37	
EPA 9320	Radium-228	0.359U ± 0.332 (0.677) C:84% T:86%	pCi/L		08/27/24 12:23	
Total Radium Calculation	Total Radium	0.393U ± 0.435 (0.929)	pCi/L		09/03/24 16:45	
92746901020	**HAM-AP1-FD-02**					
EPA 9315	Radium-226	0.157U ± 0.133 (0.243) C:91% T:NA	pCi/L		09/02/24 14:37	
EPA 9320	Radium-228	0.144U ± 0.270 (0.594) C:84% T:88%	pCi/L		08/27/24 12:23	
Total Radium Calculation	Total Radium	0.301U ± 0.403 (0.837)	pCi/L		09/03/24 16:45	

This report shall not be reproduced, except in full,
without the written consent of Pace Analytical Services, LLC.

Pace Analytical Services, LLC
9800 Kincey Ave. Suite 100
Huntersville, NC 28078
(704)875-9092

SUMMARY OF DETECTION

Project: Hammond AP-1- RADs
Pace Project No.: 92746901

Lab Sample ID Method	Client Sample ID Parameters	Result	Units	Report Limit	Analyzed	Qualifiers
92746901021	**HAM-AP1-EB-01**					
EPA 9315	Radium-226	-0.00886U ± 0.0703 (0.209) C:89% T:NA	pCi/L		09/02/24 14:37	
EPA 9320	Radium-228	0.323U ± 0.305 (0.620) C:85% T:86%	pCi/L		08/27/24 12:23	
Total Radium Calculation	Total Radium	0.323U ± 0.375 (0.829)	pCi/L		09/03/24 16:45	
92746901022	**HAM-AP1-FB-01**					
EPA 9315	Radium-226	-0.0928U ± 0.0926 (0.309) C:87% T:NA	pCi/L		09/02/24 14:38	
EPA 9320	Radium-228	0.324U ± 0.309 (0.631) C:84% T:89%	pCi/L		08/27/24 12:23	
Total Radium Calculation	Total Radium	0.324U ± 0.402 (0.940)	pCi/L		09/03/24 16:45	
92746901023	**HAM-AP1-EB-02**					
EPA 9315	Radium-226	-0.0856U ± 0.136 (0.401) C:77% T:NA	pCi/L		09/02/24 14:39	
EPA 9320	Radium-228	0.261U ± 0.291 (0.604) C:80% T:91%	pCi/L		08/27/24 15:39	
Total Radium Calculation	Total Radium	0.261U ± 0.427 (1.01)	pCi/L		09/03/24 16:40	
92746901024	**HAM-AP1-FB-02**					
EPA 9315	Radium-226	0.108U ± 0.154 (0.339) C:89% T:NA	pCi/L		09/02/24 14:39	
EPA 9320	Radium-228	0.210U ± 0.280 (0.596) C:87% T:87%	pCi/L		08/27/24 15:39	
Total Radium Calculation	Total Radium	0.318U ± 0.434 (0.935)	pCi/L		09/03/24 16:40	

This report shall not be reproduced, except in full,
without the written consent of Pace Analytical Services, LLC.

Pace Analytical Services, LLC
9800 Kincey Ave. Suite 100
Huntersville, NC 28078
(704)875-9092

ANALYTICAL RESULTS - RADIOCHEMISTRY

Project: Hammond AP-1- RADs
Pace Project No.: 92746901

Sample: HAM-HGWC-7 **Lab ID: 92746901001** Collected: 08/07/24 16:15 Received: 08/09/24 14:15 Matrix: Water
PWS: Site ID: Sample Type:

Parameters	Method	Act ± Unc (MDC) Carr Trac	Units	Analyzed	CAS No.	Qual
	Pace Analytical Services - Greensburg					
Radium-226	EPA 9315	**-0.182U ± 0.198 (0.600) C:87% T:NA**	pCi/L	08/29/24 08:42	13982-63-3	
	Pace Analytical Services - Greensburg					
Radium-228	EPA 9320	**0.611U ± 0.350 (0.633) C:82% T:87%**	pCi/L	08/26/24 11:36	15262-20-1	
	Pace Analytical Services - Greensburg					
Total Radium	Total Radium Calculation	**0.611U ± 0.548 (1.23)**	pCi/L	08/30/24 12:32	7440-14-4	

This report shall not be reproduced, except in full,
without the written consent of Pace Analytical Services, LLC.

Pace Analytical Services, LLC
9800 Kincey Ave. Suite 100
Huntersville, NC 28078
(704)875-9092

ANALYTICAL RESULTS - RADIOCHEMISTRY

Project: Hammond AP-1- RADs
Pace Project No.: 92746901

Sample: HAM-HGWC-8 **Lab ID: 92746901002** Collected: 08/07/24 14:10 Received: 08/09/24 14:15 Matrix: Water
PWS: Site ID: Sample Type:

Parameters	Method	Act ± Unc (MDC) Carr Trac	Units	Analyzed	CAS No.	Qual
	Pace Analytical Services - Greensburg					
Radium-226	EPA 9315	**0.164U ± 0.200 (0.415) C:84% T:NA**	pCi/L	08/29/24 08:42	13982-63-3	
	Pace Analytical Services - Greensburg					
Radium-228	EPA 9320	**0.392U ± 0.330 (0.658) C:80% T:88%**	pCi/L	08/26/24 11:36	15262-20-1	
	Pace Analytical Services - Greensburg					
Total Radium	Total Radium Calculation	**0.556U ± 0.530 (1.07)**	pCi/L	08/30/24 12:32	7440-14-4	

This report shall not be reproduced, except in full,
without the written consent of Pace Analytical Services, LLC.

Pace Analytical Services, LLC
9800 Kincey Ave. Suite 100
Huntersville, NC 28078
(704)875-9092

ANALYTICAL RESULTS - RADIOCHEMISTRY

Project: Hammond AP-1- RADs
Pace Project No.: 92746901

Sample: HAM-HGWC-9 **Lab ID: 92746901003** Collected: 08/07/24 11:45 Received: 08/09/24 14:15 Matrix: Water
PWS: Site ID: Sample Type:

Parameters	Method	Act ± Unc (MDC) Carr Trac	Units	Analyzed	CAS No.	Qual
	Pace Analytical Services - Greensburg					
Radium-226	EPA 9315	**0.0131U ± 0.133 (0.340) C:86% T:NA**	pCi/L	09/02/24 14:33	13982-63-3	
	Pace Analytical Services - Greensburg					
Radium-228	EPA 9320	**0.489U ± 0.303 (0.554) C:82% T:89%**	pCi/L	08/27/24 12:20	15262-20-1	
	Pace Analytical Services - Greensburg					
Total Radium	Total Radium Calculation	**0.502U ± 0.436 (0.894)**	pCi/L	09/03/24 16:45	7440-14-4	

This report shall not be reproduced, except in full,
without the written consent of Pace Analytical Services, LLC.

Pace Analytical Services, LLC
9800 Kincey Ave. Suite 100
Huntersville, NC 28078
(704)875-9092

ANALYTICAL RESULTS - RADIOCHEMISTRY

Project: Hammond AP-1- RADs
Pace Project No.: 92746901

Sample: HAM-HGWC-10 **Lab ID: 92746901004** Collected: 08/07/24 09:30 Received: 08/09/24 14:15 Matrix: Water
PWS: Site ID: Sample Type:

Comments: • Upon receipt at the laboratory, 5 mls of nitric acid were added to 1 of 2 bottles of the the sample to meet the sample preservation requirement of pH<2 for radiochemistry analysis, where the method requires preservation, in ground water. The samples were preserved pH <2 within the required 5 days of collection (EPA 815-R-05-004).

Parameters	Method	Act ± Unc (MDC) Carr Trac	Units	Analyzed	CAS No.	Qual
	Pace Analytical Services - Greensburg					
Radium-226	EPA 9315	**-0.117U ± 0.117 (0.368) C:88% T:NA**	pCi/L	09/02/24 14:33	13982-63-3	
	Pace Analytical Services - Greensburg					
Radium-228	EPA 9320	**0.268U ± 0.282 (0.584) C:84% T:85%**	pCi/L	08/27/24 12:20	15262-20-1	
	Pace Analytical Services - Greensburg					
Total Radium	Total Radium Calculation	**0.268U ± 0.399 (0.952)**	pCi/L	09/03/24 16:45	7440-14-4	

This report shall not be reproduced, except in full,
without the written consent of Pace Analytical Services, LLC.

Pace Analytical Services, LLC
9800 Kincey Ave. Suite 100
Huntersville, NC 28078
(704)875-9092

ANALYTICAL RESULTS - RADIOCHEMISTRY

Project: Hammond AP-1- RADs
Pace Project No.: 92746901

Sample: HAM-HGWC-11 **Lab ID: 92746901005** Collected: 08/07/24 11:08 Received: 08/09/24 14:15 Matrix: Water
PWS: Site ID: Sample Type:

Parameters	Method	Act ± Unc (MDC) Carr Trac	Units	Analyzed	CAS No.	Qual
	Pace Analytical Services - Greensburg					
Radium-226	EPA 9315	**0.0561U ± 0.128 (0.300) C:88% T:NA**	pCi/L	09/02/24 14:33	13982-63-3	
	Pace Analytical Services - Greensburg					
Radium-228	EPA 9320	**0.818 ± 0.370 (0.608) C:81% T:89%**	pCi/L	08/27/24 12:21	15262-20-1	
	Pace Analytical Services - Greensburg					
Total Radium	Total Radium Calculation	**0.874U ± 0.498 (0.908)**	pCi/L	09/03/24 16:45	7440-14-4	

This report shall not be reproduced, except in full,
without the written consent of Pace Analytical Services, LLC.

Pace Analytical Services, LLC
9800 Kincey Ave. Suite 100
Huntersville, NC 28078
(704)875-9092

ANALYTICAL RESULTS - RADIOCHEMISTRY

Project: Hammond AP-1- RADs
Pace Project No.: 92746901

Sample: HAM-HGWC-12 **Lab ID: 92746901006** Collected: 08/07/24 13:30 Received: 08/09/24 14:15 Matrix: Water
PWS: Site ID: Sample Type:

Parameters	Method	Act ± Unc (MDC) Carr Trac	Units	Analyzed	CAS No.	Qual
	Pace Analytical Services - Greensburg					
Radium-226	EPA 9315	**0.168U ± 0.159 (0.317) C:88% T:NA**	pCi/L	09/02/24 14:34	13982-63-3	
	Pace Analytical Services - Greensburg					
Radium-228	EPA 9320	**0.287U ± 0.319 (0.667) C:85% T:87%**	pCi/L	08/27/24 12:21	15262-20-1	
	Pace Analytical Services - Greensburg					
Total Radium	Total Radium Calculation	**0.455U ± 0.478 (0.984)**	pCi/L	09/03/24 16:45	7440-14-4	

This report shall not be reproduced, except in full,
without the written consent of Pace Analytical Services, LLC.

Pace Analytical Services, LLC
9800 Kincey Ave. Suite 100
Huntersville, NC 28078
(704)875-9092

ANALYTICAL RESULTS - RADIOCHEMISTRY

Project: Hammond AP-1- RADs
Pace Project No.: 92746901

Sample: HAM-MW-5 **Lab ID: 92746901007** Collected: 08/07/24 09:29 Received: 08/09/24 14:15 Matrix: Water
PWS: Site ID: Sample Type:

Parameters	Method	Act ± Unc (MDC) Carr Trac	Units	Analyzed	CAS No.	Qual
	Pace Analytical Services - Greensburg					
Radium-226	EPA 9315	**0.0889U ± 0.136 (0.302) C:87% T:NA**	pCi/L	09/02/24 14:34	13982-63-3	
	Pace Analytical Services - Greensburg					
Radium-228	EPA 9320	**0.495U ± 0.297 (0.537) C:84% T:90%**	pCi/L	08/27/24 12:21	15262-20-1	
	Pace Analytical Services - Greensburg					
Total Radium	Total Radium Calculation	**0.584U ± 0.433 (0.839)**	pCi/L	09/03/24 16:45	7440-14-4	

This report shall not be reproduced, except in full,
without the written consent of Pace Analytical Services, LLC.

Pace Analytical Services, LLC
9800 Kincey Ave. Suite 100
Huntersville, NC 28078
(704)875-9092

ANALYTICAL RESULTS - RADIOCHEMISTRY

Project: Hammond AP-1- RADs
Pace Project No.: 92746901

Sample: HAM-MW-6 **Lab ID: 92746901008** Collected: 08/07/24 16:35 Received: 08/09/24 14:15 Matrix: Water
PWS: Site ID: Sample Type:

Parameters	Method	Act ± Unc (MDC) Carr Trac	Units	Analyzed	CAS No.	Qual
	Pace Analytical Services - Greensburg					
Radium-226	EPA 9315	**-0.0339U ± 0.0759 (0.240) C:86% T:NA**	pCi/L	09/02/24 14:35	13982-63-3	
	Pace Analytical Services - Greensburg					
Radium-228	EPA 9320	**0.606 ± 0.319 (0.547) C:84% T:85%**	pCi/L	08/27/24 12:21	15262-20-1	
	Pace Analytical Services - Greensburg					
Total Radium	Total Radium Calculation	**0.606U ± 0.395 (0.787)**	pCi/L	09/03/24 16:45	7440-14-4	

This report shall not be reproduced, except in full,
without the written consent of Pace Analytical Services, LLC.

Pace Analytical Services, LLC
9800 Kincey Ave. Suite 100
Huntersville, NC 28078
(704)875-9092

ANALYTICAL RESULTS - RADIOCHEMISTRY

Project: Hammond AP-1- RADs
Pace Project No.: 92746901

Sample: HAM-MW-20 **Lab ID: 92746901009** Collected: 08/07/24 16:38 Received: 08/09/24 14:15 Matrix: Water
PWS: Site ID: Sample Type:

Parameters	Method	Act ± Unc (MDC) Carr Trac	Units	Analyzed	CAS No.	Qual
	Pace Analytical Services - Greensburg					
Radium-226	EPA 9315	**0.106U ± 0.122 (0.251) C:90% T:NA**	pCi/L	09/02/24 14:35	13982-63-3	
	Pace Analytical Services - Greensburg					
Radium-228	EPA 9320	**0.434U ± 0.313 (0.604) C:85% T:85%**	pCi/L	08/27/24 12:22	15262-20-1	
	Pace Analytical Services - Greensburg					
Total Radium	Total Radium Calculation	**0.540U ± 0.435 (0.855)**	pCi/L	09/03/24 16:45	7440-14-4	

This report shall not be reproduced, except in full,
without the written consent of Pace Analytical Services, LLC.

Pace Analytical Services, LLC
9800 Kincey Ave. Suite 100
Huntersville, NC 28078
(704)875-9092

ANALYTICAL RESULTS - RADIOCHEMISTRY

Project: Hammond AP-1- RADs
Pace Project No.: 92746901

Sample: HAM-MW-25D **Lab ID: 92746901010** Collected: 08/07/24 15:02 Received: 08/09/24 14:15 Matrix: Water
PWS: Site ID: Sample Type:

Parameters	Method	Act ± Unc (MDC) Carr Trac	Units	Analyzed	CAS No.	Qual
	Pace Analytical Services - Greensburg					
Radium-226	EPA 9315	**0.591 ± 0.227 (0.283) C:94% T:NA**	pCi/L	09/02/24 14:35	13982-63-3	
	Pace Analytical Services - Greensburg					
Radium-228	EPA 9320	**0.793 ± 0.356 (0.587) C:83% T:92%**	pCi/L	08/27/24 12:22	15262-20-1	
	Pace Analytical Services - Greensburg					
Total Radium	Total Radium Calculation	**1.38 ± 0.583 (0.870)**	pCi/L	09/03/24 16:45	7440-14-4	

This report shall not be reproduced, except in full,
without the written consent of Pace Analytical Services, LLC.

Pace Analytical Services, LLC
9800 Kincey Ave. Suite 100
Huntersville, NC 28078
(704)875-9092

ANALYTICAL RESULTS - RADIOCHEMISTRY

Project: Hammond AP-1- RADs
Pace Project No.: 92746901

Sample: HAM-AP1-FD-01 **Lab ID: 92746901011** Collected: 08/07/24 00:00 Received: 08/09/24 14:15 Matrix: Water
PWS: Site ID: Sample Type:

Parameters	Method	Act ± Unc (MDC) Carr Trac	Units	Analyzed	CAS No.	Qual
	Pace Analytical Services - Greensburg					
Radium-226	EPA 9315	**0.0777U ± 0.135 (0.306) C:78% T:NA**	pCi/L	09/02/24 14:36	13982-63-3	
	Pace Analytical Services - Greensburg					
Radium-228	EPA 9320	**0.604U ± 0.387 (0.735) C:81% T:85%**	pCi/L	08/27/24 12:22	15262-20-1	
	Pace Analytical Services - Greensburg					
Total Radium	Total Radium Calculation	**0.682U ± 0.522 (1.04)**	pCi/L	09/03/24 16:45	7440-14-4	

This report shall not be reproduced, except in full,
without the written consent of Pace Analytical Services, LLC.

Pace Analytical Services, LLC
9800 Kincey Ave. Suite 100
Huntersville, NC 28078
(704)875-9092

ANALYTICAL RESULTS - RADIOCHEMISTRY

Project: Hammond AP-1- RADs
Pace Project No.: 92746901

Sample: HAM-HGWC-13 **Lab ID: 92746901012** Collected: 08/08/24 11:08 Received: 08/09/24 14:15 Matrix: Water
PWS: Site ID: Sample Type:

Parameters	Method	Act ± Unc (MDC) Carr Trac	Units	Analyzed	CAS No.	Qual
	Pace Analytical Services - Greensburg					
Radium-226	EPA 9315	**0.209U ± 0.151 (0.271) C:92% T:NA**	pCi/L	09/02/24 14:36	13982-63-3	
	Pace Analytical Services - Greensburg					
Radium-228	EPA 9320	**0.352U ± 0.352 (0.729) C:83% T:86%**	pCi/L	08/27/24 12:22	15262-20-1	
	Pace Analytical Services - Greensburg					
Total Radium	Total Radium Calculation	**0.561U ± 0.503 (1.000)**	pCi/L	09/03/24 16:45	7440-14-4	

This report shall not be reproduced, except in full,
without the written consent of Pace Analytical Services, LLC.

Pace Analytical Services, LLC
9800 Kincey Ave. Suite 100
Huntersville, NC 28078
(704)875-9092

ANALYTICAL RESULTS - RADIOCHEMISTRY

Project: Hammond AP-1- RADs
Pace Project No.: 92746901

Sample: HAM-MW-7 **Lab ID: 92746901013** Collected: 08/08/24 09:05 Received: 08/09/24 14:15 Matrix: Water
PWS: Site ID: Sample Type:

Parameters	Method	Act ± Unc (MDC) Carr Trac	Units	Analyzed	CAS No.	Qual
	Pace Analytical Services - Greensburg					
Radium-226	EPA 9315	**0.0150U ± 0.131 (0.331) C:89% T:NA**	pCi/L	09/02/24 14:36	13982-63-3	
	Pace Analytical Services - Greensburg					
Radium-228	EPA 9320	**0.367U ± 0.356 (0.733) C:83% T:85%**	pCi/L	08/27/24 12:22	15262-20-1	
	Pace Analytical Services - Greensburg					
Total Radium	Total Radium Calculation	**0.382U ± 0.487 (1.06)**	pCi/L	09/03/24 16:45	7440-14-4	

This report shall not be reproduced, except in full,
without the written consent of Pace Analytical Services, LLC.

Pace Analytical Services, LLC
9800 Kincey Ave. Suite 100
Huntersville, NC 28078
(704)875-9092

ANALYTICAL RESULTS - RADIOCHEMISTRY

Project: Hammond AP-1- RADs
Pace Project No.: 92746901

Sample: HAM-MW-19 **Lab ID: 92746901014** Collected: 08/08/24 10:33 Received: 08/09/24 14:15 Matrix: Water
PWS: Site ID: Sample Type:

Parameters	Method	Act ± Unc (MDC) Carr Trac	Units	Analyzed	CAS No.	Qual
	Pace Analytical Services - Greensburg					
Radium-226	EPA 9315	**-0.00124U ± 0.101 (0.272) C:90% T:NA**	pCi/L	09/02/24 14:36	13982-63-3	
	Pace Analytical Services - Greensburg					
Radium-228	EPA 9320	**0.440U ± 0.363 (0.729) C:83% T:87%**	pCi/L	08/27/24 12:22	15262-20-1	
	Pace Analytical Services - Greensburg					
Total Radium	Total Radium Calculation	**0.440U ± 0.464 (1.00)**	pCi/L	09/03/24 16:45	7440-14-4	

This report shall not be reproduced, except in full,
without the written consent of Pace Analytical Services, LLC.

Pace Analytical Services, LLC
9800 Kincey Ave. Suite 100
Huntersville, NC 28078
(704)875-9092

ANALYTICAL RESULTS - RADIOCHEMISTRY

Project: Hammond AP-1- RADs
Pace Project No.: 92746901

Sample: HAM-MW-24D **Lab ID: 92746901015** Collected: 08/08/24 12:35 Received: 08/09/24 14:15 Matrix: Water
PWS: Site ID: Sample Type:

Parameters	Method	Act ± Unc (MDC) Carr Trac	Units	Analyzed	CAS No.	Qual
	Pace Analytical Services - Greensburg					
Radium-226	EPA 9315	**0.0502U ± 0.101 (0.233) C:94% T:NA**	pCi/L	09/02/24 14:36	13982-63-3	
	Pace Analytical Services - Greensburg					
Radium-228	EPA 9320	**0.288U ± 0.342 (0.721) C:80% T:83%**	pCi/L	08/27/24 12:23	15262-20-1	
	Pace Analytical Services - Greensburg					
Total Radium	Total Radium Calculation	**0.338U ± 0.443 (0.954)**	pCi/L	09/03/24 16:45	7440-14-4	

This report shall not be reproduced, except in full,
without the written consent of Pace Analytical Services, LLC.

Pace Analytical Services, LLC
9800 Kincey Ave. Suite 100
Huntersville, NC 28078
(704)875-9092

ANALYTICAL RESULTS - RADIOCHEMISTRY

Project: Hammond AP-1- RADs
Pace Project No.: 92746901

Sample: HAM-MW-26D **Lab ID: 92746901016** Collected: 08/08/24 14:00 Received: 08/09/24 14:15 Matrix: Water
PWS: Site ID: Sample Type:

Parameters	Method	Act ± Unc (MDC) Carr Trac	Units	Analyzed	CAS No.	Qual
	Pace Analytical Services - Greensburg					
Radium-226	EPA 9315	**0.0283U ± 0.116 (0.289) C:90% T:NA**	pCi/L	09/02/24 14:37	13982-63-3	
	Pace Analytical Services - Greensburg					
Radium-228	EPA 9320	**0.496U ± 0.357 (0.695) C:81% T:85%**	pCi/L	08/27/24 12:23	15262-20-1	
	Pace Analytical Services - Greensburg					
Total Radium	Total Radium Calculation	**0.524U ± 0.473 (0.984)**	pCi/L	09/03/24 16:45	7440-14-4	

This report shall not be reproduced, except in full,
without the written consent of Pace Analytical Services, LLC.

Pace Analytical Services, LLC
9800 Kincey Ave. Suite 100
Huntersville, NC 28078
(704)875-9092

ANALYTICAL RESULTS - RADIOCHEMISTRY

Project: Hammond AP-1- RADs
Pace Project No.: 92746901

Sample: HAM-MW-27D **Lab ID: 92746901017** Collected: 08/08/24 11:45 Received: 08/09/24 14:15 Matrix: Water
PWS: Site ID: Sample Type:

Parameters	Method	Act ± Unc (MDC) Carr Trac	Units	Analyzed	CAS No.	Qual
	Pace Analytical Services - Greensburg					
Radium-226	EPA 9315	**0.309 ± 0.169 (0.253) C:96% T:NA**	pCi/L	09/02/24 14:37	13982-63-3	
	Pace Analytical Services - Greensburg					
Radium-228	EPA 9320	**0.152U ± 0.286 (0.629) C:81% T:86%**	pCi/L	08/27/24 12:23	15262-20-1	
	Pace Analytical Services - Greensburg					
Total Radium	Total Radium Calculation	**0.461U ± 0.455 (0.882)**	pCi/L	09/03/24 16:45	7440-14-4	

This report shall not be reproduced, except in full,
without the written consent of Pace Analytical Services, LLC.

Pace Analytical Services, LLC
9800 Kincey Ave. Suite 100
Huntersville, NC 28078
(704)875-9092

ANALYTICAL RESULTS - RADIOCHEMISTRY

Project: Hammond AP-1- RADs
Pace Project No.: 92746901

Sample: HAM-MW-28D **Lab ID: 92746901018** Collected: 08/08/24 14:17 Received: 08/09/24 14:15 Matrix: Water
PWS: Site ID: Sample Type:

Parameters	Method	Act ± Unc (MDC) Carr Trac	Units	Analyzed	CAS No.	Qual
	Pace Analytical Services - Greensburg					
Radium-226	EPA 9315	**0.936 ± 0.270 (0.205) C:102% T:NA**	pCi/L	09/02/24 14:37	13982-63-3	
	Pace Analytical Services - Greensburg					
Radium-228	EPA 9320	**1.88 ± 0.539 (0.611) C:84% T:88%**	pCi/L	08/27/24 12:23	15262-20-1	
	Pace Analytical Services - Greensburg					
Total Radium	Total Radium Calculation	**2.82 ± 0.809 (0.816)**	pCi/L	09/03/24 16:45	7440-14-4	

This report shall not be reproduced, except in full,
without the written consent of Pace Analytical Services, LLC.

Pace Analytical Services, LLC
9800 Kincey Ave. Suite 100
Huntersville, NC 28078
(704)875-9092

ANALYTICAL RESULTS - RADIOCHEMISTRY

Project: Hammond AP-1- RADs
Pace Project No.: 92746901

Sample: HAM-MW-29 **Lab ID: 92746901019** Collected: 08/08/24 11:50 Received: 08/09/24 14:15 Matrix: Water
PWS: Site ID: Sample Type:

Comments: • Upon receipt at the laboratory, 5 mls of nitric acid were added to 1 of 2 bottles of the the sample to meet the sample preservation requirement of pH<2 for radiochemistry analysis, where the method requires preservation, in ground water. The samples were preserved pH <2 within the required 5 days of collection (EPA 815-R-05-004).

Parameters	Method	Act ± Unc (MDC) Carr Trac	Units	Analyzed	CAS No.	Qual
	Pace Analytical Services - Greensburg					
Radium-226	EPA 9315	**0.0335U ± 0.103 (0.252) C:90% T:NA**	pCi/L	09/02/24 14:37	13982-63-3	
	Pace Analytical Services - Greensburg					
Radium-228	EPA 9320	**0.359U ± 0.332 (0.677) C:84% T:86%**	pCi/L	08/27/24 12:23	15262-20-1	
	Pace Analytical Services - Greensburg					
Total Radium	Total Radium Calculation	**0.393U ± 0.435 (0.929)**	pCi/L	09/03/24 16:45	7440-14-4	

This report shall not be reproduced, except in full,
without the written consent of Pace Analytical Services, LLC.

Pace Analytical Services, LLC
9800 Kincey Ave. Suite 100
Huntersville, NC 28078
(704)875-9092

ANALYTICAL RESULTS - RADIOCHEMISTRY

Project: Hammond AP-1- RADs
Pace Project No.: 92746901

Sample: HAM-AP1-FD-02 **Lab ID: 92746901020** Collected: 08/08/24 00:00 Received: 08/09/24 14:15 Matrix: Water
PWS: Site ID: Sample Type:

Parameters	Method	Act ± Unc (MDC) Carr Trac	Units	Analyzed	CAS No.	Qual
	Pace Analytical Services - Greensburg					
Radium-226	EPA 9315	**0.157U ± 0.133 (0.243) C:91% T:NA**	pCi/L	09/02/24 14:37	13982-63-3	
	Pace Analytical Services - Greensburg					
Radium-228	EPA 9320	**0.144U ± 0.270 (0.594) C:84% T:88%**	pCi/L	08/27/24 12:23	15262-20-1	
	Pace Analytical Services - Greensburg					
Total Radium	Total Radium Calculation	**0.301U ± 0.403 (0.837)**	pCi/L	09/03/24 16:45	7440-14-4	

This report shall not be reproduced, except in full,
without the written consent of Pace Analytical Services, LLC.

Pace Analytical Services, LLC
9800 Kincey Ave. Suite 100
Huntersville, NC 28078
(704)875-9092

ANALYTICAL RESULTS - RADIOCHEMISTRY

Project: Hammond AP-1- RADs
Pace Project No.: 92746901

Sample: HAM-AP1-EB-01 **Lab ID: 92746901021** Collected: 08/08/24 14:30 Received: 08/09/24 14:15 Matrix: Water
PWS: Site ID: Sample Type:

Parameters	Method	Act ± Unc (MDC) Carr Trac	Units	Analyzed	CAS No.	Qual
	Pace Analytical Services - Greensburg					
Radium-226	EPA 9315	**-0.00886U ± 0.0703 (0.209) C:89% T:NA**	pCi/L	09/02/24 14:37	13982-63-3	
	Pace Analytical Services - Greensburg					
Radium-228	EPA 9320	**0.323U ± 0.305 (0.620) C:85% T:86%**	pCi/L	08/27/24 12:23	15262-20-1	
	Pace Analytical Services - Greensburg					
Total Radium	Total Radium Calculation	**0.323U ± 0.375 (0.829)**	pCi/L	09/03/24 16:45	7440-14-4	

This report shall not be reproduced, except in full,
without the written consent of Pace Analytical Services, LLC.

Pace Analytical Services, LLC
9800 Kincey Ave. Suite 100
Huntersville, NC 28078
(704)875-9092

ANALYTICAL RESULTS - RADIOCHEMISTRY

Project: Hammond AP-1- RADs
Pace Project No.: 92746901

Sample: HAM-AP1-FB-01 **Lab ID: 92746901022** Collected: 08/08/24 14:35 Received: 08/09/24 14:15 Matrix: Water
PWS: Site ID: Sample Type:

Parameters	Method	Act ± Unc (MDC) Carr Trac	Units	Analyzed	CAS No.	Qual
	Pace Analytical Services - Greensburg					
Radium-226	EPA 9315	**-0.0928U ± 0.0926 (0.309) C:87% T:NA**	pCi/L	09/02/24 14:38	13982-63-3	
	Pace Analytical Services - Greensburg					
Radium-228	EPA 9320	**0.324U ± 0.309 (0.631) C:84% T:89%**	pCi/L	08/27/24 12:23	15262-20-1	
	Pace Analytical Services - Greensburg					
Total Radium	Total Radium Calculation	**0.324U ± 0.402 (0.940)**	pCi/L	09/03/24 16:45	7440-14-4	

This report shall not be reproduced, except in full,
without the written consent of Pace Analytical Services, LLC.

Pace Analytical Services, LLC
9800 Kincey Ave. Suite 100
Huntersville, NC 28078
(704)875-9092

ANALYTICAL RESULTS - RADIOCHEMISTRY

Project: Hammond AP-1- RADs
Pace Project No.: 92746901

Sample: HAM-AP1-EB-02 **Lab ID: 92746901023** Collected: 08/08/24 14:55 Received: 08/09/24 14:15 Matrix: Water
PWS: Site ID: Sample Type:

Parameters	Method	Act ± Unc (MDC) Carr Trac	Units	Analyzed	CAS No.	Qual
	Pace Analytical Services - Greensburg					
Radium-226	EPA 9315	**-0.0856U ± 0.136 (0.401) C:77% T:NA**	pCi/L	09/02/24 14:39	13982-63-3	
	Pace Analytical Services - Greensburg					
Radium-228	EPA 9320	**0.261U ± 0.291 (0.604) C:80% T:91%**	pCi/L	08/27/24 15:39	15262-20-1	
	Pace Analytical Services - Greensburg					
Total Radium	Total Radium Calculation	**0.261U ± 0.427 (1.01)**	pCi/L	09/03/24 16:40	7440-14-4	

This report shall not be reproduced, except in full,
without the written consent of Pace Analytical Services, LLC.

Pace Analytical Services, LLC
9800 Kincey Ave. Suite 100
Huntersville, NC 28078
(704)875-9092

ANALYTICAL RESULTS - RADIOCHEMISTRY

Project: Hammond AP-1- RADs
Pace Project No.: 92746901

Sample: HAM-AP1-FB-02 **Lab ID: 92746901024** Collected: 08/08/24 14:50 Received: 08/09/24 14:15 Matrix: Water
PWS: Site ID: Sample Type:

Parameters	Method	Act ± Unc (MDC) Carr Trac	Units	Analyzed	CAS No.	Qual
	Pace Analytical Services - Greensburg					
Radium-226	EPA 9315	**0.108U ± 0.154 (0.339) C:89% T:NA**	pCi/L	09/02/24 14:39	13982-63-3	
	Pace Analytical Services - Greensburg					
Radium-228	EPA 9320	**0.210U ± 0.280 (0.596) C:87% T:87%**	pCi/L	08/27/24 15:39	15262-20-1	
	Pace Analytical Services - Greensburg					
Total Radium	Total Radium Calculation	**0.318U ± 0.434 (0.935)**	pCi/L	09/03/24 16:40	7440-14-4	

This report shall not be reproduced, except in full,
without the written consent of Pace Analytical Services, LLC.

Pace Analytical Services, LLC
9800 Kincey Ave. Suite 100
Huntersville, NC 28078
(704)875-9092

QUALITY CONTROL - RADIOCHEMISTRY

Project: Hammond AP-1- RADs
Pace Project No.: 92746901

QC Batch: 690237
QC Batch Method: EPA 9315
Analysis Method: EPA 9315
Analysis Description: 9315 Total Radium
Laboratory: Pace Analytical Services - Greensburg
Associated Lab Samples: 92746901001, 92746901002

METHOD BLANK: 3361203
Matrix: Water
Associated Lab Samples: 92746901001, 92746901002

Parameter	Act ± Unc (MDC) Carr Trac	Units	Analyzed	Qualifiers
Radium-226	-0.0537 ± 0.120 (0.379) C:96% T:NA	pCi/L	08/29/24 08:40	

Results presented on this page are in the units indicated by the "Units" column except where an alternate unit is presented to the right of the result.

This report shall not be reproduced, except in full,
without the written consent of Pace Analytical Services, LLC.

Pace Analytical Services, LLC
9800 Kincey Ave. Suite 100
Huntersville, NC 28078
(704)875-9092

QUALITY CONTROL - RADIOCHEMISTRY

Project: Hammond AP-1- RADs
Pace Project No.: 92746901

QC Batch: 690238
QC Batch Method: EPA 9315
Analysis Method: EPA 9315
Analysis Description: 9315 Total Radium
Laboratory: Pace Analytical Services - Greensburg

Associated Lab Samples: 92746901003, 92746901004, 92746901005, 92746901006, 92746901007, 92746901008, 92746901009, 92746901010, 92746901011, 92746901012, 92746901013, 92746901014, 92746901015, 92746901016, 92746901017, 92746901018, 92746901019, 92746901020, 92746901021, 92746901022

METHOD BLANK: 3361204
Matrix: Water

Associated Lab Samples: 92746901003, 92746901004, 92746901005, 92746901006, 92746901007, 92746901008, 92746901009, 92746901010, 92746901011, 92746901012, 92746901013, 92746901014, 92746901015, 92746901016, 92746901017, 92746901018, 92746901019, 92746901020, 92746901021, 92746901022

Parameter	Act ± Unc (MDC) Carr Trac	Units	Analyzed	Qualifiers
Radium-226	0.0963 ± 0.114 (0.235) C:99% T:NA	pCi/L	09/02/24 14:32	

Results presented on this page are in the units indicated by the "Units" column except where an alternate unit is presented to the right of the result.

This report shall not be reproduced, except in full,
without the written consent of Pace Analytical Services, LLC.

Pace Analytical Services, LLC
9800 Kincey Ave. Suite 100
Huntersville, NC 28078
(704)875-9092

QUALITY CONTROL - RADIOCHEMISTRY

Project: Hammond AP-1- RADs
Pace Project No.: 92746901

QC Batch: 689874
QC Batch Method: EPA 9320
Analysis Method: EPA 9320
Analysis Description: 9320 Radium 228
Laboratory: Pace Analytical Services - Greensburg
Associated Lab Samples: 92746901023, 92746901024

METHOD BLANK: 3359344
Matrix: Water
Associated Lab Samples: 92746901023, 92746901024

Parameter	Act ± Unc (MDC) Carr Trac	Units	Analyzed	Qualifiers
Radium-228	0.277 ± 0.305 (0.635) C:86% T:88%	pCi/L	08/27/24 15:38	

Results presented on this page are in the units indicated by the "Units" column except where an alternate unit is presented to the right of the result.

This report shall not be reproduced, except in full,
without the written consent of Pace Analytical Services, LLC.

Pace Analytical Services, LLC
9800 Kincey Ave. Suite 100
Huntersville, NC 28078
(704)875-9092

QUALITY CONTROL - RADIOCHEMISTRY

Project: Hammond AP-1- RADs
Pace Project No.: 92746901

QC Batch: 689870
QC Batch Method: EPA 9320
Analysis Method: EPA 9320
Analysis Description: 9320 Radium 228
Laboratory: Pace Analytical Services - Greensburg
Associated Lab Samples: 92746901001, 92746901002

METHOD BLANK: 3359338
Matrix: Water
Associated Lab Samples: 92746901001, 92746901002

Parameter	Act ± Unc (MDC) Carr Trac	Units	Analyzed	Qualifiers
Radium-228	0.622 ± 0.413 (0.764) C:58% T:84%	pCi/L	08/26/24 11:33	

Results presented on this page are in the units indicated by the "Units" column except where an alternate unit is presented to the right of the result.

This report shall not be reproduced, except in full,
without the written consent of Pace Analytical Services, LLC.

Pace Analytical Services, LLC
9800 Kincey Ave. Suite 100
Huntersville, NC 28078
(704)875-9092

QUALITY CONTROL - RADIOCHEMISTRY

Project: Hammond AP-1- RADs
Pace Project No.: 92746901

QC Batch: 689872
QC Batch Method: EPA 9320
Analysis Method: EPA 9320
Analysis Description: 9320 Radium 228
Laboratory: Pace Analytical Services - Greensburg

Associated Lab Samples: 92746901003, 92746901004, 92746901005, 92746901006, 92746901007, 92746901008, 92746901009, 92746901010, 92746901011, 92746901012, 92746901013, 92746901014, 92746901015, 92746901016, 92746901017, 92746901018, 92746901019, 92746901020, 92746901021, 92746901022

METHOD BLANK: 3359339
Matrix: Water

Associated Lab Samples: 92746901003, 92746901004, 92746901005, 92746901006, 92746901007, 92746901008, 92746901009, 92746901010, 92746901011, 92746901012, 92746901013, 92746901014, 92746901015, 92746901016, 92746901017, 92746901018, 92746901019, 92746901020, 92746901021, 92746901022

Parameter	Act ± Unc (MDC) Carr Trac	Units	Analyzed	Qualifiers
Radium-228	0.442 ± 0.294 (0.555) C:82% T:97%	pCi/L	08/27/24 12:21	

Results presented on this page are in the units indicated by the "Units" column except where an alternate unit is presented to the right of the result.

This report shall not be reproduced, except in full,
without the written consent of Pace Analytical Services, LLC.

Pace Analytical Services, LLC
9800 Kincey Ave. Suite 100
Huntersville, NC 28078
(704)875-9092

QUALITY CONTROL - RADIOCHEMISTRY

Project: Hammond AP-1- RADs
Pace Project No.: 92746901

QC Batch: 690239
QC Batch Method: EPA 9315
Analysis Method: EPA 9315
Analysis Description: 9315 Total Radium
Laboratory: Pace Analytical Services - Greensburg
Associated Lab Samples: 92746901023, 92746901024

METHOD BLANK: 3361205
Matrix: Water
Associated Lab Samples: 92746901023, 92746901024

Parameter	Act ± Unc (MDC) Carr Trac	Units	Analyzed	Qualifiers
Radium-226	0.0785 ± 0.121 (0.267) C:85% T:NA	pCi/L	09/02/24 14:39	

Results presented on this page are in the units indicated by the "Units" column except where an alternate unit is presented to the right of the result.

This report shall not be reproduced, except in full,
without the written consent of Pace Analytical Services, LLC.

Pace Analytical Services, LLC
9800 Kincey Ave. Suite 100
Huntersville, NC 28078
(704)875-9092

QUALIFIERS

Project: Hammond AP-1- RADs
Pace Project No.: 92746901

DEFINITIONS

DF - Dilution Factor, if reported, represents the factor applied to the reported data due to dilution of the sample aliquot.

ND - Not Detected at or above adjusted reporting limit.

TNTC - Too Numerous To Count

J - Estimated concentration above the adjusted method detection limit and below the adjusted reporting limit.

MDL - Adjusted Method Detection Limit.

PQL - Practical Quantitation Limit.

RL - Reporting Limit - The lowest concentration value that meets project requirements for quantitative data with known precision and bias for a specific analyte in a specific matrix.

S - Surrogate

1,2-Diphenylhydrazine decomposes to and cannot be separated from Azobenzene using Method 8270. The result for each analyte is a combined concentration.

Consistent with EPA guidelines, unrounded data are displayed and have been used to calculate % recovery and RPD values.

LCS(D) - Laboratory Control Sample (Duplicate)

MS(D) - Matrix Spike (Duplicate)

DUP - Sample Duplicate

RPD - Relative Percent Difference

NC - Not Calculable.

SG - Silica Gel - Clean-Up

U - Indicates the compound was analyzed for, but not detected.

Acid preservation may not be appropriate for 2 Chloroethylvinyl ether.

A separate vial preserved to a pH of 4-5 is recommended in SW846 Chapter 4 for the analysis of Acrolein and Acrylonitrile by EPA Method 8260.

N-Nitrosodiphenylamine decomposes and cannot be separated from Diphenylamine using Method 8270. The result reported for each analyte is a combined concentration.

Reported results are not rounded until the final step prior to reporting. Therefore, calculated parameters that are typically reported as "Total" may vary slightly from the sum of the reported component parameters.

Act - Activity

Unc - Uncertainty: SDWA = 1.96 sigma count uncertainty, all other matrices = Expanded Uncertainty (95% confidence interval). Gamma Spec = Expanded Uncertainty (95.4% Confidence Interval)

(MDC) - Minimum Detectable Concentration

Trac - Tracer Recovery (%)

Carr - Carrier Recovery (%)

Pace Analytical is TNI accredited. Contact your Pace PM for the current list of accredited analytes.

TNI - The NELAC Institute.

This report shall not be reproduced, except in full,
without the written consent of Pace Analytical Services, LLC.

Pace Analytical Services, LLC
9800 Kincey Ave. Suite 100
Huntersville, NC 28078
(704)875-9092

QUALITY CONTROL DATA CROSS REFERENCE TABLE

Project: Hammond AP-1- RADs
Pace Project No.: 92746901

Lab ID	Sample ID	QC Batch Method	QC Batch	Analytical Method	Analytical Batch
92746901001	**HAM-HGWC-7**	EPA 9315	690237		
92746901002	**HAM-HGWC-8**	EPA 9315	690237		
92746901003	**HAM-HGWC-9**	EPA 9315	690238		
92746901004	**HAM-HGWC-10**	EPA 9315	690238		
92746901005	**HAM-HGWC-11**	EPA 9315	690238		
92746901006	**HAM-HGWC-12**	EPA 9315	690238		
92746901007	**HAM-MW-5**	EPA 9315	690238		
92746901008	**HAM-MW-6**	EPA 9315	690238		
92746901009	**HAM-MW-20**	EPA 9315	690238		
92746901010	**HAM-MW-25D**	EPA 9315	690238		
92746901011	**HAM-AP1-FD-01**	EPA 9315	690238		
92746901012	**HAM-HGWC-13**	EPA 9315	690238		
92746901013	**HAM-MW-7**	EPA 9315	690238		
92746901014	**HAM-MW-19**	EPA 9315	690238		
92746901015	**HAM-MW-24D**	EPA 9315	690238		
92746901016	**HAM-MW-26D**	EPA 9315	690238		
92746901017	**HAM-MW-27D**	EPA 9315	690238		
92746901018	**HAM-MW-28D**	EPA 9315	690238		
92746901019	**HAM-MW-29**	EPA 9315	690238		
92746901020	**HAM-AP1-FD-02**	EPA 9315	690238		
92746901021	**HAM-AP1-EB-01**	EPA 9315	690238		
92746901022	**HAM-AP1-FB-01**	EPA 9315	690238		
92746901023	**HAM-AP1-EB-02**	EPA 9315	690239		
92746901024	**HAM-AP1-FB-02**	EPA 9315	690239		
92746901001	**HAM-HGWC-7**	EPA 9320	689870		
92746901002	**HAM-HGWC-8**	EPA 9320	689870		
92746901003	**HAM-HGWC-9**	EPA 9320	689872		
92746901004	**HAM-HGWC-10**	EPA 9320	689872		
92746901005	**HAM-HGWC-11**	EPA 9320	689872		
92746901006	**HAM-HGWC-12**	EPA 9320	689872		
92746901007	**HAM-MW-5**	EPA 9320	689872		
92746901008	**HAM-MW-6**	EPA 9320	689872		
92746901009	**HAM-MW-20**	EPA 9320	689872		
92746901010	**HAM-MW-25D**	EPA 9320	689872		
92746901011	**HAM-AP1-FD-01**	EPA 9320	689872		
92746901012	**HAM-HGWC-13**	EPA 9320	689872		
92746901013	**HAM-MW-7**	EPA 9320	689872		
92746901014	**HAM-MW-19**	EPA 9320	689872		
92746901015	**HAM-MW-24D**	EPA 9320	689872		
92746901016	**HAM-MW-26D**	EPA 9320	689872		
92746901017	**HAM-MW-27D**	EPA 9320	689872		
92746901018	**HAM-MW-28D**	EPA 9320	689872		
92746901019	**HAM-MW-29**	EPA 9320	689872		
92746901020	**HAM-AP1-FD-02**	EPA 9320	689872		
92746901021	**HAM-AP1-EB-01**	EPA 9320	689872		
92746901022	**HAM-AP1-FB-01**	EPA 9320	689872		

This report shall not be reproduced, except in full,
without the written consent of Pace Analytical Services, LLC.

Pace Analytical Services, LLC
9800 Kincey Ave. Suite 100
Huntersville, NC 28078
(704)875-9092

QUALITY CONTROL DATA CROSS REFERENCE TABLE

Project: Hammond AP-1- RADs
Pace Project No.: 92746901

Lab ID	Sample ID	QC Batch Method	QC Batch	Analytical Method	Analytical Batch
92746901023	**HAM-AP1-EB-02**	EPA 9320	689874		
92746901024	**HAM-AP1-FB-02**	EPA 9320	689874		
92746901001	**HAM-HGWC-7**	Total Radium Calculation	693014		
92746901002	**HAM-HGWC-8**	Total Radium Calculation	693014		
92746901003	**HAM-HGWC-9**	Total Radium Calculation	693460		
92746901004	**HAM-HGWC-10**	Total Radium Calculation	693460		
92746901005	**HAM-HGWC-11**	Total Radium Calculation	693460		
92746901006	**HAM-HGWC-12**	Total Radium Calculation	693460		
92746901007	**HAM-MW-5**	Total Radium Calculation	693460		
92746901008	**HAM-MW-6**	Total Radium Calculation	693460		
92746901009	**HAM-MW-20**	Total Radium Calculation	693460		
92746901010	**HAM-MW-25D**	Total Radium Calculation	693460		
92746901011	**HAM-AP1-FD-01**	Total Radium Calculation	693460		
92746901012	**HAM-HGWC-13**	Total Radium Calculation	693460		
92746901013	**HAM-MW-7**	Total Radium Calculation	693460		
92746901014	**HAM-MW-19**	Total Radium Calculation	693460		
92746901015	**HAM-MW-24D**	Total Radium Calculation	693460		
92746901016	**HAM-MW-26D**	Total Radium Calculation	693460		
92746901017	**HAM-MW-27D**	Total Radium Calculation	693460		
92746901018	**HAM-MW-28D**	Total Radium Calculation	693460		
92746901019	**HAM-MW-29**	Total Radium Calculation	693460		
92746901020	**HAM-AP1-FD-02**	Total Radium Calculation	693460		
92746901021	**HAM-AP1-EB-01**	Total Radium Calculation	693460		
92746901022	**HAM-AP1-FB-01**	Total Radium Calculation	693460		
92746901023	**HAM-AP1-EB-02**	Total Radium Calculation	693459		
92746901024	**HAM-AP1-FB-02**	Total Radium Calculation	693459		

This report shall not be reproduced, except in full,
without the written consent of Pace Analytical Services, LLC.

Pace	DC#_Title: ENV-FRM-HUN1-0083 v05_Sample Condition Upon Receipt
	Effective Date: 05/24/2024

Laboratory receiving samples:
Asheville ☐ Eden ☐ Greenwood ☐ Huntersville ☐ Raleigh ☐ Mechanicsville ☐ Atlanta ☑ Kernersville ☐

Sample Condition Upon Receipt

Client Name: GA Power

Project #:

WO#: 92746901

92746901

Courier: ☐ Commercial ☐ Fed Ex ☑ Pace ☐ UPS ☐ USPS ☐ Other:____ ☐ Client

Custody Seal Present? ☐ Yes ☑ No Seals Intact? ☐ Yes ☐ No ☑ N/A

Date/Initials Person Examining Contents: 8/9/24 CAF

Packing Material: ☐ Bubble Wrap ☐ Bubble Bags ☑ None ☐ Other

Biological Tissue Frozen? ☐ Yes ☐ No ☐ N/A

Thermometer: ☑ IR Gun ID: 230 Type of Ice: ☑ Wet ☐ Blue ☐ None

Cooler Temp: 2.1 Correction Factor: Add/Subtract (°C) 0.0

Temp should be above freezing to 6°C
☐ Samples out of temp criteria. Samples on ice, cooling process has begun

Cooler Temp Corrected (°C): 2.1

USDA Regulated Soil (☐ N/A, water sample)
Did samples originate in a quarantine zone within the United States: CA, NY, or SC (check maps)? ☐ Yes ☐ No

Did samples originate from a foreign source (internationally, including Hawaii and Puerto Rico)? ☐ Yes ☐ No

				Comments/Discrepancy:
Chain of Custody Present?	☑ Yes	☐ No	☐ N/A	1.
Samples Arrived within Hold Time?	☑ Yes	☐ No	☐ N/A	2.
Short Hold Time Analysis (<72 hr.)?	☐ Yes	☑ No	☐ N/A	3.
Rush Turn Around Time Requested?	☐ Yes	☑ No	☐ N/A	4.
Sufficient Volume?	☑ Yes	☐ No	☐ N/A	5.
Correct Containers Used?	☑ Yes	☐ No	☐ N/A	6.
-Pace Containers Used?	☑ Yes	☐ No	☐ N/A	
Containers Intact?	☑ Yes	☐ No	☐ N/A	7.
Dissolved analysis: Samples Field Filtered?	☐ Yes	☐ No	☑ N/A	8.
Sample Labels Match COC? -Includes Date/Time/ID/Analysis Matrix: W	☑ Yes	☐ No	☐ N/A	9.
Headspace in VOA Vials (>5-6mm)?	☐ Yes	☐ No	☑ N/A	10.
Trip Blank Present?	☐ Yes	☐ No	☑ N/A	11.
Trip Blank Custody Seals Present?	☐ Yes	☐ No	☑ N/A	

Field Data Required? ☐ Yes ☐ No

COMMENTS/SAMPLE DISCREPANCY

Lot ID of split containers:

CLIENT NOTIFICATION/RESOLUTION

Person contacted: _____ Date/Time: _____

Project Manager SCURF Review: _____ Date: _____

Project Manager SRF Review: _____ Date: _____

Pace ANALYTICAL SERVICES

DC#_Title: ENV-FRM-HUN1-0083 v05_Sample Condition Upon Receipt

Effective Date: 05/24/2024

WO#: 92746901

PM: BV **Due Date: 09/03/24**

CLIENT: 92- GP-HAM

*Check mark top half of box if pH and/or dechlorination is verified and within the acceptance range for preservation samples.

Exceptions: VOA, Coliform, TOC, Oil and Grease, DRO/8015 (water) DOC, LLHg

**Bottom half of box is to list number of bottles

***Check all unpreserved Nitrates for chlorine

Project #

Laboratory Receiving Location: Asheville ☐ Eden☐ Greenwood ☐ Huntersville ☐ Raleigh☐ Mechanicsville☐ Atlanta☐ Kernersville☐

Client_____ Profile/EZ (Circle one)_____ Notes_____

Item#	BP4U-125 mL Plastic Unpreserved (N/A) (Cl-)	BP3U-250 mL Plastic Unpreserved (N/A)	BP2U-500 mL Plastic Unpreserved (N/A)	BP1U-1 liter Plastic Unpreserved (N/A)		BP4S-125 mL Plastic H2SO4 (pH < 2) (Cl-)	BP3N-250 mL plastic HNO3 (pH < 2)	BP4Z-125 mL Plastic ZN Acetate & NaOH (>9)	BP4B-125 mL Plastic NaOH (pH > 12) (Cl-)	WGFU-Wide-mouthed Glass jar Unpreserved	AG1U-1 liter Amber Unpreserved (N/A) (Cl-)	AG1H-1 liter Amber HCl (pH < 2)	AG3U-250 mL Amber Unpreserved (N/A) (Cl-)	AG1S-1 liter Amber H2SO4 (pH < 2)	AG3S-250 mL Amber H2SO4 (pH < 2)	DG9A-40 mL Amber NH4Cl (N/A)(Cl-)	DG9H-40 mL VOA HCl (N/A)	VG0T-40 mL VOA Na2S2O3 (N/A)	VG9U-40 mL VOA Unpreserved (N/A)	DG9V-40 mL VOA H3PO4 (N/A)	KP7U-50 mL Plastic Unpreserved (N/A)	V/GK (3 vials per kit)-VPH/Gas kit (N/A)	SP5T-125 mL Sterile Plastic (N/A – lab)	SP2T-250 mL Sterile Plastic (N/A – lab)	BP	BP3R-250 mL Plastic (NH2)2SO4 (9.3-9.7)	AG0U-100 mL Amber Unpreserved (N/A) (Cl-)	VSGU-20 mL Scintillation vials (N/A)	DG9U-40 mL Amber Unpreserved vials (N/A)
CC																													
1		1	1				1																		2				
2		1	1				1																		2				
3		1	1				1																		2				
4		1	1				1																		2				
5		1	1				1																		2				
6		1	1				1																		2				
7		1	1				1																		2				
8		1	1				1																		2				
9		1	1				1																		2				
10		1	1				1																		2				
11		1	1				1																		2				
12																													

pH Adjustment Log for Preserved Samples

Sample ID	Type of Preservative	pH upon receipt	Date preservation adjusted	Time preservation adjusted	Amount of Preservative added	Lot #

Note: Whenever there is a discrepancy affecting North Carolina compliance samples, a copy of this form will be sent to the North Carolina DENR Certification Office (i.e. Out of hold, incorrect preservative, out of temp, incorrect containers.

WO#: 92746901

PM: BV **Due Date: 09/03/24**

CLIENT: 92- GP-HAM

Pace Analytical

CHAIN-OF-CUSTODY / Analytical Request Document

The Chain-of-Custody is a LEGAL DOCUMENT. All relevant fields must be completed accurately.

Page: 1 of 1

Section A Required Client Information:

Company:	GA Power
Address:	Atlanta, GA
Email To:	SCS Contacts
Phone:	Fax:
Requested Due Date/TAT:	10 Day

Section B Required Project Information:

Report To:	SCS Contacts
Copy To:	Geosyntec Contacts
Purchase Order No.:	
Project Name:	Hammond AP-1
Project Number:	GW6581E

Section C Invoice Information:

Attention:	Southern Co.
Company Name:	
Address:	
Pace Quote Reference:	
Pace Project Manager:	Bonnie Vang
Pace Profile #:	10839

REGULATORY AGENCY

Site Location	
STATE:	

Section D Required Client Information

Valid Matrix Codes: MATRIX / CODE — DRINKING WATER / WATER / WASTE WATER / PRODUCT / SOLID / OIL / WIPE / AIR / OTHER / TISSUE

ITEM #	SAMPLE ID (A-Z, 0-9 / ,-) Sample IDs MUST BE UNIQUE	MATRIX CODE (see valid matrix codes)	SAMPLE TYPE (G=GRAB C=COMP)	COLLECTED DATE	COLLECTED TIME	COMPOSITE DATE	COMPOSITE TIME	SAMPLE TEMP AT COLLECTION	# OF CONTAINERS	Unpreserved	H_2SO_4	HNO_3	HCl	NaOH	$Na_2S_2O_3$	Methanol	Other	Analysis Test	Chloride, Fluoride, Sulfate	Total Agg. (Ti and V metals)	TAD 226/228	TDS	Residual Chlorine (Y/N)	Pace Project No./ Lab I.D.
1	HAM-HGWC-7	WG	G	08/07/2024	1616			23	5	2		3							X	X	X	X	N	001
2	HAM-HGWC-8	WG	G	08/07/2024	1410		TK 08-07	22	5	2		3							X	X	X	X	N	002
3	HAM-HGWC-9	WG	G	08/07/2024	1145			22	5	2		3							X	X	X	X	N	003
4	HAM-HGWC-10	WG	G	08/07/2024	0930			21	5	2		3							X	X	X	X	N	004
5	HAM-HGWC-11	WG	G	08/07/2024	1108			23	5	2		3							X	X	X	X	N	005
6	HAM-HGWC-12	WG	G	08/07/2024	1330			22	5	2		3							X	X	X	X	N	006
7	HAM-MW-5	WG	G	08/07/2024	1929			20	5	2		3							X	X	X	X	N	007
8	HAM-MW-6	WG	G	08/07/2024	1525			22	5	2		3							X	X	X	X	N	008
9	HAM-MW-20	WG	G	08/07/2024	1639			21	5	2		3							X	X	X	X	N	009
10	HAM-MW-25D	WG	G	08/07/2024	1502			22	5	2		3							X	X	X	X	N	010
11	HAM-AP1-FD-01	WG	G	08/07/2024	[illegible]		TK [illegible]	21	5	2		3							X	X	X	X	N	011
12																								

Requested Analysis Filtered (Y/N): N N N N

ADDITIONAL COMMENTS	RELINQUISHED BY / AFFILIATION	DATE	TIME	ACCEPTED BY / AFFILIATION	DATE	TIME	SAMPLE CONDITIONS
Task Code: HAM-CCR-ASSMT-[illegible]	Thomas Viessl / [illegible]	08/08/24	1415	Ryan Williams / Pace	8/9/2024	1415	
	Ryan Williams / Pace	8/9/2024	1655	Charles Harlan	8/9/24	1655	

SAMPLER NAME AND SIGNATURE

PRINT Name of SAMPLER: [illegible] / Geosyntec Consultants, Inc.

SIGNATURE of SAMPLER: [illegible] DATE Signed (MM/DD/YY)

Pace	DC#_Title: ENV-FRM-HUN1-0083 v05_Sample Condition Upon Receipt
	Effective Date: 05/24/2024

Laboratory receiving samples:
Asheville ☐ Eden ☐ Greenwood ☐ Huntersville ☐ Raleigh ☐ Mechanicsville ☐ Atlanta ☑ Kernersville ☐

Sample Condition Upon Receipt

Client Name: GA Power

Project #:

Courier: ☐ Commercial ☐ Fed Ex ☑ Pace ☐ UPS ☐ USPS ☐ Other:____ ☐ Client

Custody Seal Present? ☐ Yes ☑ No Seals Intact? ☐ Yes ☐ No ☑ N/A

Date/Initials Person Examining Contents: 8/9/24 CM

Packing Material: ☐ Bubble Wrap ☐ Bubble Bags ☑ None ☐ Other

Biological Tissue Frozen? ☐ Yes ☐ No ☐ N/A

Thermometer: ☑ IR Gun ID: 230

Type of Ice: ☑ Wet ☐ Blue ☐ None

Cooler Temp: 2.1 Correction Factor: Add/Subtract (°C) 0.0

Temp should be above freezing to 6°C
☐ Samples out of temp criteria. Samples on ice, cooling process has begun

Cooler Temp Corrected (°C): 2.1

USDA Regulated Soil (☐ N/A, water sample)
Did samples originate in a quarantine zone within the United States: CA, NY, or SC (check maps)? ☐ Yes ☐ No

Did samples originate from a foreign source (internationally, including Hawaii and Puerto Rico)? ☐ Yes ☐ No

				Comments/Discrepancy:
Chain of Custody Present?	☑ Yes	☐ No	☐ N/A	1.
Samples Arrived within Hold Time?	☑ Yes	☐ No	☐ N/A	2.
Short Hold Time Analysis (<72 hr.)?	☐ Yes	☑ No	☐ N/A	3.
Rush Turn Around Time Requested?	☐ Yes	☑ No	☐ N/A	4.
Sufficient Volume?	☑ Yes	☐ No	☐ N/A	5.
Correct Containers Used?	☑ Yes	☐ No	☐ N/A	6.
-Pace Containers Used?	☑ Yes	☐ No	☐ N/A	
Containers Intact?	☑ Yes	☐ No	☐ N/A	7.
Dissolved analysis: Samples Field Filtered?	☐ Yes	☐ No	☑ N/A	8.
Sample Labels Match COC? -Includes Date/Time/ID/Analysis Matrix: W	☑ Yes	☐ No	☐ N/A	9.
Headspace in VOA Vials (>5-6mm)?	☐ Yes	☐ No	☑ N/A	10.
Trip Blank Present?	☐ Yes	☐ No	☑ N/A	11.
Trip Blank Custody Seals Present?	☐ Yes	☐ No	☑ N/A	

Field Data Required? ☐ Yes ☐ No

COMMENTS/SAMPLE DISCREPANCY

Lot ID of split containers:

CLIENT NOTIFICATION/RESOLUTION

Person contacted: Date/Time:

Project Manager SCURF Review: Date:

Project Manager SRF Review: Date:

Pace ANALYTICAL SERVICES	**DC#_Title: ENV-FRM-HUN1-0083 v05_Sample Condition Upon Receipt**
	Effective Date: 05/24/2024

***Check mark top half of box if pH and/or dechlorination is verified and within the acceptance range for preservation samples.**
Exceptions: VOA, Coliform, TOC, Oil and Grease, DRO/8015 (water) DOC, LLHg
****Bottom half of box is to list number of bottles**
*****Check all unpreserved Nitrates for chlorine**

Project #

Laboratory Receiving Location: Asheville ☐ Eden☐ Greenwood ☐ Huntersville ☐ Raleigh☐ Mechanicsville☐ Atlanta☐ Kernersville☐

Client_____ Profile/EZ (Circle one)_____ Notes_____

Item#	BP4U-125 mL Plastic Unpreserved (N/A) (Cl-)	BP3U-250 mL Plastic Unpreserved (N/A)	BP2U-500 mL Plastic Unpreserved (N/A)	BP1U-1 liter Plastic Unpreserved (N/A)		BP4S-125 mL Plastic H2SO4 (pH < 2) (Cl-)	BP3N-250 mL plastic HNO3 (pH < 2)	BP4Z-125 mL Plastic ZN Acetate & NaOH (>9)	BP4B-125 mL Plastic NaOH (pH > 12) (Cl-)	WGFU-Wide-mouthed Glass jar Unpreserved	AG1U-1 liter Amber Unpreserved (N/A) (Cl-)	AG1H-1 liter Amber HCl (pH < 2)	AG3U-250 mL Amber Unpreserved (N/A) (Cl-)	AG1S-1 liter Amber H2SO4 (pH < 2)	AG3S-250 mL Amber H2SO4 (pH < 2)	DG9A-40 mL Amber NH4Cl (N/A)(Cl-)	DG9H-40 mL VOA HCl (N/A)	VG9T-40 mL VOA Na2S2O3 (N/A)	VG9U-40 mL VOA Unpreserved (N/A)	DG9V-40 mL VOA H3PO4 (N/A)	KP7U-50 mL Plastic Unpreserved (N/A)	V/GK (3 vials per kit)-VPH/Gas kit (N/A)	SP5T-125 mL Sterile Plastic (N/A – lab)	SP2T-250 mL Sterile Plastic (N/A – lab)	BP1U	BP3R-250 mL Plastic (NH2)2SO4 (9.3-9.7)	AG0U-100 mL Amber Unpreserved (N/A) (Cl-)	VSGU-20 mL Scintillation vials (N/A)	DG9U-40 mL Amber Unpreserved vials (N/A)
CC																													
1		1	1				1 ✓																		2 ✓				
2		1	1				1 ✓																		2 ✓				
3		1	1				1 ✓																		2 ✓				
4		1	1				1 ✓																		2 ✓				
5		1	1				1 ✓																		2 ✓				
6		1	1				1 ✓																		2 ✓				
7		1	1				1 ✓																		2 ✓				
8		1	1				1 ✓																		2 ✓				
9		1	1				1 ✓																		2 ✓				
10		1	1				1 ✓																		2 ✓				
11		1	1				1 ✓																		2 ✓				
12		1	1				1 ✓																		2 ✓				

pH Adjustment Log for Preserved Samples

Sample ID	Type of Preservative	pH upon receipt	Date preservation adjusted	Time preservation adjusted	Amount of Preservative added	Lot #

Note: Whenever there is a discrepancy affecting North Carolina compliance samples, a copy of this form will be sent to the North Carolina DENR Certification Office (i.e. Out of hold, incorrect preservative, out of temp, incorrect containers.

Pace

DC#_Title: ENV-FRM-HUN1-0083 v05_Sample Condition Upon Receipt

Effective Date: 05/24/2024

*Check mark top half of box if pH and/or dechlorination is verified and within the acceptance range for preservation samples.
Exceptions: VOA, Coliform, TOC, Oil and Grease, DRO/8015 (water) DOC, LLHg
**Bottom half of box is to list number of bottles
***Check all unpreserved Nitrates for chlorine

Project #

Laboratory Receiving Location: Asheville ☐ Eden ☐ Greenwood ☐ Huntersville ☐ Raleigh ☐ Mechanicsville ☐ Atlanta ☐ Kernersville ☐

Client_____ Profile/EZ (Circle one)_____ Notes_____

Item#	BP4U-125 mL Plastic Unpreserved (N/A) (Cl-)	BP3U-250 mL Plastic Unpreserved (N/A)	BP2U-500 mL Plastic Unpreserved (N/A)	BP1U-1 liter Plastic Unpreserved (N/A)		BP4S-125 mL Plastic H2SO4 (pH < 2) (Cl-)	BP3N-250 mL plastic HNO3 (pH < 2)	BP4Z-125 mL Plastic ZN Acetate & NaOH (>9)	BP4B-125 mL Plastic NaOH (pH > 12) (Cl-)	WGFU-Wide-mouthed Glass Jar Unpreserved	AG1U-1 liter Amber Unpreserved (N/A) (Cl-)	AG1H-1 liter Amber HCl (pH < 2)	AG3U-250 mL Amber Unpreserved (N/A) (Cl-)	AG1S-1 liter Amber H2SO4 (pH < 2)	AG3S-250 mL Amber H2SO4 (pH < 2)	DG94-40 mL Amber NH4Cl (N/A)(Cl-)	DG9H-40 mL VOA HCl (N/A)	VG9T-40 mL VOA Na2S2O3 (N/A)	VG9U-40 mL VOA Unpreserved (N/A)	DG9V-40 mL VOA H3PO4 (N/A)	KP7U-50 mL Plastic Unpreserved (N/A)	V/GK (3 vials per kit)-VPH/Gas kit (N/A)	SP5T-125 mL Sterile Plastic (N/A – lab)	SP2T-250 mL Sterile Plastic (N/A – lab)		BP3R-250 mL Plastic (NH2)2SO4 (9.3-9.7)	AG0U-100 mL Amber Unpreserved (N/A) (Cl-)	VSGU-20 mL Scintillation vials (N/A)	DG8U-40 mL Amber Unpreserved vials (N/A)
CC																													
1		1	1																										
2																													
3																													
4																													
5																													
6																													
7																													
8																													
9																													
10																													
11																													
12																													

pH Adjustment Log for Preserved Samples

Sample ID	Type of Preservative	pH upon receipt	Date preservation adjusted	Time preservation adjusted	Amount of Preservative added	Lot #

Note: Whenever there is a discrepancy affecting North Carolina compliance samples, a copy of this form will be sent to the North Carolina DENR Certification Office (i.e. Out of hold, incorrect preservative, out of temp, incorrect containers.

Pace Analytical

CHAIN-OF-CUSTODY / Analytical Request Document

The Chain-of-Custody is a LEGAL DOCUMENT. All relevant fields must be completed accurately.

Page: 1 of 2

Section A — Required Client Information

Company:	GA Power
Address:	Atlanta, GA
Email To:	SCS Contacts
Phone:	Fax:
Requested Due Date/TAT:	10 Day

Section B — Required Project Information

Report To:	SCS Contacts
Copy To:	Geosyntec Contacts
Purchase Order No.:	
Project Name:	Hammond AP-1
Project Number:	GW6561E

Section C — Invoice Information

Attention:	Southern Co
Company Name:	
Address:	
Pace Quote Reference:	
Pace Project Manager:	Bonnie Vang
Pace Profile #:	10839

REGULATORY AGENCY

Site Location STATE: GA

Section D — Required Client Information

Valid Matrix Codes: MATRIX CODE — DRINKING WATER; WATER; WASTE WATER; PRODUCT; SOIL/SOLID; OIL; WIPE; AIR; OTHER; TISSUE

SAMPLE ID (A-Z, 0-9 / -) Sample IDs MUST BE UNIQUE

Requested Analysis Filtered (Y/N)

ITEM #	SAMPLE ID	MATRIX CODE (see valid codes to left)	SAMPLE TYPE (G=GRAB, C=COMP)	COLLECTED DATE	COLLECTED TIME	COMPOSITE DATE	COMPOSITE TIME	SAMPLE TEMP AT COLLECTION	# OF CONTAINERS	Unpreserved	H_2SO_4	HNO_3	HCl	NaOH	$Na_2S_2O_3$	Methanol	Other	Analysis Test (Y/N)	Chloride, Fluoride, Sulfate (N)	Full App. (Liquid to Sulfate) (N)	RAD 226/228 (N)	TDS (N)	Residual Chlorine (Y/N)	Pace Project No./ Lab I.D.
1	HAM-HGWC-13	WG	G	08/08/2024	1108			21	5	2		3							X	X	X	X	N	012
2	HAM-MW-7	WG	G	08/08/2024	0906			20	5	2		3							X	X	X	X	N	013
3	HAM-MW-19	WG	G	08/08/2024	1030			21	5	2		3							X	X	X	X	N	014
4	HAM-MW-24D	WG	G	08/08/2024	1235			21	5	2		3							X	X	X	X	N	015
5	HAM-MW-26D	WG	G	08/08/2024	1400			21	5	2		3							X	X	X	X	N	016
6	HAM-MW-27D	WG	G	08/08/2024	1145			20	5	2		3							X	X	X	X	N	017
7	HAM-MW-28D	WG	G	08/08/2024	1417			20	5	2		3							X	X	X	X	N	018
8	HAM-MW-29	WG	G	08/08/2024	1150			22	5	2		3							X	X	X	X	N	019
9	HAM-AP1-FD-02	WG	G	08/08/2024	0700			20	5	2		3							X	X	X	X	N	020
10	HAM-AP1-EB-01	WG	G	08/08/2024	1430			21	5	2		3							X	X	X	X	N	021
11	HAM-AP1-FB-01	WG	G	08/08/2024	1435			21	5	2		3							X	X	X	X	N	022
12	HAM-AP1-EB-02	WG	G	08/08/2024	1455			21	5	2		3							X	X	X	X	N	023

08/08/2024

ADDITIONAL COMMENTS	RELINQUISHED BY / AFFILIATION	DATE	TIME	ACCEPTED BY / AFFILIATION	DATE	TIME	SAMPLE CONDITIONS
Task Code: HAM-CCR-ASSMT 202452	Thomas Kowalski / Geosyntec	08/09/2024	1415	Ryan William / Pace	8/9/2024	1415	
	Ryan William / Pace	8/9/2024	1655	Charles Hurley	8/9/24	1655	

SAMPLER NAME AND SIGNATURE

PRINT Name of SAMPLER: [illegible] Geosyntec Consultants, Inc.

SIGNATURE of SAMPLER: [signature] DATE Signed (MM/DD/YY): [illegible]

Pace Analytical

CHAIN-OF-CUSTODY / Analytical Request Document

The Chain-of-Custody is a LEGAL DOCUMENT. All relevant fields must be completed accurately.

Section A Required Client Information

Company:	GA Power
Address:	Atlanta, GA
Email To:	SCS Contacts
Phone:	Fax:
Requested Due Date/TAT:	10 Day

Section B Required Project Information

Report To:	SCS Contacts
Copy To:	Geosyntec Contacts
Purchase Order No.:	
Project Name:	Hammond AP-1
Project Number:	GW6581E

Section C Invoice Information

Attention:	Southern Co
Company Name:	
Address:	
Pace Quote Reference:	
Pace Project Manager:	Bonnie Vang
Pace Profile #:	10839

REGULATORY AGENCY

NPDES GROUND WATER DRINKING WATER

UST RCRA OTHER

Site Location STATE: GA

Section D Required Client Information

Valid Matrix Codes

MATRIX	CODE
DRINKING WATER	DW
WATER	WT
WASTE WATER	WW
PRODUCT	P
SOIL/SOLID	SL
OIL	OL
WIPE	WP
AIR	AIR
OTHER	OT
TISSUE	TS

SAMPLE ID (A-Z, 0-9, /, -, _) Sample IDs MUST BE UNIQUE

Requested Analysis Filtered (Y/N)

ITEM #	SAMPLE ID	MATRIX CODE (see valid codes to left)	SAMPLE TYPE (G=GRAB C=COMP)	COLLECTED DATE	COLLECTED TIME	COMPOSITE DATE	COMPOSITE TIME	SAMPLE TEMP AT COLLECTION	# OF CONTAINERS	Unpreserved	H_2SO_4	HNO_3	HCl	NaOH	$Na_2S_2O_3$	Methanol	Other	Analysis Test Y/N	Alkalinity, Total as CaCO3	Sulfate, Total	Chloride, Total	TDS	Residual Chlorine (Y/N)	Pace Project No./ Lab I.D.
1	HAM-AP1-FB-02	WG	G	06/06/2024	1450				21	5	2		3						N	N	N	N	N	024
2																								
3																								
4																								
5																								
6																								
7																								
8																								
9																								
10																								
11																								
12																								

ADDITIONAL COMMENTS	RELINQUISHED BY / AFFILIATION	DATE	TIME	ACCEPTED BY / AFFILIATION	DATE	TIME	SAMPLE CONDITIONS
Task Code: HAM-GW-ASMT-202452	Thomas Meeks / Geosyntec	06/06/2024	1415	Ryan Williams / Pace	9/9/24	1415	
	Ryan Williams / Pace	9/9/2024	1655	Charles Hall	9/9/24	1655	

SAMPLER NAME AND SIGNATURE

PRINT Name of SAMPLER: Thomas Meeks (Geosyntec Consultants, Inc)

SIGNATURE of SAMPLER:

DATE Signed (MM/DD/YY): 06/06/24

Quality Control Sample Performance Assessment

Pace Analytical™
www.pacelabs.com

Test:	Ra-226
Analyst:	SLC
Date:	1/7/1900
Worklist:	80838
Matrix:	W

Analyst Must Manually Enter All Fields Highlighted in Yellow.

Method Blank Assessment	
MB Sample ID	3361203
MB concentration:	-0.054
M/B 2 Sigma CSU:	0.120
MB MDC:	0.379
MB Numerical Performance Indicator:	-0.88
MB Status vs Numerical Indicator:	Pass
MB Status vs. MDC:	N/A

Laboratory Control Sample Assessment	LCSD (Y or N)?	Y
	LCS80838	LCSD80838
Count Date:	8/29/2024	8/29/2024
Spike I.D.:	23-014	23-014
Decay Corrected Spike Concentration (pCi/mL):	25.020	25.020
Volume Used (mL):	0.10	0.10
Aliquot Volume (L, g, F):	0.508	0.510
Target Conc. (pCi/L, g, F):	4.923	4.910
Uncertainty (Calculated):	0.231	0.231
Result (pCi/L, g, F):	4.245	3.953
LCS/LCSD 2 Sigma CSU (pCi/L, g, F):	0.897	0.854
Numerical Performance Indicator:	-1.44	-2.12
Percent Recovery:	86.22%	80.50%
Status vs Numerical Indicator:	Pass	Warning
Status vs Recovery:	N/A	N/A
Upper % Recovery Limits:	125%	125%
Lower % Recovery Limits:	75%	75%

Sample Matrix Spike Control Assessment	MS/MSD 1	MS/MSD 2
Sample Collection Date:		
Sample I.D.		
Sample MS I.D.		
Sample MSD I.D.		
Spike I.D.:		
MS/MSD Decay Corrected Spike Concentration (pCi/mL):		
Spike Volume Used in MS (mL):		
Spike Volume Used in MSD (mL):		
MS Aliquot (L, g, F):		
MS Target Conc.(pCi/L, g, F):		
MSD Aliquot (L, g, F):		
MSD Target Conc. (pCi/L, g, F):		
MS Spike Uncertainty (calculated):		
MSD Spike Uncertainty (calculated):		
Sample Result:		
Sample Result 2 Sigma CSU (pCi/L, g, F):		
Sample Matrix Spike Result:		
Matrix Spike Result 2 Sigma CSU (pCi/L, g, F):		
Sample Matrix Spike Duplicate Result:		
Matrix Spike Duplicate Result 2 Sigma CSU (pCi/L, g, F):		
MS Numerical Performance Indicator:		
MSD Numerical Performance Indicator:		
MS Percent Recovery:		
MSD Percent Recovery:		
MS Status vs Numerical Indicator:		
MSD Status vs Numerical Indicator:		
MS Status vs Recovery:		
MSD Status vs Recovery:		
MS/MSD Upper % Recovery Limits:		
MS/MSD Lower % Recovery Limits:		

Duplicate Sample Assessment		
Sample I.D.:	LCS80838	92746901002
Duplicate Sample I.D.	LCSD80838	92746901002DUP
Sample Result (pCi/L, g, F):	4.245	0.164
Sample Result 2 Sigma CSU (pCi/L, g, F):	0.897	0.200
Sample Duplicate Result (pCi/L, g, F):	3.953	0.244
Sample Duplicate Result 2 Sigma CSU (pCi/L, g, F):	0.854	0.199
Are sample and/or duplicate results below RL?	NO	See Below ##
Duplicate Numerical Performance Indicator:	0.462	-0.556
(Based on the LCS/LCSD Percent Recoveries) Duplicate RPD:	6.86%	39.19%
Duplicate Status vs Numerical Indicator:	Pass	Pass
Duplicate Status vs RPD:	N/A	N/A
% RPD Limit:	25%	25%

Matrix Spike/Matrix Spike Duplicate Sample Assessment		
Sample I.D.		
Sample MS I.D.		
Sample MSD I.D.		
Sample Matrix Spike Result:		
Matrix Spike Result 2 Sigma CSU (pCi/L, g, F):		
Sample Matrix Spike Duplicate Result:		
Matrix Spike Duplicate Result 2 Sigma CSU (pCi/L, g, F):		
Duplicate Numerical Performance Indicator:		
(Based on the Percent Recoveries) MS/ MSD Duplicate RPD:		
MS/ MSD Duplicate Status vs Numerical Indicator:		
MS/ MSD Duplicate Status vs RPD:		
% RPD Limit:		

Evaluation of duplicate precision is not applicable if either the sample or duplicate results are below the MDC.

Comments:

CJ 8-30-24

LAM 8/30/24

Quality Control Sample Performance Assessment

Pace Analytical
www.pacelabs.com

Test:	Ra-226
Analyst:	SLC
Date:	8/27/2024
Worklist:	80839
Matrix:	W

Analyst Must Manually Enter All Fields Highlighted in Yellow.

Method Blank Assessment	
MB Sample ID	3361204
MB concentration:	0.096
M/B 2 Sigma CSU:	0.114
MB MDC:	0.235
MB Numerical Performance Indicator:	1.66
MB Status vs Numerical Indicator:	Pass
MB Status vs. MDC:	N/A

Laboratory Control Sample Assessment	LCSD (Y or N)?	Y
	LCS80839	LCSD80839
Count Date:	9/2/2024	9/2/2024
Spike I.D.:	23-014	23-014
Decay Corrected Spike Concentration (pCi/mL):	25.020	25.020
Volume Used (mL):	0.10	0.10
Aliquot Volume (L, g, F):	0.501	0.508
Target Conc. (pCi/L, g, F):	4.993	4.924
Uncertainty (Calculated):	0.235	0.231
Result (pCi/L, g, F):	5.210	4.756
LCS/LCSD 2 Sigma CSU (pCi/L, g, F):	0.945	0.860
Numerical Performance Indicator:	0.44	-0.37
Percent Recovery:	104.34%	96.59%
Status vs Numerical Indicator:	Pass	Pass
Status vs Recovery:	N/A	N/A
Upper % Recovery Limits:	125%	125%
Lower % Recovery Limits:	75%	75%

Sample Matrix Spike Control Assessment	MS/MSD 1	MS/MSD 2
Sample Collection Date:		
Sample I.D.		
Sample MS I.D.		
Sample MSD I.D.		
Spike I.D.:		
MS/MSD Decay Corrected Spike Concentration (pCi/mL):		
Spike Volume Used in MS (mL):		
Spike Volume Used in MSD (mL):		
MS Aliquot (L, g, F):		
MS Target Conc.(pCi/L, g, F):		
MSD Aliquot (L, g, F):		
MSD Target Conc. (pCi/L, g, F):		
MS Spike Uncertainty (calculated):		
MSD Spike Uncertainty (calculated):		
Sample Result:		
Sample Result 2 Sigma CSU (pCi/L, g, F):		
Sample Matrix Spike Result:		
Matrix Spike Result 2 Sigma CSU (pCi/L, g, F):		
Sample Matrix Spike Duplicate Result:		
Matrix Spike Duplicate Result 2 Sigma CSU (pCi/L, g, F):		
MS Numerical Performance Indicator:		
MSD Numerical Performance Indicator:		
MS Percent Recovery:		
MSD Percent Recovery:		
MS Status vs Numerical Indicator:		
MSD Status vs Numerical Indicator:		
MS Status vs Recovery:		
MSD Status vs Recovery:		
MS/MSD Upper % Recovery Limits:		
MS/MSD Lower % Recovery Limits:		

Duplicate Sample Assessment		
Sample I.D.:	LCS80839	92746901019
Duplicate Sample I.D.	LCSD80839	92746901019DUP
Sample Result (pCi/L, g, F):	5.210	0.034
Sample Result 2 Sigma CSU (pCi/L, g, F):	0.945	0.103
Sample Duplicate Result (pCi/L, g, F):	4.756	-0.001
Sample Duplicate Result 2 Sigma CSU (pCi/L, g, F):	0.860	0.097
Are sample and/or duplicate results below RL?	NO	See Below ##
Duplicate Numerical Performance Indicator:	0.696	0.478
(Based on the LCS/LCSD Percent Recoveries) Duplicate RPD:	7.72%	212.29%
Duplicate Status vs Numerical Indicator:	Pass	Pass
Duplicate Status vs RPD:	N/A	N/A
% RPD Limit:	25%	25%

Matrix Spike/Matrix Spike Duplicate Sample Assessment		
Sample I.D.		
Sample MS I.D.		
Sample MSD I.D.		
Sample Matrix Spike Result:		
Matrix Spike Result 2 Sigma CSU (pCi/L, g, F):		
Sample Matrix Spike Duplicate Result:		
Matrix Spike Duplicate Result 2 Sigma CSU (pCi/L, g, F):		
Duplicate Numerical Performance Indicator:		
(Based on the Percent Recoveries) MS/ MSD Duplicate RPD:		
MS/ MSD Duplicate Status vs Numerical Indicator:		
MS/ MSD Duplicate Status vs RPD:		
% RPD Limit:		

Evaluation of duplicate precision is not applicable if either the sample or duplicate results are below the MDC.

Comments:

9.3.24

LAM 9/3/24

Quality Control Sample Performance Assessment

Pace Analytical™
www.pacelabs.com

Test:	Ra-226
Analyst:	SLC
Date:	8/27/2024
Worklist:	80840
Matrix:	W

Analyst Must Manually Enter All Fields Highlighted in Yellow.

Method Blank Assessment	
MB Sample ID	3361205
MB concentration:	0.078
M/B 2 Sigma CSU:	0.121
MB MDC:	0.267
MB Numerical Performance Indicator:	1.27
MB Status vs Numerical Indicator:	Pass
MB Status vs. MDC:	N/A

Laboratory Control Sample Assessment	LCSD (Y or N)?	y
	LCS80840	LCSD80840
Count Date:	9/2/2024	9/2/2024
Spike I.D.:	23-014	23-014
Decay Corrected Spike Concentration (pCi/mL):	25.020	25.020
Volume Used (mL):	0.10	0.10
Aliquot Volume (L, g, F):	0.503	0.504
Target Conc. (pCi/L, g, F):	4.977	4.969
Uncertainty (Calculated):	0.234	0.234
Result (pCi/L, g, F):	4.300	4.998
LCS/LCSD 2 Sigma CSU (pCi/L, g, F):	0.822	0.914
Numerical Performance Indicator:	-1.55	0.06
Percent Recovery:	86.40%	100.57%
Status vs Numerical Indicator:	Pass	Pass
Status vs Recovery:	N/A	N/A
Upper % Recovery Limits:	125%	125%
Lower % Recovery Limits:	75%	75%

Sample Matrix Spike Control Assessment	MS/MSD 1	MS/MSD 2
Sample Collection Date:		
Sample I.D.		
Sample MS I.D.		
Sample MSD I.D.		
Spike I.D.:		
MS/MSD Decay Corrected Spike Concentration (pCi/mL):		
Spike Volume Used in MS (mL):		
Spike Volume Used in MSD (mL):		
MS Aliquot (L, g, F):		
MS Target Conc.(pCi/L, g, F):		
MSD Aliquot (L, g, F):		
MSD Target Conc. (pCi/L, g, F):		
MS Spike Uncertainty (calculated):		
MSD Spike Uncertainty (calculated):		
Sample Result:		
Sample Result 2 Sigma CSU (pCi/L, g, F):		
Sample Matrix Spike Result:		
Matrix Spike Result 2 Sigma CSU (pCi/L, g, F):		
Sample Matrix Spike Duplicate Result:		
Matrix Spike Duplicate Result 2 Sigma CSU (pCi/L, g, F):		
MS Numerical Performance Indicator:		
MSD Numerical Performance Indicator:		
MS Percent Recovery:		
MSD Percent Recovery:		
MS Status vs Numerical Indicator:		
MSD Status vs Numerical Indicator:		
MS Status vs Recovery:		
MSD Status vs Recovery:		
MS/MSD Upper % Recovery Limits:		
MS/MSD Lower % Recovery Limits:		

Duplicate Sample Assessment		
Sample I.D.:	LCS80840	92746293013
Duplicate Sample I.D.	LCSD80840	92746293013DUP
Sample Result (pCi/L, g, F):	4.300	0.038
Sample Result 2 Sigma CSU (pCi/L, g, F):	0.822	0.117
Sample Duplicate Result (pCi/L, g, F):	4.998	0.096
Sample Duplicate Result 2 Sigma CSU (pCi/L, g, F):	0.914	0.130
Are sample and/or duplicate results below RL?	NO	See Below ##
Duplicate Numerical Performance Indicator:	-1.113	-0.656
(Based on the LCS/LCSD Percent Recoveries) Duplicate RPD:	15.16%	87.10%
Duplicate Status vs Numerical Indicator:	Pass	Pass
Duplicate Status vs RPD:	N/A	N/A
% RPD Limit:	25%	25%

Matrix Spike/Matrix Spike Duplicate Sample Assessment		
Sample I.D.		
Sample MS I.D.		
Sample MSD I.D.		
Sample Matrix Spike Result:		
Matrix Spike Result 2 Sigma CSU (pCi/L, g, F):		
Sample Matrix Spike Duplicate Result:		
Matrix Spike Duplicate Result 2 Sigma CSU (pCi/L, g, F):		
Duplicate Numerical Performance Indicator:		
(Based on the Percent Recoveries) MS/ MSD Duplicate RPD:		
MS/ MSD Duplicate Status vs Numerical Indicator:		
MS/ MSD Duplicate Status vs RPD:		
% RPD Limit:		

Evaluation of duplicate precision is not applicable if either the sample or duplicate results are below the MDC.

Comments:

CT 9-3-24

LAM 9/3/24

Quality Control Sample Performance Assessment

Pace Analytical™
www.pacelabs.com

Test:	Ra-228
Analyst:	JJS1
Date:	8/21/2024
Worklist:	80819
Matrix:	WT

Analyst Must Manually Enter All Fields Highlighted in Yellow.

Method Blank Assessment	
MB Sample ID	3359338
MB concentration:	0.622
M/B 2 Sigma CSU:	0.413
MB MDC:	0.764
MB Numerical Performance Indicator:	2.95
MB Status vs Numerical Indicator:	Warning
MB Status vs. MDC:	Pass

Laboratory Control Sample Assessment	LCSD (Y or N)?	Y
	LCS80819	LCSD80819
Count Date:	8/26/2024	8/26/2024
Spike I.D.:	23-043	23-043
Decay Corrected Spike Concentration (pCi/mL):	35.518	35.518
Volume Used (mL):	0.10	0.10
Aliquot Volume (L, g, F):	0.822	0.817
Target Conc. (pCi/L, g, F):	4.321	4.350
Uncertainty (Calculated):	0.212	0.213
Result (pCi/L, g, F):	3.208	3.585
LCS/LCSD 2 Sigma CSU (pCi/L, g, F):	0.810	0.863
Numerical Performance Indicator:	-2.61	-1.69
Percent Recovery:	74.25%	82.41%
Status vs Numerical Indicator:	N/A	N/A
Status vs Recovery:	Pass	Pass
Upper % Recovery Limits:	135%	135%
Lower % Recovery Limits:	60%	60%

Sample Matrix Spike Control Assessment	MS/MSD 1	MS/MSD 2
Sample Collection Date:		
Sample I.D.		
Sample MS I.D.		
Sample MSD I.D.		
Spike I.D.:		
MS/MSD Decay Corrected Spike Concentration (pCi/mL):		
Spike Volume Used in MS (mL):		
Spike Volume Used in MSD (mL):		
MS Aliquot (L, g, F):		
MS Target Conc.(pCi/L, g, F):		
MSD Aliquot (L, g, F):		
MSD Target Conc. (pCi/L, g, F):		
MS Spike Uncertainty (calculated):		
MSD Spike Uncertainty (calculated):		
Sample Result:		
Sample Result 2 Sigma CSU (pCi/L, g, F):		
Sample Matrix Spike Result:		
Matrix Spike Result 2 Sigma CSU (pCi/L, g, F):		
Sample Matrix Spike Duplicate Result:		
Matrix Spike Duplicate Result 2 Sigma CSU (pCi/L, g, F):		
MS Numerical Performance Indicator:		
MSD Numerical Performance Indicator:		
MS Percent Recovery:		
MSD Percent Recovery:		
MS Status vs Numerical Indicator:		
MSD Status vs Numerical Indicator:		
MS Status vs Recovery:		
MSD Status vs Recovery:		
MS/MSD Upper % Recovery Limits:		
MS/MSD Lower % Recovery Limits:		

Duplicate Sample Assessment		
Sample I.D.:	LCS80819	Enter Duplicate sample IDs if other than LCS/LCSD in the space below.
Duplicate Sample I.D.	LCSD80819	
Sample Result (pCi/L, g, F):	3.208	
Sample Result 2 Sigma CSU (pCi/L, g, F):	0.810	
Sample Duplicate Result (pCi/L, g, F):	3.585	
Sample Duplicate Result 2 Sigma CSU (pCi/L, g, F):	0.863	
Are sample and/or duplicate results below RL?	NO	
Duplicate Numerical Performance Indicator:	-0.624	
(Based on the LCS/LCSD Percent Recoveries) Duplicate RPD:	10.43%	
Duplicate Status vs Numerical Indicator:	Pass	
Duplicate Status vs RPD:	Pass	
% RPD Limit:	36%	

Matrix Spike/Matrix Spike Duplicate Sample Assessment		
Sample I.D.		
Sample MS I.D.		
Sample MSD I.D.		
Sample Matrix Spike Result:		
Matrix Spike Result 2 Sigma CSU (pCi/L, g, F):		
Sample Matrix Spike Duplicate Result:		
Matrix Spike Duplicate Result 2 Sigma CSU (pCi/L, g, F):		
Duplicate Numerical Performance Indicator:		
(Based on the Percent Recoveries) MS/ MSD Duplicate RPD:		
MS/ MSD Duplicate Status vs Numerical Indicator:		
MS/ MSD Duplicate Status vs RPD:		
% RPD Limit:		

Evaluation of duplicate precision is not applicable if either the sample or duplicate results are below the MDC.

Comments:

VAL
8/27/24

Quality Control Sample Performance Assessment

Pace Analytical™
www.pacelabs.com

Test:	Ra-228
Analyst:	ZPC
Date:	8/21/2024
Worklist:	80820
Matrix:	WT

Analyst Must Manually Enter All Fields Highlighted in Yellow.

Method Blank Assessment	
MB Sample ID	3359339
MB concentration:	0.442
M/B 2 Sigma CSU:	0.294
MB MDC:	0.555
MB Numerical Performance Indicator:	2.95
MB Status vs Numerical Indicator:	Warning
MB Status vs. MDC:	Pass

Laboratory Control Sample Assessment	LCSD (Y or N)?	Y
	LCS80820	LCSD80820
Count Date:	8/27/2024	8/27/2024
Spike I.D.:	23-043	23-043
Decay Corrected Spike Concentration (pCi/mL):	35.506	35.506
Volume Used (mL):	0.10	0.10
Aliquot Volume (L, g, F):	0.815	0.818
Target Conc. (pCi/L, g, F):	4.354	4.342
Uncertainty (Calculated):	0.213	0.213
Result (pCi/L, g, F):	4.345	4.954
LCS/LCSD 2 Sigma CSU (pCi/L, g, F):	0.968	1.079
Numerical Performance Indicator:	-0.02	1.09
Percent Recovery:	99.80%	114.09%
Status vs Numerical Indicator:	N/A	N/A
Status vs Recovery:	Pass	Pass
Upper % Recovery Limits:	135%	135%
Lower % Recovery Limits:	60%	60%

Sample Matrix Spike Control Assessment	MS/MSD 1	MS/MSD 2
Sample Collection Date:		
Sample I.D.		
Sample MS I.D.		
Sample MSD I.D.		
Spike I.D.:		
MS/MSD Decay Corrected Spike Concentration (pCi/mL):		
Spike Volume Used in MS (mL):		
Spike Volume Used in MSD (mL):		
MS Aliquot (L, g, F):		
MS Target Conc.(pCi/L, g, F):		
MSD Aliquot (L, g, F):		
MSD Target Conc. (pCi/L, g, F):		
MS Spike Uncertainty (calculated):		
MSD Spike Uncertainty (calculated):		
Sample Result:		
Sample Result 2 Sigma CSU (pCi/L, g, F):		
Sample Matrix Spike Result:		
Matrix Spike Result 2 Sigma CSU (pCi/L, g, F):		
Sample Matrix Spike Duplicate Result:		
Matrix Spike Duplicate Result 2 Sigma CSU (pCi/L, g, F):		
MS Numerical Performance Indicator:		
MSD Numerical Performance Indicator:		
MS Percent Recovery:		
MSD Percent Recovery:		
MS Status vs Numerical Indicator:		
MSD Status vs Numerical Indicator:		
MS Status vs Recovery:		
MSD Status vs Recovery:		
MS/MSD Upper % Recovery Limits:		
MS/MSD Lower % Recovery Limits:		

Duplicate Sample Assessment		
Sample I.D.:	LCS80820	Enter Duplicate sample IDs if other than LCS/LCSD in the space below.
Duplicate Sample I.D.	LCSD80820	
Sample Result (pCi/L, g, F):	4.345	
Sample Result 2 Sigma CSU (pCi/L, g, F):	0.968	
Sample Duplicate Result (pCi/L, g, F):	4.954	
Sample Duplicate Result 2 Sigma CSU (pCi/L, g, F):	1.079	
Are sample and/or duplicate results below RL?	NO	
Duplicate Numerical Performance Indicator:	-0.822	
(Based on the LCS/LCSD Percent Recoveries) Duplicate RPD:	13.36%	
Duplicate Status vs Numerical Indicator:	Pass	
Duplicate Status vs RPD:	Pass	
% RPD Limit:	36%	

Matrix Spike/Matrix Spike Duplicate Sample Assessment		
Sample I.D.		
Sample MS I.D.		
Sample MSD I.D.		
Sample Matrix Spike Result:		
Matrix Spike Result 2 Sigma CSU (pCi/L, g, F):		
Sample Matrix Spike Duplicate Result:		
Matrix Spike Duplicate Result 2 Sigma CSU (pCi/L, g, F):		
Duplicate Numerical Performance Indicator:		
(Based on the Percent Recoveries) MS/ MSD Duplicate RPD:		
MS/ MSD Duplicate Status vs Numerical Indicator:		
MS/ MSD Duplicate Status vs RPD:		
% RPD Limit:		

Evaluation of duplicate precision is not applicable if either the sample or duplicate results are below the MDC.

Comments:

VAL
8/28/24

8-24-24

Quality Control Sample Performance Assessment

Pace Analytical™
www.pacelabs.com

Test:	Ra-228
Analyst:	VAL
Date:	8/21/2024
Worklist:	80821
Matrix:	WT

Analyst Must Manually Enter All Fields Highlighted in Yellow.

Method Blank Assessment	
MB Sample ID	3359344
MB concentration:	0.277
M/B 2 Sigma CSU:	0.305
MB MDC:	0.635
MB Numerical Performance Indicator:	1.78
MB Status vs Numerical Indicator:	Pass
MB Status vs. MDC:	Pass

Laboratory Control Sample Assessment	LCSD (Y or N)?	Y
	LCS80821	LCSD80821
Count Date:	8/27/2024	8/27/2024
Spike I.D.:	23-043	23-043
Decay Corrected Spike Concentration (pCi/mL):	35.504	35.504
Volume Used (mL):	0.10	0.10
Aliquot Volume (L, g, F):	0.816	0.819
Target Conc. (pCi/L, g, F):	4.352	4.333
Uncertainty (Calculated):	0.213	0.212
Result (pCi/L, g, F):	2.977	3.745
LCS/LCSD 2 Sigma CSU (pCi/L, g, F):	0.725	0.869
Numerical Performance Indicator:	-3.57	-1.29
Percent Recovery:	68.41%	86.43%
Status vs Numerical Indicator:	N/A	N/A
Status vs Recovery:	Pass	Pass
Upper % Recovery Limits:	135%	135%
Lower % Recovery Limits:	60%	60%

Sample Matrix Spike Control Assessment	MS/MSD 1	MS/MSD 2
Sample Collection Date:		
Sample I.D.		
Sample MS I.D.		
Sample MSD I.D.		
Spike I.D.:		
MS/MSD Decay Corrected Spike Concentration (pCi/mL):		
Spike Volume Used in MS (mL):		
Spike Volume Used in MSD (mL):		
MS Aliquot (L, g, F):		
MS Target Conc.(pCi/L, g, F):		
MSD Aliquot (L, g, F):		
MSD Target Conc. (pCi/L, g, F):		
MS Spike Uncertainty (calculated):		
MSD Spike Uncertainty (calculated):		
Sample Result:		
Sample Result 2 Sigma CSU (pCi/L, g, F):		
Sample Matrix Spike Result:		
Matrix Spike Result 2 Sigma CSU (pCi/L, g, F):		
Sample Matrix Spike Duplicate Result:		
Matrix Spike Duplicate Result 2 Sigma CSU (pCi/L, g, F):		
MS Numerical Performance Indicator:		
MSD Numerical Performance Indicator:		
MS Percent Recovery:		
MSD Percent Recovery:		
MS Status vs Numerical Indicator:		
MSD Status vs Numerical Indicator:		
MS Status vs Recovery:		
MSD Status vs Recovery:		
MS/MSD Upper % Recovery Limits:		
MS/MSD Lower % Recovery Limits:		

Duplicate Sample Assessment		
Sample I.D.:	LCS80821	Enter Duplicate sample IDs if other than LCS/LCSD in the space below.
Duplicate Sample I.D.	LCSD80821	
Sample Result (pCi/L, g, F):	2.977	
Sample Result 2 Sigma CSU (pCi/L, g, F):	0.725	
Sample Duplicate Result (pCi/L, g, F):	3.745	
Sample Duplicate Result 2 Sigma CSU (pCi/L, g, F):	0.869	
Are sample and/or duplicate results below RL?	NO	
Duplicate Numerical Performance Indicator:	-1.330	
(Based on the LCS/LCSD Percent Recoveries) Duplicate RPD:	23.28%	
Duplicate Status vs Numerical Indicator:	Pass	
Duplicate Status vs RPD:	Pass	
% RPD Limit:	36%	

Matrix Spike/Matrix Spike Duplicate Sample Assessment		
Sample I.D.		
Sample MS I.D.		
Sample MSD I.D.		
Sample Matrix Spike Result:		
Matrix Spike Result 2 Sigma CSU (pCi/L, g, F):		
Sample Matrix Spike Duplicate Result:		
Matrix Spike Duplicate Result 2 Sigma CSU (pCi/L, g, F):		
Duplicate Numerical Performance Indicator:		
(Based on the Percent Recoveries) MS/ MSD Duplicate RPD:		
MS/ MSD Duplicate Status vs Numerical Indicator:		
MS/ MSD Duplicate Status vs RPD:		
% RPD Limit:		

Evaluation of duplicate precision is not applicable if either the sample or duplicate results are below the MDC.

Comments:

VAL
8/28/24

CT
8-29-24

SURFACE WATER ANALYTICAL RESULTS (FEBRUARY 2024)

Pace Analytical Services, LLC
110 Technology Parkway
Peachtree Corners, GA 30092
(770)734-4200

February 26, 2024

Kelley Sharpe
ARCADIS - Atlanta
2839 Paces Ferry Rd
STE 900
Atlanta, GA 30339

RE: Project: Plant Hammond-CCR Ash Pond
Pace Project No.: 92714025

Dear Kelley Sharpe:

Enclosed are the analytical results for sample(s) received by the laboratory on February 16, 2024. The results relate only to the samples included in this report. Results reported herein conform to the applicable TNI/NELAC Standards and the laboratory's Quality Manual, where applicable, unless otherwise noted in the body of the report.

The test results provided in this final report were generated by each of the following laboratories within the Pace Network:

- Pace Analytical Services - Asheville
- Pace Analytical Services - Peachtree Corners, GA

If you have any questions concerning this report, please feel free to contact me.

Sincerely,

Maiya Parks

Maiya Parks
maiya.parks@pacelabs.com
770-734-4205
Project Manager

Enclosures

cc: Jordan Gamble, ARCADIS - Atlanta
Ben Hodges, Georgia Power-CCR
Christine Hug, Geosyntec Consultants, Inc.
Warren Johnson, ARCADIS - Atlanta
Allison Keefer, Southern Company
Laura Midkiff, Southern Company
Caroline Nelson, Geosyntec Consultants, Inc
Noelia Muskus Ruiz, Georgia Power
Tina Sullivan, ERM

REPORT OF LABORATORY ANALYSIS

This report shall not be reproduced, except in full,
without the written consent of Pace Analytical Services, LLC.

Pace Analytical Services, LLC
110 Technology Parkway
Peachtree Corners, GA 30092
(770)734-4200

CERTIFICATIONS

Project:	Plant Hammond-CCR Ash Pond
Pace Project No.:	92714025

Pace Analytical Services Asheville

2225 Riverside Drive, Asheville, NC 28804
Florida/NELAP Certification #: E87648
North Carolina Drinking Water Certification #: 37712
North Carolina Wastewater Certification #: 40
South Carolina Laboratory ID: 99030
South Carolina Certification #: 99030001
Virginia/VELAP Certification #: 460222

Pace Analytical Services Peachtree Corners

110 Technology Pkwy, Peachtree Corners, GA 30092
Florida DOH Certification #: E87315
Georgia DW Inorganics Certification #: 812
North Carolina Certification #: 381
South Carolina Certification #: 98011001
Virginia Certification #: 460204

This report shall not be reproduced, except in full,
without the written consent of Pace Analytical Services, LLC.

Pace Analytical Services, LLC
110 Technology Parkway
Peachtree Corners, GA 30092
(770)734-4200

SAMPLE SUMMARY

Project: Plant Hammond-CCR Ash Pond
Pace Project No.: 92714025

Lab ID	Sample ID	Matrix	Date Collected	Date Received
92714025001	**HAM-H-SCC NBR**	Water	02/16/24 11:25	02/16/24 15:55
92714025002	**HAM-H-SCC**	Water	02/16/24 11:10	02/16/24 15:55

This report shall not be reproduced, except in full,
without the written consent of Pace Analytical Services, LLC.

Pace Analytical Services, LLC
110 Technology Parkway
Peachtree Corners, GA 30092
(770)734-4200

SAMPLE ANALYTE COUNT

Project: Plant Hammond-CCR Ash Pond
Pace Project No.: 92714025

Lab ID	Sample ID	Method	Analysts	Analytes Reported	Laboratory
92714025001	**HAM-H-SCC NBR**	EPA 6010D	AJM	5	PASI-GA
		EPA 6020B	CW1	1	PASI-GA
		SM 2540C-2015	DL1	1	PASI-GA
		SM 2320B-2011	YEG	3	PASI-A
		EPA 9056A	JCM	3	PASI-A
92714025002	**HAM-H-SCC**	EPA 6010D	AJM	5	PASI-GA
		EPA 6020B	CW1	1	PASI-GA
		SM 2540C-2015	DL1	1	PASI-GA
		SM 2320B-2011	YEG	3	PASI-A
		EPA 9056A	JCM	3	PASI-A

PASI-A = Pace Analytical Services - Asheville
PASI-GA = Pace Analytical Services - Peachtree Corners, GA

This report shall not be reproduced, except in full,
without the written consent of Pace Analytical Services, LLC.

Pace Analytical Services, LLC
110 Technology Parkway
Peachtree Corners, GA 30092
(770)734-4200

ANALYTICAL RESULTS

Project: Plant Hammond-CCR Ash Pond
Pace Project No.: 92714025

Sample: HAM-H-SCC NBR **Lab ID: 92714025001** Collected: 02/16/24 11:25 Received: 02/16/24 15:55 Matrix: Water

Parameters	Results	Units	Report Limit	DF	Prepared	Analyzed	CAS No.	Qual
6010D ATL ICP	Analytical Method: EPA 6010D Preparation Method: EPA 3010A							
	Pace Analytical Services - Peachtree Corners, GA							
Boron	ND	mg/L	0.040	1	02/17/24 08:52	02/25/24 23:26	7440-42-8	
Potassium	**0.95**	mg/L	0.50	1	02/17/24 08:52	02/25/24 23:26	7440-09-7	
Sodium	**1.5**	mg/L	1.0	1	02/17/24 08:52	02/25/24 23:26	7440-23-5	
Calcium	**11.1**	mg/L	1.0	1	02/17/24 08:52	02/25/24 23:26	7440-70-2	M1
Magnesium	**2.2**	mg/L	0.050	1	02/17/24 08:52	02/25/24 23:26	7439-95-4	
6020 MET ICPMS	Analytical Method: EPA 6020B Preparation Method: EPA 3005A							
	Pace Analytical Services - Peachtree Corners, GA							
Molybdenum	ND	mg/L	0.010	1	02/17/24 06:56	02/20/24 12:56	7439-98-7	
2540C Total Dissolved Solids	Analytical Method: SM 2540C-2015							
	Pace Analytical Services - Peachtree Corners, GA							
Total Dissolved Solids	**96.0**	mg/L	25.0	1		02/19/24 15:45		
2320B Alkalinity	Analytical Method: SM 2320B-2011							
	Pace Analytical Services - Asheville							
Alkalinity,Bicarbonate (CaCO3)	**28.5**	mg/L	5.0	1		02/19/24 12:34		
Alkalinity,Carbonate (CaCO3)	ND	mg/L	5.0	1		02/19/24 12:34		
Alkalinity, Total as CaCO3	**28.5**	mg/L	5.0	1		02/19/24 12:34		
9056 IC anions 28 Days	Analytical Method: EPA 9056A							
	Pace Analytical Services - Asheville							
Chloride	**1.2**	mg/L	1.0	1		02/18/24 20:51	16887-00-6	
Fluoride	ND	mg/L	0.10	1		02/18/24 20:51	16984-48-8	
Sulfate	**9.6**	mg/L	1.0	1		02/18/24 20:51	14808-79-8	

This report shall not be reproduced, except in full,
without the written consent of Pace Analytical Services, LLC.

Pace Analytical Services, LLC
110 Technology Parkway
Peachtree Corners, GA 30092
(770)734-4200

ANALYTICAL RESULTS

Project: Plant Hammond-CCR Ash Pond
Pace Project No.: 92714025

Sample: HAM-H-SCC **Lab ID: 92714025002** Collected: 02/16/24 11:10 Received: 02/16/24 15:55 Matrix: Water

Parameters	Results	Units	Report Limit	DF	Prepared	Analyzed	CAS No.	Qual
6010D ATL ICP	Analytical Method: EPA 6010D Preparation Method: EPA 3010A							
	Pace Analytical Services - Peachtree Corners, GA							
Boron	ND	mg/L	0.040	1	02/17/24 08:52	02/25/24 23:46	7440-42-8	
Potassium	**1.1**	mg/L	0.50	1	02/17/24 08:52	02/25/24 23:46	7440-09-7	
Sodium	**1.5**	mg/L	1.0	1	02/17/24 08:52	02/25/24 23:46	7440-23-5	
Calcium	**10.9**	mg/L	1.0	1	02/17/24 08:52	02/25/24 23:46	7440-70-2	
Magnesium	**2.2**	mg/L	0.050	1	02/17/24 08:52	02/25/24 23:46	7439-95-4	
6020 MET ICPMS	Analytical Method: EPA 6020B Preparation Method: EPA 3005A							
	Pace Analytical Services - Peachtree Corners, GA							
Molybdenum	ND	mg/L	0.010	1	02/17/24 06:56	02/20/24 13:01	7439-98-7	
2540C Total Dissolved Solids	Analytical Method: SM 2540C-2015							
	Pace Analytical Services - Peachtree Corners, GA							
Total Dissolved Solids	**71.0**	mg/L	25.0	1		02/19/24 15:46		
2320B Alkalinity	Analytical Method: SM 2320B-2011							
	Pace Analytical Services - Asheville							
Alkalinity,Bicarbonate (CaCO3)	**29.5**	mg/L	5.0	1		02/19/24 12:50		
Alkalinity,Carbonate (CaCO3)	ND	mg/L	5.0	1		02/19/24 12:50		
Alkalinity, Total as CaCO3	**29.5**	mg/L	5.0	1		02/19/24 12:50		
9056 IC anions 28 Days	Analytical Method: EPA 9056A							
	Pace Analytical Services - Asheville							
Chloride	**1.3**	mg/L	1.0	1		02/18/24 21:06	16887-00-6	
Fluoride	ND	mg/L	0.10	1		02/18/24 21:06	16984-48-8	
Sulfate	**9.2**	mg/L	1.0	1		02/18/24 21:06	14808-79-8	

This report shall not be reproduced, except in full,
without the written consent of Pace Analytical Services, LLC.

Pace Analytical Services, LLC
110 Technology Parkway
Peachtree Corners, GA 30092
(770)734-4200

QUALITY CONTROL DATA

Project: Plant Hammond-CCR Ash Pond
Pace Project No.: 92714025

QC Batch: 833152
QC Batch Method: EPA 3010A
Analysis Method: EPA 6010D
Analysis Description: 6010D ATL
Laboratory: Pace Analytical Services - Peachtree Corners, GA
Associated Lab Samples: 92714025001, 92714025002

METHOD BLANK: 4305559
Matrix: Water
Associated Lab Samples: 92714025001, 92714025002

Parameter	Units	Blank Result	Reporting Limit	Analyzed	Qualifiers
Boron	mg/L	ND	0.040	02/25/24 23:16	
Calcium	mg/L	ND	1.0	02/25/24 23:16	
Magnesium	mg/L	ND	0.050	02/25/24 23:16	
Potassium	mg/L	ND	0.50	02/25/24 23:16	
Sodium	mg/L	ND	1.0	02/25/24 23:16	

LABORATORY CONTROL SAMPLE: 4305560

Parameter	Units	Spike Conc.	LCS Result	LCS % Rec	% Rec Limits	Qualifiers
Boron	mg/L	1	1.0	100	80-120	
Calcium	mg/L	1	.95J	95	80-120	
Magnesium	mg/L	1	1.0	100	80-120	
Potassium	mg/L	1	0.93	93	80-120	
Sodium	mg/L	1	.94J	94	80-120	

MATRIX SPIKE & MATRIX SPIKE DUPLICATE: 4305561 4305562

Parameter	Units	92714025001 Result	MS Spike Conc.	MSD Spike Conc.	MS Result	MSD Result	MS % Rec	MSD % Rec	% Rec Limits	RPD	Max RPD	Qual
Boron	mg/L	ND	1	1	1.1	1.1	103	104	75-125	1	20	
Calcium	mg/L	11.1	1	1	12.1	12.3	106	127	75-125	2	20	M1
Magnesium	mg/L	2.2	1	1	3.3	3.3	106	110	75-125	1	20	
Potassium	mg/L	0.95	1	1	1.9	1.9	94	96	75-125	1	20	
Sodium	mg/L	1.5	1	1	2.5	2.5	104	106	75-125	1	20	

Results presented on this page are in the units indicated by the "Units" column except where an alternate unit is presented to the right of the result.

This report shall not be reproduced, except in full,
without the written consent of Pace Analytical Services, LLC.

Pace Analytical Services, LLC
110 Technology Parkway
Peachtree Corners, GA 30092
(770)734-4200

QUALITY CONTROL DATA

Project: Plant Hammond-CCR Ash Pond
Pace Project No.: 92714025

QC Batch: 833135
QC Batch Method: EPA 3005A
Analysis Method: EPA 6020B
Analysis Description: 6020 MET
Laboratory: Pace Analytical Services - Peachtree Corners, GA
Associated Lab Samples: 92714025001, 92714025002

METHOD BLANK: 4305529
Matrix: Water
Associated Lab Samples: 92714025001, 92714025002

Parameter	Units	Blank Result	Reporting Limit	Analyzed	Qualifiers
Molybdenum	mg/L	ND	0.010	02/20/24 12:48	

LABORATORY CONTROL SAMPLE: 4305530

Parameter	Units	Spike Conc.	LCS Result	LCS % Rec	% Rec Limits	Qualifiers
Molybdenum	mg/L	0.1	0.098	98	80-120	

MATRIX SPIKE & MATRIX SPIKE DUPLICATE: 4305531 4305532

Parameter	Units	92713838027 Result	MS Spike Conc.	MSD Spike Conc.	MS Result	MSD Result	MS % Rec	MSD % Rec	% Rec Limits	RPD	Max RPD	Qual
Molybdenum	mg/L	ND	0.1	0.1	0.098	0.099	98	99	75-125	1	20	

Results presented on this page are in the units indicated by the "Units" column except where an alternate unit is presented to the right of the result.

REPORT OF LABORATORY ANALYSIS

This report shall not be reproduced, except in full,
without the written consent of Pace Analytical Services, LLC.

Pace Analytical Services, LLC
110 Technology Parkway
Peachtree Corners, GA 30092
(770)734-4200

QUALITY CONTROL DATA

Project: Plant Hammond-CCR Ash Pond
Pace Project No.: 92714025

QC Batch: 833306
QC Batch Method: SM 2540C-2015
Analysis Method: SM 2540C-2015
Analysis Description: 2540C Total Dissolved Solids
Laboratory: Pace Analytical Services - Peachtree Corners, GA
Associated Lab Samples: 92714025001, 92714025002

METHOD BLANK: 4306003
Matrix: Water
Associated Lab Samples: 92714025001, 92714025002

Parameter	Units	Blank Result	Reporting Limit	Analyzed	Qualifiers
Total Dissolved Solids	mg/L	ND	25.0	02/19/24 15:42	

LABORATORY CONTROL SAMPLE: 4306004

Parameter	Units	Spike Conc.	LCS Result	LCS % Rec	% Rec Limits	Qualifiers
Total Dissolved Solids	mg/L	400	390	98	80-120	

SAMPLE DUPLICATE: 4306005

Parameter	Units	92713562001 Result	Dup Result	RPD	Max RPD	Qualifiers
Total Dissolved Solids	mg/L	66.0	70.0	6	10	

SAMPLE DUPLICATE: 4306006

Parameter	Units	92714026001 Result	Dup Result	RPD	Max RPD	Qualifiers
Total Dissolved Solids	mg/L	75.0	82.0	9	10	

Results presented on this page are in the units indicated by the "Units" column except where an alternate unit is presented to the right of the result.

REPORT OF LABORATORY ANALYSIS

This report shall not be reproduced, except in full,
without the written consent of Pace Analytical Services, LLC.

Pace Analytical Services, LLC
110 Technology Parkway
Peachtree Corners, GA 30092
(770)734-4200

QUALITY CONTROL DATA

Project: Plant Hammond-CCR Ash Pond
Pace Project No.: 92714025

QC Batch: 833280
QC Batch Method: SM 2320B-2011
Analysis Method: SM 2320B-2011
Analysis Description: 2320B Alkalinity
Laboratory: Pace Analytical Services - Asheville
Associated Lab Samples: 92714025001, 92714025002

METHOD BLANK: 4305898 Matrix: Water
Associated Lab Samples: 92714025001, 92714025002

Parameter	Units	Blank Result	Reporting Limit	Analyzed	Qualifiers
Alkalinity, Total as CaCO3	mg/L	ND	5.0	02/19/24 11:38	
Alkalinity,Bicarbonate (CaCO3)	mg/L	ND	5.0	02/19/24 11:38	
Alkalinity,Carbonate (CaCO3)	mg/L	ND	5.0	02/19/24 11:38	

LABORATORY CONTROL SAMPLE: 4305899

Parameter	Units	Spike Conc.	LCS Result	LCS % Rec	% Rec Limits	Qualifiers
Alkalinity, Total as CaCO3	mg/L	50	50.9	102	80-120	

LABORATORY CONTROL SAMPLE: 4305900

Parameter	Units	Spike Conc.	LCS Result	LCS % Rec	% Rec Limits	Qualifiers
Alkalinity, Total as CaCO3	mg/L	50	51.5	103	80-120	

MATRIX SPIKE & MATRIX SPIKE DUPLICATE: 4305901 4305902

Parameter	Units	92714030002 Result	MS Spike Conc.	MSD Spike Conc.	MS Result	MSD Result	MS % Rec	MSD % Rec	% Rec Limits	RPD	Max RPD	Qual
Alkalinity, Total as CaCO3	mg/L	74.6	50	50	123	123	97	96	80-120	0	25	

MATRIX SPIKE & MATRIX SPIKE DUPLICATE: 4305903 4305904

Parameter	Units	92714030003 Result	MS Spike Conc.	MSD Spike Conc.	MS Result	MSD Result	MS % Rec	MSD % Rec	% Rec Limits	RPD	Max RPD	Qual
Alkalinity, Total as CaCO3	mg/L	68.8	50	50	116	117	95	96	80-120	0	25	

Results presented on this page are in the units indicated by the "Units" column except where an alternate unit is presented to the right of the result.

This report shall not be reproduced, except in full,
without the written consent of Pace Analytical Services, LLC.

Pace Analytical Services, LLC
110 Technology Parkway
Peachtree Corners, GA 30092
(770)734-4200

QUALITY CONTROL DATA

Project: Plant Hammond-CCR Ash Pond
Pace Project No.: 92714025

QC Batch: 833254
QC Batch Method: EPA 9056A
Analysis Method: EPA 9056A
Analysis Description: 9056 IC anions 28 Days
Laboratory: Pace Analytical Services - Asheville
Associated Lab Samples: 92714025001, 92714025002

METHOD BLANK: 4305830 Matrix: Water
Associated Lab Samples: 92714025001, 92714025002

Parameter	Units	Blank Result	Reporting Limit	Analyzed	Qualifiers
Chloride	mg/L	ND	1.0	02/19/24 17:36	
Fluoride	mg/L	ND	0.10	02/19/24 17:36	
Sulfate	mg/L	ND	1.0	02/19/24 17:36	

LABORATORY CONTROL SAMPLE: 4305831

Parameter	Units	Spike Conc.	LCS Result	LCS % Rec	% Rec Limits	Qualifiers
Chloride	mg/L	50	50.2	100	90-110	
Fluoride	mg/L	2.5	2.4	96	90-110	
Sulfate	mg/L	50	50.1	100	90-110	

MATRIX SPIKE & MATRIX SPIKE DUPLICATE: 4305832 4305833

Parameter	Units	92714025002 Result	MS Spike Conc.	MSD Spike Conc.	MS Result	MSD Result	MS % Rec	MSD % Rec	% Rec Limits	RPD	Max RPD	Qual
Chloride	mg/L	1.3	50	50	53.7	54.4	105	106	90-110	1	10	
Fluoride	mg/L	ND	2.5	2.5	2.5	2.6	98	100	90-110	2	10	
Sulfate	mg/L	9.2	50	50	62.0	62.7	106	107	90-110	1	10	

MATRIX SPIKE & MATRIX SPIKE DUPLICATE: 4305834 4305835

Parameter	Units	92713850001 Result	MS Spike Conc.	MSD Spike Conc.	MS Result	MSD Result	MS % Rec	MSD % Rec	% Rec Limits	RPD	Max RPD	Qual
Chloride	mg/L	42.4	50	50	94.1	95.9	103	107	90-110	2	10	
Fluoride	mg/L	0.29	2.5	2.5	2.8	2.9	100	104	90-110	3	10	
Sulfate	mg/L	26.6	50	50	78.9	80.4	105	108	90-110	2	10	

Results presented on this page are in the units indicated by the "Units" column except where an alternate unit is presented to the right of the result.

This report shall not be reproduced, except in full,
without the written consent of Pace Analytical Services, LLC.

Pace Analytical Services, LLC
110 Technology Parkway
Peachtree Corners, GA 30092
(770)734-4200

QUALIFIERS

Project: Plant Hammond-CCR Ash Pond
Pace Project No.: 92714025

DEFINITIONS

DF - Dilution Factor, if reported, represents the factor applied to the reported data due to dilution of the sample aliquot.

ND - Not Detected at or above adjusted reporting limit.

TNTC - Too Numerous To Count

J - Estimated concentration above the adjusted method detection limit and below the adjusted reporting limit.

MDL - Adjusted Method Detection Limit.

PQL - Practical Quantitation Limit.

RL - Reporting Limit - The lowest concentration value that meets project requirements for quantitative data with known precision and bias for a specific analyte in a specific matrix.

S - Surrogate

1,2-Diphenylhydrazine decomposes to and cannot be separated from Azobenzene using Method 8270. The result for each analyte is a combined concentration.

Consistent with EPA guidelines, unrounded data are displayed and have been used to calculate % recovery and RPD values.

LCS(D) - Laboratory Control Sample (Duplicate)

MS(D) - Matrix Spike (Duplicate)

DUP - Sample Duplicate

RPD - Relative Percent Difference

NC - Not Calculable.

SG - Silica Gel - Clean-Up

U - Indicates the compound was analyzed for, but not detected.

Acid preservation may not be appropriate for 2 Chloroethylvinyl ether.

A separate vial preserved to a pH of 4-5 is recommended in SW846 Chapter 4 for the analysis of Acrolein and Acrylonitrile by EPA Method 8260.

N-Nitrosodiphenylamine decomposes and cannot be separated from Diphenylamine using Method 8270. The result reported for each analyte is a combined concentration.

Reported results are not rounded until the final step prior to reporting. Therefore, calculated parameters that are typically reported as "Total" may vary slightly from the sum of the reported component parameters.

Pace Analytical is TNI accredited. Contact your Pace PM for the current list of accredited analytes.

TNI - The NELAC Institute.

ANALYTE QUALIFIERS

M1 Matrix spike recovery exceeded QC limits. Batch accepted based on laboratory control sample (LCS) recovery.

This report shall not be reproduced, except in full,
without the written consent of Pace Analytical Services, LLC.

Pace Analytical Services, LLC
110 Technology Parkway
Peachtree Corners, GA 30092
(770)734-4200

QUALITY CONTROL DATA CROSS REFERENCE TABLE

Project: Plant Hammond-CCR Ash Pond
Pace Project No.: 92714025

Lab ID	Sample ID	QC Batch Method	QC Batch	Analytical Method	Analytical Batch
92714025001	**HAM-H-SCC NBR**	EPA 3010A	833152	EPA 6010D	833185
92714025002	**HAM-H-SCC**	EPA 3010A	833152	EPA 6010D	833185
92714025001	**HAM-H-SCC NBR**	EPA 3005A	833135	EPA 6020B	833184
92714025002	**HAM-H-SCC**	EPA 3005A	833135	EPA 6020B	833184
92714025001	**HAM-H-SCC NBR**	SM 2540C-2015	833306		
92714025002	**HAM-H-SCC**	SM 2540C-2015	833306		
92714025001	**HAM-H-SCC NBR**	SM 2320B-2011	833280		
92714025002	**HAM-H-SCC**	SM 2320B-2011	833280		
92714025001	**HAM-H-SCC NBR**	EPA 9056A	833254		
92714025002	**HAM-H-SCC**	EPA 9056A	833254		

This report shall not be reproduced, except in full,
without the written consent of Pace Analytical Services, LLC.

Pace Analytical

CHAIN-OF-CUSTODY / Analytical Request Document

The Chain-of-Custody is a LEGAL DOCUMENT. All relevant fields must

WO# : 92714025

92714025

Section A
Required Client Information:

Company:	ARCADIS - Atlanta
Address:	2839 Paces Ferry Rd
	Atlanta, GA 30339
Email:	warren johnson@arcadis.com
Phone:	678.485.5298 Fax:
Requested Due Date:	5 day TAT

Section B
Required Project Information:

Report To:	Kristen Jurinko, Noelia Gangi, Ben Hodges
Copy To:	Warren Johnson
Purchase Order #:	GPC11066180
Project Name:	Plant Hammond/CCR Ash Pond Closure
Project #:	

Section C
Invoice Information:

Attention:	Kristen Jurinko
Company Name:	GPC
Address:	
Pace Quote:	
Pace Project Manager:	Mayia.Parks@pacelabs.com,
Pace Profile #:	12500

Regulatory Agency	
State / Location	
GA	

SAMPLE ID
One Character per box.
(A-Z, 0-9 / , -)
Sample Ids must be unique

MATRIX	CODE
Drinking Water	DW
Water	WT
Waste Water	WW
Product	P
Soil/Solid	SL
Oil	OL
Wipe	WP
Air	AR
Other	OT
Tissue	TS

ITEM #	SAMPLE ID	MATRIX CODE (see valid codes to left)	SAMPLE TYPE (G=GRAB C=COMP)	COLLECTED START DATE	COLLECTED START TIME	COLLECTED END DATE	COLLECTED END TIME	SAMPLE TEMP AT COLLECTION	# OF CONTAINERS	Preservatives: Unpreserved	H2SO4	HNO3	HCl	NaOH	Na2S2O3	Methanol	Other	Analyses Test (Y/N)	Alkalinity (Total /B/Carb)	CL, F, SO4	TDS	App III Metals - B, Ca	App IV Metals - Co only	App IV Metals - Mo only	App IV Metals - Co, Mo	Metals - Mg, Na, K					Residual Chlorine (Y/N)	
1	HAM-H-SCC-NBR	WS	G	2/16/24	1125				3	X		X							X	X	X	X		X		X						
2	HAM-H-SCC	WS	G	2/16/24	1110				3	X		X							X	X	X	X		X		X						
3																																
4																																
5																																
6																																
7																																
8																																
9																																
10																																
11																																

ADDITIONAL COMMENTS	RELINQUISHED BY / AFFILIATION	DATE	TIME	ACCEPTED BY / AFFILIATION	DATE	TIME	SAMPLE CONDITIONS
CCR App III[1] - Boron, Calcium, Chloride, Floride, Sulfate, TDS	/ Arcadis	2/16/24	1555	/ Pace	2/16/24	1555	
Major Ions - Mg, Na, K, total alkalinity, bicarbonate alkalinity							
HAM-CSURF-ASSMT-2024S1							

SAMPLER NAME AND SIGNATURE

PRINT Name of SAMPLER: Gracelyn G

SIGNATURE of SAMPLER:

DATE Signed: 2-16-24

TEMP in C	Received on Ice (Y/N)	Custody Sealed Cooler (Y/N)	Samples Intact (Y/N)

Pace Analytical Services	DC#_Title: ENV-FRM-HUN1-0083 v03_Sample Condition Upon Receipt
	Effective Date: 12/01/2023

Laboratory receiving samples:
Asheville ☐ Eden ☐ Greenwood ☐ Huntersville ☐ Raleigh ☐ Mechanicsville ☐ Atlanta ☑ Kernersville ☐

Sample Condition Upon Receipt

Client Name: Arcadis

Project WO#: 92714025
Due Date: 02/26/24
PM: MP
CLIENT: GA-ArcadAtl

Courier: ☐ Commercial ☐ Fed Ex ☐ UPS ☐ USPS ☐ Other:____ ☑ Client ☑ Pace 2/16/24 SG

Custody Seal Present? ☑ Yes ☐ No **Seals Intact?** ☑ Yes ☐ No ☐ N/A

Date/Initials Person Examining Contents: 2/16/24 SG

Packing Material: ☑ Bubble Wrap ☐ Bubble Bags ☐ None ☐ Other

Biological Tissue Frozen? ☐ Yes ☐ No ☐ N/A

Thermometer: ☑ IR Gun ID: 230

Type of Ice: ☑ Wet ☐ Blue ☐ None

Cooler Temp: 3.0

Correction Factor: Add/Subtract (°C) +0.1

Cooler Temp Corrected (°C): 3.1

Temp should be above freezing to 6°C
☐ Samples out of temp criteria. Samples on ice, cooling process has begun

USDA Regulated Soil (☐ N/A, water sample)
Did samples originate in a quarantine zone within the United States: CA, NY, or SC (check maps)? ☐ Yes ☐ No

Did samples originate from a foreign source (internationally, including Hawaii and Puerto Rico)? ☐ Yes ☐ No

				Comments/Discrepancy:
Chain of Custody Present?	☑ Yes	☐ No	☐ N/A	1.
Samples Arrived within Hold Time?	☑ Yes	☐ No	☐ N/A	2.
Short Hold Time Analysis (<72 hr.)?	☑ Yes	☐ No	☐ N/A	3.
Rush Turn Around Time Requested?	☐ Yes	☑ No	☐ N/A	4.
Sufficient Volume?	☑ Yes	☐ No	☐ N/A	5.
Correct Containers Used?	☑ Yes	☐ No	☐ N/A	6.
-Pace Containers Used?	☑ Yes	☐ No	☐ N/A	
Containers Intact?	☑ Yes	☐ No	☐ N/A	7.
Dissolved analysis: Samples Field Filtered?	☑ Yes	☐ No	☐ N/A	8.
Sample Labels Match COC? -Includes Date/Time/ID/Analysis Matrix: W	☑ Yes	☐ No	☐ N/A	9.
Headspace in VOA Vials (>5-6mm)?	☐ Yes	☐ No	☑ N/A	10.
Trip Blank Present?	☐ Yes	☐ No	☑ N/A	11.
Trip Blank Custody Seals Present?	☐ Yes	☐ No	☑ N/A	

Field Data Required? ☐ Yes ☐ No

COMMENTS/SAMPLE DISCREPANCY

Lot ID of split containers:

CLIENT NOTIFICATION/RESOLUTION

Person contacted: _____ Date/Time: _____

Project Manager SCURF Review: _____ **Date:** _____

Project Manager SRF Review: _____ **Date:** _____

*Check mark top half of box if pH and/or dechlorination is verified and within the acceptance range for preservation samples.

Exceptions: VOA, Coliform, TOC, Oil and Grease, DRO/8015 (water) DOC, LLHg

**Bottom half of box is to list number of bottles

***Check all unpreserved Nitrates for chlorine

Project # WO#: 92714025 Due Date: 02/26/24

PM: MP

CLIENT: GA-ArcadAtl

Item#	BP4U-125 mL Plastic Unpreserved (N/A) (Cl-)	BP3U-250 mL Plastic Unpreserved (N/A)	BP2U-500 mL Plastic Unpreserved (N/A)	BP1U-1 liter Plastic Unpreserved (N/A)	BP4S-125 mL Plastic H2SO4 (pH < 2) (Cl-)	BP3N-250 mL plastic HNO3 (pH < 2)	BP4Z-125 mL Plastic ZN Acetate & NaOH (>9)	BP4B-125 mL Plastic NaOH (pH > 12) (Cl-)	WGFU-Wide-mouthed Glass jar Unpreserved	AG1U-1 liter Amber Unpreserved (N/A) (Cl-)	AG1H-1 liter Amber HCl (pH < 2)	AG3U-250 mL Amber Unpreserved (N/A) (Cl-)	AG1S-1 liter Amber H2SO4 (pH < 2)	AG3S-250 mL Amber H2SO4 (pH < 2)	DG94-40 mL Amber NH4Cl (N/A)(Cl-)	DG9H-40 mL VOA HCl (N/A)	VG9T-40 mL VOA Na2S2O3 (N/A)	VG9U-40 mL VOA Unpreserved (N/A)	DG9V-40 mL VOA H3PO4 (N/A)	KP7U-50 mL Plastic Unpreserved (N/A)	V/GK (3 vials per kit)-VPH/Gas kit (N/A)	SP5T-125 mL Sterile Plastic (N/A – lab)	SP2T-250 mL Sterile Plastic (N/A – lab)		BP3R-250 mL Plastic (NH2)2SO4 (9.3-9.7)	AG0U-100 mL Amber Unpreserved (N/A) (Cl-)	VSGU-20 mL Scintillation vials (N/A)	DG9U-40 mL Amber Unpreserved vials (N/A)
1			2			1																						
2			2			1																						
3																												
4																												
5																												
6																												
7																												
8																												
9																												
10																												
11																												
12																												

pH Adjustment Log for Preserved Samples

Sample ID	Type of Preservative	pH upon receipt	Date preservation adjusted	Time preservation adjusted	Amount of Preservative added	Lot #

Note: Whenever there is a discrepancy affecting North Carolina compliance samples, a copy of this form will be sent to the North Carolina DENR Certification Office (i.e. Out of hold, incorrect preservative, out of temp, incorrect containers.

Pace Analytical Services, LLC
110 Technology Parkway
Peachtree Corners, GA 30092
(770)734-4200

February 26, 2024

Kelley Sharpe
ARCADIS - Atlanta
2839 Paces Ferry Rd
STE 900
Atlanta, GA 30339

RE: Project: Plant Hammond-CCR Ash Pond
Pace Project No.: 92714026

Dear Kelley Sharpe:

Enclosed are the analytical results for sample(s) received by the laboratory on February 16, 2024. The results relate only to the samples included in this report. Results reported herein conform to the applicable TNI/NELAC Standards and the laboratory's Quality Manual, where applicable, unless otherwise noted in the body of the report.

The test results provided in this final report were generated by each of the following laboratories within the Pace Network:

- Pace Analytical Services - Asheville
- Pace Analytical Services - Peachtree Corners, GA

If you have any questions concerning this report, please feel free to contact me.

Sincerely,

Maiya Parks

Maiya Parks
maiya.parks@pacelabs.com
770-734-4205
Project Manager

Enclosures

cc: Jordan Gamble, ARCADIS - Atlanta
Ben Hodges, Georgia Power-CCR
Christine Hug, Geosyntec Consultants, Inc.
Warren Johnson, ARCADIS - Atlanta
Allison Keefer, Southern Company
Laura Midkiff, Southern Company
Caroline Nelson, Geosyntec Consultants, Inc
Noelia Muskus Ruiz, Georgia Power
Tina Sullivan, ERM

REPORT OF LABORATORY ANALYSIS

This report shall not be reproduced, except in full,
without the written consent of Pace Analytical Services, LLC.

Pace Analytical Services, LLC
110 Technology Parkway
Peachtree Corners, GA 30092
(770)734-4200

CERTIFICATIONS

Project: Plant Hammond-CCR Ash Pond
Pace Project No.: 92714026

Pace Analytical Services Asheville
2225 Riverside Drive, Asheville, NC 28804
Florida/NELAP Certification #: E87648
North Carolina Drinking Water Certification #: 37712
North Carolina Wastewater Certification #: 40
South Carolina Laboratory ID: 99030
South Carolina Certification #: 99030001
Virginia/VELAP Certification #: 460222

Pace Analytical Services Peachtree Corners
110 Technology Pkwy, Peachtree Corners, GA 30092
Florida DOH Certification #: E87315
Georgia DW Inorganics Certification #: 812
North Carolina Certification #: 381
South Carolina Certification #: 98011001
Virginia Certification #: 460204

This report shall not be reproduced, except in full,
without the written consent of Pace Analytical Services, LLC.

Pace Analytical Services, LLC
110 Technology Parkway
Peachtree Corners, GA 30092
(770)734-4200

SAMPLE SUMMARY

Project: Plant Hammond-CCR Ash Pond
Pace Project No.: 92714026

Lab ID	Sample ID	Matrix	Date Collected	Date Received
92714026001	**HAM-H+0.25**	Water	02/16/24 12:12	02/16/24 15:55

This report shall not be reproduced, except in full,
without the written consent of Pace Analytical Services, LLC.

Pace Analytical Services, LLC
110 Technology Parkway
Peachtree Corners, GA 30092
(770)734-4200

SAMPLE ANALYTE COUNT

Project: Plant Hammond-CCR Ash Pond
Pace Project No.: 92714026

Lab ID	Sample ID	Method	Analysts	Analytes Reported	Laboratory
92714026001	**HAM-H+0.25**	EPA 6010D	AJM	5	PASI-GA
		EPA 6020B	CW1	2	PASI-GA
		SM 2540C-2015	DL1	1	PASI-GA
		SM 2320B-2011	YEG	3	PASI-A
		EPA 9056A	JCM	3	PASI-A

PASI-A = Pace Analytical Services - Asheville
PASI-GA = Pace Analytical Services - Peachtree Corners, GA

This report shall not be reproduced, except in full,
without the written consent of Pace Analytical Services, LLC.

Pace Analytical Services, LLC
110 Technology Parkway
Peachtree Corners, GA 30092
(770)734-4200

ANALYTICAL RESULTS

Project: Plant Hammond-CCR Ash Pond
Pace Project No.: 92714026

Sample: HAM-H+0.25 **Lab ID: 92714026001** Collected: 02/16/24 12:12 Received: 02/16/24 15:55 Matrix: Water

Parameters	Results	Units	Report Limit	DF	Prepared	Analyzed	CAS No.	Qual
6010D ATL ICP	Analytical Method: EPA 6010D Preparation Method: EPA 3010A							
	Pace Analytical Services - Peachtree Corners, GA							
Boron	ND	mg/L	0.040	1	02/17/24 08:52	02/25/24 23:50	7440-42-8	
Potassium	**1.9**	mg/L	0.50	1	02/17/24 08:52	02/25/24 23:50	7440-09-7	
Sodium	**3.3**	mg/L	1.0	1	02/17/24 08:52	02/25/24 23:50	7440-23-5	
Calcium	**9.7**	mg/L	1.0	1	02/17/24 08:52	02/25/24 23:50	7440-70-2	
Magnesium	**2.5**	mg/L	0.050	1	02/17/24 08:52	02/25/24 23:50	7439-95-4	
6020 MET ICPMS	Analytical Method: EPA 6020B Preparation Method: EPA 3005A							
	Pace Analytical Services - Peachtree Corners, GA							
Cobalt	ND	mg/L	0.0050	1	02/17/24 06:56	02/20/24 13:05	7440-48-4	
Molybdenum	ND	mg/L	0.010	1	02/17/24 06:56	02/20/24 13:05	7439-98-7	
2540C Total Dissolved Solids	Analytical Method: SM 2540C-2015							
	Pace Analytical Services - Peachtree Corners, GA							
Total Dissolved Solids	**75.0**	mg/L	25.0	1		02/19/24 15:47		
2320B Alkalinity	Analytical Method: SM 2320B-2011							
	Pace Analytical Services - Asheville							
Alkalinity,Bicarbonate (CaCO3)	**29.9**	mg/L	5.0	1		02/19/24 12:56		
Alkalinity,Carbonate (CaCO3)	ND	mg/L	5.0	1		02/19/24 12:56		
Alkalinity, Total as CaCO3	**29.9**	mg/L	5.0	1		02/19/24 12:56		
9056 IC anions 28 Days	Analytical Method: EPA 9056A							
	Pace Analytical Services - Asheville							
Chloride	**3.8**	mg/L	1.0	1		02/18/24 21:52	16887-00-6	
Fluoride	ND	mg/L	0.10	1		02/18/24 21:52	16984-48-8	
Sulfate	**5.4**	mg/L	1.0	1		02/18/24 21:52	14808-79-8	

This report shall not be reproduced, except in full,
without the written consent of Pace Analytical Services, LLC.

Pace Analytical Services, LLC
110 Technology Parkway
Peachtree Corners, GA 30092
(770)734-4200

QUALITY CONTROL DATA

Project: Plant Hammond-CCR Ash Pond
Pace Project No.: 92714026

QC Batch: 833152
QC Batch Method: EPA 3010A
Analysis Method: EPA 6010D
Analysis Description: 6010D ATL
Laboratory: Pace Analytical Services - Peachtree Corners, GA
Associated Lab Samples: 92714026001

METHOD BLANK: 4305559
Matrix: Water
Associated Lab Samples: 92714026001

Parameter	Units	Blank Result	Reporting Limit	Analyzed	Qualifiers
Boron	mg/L	ND	0.040	02/25/24 23:16	
Calcium	mg/L	ND	1.0	02/25/24 23:16	
Magnesium	mg/L	ND	0.050	02/25/24 23:16	
Potassium	mg/L	ND	0.50	02/25/24 23:16	
Sodium	mg/L	ND	1.0	02/25/24 23:16	

LABORATORY CONTROL SAMPLE: 4305560

Parameter	Units	Spike Conc.	LCS Result	LCS % Rec	% Rec Limits	Qualifiers
Boron	mg/L	1	1.0	100	80-120	
Calcium	mg/L	1	.95J	95	80-120	
Magnesium	mg/L	1	1.0	100	80-120	
Potassium	mg/L	1	0.93	93	80-120	
Sodium	mg/L	1	.94J	94	80-120	

MATRIX SPIKE & MATRIX SPIKE DUPLICATE: 4305561 4305562

Parameter	Units	92714025001 Result	MS Spike Conc.	MSD Spike Conc.	MS Result	MSD Result	MS % Rec	MSD % Rec	% Rec Limits	RPD	Max RPD	Qual
Boron	mg/L	ND	1	1	1.1	1.1	103	104	75-125	1	20	
Calcium	mg/L	11.1	1	1	12.1	12.3	106	127	75-125	2	20	M1
Magnesium	mg/L	2.2	1	1	3.3	3.3	106	110	75-125	1	20	
Potassium	mg/L	0.95	1	1	1.9	1.9	94	96	75-125	1	20	
Sodium	mg/L	1.5	1	1	2.5	2.5	104	106	75-125	1	20	

Results presented on this page are in the units indicated by the "Units" column except where an alternate unit is presented to the right of the result.

This report shall not be reproduced, except in full,
without the written consent of Pace Analytical Services, LLC.

Pace Analytical Services, LLC
110 Technology Parkway
Peachtree Corners, GA 30092
(770)734-4200

QUALITY CONTROL DATA

Project: Plant Hammond-CCR Ash Pond
Pace Project No.: 92714026

QC Batch: 833135
QC Batch Method: EPA 3005A
Analysis Method: EPA 6020B
Analysis Description: 6020 MET
Laboratory: Pace Analytical Services - Peachtree Corners, GA
Associated Lab Samples: 92714026001

METHOD BLANK: 4305529 Matrix: Water
Associated Lab Samples: 92714026001

Parameter	Units	Blank Result	Reporting Limit	Analyzed	Qualifiers
Cobalt	mg/L	ND	0.0050	02/20/24 12:48	
Molybdenum	mg/L	ND	0.010	02/20/24 12:48	

LABORATORY CONTROL SAMPLE: 4305530

Parameter	Units	Spike Conc.	LCS Result	LCS % Rec	% Rec Limits	Qualifiers
Cobalt	mg/L	0.1	0.098	98	80-120	
Molybdenum	mg/L	0.1	0.098	98	80-120	

MATRIX SPIKE & MATRIX SPIKE DUPLICATE: 4305531 4305532

Parameter	Units	92713838027 Result	MS Spike Conc.	MSD Spike Conc.	MS Result	MSD Result	MS % Rec	MSD % Rec	% Rec Limits	RPD	Max RPD	Qual
Cobalt	mg/L	ND	0.1	0.1	0.096	0.097	96	97	75-125	1	20	
Molybdenum	mg/L	ND	0.1	0.1	0.098	0.099	98	99	75-125	1	20	

Results presented on this page are in the units indicated by the "Units" column except where an alternate unit is presented to the right of the result.

This report shall not be reproduced, except in full,
without the written consent of Pace Analytical Services, LLC.

Pace Analytical Services, LLC
110 Technology Parkway
Peachtree Corners, GA 30092
(770)734-4200

QUALITY CONTROL DATA

Project: Plant Hammond-CCR Ash Pond
Pace Project No.: 92714026

QC Batch: 833306
QC Batch Method: SM 2540C-2015
Analysis Method: SM 2540C-2015
Analysis Description: 2540C Total Dissolved Solids
Laboratory: Pace Analytical Services - Peachtree Corners, GA
Associated Lab Samples: 92714026001

METHOD BLANK: 4306003
Matrix: Water
Associated Lab Samples: 92714026001

Parameter	Units	Blank Result	Reporting Limit	Analyzed	Qualifiers
Total Dissolved Solids	mg/L	ND	25.0	02/19/24 15:42	

LABORATORY CONTROL SAMPLE: 4306004

Parameter	Units	Spike Conc.	LCS Result	LCS % Rec	% Rec Limits	Qualifiers
Total Dissolved Solids	mg/L	400	390	98	80-120	

SAMPLE DUPLICATE: 4306005

Parameter	Units	92713562001 Result	Dup Result	RPD	Max RPD	Qualifiers
Total Dissolved Solids	mg/L	66.0	70.0	6	10	

SAMPLE DUPLICATE: 4306006

Parameter	Units	92714026001 Result	Dup Result	RPD	Max RPD	Qualifiers
Total Dissolved Solids	mg/L	75.0	82.0	9	10	

Results presented on this page are in the units indicated by the "Units" column except where an alternate unit is presented to the right of the result.

REPORT OF LABORATORY ANALYSIS

This report shall not be reproduced, except in full,
without the written consent of Pace Analytical Services, LLC.

Pace Analytical Services, LLC
110 Technology Parkway
Peachtree Corners, GA 30092
(770)734-4200

QUALITY CONTROL DATA

Project: Plant Hammond-CCR Ash Pond
Pace Project No.: 92714026

QC Batch: 833280
QC Batch Method: SM 2320B-2011
Analysis Method: SM 2320B-2011
Analysis Description: 2320B Alkalinity
Laboratory: Pace Analytical Services - Asheville
Associated Lab Samples: 92714026001

METHOD BLANK: 4305898 Matrix: Water
Associated Lab Samples: 92714026001

Parameter	Units	Blank Result	Reporting Limit	Analyzed	Qualifiers
Alkalinity, Total as CaCO3	mg/L	ND	5.0	02/19/24 11:38	
Alkalinity,Bicarbonate (CaCO3)	mg/L	ND	5.0	02/19/24 11:38	
Alkalinity,Carbonate (CaCO3)	mg/L	ND	5.0	02/19/24 11:38	

LABORATORY CONTROL SAMPLE: 4305899

Parameter	Units	Spike Conc.	LCS Result	LCS % Rec	% Rec Limits	Qualifiers
Alkalinity, Total as CaCO3	mg/L	50	50.9	102	80-120	

LABORATORY CONTROL SAMPLE: 4305900

Parameter	Units	Spike Conc.	LCS Result	LCS % Rec	% Rec Limits	Qualifiers
Alkalinity, Total as CaCO3	mg/L	50	51.5	103	80-120	

MATRIX SPIKE & MATRIX SPIKE DUPLICATE: 4305901 4305902

Parameter	Units	92714030002 Result	MS Spike Conc.	MSD Spike Conc.	MS Result	MSD Result	MS % Rec	MSD % Rec	% Rec Limits	RPD	Max RPD	Qual
Alkalinity, Total as CaCO3	mg/L	74.6	50	50	123	123	97	96	80-120	0	25	

MATRIX SPIKE & MATRIX SPIKE DUPLICATE: 4305903 4305904

Parameter	Units	92714030003 Result	MS Spike Conc.	MSD Spike Conc.	MS Result	MSD Result	MS % Rec	MSD % Rec	% Rec Limits	RPD	Max RPD	Qual
Alkalinity, Total as CaCO3	mg/L	68.8	50	50	116	117	95	96	80-120	0	25	

Results presented on this page are in the units indicated by the "Units" column except where an alternate unit is presented to the right of the result.

This report shall not be reproduced, except in full,
without the written consent of Pace Analytical Services, LLC.

Pace Analytical Services, LLC
110 Technology Parkway
Peachtree Corners, GA 30092
(770)734-4200

QUALITY CONTROL DATA

Project: Plant Hammond-CCR Ash Pond
Pace Project No.: 92714026

QC Batch: 833254
QC Batch Method: EPA 9056A
Analysis Method: EPA 9056A
Analysis Description: 9056 IC anions 28 Days
Laboratory: Pace Analytical Services - Asheville
Associated Lab Samples: 92714026001

METHOD BLANK: 4305830 Matrix: Water
Associated Lab Samples: 92714026001

Parameter	Units	Blank Result	Reporting Limit	Analyzed	Qualifiers
Chloride	mg/L	ND	1.0	02/19/24 17:36	
Fluoride	mg/L	ND	0.10	02/19/24 17:36	
Sulfate	mg/L	ND	1.0	02/19/24 17:36	

LABORATORY CONTROL SAMPLE: 4305831

Parameter	Units	Spike Conc.	LCS Result	LCS % Rec	% Rec Limits	Qualifiers
Chloride	mg/L	50	50.2	100	90-110	
Fluoride	mg/L	2.5	2.4	96	90-110	
Sulfate	mg/L	50	50.1	100	90-110	

MATRIX SPIKE & MATRIX SPIKE DUPLICATE: 4305832 4305833

Parameter	Units	92714025002 Result	MS Spike Conc.	MSD Spike Conc.	MS Result	MSD Result	MS % Rec	MSD % Rec	% Rec Limits	RPD	Max RPD	Qual
Chloride	mg/L	1.3	50	50	53.7	54.4	105	106	90-110	1	10	
Fluoride	mg/L	ND	2.5	2.5	2.5	2.6	98	100	90-110	2	10	
Sulfate	mg/L	9.2	50	50	62.0	62.7	106	107	90-110	1	10	

MATRIX SPIKE & MATRIX SPIKE DUPLICATE: 4305834 4305835

Parameter	Units	92713850001 Result	MS Spike Conc.	MSD Spike Conc.	MS Result	MSD Result	MS % Rec	MSD % Rec	% Rec Limits	RPD	Max RPD	Qual
Chloride	mg/L	42.4	50	50	94.1	95.9	103	107	90-110	2	10	
Fluoride	mg/L	0.29	2.5	2.5	2.8	2.9	100	104	90-110	3	10	
Sulfate	mg/L	26.6	50	50	78.9	80.4	105	108	90-110	2	10	

Results presented on this page are in the units indicated by the "Units" column except where an alternate unit is presented to the right of the result.

REPORT OF LABORATORY ANALYSIS

This report shall not be reproduced, except in full,
without the written consent of Pace Analytical Services, LLC.

Pace Analytical Services, LLC
110 Technology Parkway
Peachtree Corners, GA 30092
(770)734-4200

QUALIFIERS

Project: Plant Hammond-CCR Ash Pond
Pace Project No.: 92714026

DEFINITIONS

DF - Dilution Factor, if reported, represents the factor applied to the reported data due to dilution of the sample aliquot.

ND - Not Detected at or above adjusted reporting limit.

TNTC - Too Numerous To Count

J - Estimated concentration above the adjusted method detection limit and below the adjusted reporting limit.

MDL - Adjusted Method Detection Limit.

PQL - Practical Quantitation Limit.

RL - Reporting Limit - The lowest concentration value that meets project requirements for quantitative data with known precision and bias for a specific analyte in a specific matrix.

S - Surrogate

1,2-Diphenylhydrazine decomposes to and cannot be separated from Azobenzene using Method 8270. The result for each analyte is a combined concentration.

Consistent with EPA guidelines, unrounded data are displayed and have been used to calculate % recovery and RPD values.

LCS(D) - Laboratory Control Sample (Duplicate)

MS(D) - Matrix Spike (Duplicate)

DUP - Sample Duplicate

RPD - Relative Percent Difference

NC - Not Calculable.

SG - Silica Gel - Clean-Up

U - Indicates the compound was analyzed for, but not detected.

Acid preservation may not be appropriate for 2 Chloroethylvinyl ether.

A separate vial preserved to a pH of 4-5 is recommended in SW846 Chapter 4 for the analysis of Acrolein and Acrylonitrile by EPA Method 8260.

N-Nitrosodiphenylamine decomposes and cannot be separated from Diphenylamine using Method 8270. The result reported for each analyte is a combined concentration.

Reported results are not rounded until the final step prior to reporting. Therefore, calculated parameters that are typically reported as "Total" may vary slightly from the sum of the reported component parameters.

Pace Analytical is TNI accredited. Contact your Pace PM for the current list of accredited analytes.

TNI - The NELAC Institute.

ANALYTE QUALIFIERS

M1 Matrix spike recovery exceeded QC limits. Batch accepted based on laboratory control sample (LCS) recovery.

This report shall not be reproduced, except in full,
without the written consent of Pace Analytical Services, LLC.

Pace Analytical Services, LLC
110 Technology Parkway
Peachtree Corners, GA 30092
(770)734-4200

QUALITY CONTROL DATA CROSS REFERENCE TABLE

Project: Plant Hammond-CCR Ash Pond
Pace Project No.: 92714026

Lab ID	Sample ID	QC Batch Method	QC Batch	Analytical Method	Analytical Batch
92714026001	**HAM-H+0.25**	EPA 3010A	833152	EPA 6010D	833185
92714026001	**HAM-H+0.25**	EPA 3005A	833135	EPA 6020B	833184
92714026001	**HAM-H+0.25**	SM 2540C-2015	833306		
92714026001	**HAM-H+0.25**	SM 2320B-2011	833280		
92714026001	**HAM-H+0.25**	EPA 9056A	833254		

This report shall not be reproduced, except in full,
without the written consent of Pace Analytical Services, LLC.

Pace Analytical

CHAIN-OF-CUSTODY / Analytical

The Chain-of-Custody is a LEGAL DOCUMENT. All r

WO# : 92714026

92714026

f 1

Section A Required Client Information:		Section B Required Project Information:		Section C Invoice Information:	
Company:	ARCADIS - Atlanta	Report To:	Kristen Jurinko, Noelia Gangi, Ben Hodges	Attention:	Kristen Jurinko
Address:	2839 Paces Ferry Rd	Copy To:	Warren Johnson	Company Name:	GPC
	Atlanta, GA 30339			Address:	
Email:	warren.johnson@arcadis.com	Purchase Order #:	GPC11066180	Pace Quote:	
Phone:	678.485.5298 Fax:	Project Name:	Plant Hammond/CCR Ash Pond Closure	Pace Project Manager:	Mayia Parks@pacelabs.com,
Requested Due Date:	5 day TAT	Project #:		Pace Profile #:	12500

Regulatory Agency	
State / Location	
	GA

Requested Analysis Filtered (Y/N)

ITEM #	SAMPLE ID (One Character per box. (A-Z, 0-9 / , -) Sample Ids must be unique)	MATRIX CODE (see valid codes to left)	SAMPLE TYPE (G=GRAB C=COMP)	COLLECTED START DATE	COLLECTED START TIME	COLLECTED END DATE	COLLECTED END TIME	SAMPLE TEMP AT COLLECTION	# OF CONTAINERS	Preservatives: Unpreserved	H2SO4	HNO3	HCl	NaOH	Na2S2O3	Methanol	Other	Analyses Test (Y/N): Alkalinity (Total /B/Carb)	CL, F, SO4	TDS	App III Metals - B, Ca	App IV Metals - Co only	App IV Metals - Mo only	App IV Metals - Co, Mo	Metals - Mg, Na, K					Residual Chlorine (Y/N)	
1	HAM-H+0.25	WS	G	2/16/24	1212				3	X		X						X	X	X	X			X	X						
2																															
3																															
4																															
5																															
6																															
7																															
8																															
9																															
10																															
11																															

MATRIX CODE: Drinking Water DW; Water WT; Waste Water WW; Product P; Soil/Solid SL; Oil OL; Wipe WP; Air AR; Other OT; Tissue TS

ADDITIONAL COMMENTS	RELINQUISHED BY / AFFILIATION	DATE	TIME	ACCEPTED BY / AFFILIATION	DATE	TIME	SAMPLE CONDITIONS
CCR App III[1] - Boron, Calcium, Chloride, Floride, Sulfate, TDS	/ Arcadis	2/16/24	1555	/ Pace	2/16/24	1555	
Major Ions - Mg, Na, K, total alkalinity, bicarbonate alkalinity							
HAM-CSURF-ASSMT-2024S1							

SAMPLER NAME AND SIGNATURE			
PRINT Name of SAMPLER:	Garrett G		
SIGNATURE of SAMPLER:		DATE Signed: 2-16-24	

TEMP in C	Received on Ice (Y/N)	Custody Sealed Cooler (Y/N)	Samples Intact (Y/N)

DC#_Title: ENV-FRM-HUN1-0083 v03_Sample Condition Upon Receipt

Effective Date: 12/01/2023

Laboratory receiving samples:
Asheville ☐ Eden ☐ Greenwood ☐ Huntersville ☐ Raleigh ☐ Mechan

WO#: 92714026
PM: MP Due Date: 02/26/24
CLIENT: GA-ArcadAtl

Sample Condition Upon Receipt

Client Name: Arcadis

Project #:

Courier: ☐ Fed Ex ☐ UPS ☐ USPS ☑ Client ☐ Commercial ☑ Pace 2/16/24 SM ☐ Other:____

Custody Seal Present? ☑ Yes ☐ No **Seals Intact?** ☑ Yes ☐ No ☐ N/A

Date/Initials Person Examining Contents: 2/16/24 SM

Packing Material: ☑ Bubble Wrap ☐ Bubble Bags ☐ None ☐ Other

Biological Tissue Frozen? ☐ Yes ☐ No ☐ N/A

Thermometer: ☑ IR Gun ID: 230 **Type of Ice:** ☑ Wet ☐ Blue ☐ None

Cooler Temp: 3.0 **Correction Factor:** Add/Subtract (°C) +0.1

Temp should be above freezing to 6°C
☐ Samples out of temp criteria. Samples on ice, cooling process has begun

Cooler Temp Corrected (°C): 3.1

USDA Regulated Soil (☐ N/A, water sample)
Did samples originate in a quarantine zone within the United States: CA, NY, or SC (check maps)? ☐ Yes ☐ No

Did samples originate from a foreign source (internationally, including Hawaii and Puerto Rico)? ☐ Yes ☐ No

				Comments/Discrepancy:
Chain of Custody Present?	☑ Yes	☐ No	☐ N/A	1.
Samples Arrived within Hold Time?	☑ Yes	☐ No	☐ N/A	2.
Short Hold Time Analysis (<72 hr.)?	☑ Yes	☐ No	☐ N/A	3.
Rush Turn Around Time Requested?	☐ Yes	☑ No	☐ N/A	4.
Sufficient Volume?	☑ Yes	☐ No	☐ N/A	5.
Correct Containers Used?	☑ Yes	☐ No	☐ N/A	6.
-Pace Containers Used?	☑ Yes	☐ No	☐ N/A	
Containers Intact?	☑ Yes	☐ No	☐ N/A	7.
Dissolved analysis: Samples Field Filtered?	☑ Yes	☐ No	☐ N/A	8.
Sample Labels Match COC? -Includes Date/Time/ID/Analysis Matrix: W	☑ Yes	☐ No	☐ N/A	9.
Headspace in VOA Vials (>5-6mm)?	☐ Yes	☐ No	☑ N/A	10.
Trip Blank Present?	☐ Yes	☐ No	☑ N/A	11.
Trip Blank Custody Seals Present?	☐ Yes	☐ No	☑ N/A	

Field Data Required? ☐ Yes ☐ No

COMMENTS/SAMPLE DISCREPANCY

Lot ID of split containers:

CLIENT NOTIFICATION/RESOLUTION

Person contacted: Date/Time:

Project Manager SCURF Review: **Date:**

Project Manager SRF Review: **Date:**

***Check mark top half of box if pH and/or dechlorination is verified and within the acceptance range for preservation samples.**

Exceptions: VOA, Coliform, TOC, Oil and Grease, DRO/8015 (water) DOC, LLHg

****Bottom half of box is to list number of bottles**

*****Check all unpreserved Nitrates for chlorine**

Project # WO#: 92714026

Due Date: 02/26/24

PM: MP

CLIENT: GA-ArcadAtl

Item#	BP4U-125 mL Plastic Unpreserved (N/A) (Cl-)	BP3U-250 mL Plastic Unpreserved (N/A)	BP2U-500 mL Plastic Unpreserved (N/A)	BP1U-1 liter Plastic Unpreserved (N/A)	BP4S-125 mL Plastic H2SO4 (pH < 2) (Cl-)	BP3N-250 mL plastic HNO3 (pH < 2)	BP4Z-125 mL Plastic ZN Acetate & NaOH (>9)	BP4B-125 mL Plastic NaOH (pH > 12) (Cl-)	WGFU-Wide-mouthed Glass jar Unpreserved	AG1U-1 liter Amber Unpreserved (N/A) (Cl-)	AG1H-1 liter Amber HCl (pH < 2)	AG3U-250 mL Amber Unpreserved (N/A) (Cl-)	AG1S-1 liter Amber H2SO4 (pH < 2)	AG3S-250 mL Amber H2SO4 (pH < 2)	DG94-40 mL Amber NH4Cl (N/A)(Cl-)	DG9H-40 mL VOA HCl (N/A)	VG9T-40 mL VOA Na2S2O3 (N/A)	VG9U-40 mL VOA Unpreserved (N/A)	DG9V-40 mL VOA H3PO4 (N/A)	KP7U-50 mL Plastic Unpreserved (N/A)	V/GK (3 vials per kit)-VPH/Gas kit (N/A)	SP5T-125 mL Sterile Plastic (N/A – lab)	SP2T-250 mL Sterile Plastic (N/A – lab)		BP3R-250 mL Plastic (NH2)2SO4 (9.3-9.7)	AG0U-100 mL Amber Unpreserved (N/A) (Cl-)	VSGU-20 mL Scintillation vials (N/A)	DG9U-40 mL Amber Unpreserved vials (N/A)
1			2			/																						
2																												
3																												
4																												
5																												
6																												
7																												
8																												
9																												
10																												
11																												
12																												

pH Adjustment Log for Preserved Samples

Sample ID	Type of Preservative	pH upon receipt	Date preservation adjusted	Time preservation adjusted	Amount of Preservative added	Lot #

Note: Whenever there is a discrepancy affecting North Carolina compliance samples, a copy of this form will be sent to the North Carolina DENR Certification Office (i.e. Out of hold, incorrect preservative, out of temp, incorrect containers.

SURFACE WATER ANALYTICAL RESULTS (AUGUST 2024)

Pace Analytical Services, LLC
110 Technology Parkway
Peachtree Corners, GA 30092
(770)734-4200

August 13, 2024

Kelley Sharpe
ARCADIS - Atlanta
2839 Paces Ferry Rd
STE 900
Atlanta, GA 30339

RE: Project: Plant Hammond-CCR Ash Pond
Pace Project No.: 92745705

Dear Kelley Sharpe:

Enclosed are the analytical results for sample(s) received by the laboratory on August 06, 2024. The results relate only to the samples included in this report. Results reported herein conform to the applicable TNI/NELAC Standards and the laboratory's Quality Manual, where applicable, unless otherwise noted in the body of the report.

The test results provided in this final report were generated by each of the following laboratories within the Pace Network:

- Pace Analytical Services - Asheville
- Pace Analytical Services - Peachtree Corners, GA

If you have any questions concerning this report, please feel free to contact me.

Sincerely,

Maiya Parks

Maiya Parks
maiya.parks@pacelabs.com
770-734-4205
Project Manager

Enclosures

cc: Jordan Gamble, ARCADIS - Atlanta
Ben Hodges, Southern Company
Christine Hug, Geosyntec Consultants, Inc.
Allison Keefer, Southern Company
Laura Midkiff, Southern Company
Caroline Nelson, Geosyntec Consultants, Inc
Noelia Muskus Ruiz, Georgia Power
Tina Sullivan, ERM

REPORT OF LABORATORY ANALYSIS

This report shall not be reproduced, except in full,
without the written consent of Pace Analytical Services, LLC.

Pace Analytical Services, LLC
110 Technology Parkway
Peachtree Corners, GA 30092
(770)734-4200

CERTIFICATIONS

Project: Plant Hammond-CCR Ash Pond
Pace Project No.: 92745705

Pace Analytical Services Asheville
2225 Riverside Drive, Asheville, NC 28804
Florida/NELAP Certification #: E87648
North Carolina Drinking Water Certification #: 37712
North Carolina Wastewater Certification #: 40
South Carolina Laboratory ID: 99030
South Carolina Certification #: 99030001
Virginia/VELAP Certification #: 460222

Pace Analytical Services Peachtree Corners
110 Technology Pkwy, Peachtree Corners, GA 30092
Florida DOH Certification #: E87315
Georgia DW Inorganics Certification #: 812
North Carolina Certification #: 381
South Carolina Certification #: 98011001
Virginia Certification #: 460204

This report shall not be reproduced, except in full,
without the written consent of Pace Analytical Services, LLC.

Pace Analytical Services, LLC
110 Technology Parkway
Peachtree Corners, GA 30092
(770)734-4200

SAMPLE SUMMARY

Project: Plant Hammond-CCR Ash Pond
Pace Project No.: 92745705

Lab ID	Sample ID	Matrix	Date Collected	Date Received
92745705001	**HAM-H-SCC-NBR**	Water	08/05/24 12:05	08/06/24 09:35
92745705002	**HAM-H-SCC**	Water	08/05/24 11:53	08/06/24 09:35

This report shall not be reproduced, except in full,
without the written consent of Pace Analytical Services, LLC.

Pace Analytical Services, LLC
110 Technology Parkway
Peachtree Corners, GA 30092
(770)734-4200

SAMPLE ANALYTE COUNT

Project: Plant Hammond-CCR Ash Pond
Pace Project No.: 92745705

Lab ID	Sample ID	Method	Analysts	Analytes Reported	Laboratory
92745705001	**HAM-H-SCC-NBR**	EPA 6010D	AJM	5	PASI-GA
		EPA 6020B	CW1	1	PASI-GA
		SM 2540C-2015	DL1	1	PASI-GA
		SM 2320B-2011	SMS	3	PASI-A
		EPA 9056A	CDC	3	PASI-A
92745705002	**HAM-H-SCC**	EPA 6010D	AJM	5	PASI-GA
		EPA 6020B	CW1	1	PASI-GA
		SM 2540C-2015	DL1	1	PASI-GA
		SM 2320B-2011	SMS	3	PASI-A
		EPA 9056A	CDC	3	PASI-A

PASI-A = Pace Analytical Services - Asheville
PASI-GA = Pace Analytical Services - Peachtree Corners, GA

This report shall not be reproduced, except in full,
without the written consent of Pace Analytical Services, LLC.

Pace Analytical Services, LLC
110 Technology Parkway
Peachtree Corners, GA 30092
(770)734-4200

ANALYTICAL RESULTS

Project: Plant Hammond-CCR Ash Pond
Pace Project No.: 92745705

Sample: HAM-H-SCC-NBR **Lab ID: 92745705001** Collected: 08/05/24 12:05 Received: 08/06/24 09:35 Matrix: Water

Parameters	Results	Units	Report Limit	DF	Prepared	Analyzed	CAS No.	Qual
6010D ATL ICP	Analytical Method: EPA 6010D Preparation Method: EPA 3010A							
	Pace Analytical Services - Peachtree Corners, GA							
Boron	**0.20**	mg/L	0.040	1	08/06/24 16:16	08/06/24 19:10	7440-42-8	
Potassium	**2.1**	mg/L	0.50	1	08/06/24 16:16	08/06/24 19:10	7440-09-7	
Sodium	**3.0**	mg/L	1.0	1	08/06/24 16:16	08/06/24 19:10	7440-23-5	
Calcium	**49.4**	mg/L	1.0	1	08/06/24 16:16	08/06/24 19:10	7440-70-2	
Magnesium	**7.4**	mg/L	0.050	1	08/06/24 16:16	08/06/24 19:10	7439-95-4	
6020 MET ICPMS	Analytical Method: EPA 6020B Preparation Method: EPA 3005A							
	Pace Analytical Services - Peachtree Corners, GA							
Molybdenum	ND	mg/L	0.010	1	08/07/24 13:12	08/07/24 18:15	7439-98-7	
2540C Total Dissolved Solids	Analytical Method: SM 2540C-2015							
	Pace Analytical Services - Peachtree Corners, GA							
Total Dissolved Solids	**192**	mg/L	25.0	1		08/07/24 12:29		
2320B Alkalinity	Analytical Method: SM 2320B-2011							
	Pace Analytical Services - Asheville							
Alkalinity,Bicarbonate (CaCO3)	**141**	mg/L	5.0	1		08/08/24 21:06		
Alkalinity,Carbonate (CaCO3)	ND	mg/L	5.0	1		08/08/24 21:06		
Alkalinity, Total as CaCO3	**141**	mg/L	5.0	1		08/08/24 21:06		
9056 IC anions 28 Days	Analytical Method: EPA 9056A							
	Pace Analytical Services - Asheville							
Chloride	**2.5**	mg/L	1.0	1		08/08/24 15:54	16887-00-6	
Fluoride	ND	mg/L	0.10	1		08/08/24 15:54	16984-48-8	
Sulfate	**25.6**	mg/L	1.0	1		08/08/24 15:54	14808-79-8	

This report shall not be reproduced, except in full,
without the written consent of Pace Analytical Services, LLC.

Pace Analytical Services, LLC
110 Technology Parkway
Peachtree Corners, GA 30092
(770)734-4200

ANALYTICAL RESULTS

Project: Plant Hammond-CCR Ash Pond
Pace Project No.: 92745705

Sample: HAM-H-SCC **Lab ID: 92745705002** Collected: 08/05/24 11:53 Received: 08/06/24 09:35 Matrix: Water

Parameters	Results	Units	Report Limit	DF	Prepared	Analyzed	CAS No.	Qual
6010D ATL ICP	Analytical Method: EPA 6010D Preparation Method: EPA 3010A							
	Pace Analytical Services - Peachtree Corners, GA							
Boron	**0.12**	mg/L	0.040	1	08/06/24 16:16	08/06/24 19:14	7440-42-8	
Potassium	**2.2**	mg/L	0.50	1	08/06/24 16:16	08/06/24 19:14	7440-09-7	
Sodium	**4.0**	mg/L	1.0	1	08/06/24 16:16	08/06/24 19:14	7440-23-5	
Calcium	**27.3**	mg/L	1.0	1	08/06/24 16:16	08/06/24 19:14	7440-70-2	
Magnesium	**5.0**	mg/L	0.050	1	08/06/24 16:16	08/06/24 19:14	7439-95-4	
6020 MET ICPMS	Analytical Method: EPA 6020B Preparation Method: EPA 3005A							
	Pace Analytical Services - Peachtree Corners, GA							
Molybdenum	ND	mg/L	0.010	1	08/07/24 13:12	08/07/24 18:19	7439-98-7	
2540C Total Dissolved Solids	Analytical Method: SM 2540C-2015							
	Pace Analytical Services - Peachtree Corners, GA							
Total Dissolved Solids	**130**	mg/L	25.0	1		08/07/24 12:30		
2320B Alkalinity	Analytical Method: SM 2320B-2011							
	Pace Analytical Services - Asheville							
Alkalinity,Bicarbonate (CaCO3)	**76.6**	mg/L	5.0	1		08/08/24 21:31		
Alkalinity,Carbonate (CaCO3)	ND	mg/L	5.0	1		08/08/24 21:31		
Alkalinity, Total as CaCO3	**76.6**	mg/L	5.0	1		08/08/24 21:31		
9056 IC anions 28 Days	Analytical Method: EPA 9056A							
	Pace Analytical Services - Asheville							
Chloride	**5.8**	mg/L	1.0	1		08/08/24 16:36	16887-00-6	
Fluoride	ND	mg/L	0.10	1		08/08/24 16:36	16984-48-8	
Sulfate	**13.2**	mg/L	1.0	1		08/08/24 16:36	14808-79-8	

This report shall not be reproduced, except in full,
without the written consent of Pace Analytical Services, LLC.

Pace Analytical Services, LLC
110 Technology Parkway
Peachtree Corners, GA 30092
(770)734-4200

QUALITY CONTROL DATA

Project: Plant Hammond-CCR Ash Pond
Pace Project No.: 92745705

QC Batch: 873660
QC Batch Method: EPA 3010A
Analysis Method: EPA 6010D
Analysis Description: 6010D ATL
Laboratory: Pace Analytical Services - Peachtree Corners, GA
Associated Lab Samples: 92745705001, 92745705002

METHOD BLANK: 4500495
Matrix: Water
Associated Lab Samples: 92745705001, 92745705002

Parameter	Units	Blank Result	Reporting Limit	Analyzed	Qualifiers
Boron	mg/L	ND	0.040	08/06/24 19:00	
Calcium	mg/L	ND	1.0	08/06/24 19:00	
Magnesium	mg/L	ND	0.050	08/06/24 19:00	
Potassium	mg/L	ND	0.50	08/06/24 19:00	
Sodium	mg/L	ND	1.0	08/06/24 19:00	

LABORATORY CONTROL SAMPLE: 4500496

Parameter	Units	Spike Conc.	LCS Result	LCS % Rec	% Rec Limits	Qualifiers
Boron	mg/L	1	0.94	94	80-120	
Calcium	mg/L	1	1.0	104	80-120	
Magnesium	mg/L	1	0.97	97	80-120	
Potassium	mg/L	1	0.94	94	80-120	
Sodium	mg/L	1	1.0	105	80-120	

MATRIX SPIKE & MATRIX SPIKE DUPLICATE: 4500497 4500498

Parameter	Units	92745705005 Result	MS Spike Conc.	MSD Spike Conc.	MS Result	MSD Result	MS % Rec	MSD % Rec	% Rec Limits	RPD	Max RPD	Qual
Boron	mg/L	0.058	1	1	1.1	1.1	100	100	75-125	0	20	
Calcium	mg/L	14.9	1	1	15.6	16.0	74	113	75-125	2	20	M1
Magnesium	mg/L	3.3	1	1	4.2	4.3	94	100	75-125	2	20	
Potassium	mg/L	2.2	1	1	3.2	3.4	104	123	75-125	6	20	
Sodium	mg/L	9.5	1	1	10.5	10.6	94	106	75-125	1	20	

Results presented on this page are in the units indicated by the "Units" column except where an alternate unit is presented to the right of the result.

This report shall not be reproduced, except in full,
without the written consent of Pace Analytical Services, LLC.

Pace Analytical Services, LLC
110 Technology Parkway
Peachtree Corners, GA 30092
(770)734-4200

QUALITY CONTROL DATA

Project: Plant Hammond-CCR Ash Pond
Pace Project No.: 92745705

QC Batch: 873940
QC Batch Method: EPA 3005A
Analysis Method: EPA 6020B
Analysis Description: 6020 MET
Laboratory: Pace Analytical Services - Peachtree Corners, GA
Associated Lab Samples: 92745705001, 92745705002

METHOD BLANK: 4501868
Matrix: Water
Associated Lab Samples: 92745705001, 92745705002

Parameter	Units	Blank Result	Reporting Limit	Analyzed	Qualifiers
Molybdenum	mg/L	ND	0.010	08/07/24 17:50	

LABORATORY CONTROL SAMPLE: 4501869

Parameter	Units	Spike Conc.	LCS Result	LCS % Rec	% Rec Limits	Qualifiers
Molybdenum	mg/L	0.1	0.10	104	80-120	

MATRIX SPIKE & MATRIX SPIKE DUPLICATE: 4501870 4501871

Parameter	Units	92745585001 Result	MS Spike Conc.	MSD Spike Conc.	MS Result	MSD Result	MS % Rec	MSD % Rec	% Rec Limits	RPD	Max RPD	Qual
Molybdenum	mg/L	ND	0.1	0.1	0.11	0.11	105	105	75-125	0	20	

Results presented on this page are in the units indicated by the "Units" column except where an alternate unit is presented to the right of the result.

This report shall not be reproduced, except in full,
without the written consent of Pace Analytical Services, LLC.

Pace Analytical Services, LLC
110 Technology Parkway
Peachtree Corners, GA 30092
(770)734-4200

QUALITY CONTROL DATA

Project: Plant Hammond-CCR Ash Pond
Pace Project No.: 92745705

QC Batch: 873885
QC Batch Method: SM 2540C-2015
Analysis Method: SM 2540C-2015
Analysis Description: 2540C Total Dissolved Solids
Laboratory: Pace Analytical Services - Peachtree Corners, GA
Associated Lab Samples: 92745705001, 92745705002

METHOD BLANK: 4501560
Matrix: Water
Associated Lab Samples: 92745705001, 92745705002

Parameter	Units	Blank Result	Reporting Limit	Analyzed	Qualifiers
Total Dissolved Solids	mg/L	ND	25.0	08/07/24 12:25	

LABORATORY CONTROL SAMPLE: 4501561

Parameter	Units	Spike Conc.	LCS Result	LCS % Rec	% Rec Limits	Qualifiers
Total Dissolved Solids	mg/L	400	383	96	80-120	

SAMPLE DUPLICATE: 4501562

Parameter	Units	92745465008 Result	Dup Result	RPD	Max RPD	Qualifiers
Total Dissolved Solids	mg/L	ND	ND		10	

SAMPLE DUPLICATE: 4501563

Parameter	Units	92745705001 Result	Dup Result	RPD	Max RPD	Qualifiers
Total Dissolved Solids	mg/L	192	188	2	10	

Results presented on this page are in the units indicated by the "Units" column except where an alternate unit is presented to the right of the result.

REPORT OF LABORATORY ANALYSIS

This report shall not be reproduced, except in full,
without the written consent of Pace Analytical Services, LLC.

Pace Analytical Services, LLC
110 Technology Parkway
Peachtree Corners, GA 30092
(770)734-4200

QUALITY CONTROL DATA

Project: Plant Hammond-CCR Ash Pond
Pace Project No.: 92745705

QC Batch: 874216
QC Batch Method: SM 2320B-2011
Analysis Method: SM 2320B-2011
Analysis Description: 2320B Alkalinity
Laboratory: Pace Analytical Services - Asheville
Associated Lab Samples: 92745705001, 92745705002

METHOD BLANK: 4503483 Matrix: Water
Associated Lab Samples: 92745705001, 92745705002

Parameter	Units	Blank Result	Reporting Limit	Analyzed	Qualifiers
Alkalinity, Total as CaCO3	mg/L	ND	5.0	08/08/24 20:50	
Alkalinity,Bicarbonate (CaCO3)	mg/L	ND	5.0	08/08/24 20:50	
Alkalinity,Carbonate (CaCO3)	mg/L	ND	5.0	08/08/24 20:50	

LABORATORY CONTROL SAMPLE: 4503484

Parameter	Units	Spike Conc.	LCS Result	LCS % Rec	% Rec Limits	Qualifiers
Alkalinity, Total as CaCO3	mg/L	50	52.7	105	80-120	

LABORATORY CONTROL SAMPLE: 4503485

Parameter	Units	Spike Conc.	LCS Result	LCS % Rec	% Rec Limits	Qualifiers
Alkalinity, Total as CaCO3	mg/L	50	54.0	108	80-120	

MATRIX SPIKE & MATRIX SPIKE DUPLICATE: 4503486 4503487

Parameter	Units	92745705001 Result	MS Spike Conc.	MSD Spike Conc.	MS Result	MSD Result	MS % Rec	MSD % Rec	% Rec Limits	RPD	Max RPD	Qual
Alkalinity, Total as CaCO3	mg/L	141	50	50	188	188	95	95	80-120	0	25	

MATRIX SPIKE & MATRIX SPIKE DUPLICATE: 4503488 4503489

Parameter	Units	92745705002 Result	MS Spike Conc.	MSD Spike Conc.	MS Result	MSD Result	MS % Rec	MSD % Rec	% Rec Limits	RPD	Max RPD	Qual
Alkalinity, Total as CaCO3	mg/L	76.6	50	50	128	128	104	103	80-120	0	25	

Results presented on this page are in the units indicated by the "Units" column except where an alternate unit is presented to the right of the result.

This report shall not be reproduced, except in full,
without the written consent of Pace Analytical Services, LLC.

Pace Analytical Services, LLC
110 Technology Parkway
Peachtree Corners, GA 30092
(770)734-4200

QUALITY CONTROL DATA

Project: Plant Hammond-CCR Ash Pond
Pace Project No.: 92745705

QC Batch: 874147
QC Batch Method: EPA 9056A
Analysis Method: EPA 9056A
Analysis Description: 9056 IC anions 28 Days
Laboratory: Pace Analytical Services - Asheville
Associated Lab Samples: 92745705001, 92745705002

METHOD BLANK: 4503202
Matrix: Water
Associated Lab Samples: 92745705001, 92745705002

Parameter	Units	Blank Result	Reporting Limit	Analyzed	Qualifiers
Chloride	mg/L	ND	1.0	08/08/24 15:27	
Fluoride	mg/L	ND	0.10	08/08/24 15:27	
Sulfate	mg/L	ND	1.0	08/08/24 15:27	

LABORATORY CONTROL SAMPLE: 4503203

Parameter	Units	Spike Conc.	LCS Result	LCS % Rec	% Rec Limits	Qualifiers
Chloride	mg/L	50	52.3	105	90-110	
Fluoride	mg/L	2.5	2.7	108	90-110	
Sulfate	mg/L	50	52.0	104	90-110	

MATRIX SPIKE & MATRIX SPIKE DUPLICATE: 4503204 4503205

Parameter	Units	92745705001 Result	MS Spike Conc.	MSD Spike Conc.	MS Result	MSD Result	MS % Rec	MSD % Rec	% Rec Limits	RPD	Max RPD	Qual
Chloride	mg/L	2.5	50	50	52.0	54.1	99	103	90-110	4	10	
Fluoride	mg/L	ND	2.5	2.5	2.4	2.6	94	99	90-110	4	10	
Sulfate	mg/L	25.6	50	50	74.0	76.1	97	101	90-110	3	10	

Results presented on this page are in the units indicated by the "Units" column except where an alternate unit is presented to the right of the result.

This report shall not be reproduced, except in full,
without the written consent of Pace Analytical Services, LLC.

Pace Analytical Services, LLC
110 Technology Parkway
Peachtree Corners, GA 30092
(770)734-4200

QUALIFIERS

Project: Plant Hammond-CCR Ash Pond
Pace Project No.: 92745705

DEFINITIONS

DF - Dilution Factor, if reported, represents the factor applied to the reported data due to dilution of the sample aliquot.

ND - Not Detected at or above adjusted reporting limit.

TNTC - Too Numerous To Count

J - Estimated concentration above the adjusted method detection limit and below the adjusted reporting limit.

MDL - Adjusted Method Detection Limit.

PQL - Practical Quantitation Limit.

RL - Reporting Limit - The lowest concentration value that meets project requirements for quantitative data with known precision and bias for a specific analyte in a specific matrix.

S - Surrogate

1,2-Diphenylhydrazine decomposes to and cannot be separated from Azobenzene using Method 8270. The result for each analyte is a combined concentration.

Consistent with EPA guidelines, unrounded data are displayed and have been used to calculate % recovery and RPD values.

LCS(D) - Laboratory Control Sample (Duplicate)

MS(D) - Matrix Spike (Duplicate)

DUP - Sample Duplicate

RPD - Relative Percent Difference

NC - Not Calculable.

SG - Silica Gel - Clean-Up

U - Indicates the compound was analyzed for, but not detected.

Acid preservation may not be appropriate for 2 Chloroethylvinyl ether.

A separate vial preserved to a pH of 4-5 is recommended in SW846 Chapter 4 for the analysis of Acrolein and Acrylonitrile by EPA Method 8260.

N-Nitrosodiphenylamine decomposes and cannot be separated from Diphenylamine using Method 8270. The result reported for each analyte is a combined concentration.

Reported results are not rounded until the final step prior to reporting. Therefore, calculated parameters that are typically reported as "Total" may vary slightly from the sum of the reported component parameters.

Pace Analytical is TNI accredited. Contact your Pace PM for the current list of accredited analytes.

TNI - The NELAC Institute.

ANALYTE QUALIFIERS

M1 Matrix spike recovery exceeded QC limits. Batch accepted based on laboratory control sample (LCS) recovery.

This report shall not be reproduced, except in full,
without the written consent of Pace Analytical Services, LLC.

Pace Analytical Services, LLC
110 Technology Parkway
Peachtree Corners, GA 30092
(770)734-4200

QUALITY CONTROL DATA CROSS REFERENCE TABLE

Project: Plant Hammond-CCR Ash Pond
Pace Project No.: 92745705

Lab ID	Sample ID	QC Batch Method	QC Batch	Analytical Method	Analytical Batch
92745705001	**HAM-H-SCC-NBR**	EPA 3010A	873660	EPA 6010D	873727
92745705002	**HAM-H-SCC**	EPA 3010A	873660	EPA 6010D	873727
92745705001	**HAM-H-SCC-NBR**	EPA 3005A	873940	EPA 6020B	874050
92745705002	**HAM-H-SCC**	EPA 3005A	873940	EPA 6020B	874050
92745705001	**HAM-H-SCC-NBR**	SM 2540C-2015	873885		
92745705002	**HAM-H-SCC**	SM 2540C-2015	873885		
92745705001	**HAM-H-SCC-NBR**	SM 2320B-2011	874216		
92745705002	**HAM-H-SCC**	SM 2320B-2011	874216		
92745705001	**HAM-H-SCC-NBR**	EPA 9056A	874147		
92745705002	**HAM-H-SCC**	EPA 9056A	874147		

This report shall not be reproduced, except in full,
without the written consent of Pace Analytical Services, LLC.

Pace® Location Requested (City/State):
Pace Analytical Peachtree Corners
110 Technology Pkwy, Peachtree Corners, GA 30092

CHAIN-OF-CUSTODY Analytical Request Document

Chain-of-Custody is a LEGAL DOCUMENT - Complete all relevant fields

WO# : 92745705

92745705

Company Name:	ARCADIS - Atlanta	Contact/Report To:	Kelley Sharpe
Street Address:	2839 Paces Ferry Rd, Atlanta, GA 30339	Phone #:	(770)547-2978
		E-Mail:	kelley.sharpe@arcadis.com
		Cc E-Mail:	Arcadis-Atl + GA Power Distribution List
Customer Project #:			
Project Name:	Plant Hammond-CCR Ash Pond	Invoice To:	Accounts Payable
		Invoice E-Mail:	georgiapowerinvoices@southernco.com
Site Collection Info/Facility ID (as applicable):	Plant Hammond SWS	Purchase Order # (if applicable):	GPC82474-0001
		Quote #:	
Time Zone Collected:	[ ] AK [ ] PT [ ] MT [ ] CT [ ] ET	County / State origin of sample(s):	Georgia

Data Deliverables: [ ] Level II [ ] Level III [ ] Level IV [ ] EQUIS [ ] Other

Regulatory Program (DW, RCRA, etc.) as applicable: Reportable [ ] Yes [ ] No

Rush (Pre-approval required): [ ] Same Day [ ] 1 Day [ ] 2 Day [ ] 3 Day [ ] Other _____

DW PWSID # or WW Permit # as applicable:

Date Results Requested: 5 Day TAT

Field Filtered (if applicable): [ ] Yes [ ] No

Analysis:

* Matrix Codes (Insert in Matrix box below): Drinking Water (DW), Ground Water (GW), Waste Water (WW), Product (P), Soil/Solid (SS), Oil (OL), Wipe (WP), Tissue (TS), Bioassay (B), Vapor (V), Surface Water (SW), Sediment (SED), Sludge (SL), Caulk (CK), Leachate (LL), Biosolid (BS), Other (OT)

Specify Container Size **

Identify Container Preservative Type***

Analysis Requested

**Container Size: (1) 1L, (2) 500mL, (3) 250mL, (4) 125mL, (5) 100mL, (6) 40mL vial, (7) EnCore, (8) TerraCore, (9) 90mL, (10) Other

*** Preservative Types: (1) None, (2) HNO3, (3) H2SO4, (4) HCl, (5) NaOH, (6) Zn Acetate, (7) NaHSO4, (8) Sod. Thiosulfate, (9) Ascorbic Acid, (10) MeOH, (11) Other

Lab Use Only: Proj. Mgr: Maiya Parks; AcctNum / Client ID: ; Table #: ; Profile / Template: 12590; Prelog / Bottle Ord. ID: EZ 3142926

Customer Sample ID	Matrix *	Comp / Grab	Composite Start Date	Composite Start Time	Collected or Composite End Date	Collected or Composite End Time	# Cont.	Res. Chlorine Results	Res. Chlorine Units	App. IV Metals - Mo only	App. III Metals - B, Ca	Metals - K, Mg, Na	Alkalinity (Total/BiCarb)	Cl, F, SO4	TDS	Sample Comment	Preservation non-conformance identified for sample.
HAM-H-SCC NBR	WS	G	8/5/24	1205			3			X	X	X	X	X	X		
HAM-H-SCC	WS	G	8/5/24	1153			3			X	X	X	X	X	X		

Additional Instructions from Pace®:
HAM-CSURF-ASSMT-2024S2 6805

Collected By: (Printed Name) Grant, G
Signature:

Customer Remarks / Special Conditions / Possible Hazards:

# Coolers:	Thermometer ID:	Correction Factor (°C):	Obs. Temp. (°C)	Corrected Temp (°C)	On Ice:
1					

Relinquished by/Company: (Signature)	Date/Time:	Received by/Company: (Signature)	Date/Time:
Arcadis	8/6/24 0939		8/6/24 939
Relinquished by/Company: (Signature)	Date/Time:	Received by/Company: (Signature)	Date/Time:
Relinquished by/Company: (Signature)	Date/Time:	Received by/Company: (Signature)	Date/Time:
Relinquished by/Company: (Signature)	Date/Time:	Received by/Company: (Signature)	Date/Time:

Tracking Number:

Delivered by: [✓] In- Person [ ] Courier [ ] FedEx [ ] UPS [ ] Other

Page: 1 of 1

Submitting a sample via this chain of custody constitutes acknowledgment and acceptance of the Pace® Terms and Conditions found at https://www.pacelabs.com/resource-library/resource/pace-terms-and-conditions/

Pace ANALYTICAL SERVICES

DC#_Title: ENV-FRM-HUNT-0083 v05_Sample Condition Upon Receipt

Effective Date: 05/24/2024

Laboratory receiving samples:
Asheville ☐ Eden ☐ Greenwood ☐ Huntersville ☐ Raleigh ☐ Mechanicsville ☐ Atlanta ☑

Sample Condition Upon Receipt

Client Name: Arcadis - Atlanta

Project #:

WO#: 92745705
PM: MP Due Date: 08/13/24
CLIENT: GA-ArcadAtl

Courier: ☐ Commercial ☐ Fed Ex ☐ UPS ☐ USPS ☑ Client ☐ Pace ☐ Other:____

Custody Seal Present? ☑ Yes ☐ No Seals Intact? ☑ Yes ☐ No ☐ N/A

Date/Initials Person Examining Contents: 8/6/24

Packing Material: ☑ Bubble Wrap ☐ Bubble Bags ☐ None ☐ Other

Biological Tissue Frozen? ☐ Yes ☐ No ☐ N/A

Thermometer: ☐ IR Gun ID: 214

Type of Ice: ☑ Wet ☐ Blue ☐ None

Cooler Temp: 5.6

Correction Factor: Add/Subtract (°C) 0

Temp should be above freezing to 6°C
☐ Samples out of temp criteria. Samples on ice, cooling process has begun

Cooler Temp Corrected (°C): 5.6

USDA Regulated Soil (☐ N/A, water sample)
Did samples originate in a quarantine zone within the United States: CA, NY, or SC (check maps)? ☐ Yes ☐ No

Did samples originate from a foreign source (internationally, including Hawaii and Puerto Rico)? ☐ Yes ☐ No

				Comments/Discrepancy:
Chain of Custody Present?	☑ Yes	☐ No	☐ N/A	1.
Samples Arrived within Hold Time?	☑ Yes	☐ No	☐ N/A	2.
Short Hold Time Analysis (<72 hr.)?	☑ Yes	☐ No	☐ N/A	3.
Rush Turn Around Time Requested?	☑ Yes	☐ No	☐ N/A	4. 5 DAY TAT
Sufficient Volume?	☑ Yes	☐ No	☐ N/A	5.
Correct Containers Used?	☑ Yes	☐ No	☐ N/A	6.
-Pace Containers Used?	☑ Yes	☐ No	☐ N/A	
Containers Intact?	☑ Yes	☐ No	☐ N/A	7.
Dissolved analysis: Samples Field Filtered?	☐ Yes	☑ No	☐ N/A	8.
Sample Labels Match COC? -Includes Date/Time/ID/Analysis Matrix: WS	☑ Yes	☐ No	☐ N/A	9.
Headspace in VOA Vials (>5-6mm)?	☐ Yes	☐ No	☑ N/A	10.
Trip Blank Present?	☐ Yes	☐ No	☑ N/A	11.
Trip Blank Custody Seals Present?	☐ Yes	☐ No	☑ N/A	

Field Data Required? ☐ Yes ☐ No

COMMENTS/SAMPLE DISCREPANCY

Lot ID of split containers:

CLIENT NOTIFICATION/RESOLUTION

Person contacted: Date/Time:

Project Manager SCURF Review: Date:

Project Manager SRF Review: Date:

Pace ANALYTICAL SERVICES

DC#_Title: ENV-FRM-HUN1-0083 v05_Sample Condition Upon Receipt

Effective Date: 05/24/2024

WO# : 92745705

PM: MP Due Date: 08/13/24

CLIENT: GA-ArcadAtl

Project #

*Check mark top half of box if pH and/or dechlorination is verified and within the acceptance range for preservation samples.

Exceptions: VOA, Coliform, TOC, Oil and Grease, DRO/8015 (water) DOC, LLHg

**Bottom half of box is to list number of bottles

***Check all unpreserved Nitrates for chlorine

Laboratory Receiving Location: Asheville ☐ Eden ☐ Greenwood ☐ Huntersville ☐ Raleigh ☐ Mechanicsville ☐ Atlanta ☑ Kernersville ☐

Client Arcadis - Atlanta Profile/EZ (Circle one) 3142926 Notes

Item#	BP4U-125 mL Plastic Unpreserved (N/A) (Cl-)	BP3U-250 mL Plastic Unpreserved (N/A)	BP2U-500 mL Plastic Unpreserved (N/A)	BP1U-1 liter Plastic Unpreserved (N/A)	BP4S-125 mL Plastic H2SO4 (pH < 2) (Cl-)	BP3N-250 mL plastic HNO3 (pH < 2)	BP4Z-125 mL Plastic ZN Acetate & NaOH (>9)	BP4B-125 mL Plastic NaOH (pH > 12) (Cl-)	WGFU-Wide-mouthed Glass jar Unpreserved	AG1U-1 liter Amber Unpreserved (N/A) (Cl-)	AG1H-1 liter Amber HCl (pH < 2)	AG3U-250 mL Amber Unpreserved (N/A) (Cl-)	AG1S-1 liter Amber H2SO4 (pH < 2)	AG3S-250 mL Amber H2SO4 (pH < 2)	DG94-40 mL Amber NH4Cl (N/A)(Cl-)	DG9H-40 mL VOA HCl (N/A)	VG9T-40 mL VOA Na2S2O3 (N/A)	VG9U-40 mL VOA Unpreserved (N/A)	DG9V-40 mL VOA H3PO4 (N/A)	KP7U-50 mL Plastic Unpreserved (N/A)	V/GK (3 vials per kit)-VPH/Gas kit (N/A)	SP5T-125 mL Sterile Plastic (N/A – lab)	SP2T-250 mL Sterile Plastic (N/A – lab)		BP3R-250 mL Plastic (NH2)2SO4 (9.3-9.7)	AG0U-100 mL Amber Unpreserved (N/A) (Cl-)	VSGU-20 mL Scintillation vials (N/A)	DG9U-40 mL Amber Unpreserved vials (N/A)
CC			GA/HS			GA																						
1			2			✓ 1																						
2			2			✓ 1																						
3			2			✓ 1			MP																			
4			2			✓ 1			MP																			
5			2			✓ 1			MP																			
6			2			✓ 1			MP																			
7			2			✓ 1			MP																			
8			2			✓ 1			MP																			
9																												
10																												
11																												
12																												

pH Adjustment Log for Preserved Samples

Sample ID	Type of Preservative	pH upon receipt	Date preservation adjusted	Time preservation adjusted	Amount of Preservative added	Lot #

Note: Whenever there is a discrepancy affecting North Carolina compliance samples, a copy of this form will be sent to the North Carolina DENR Certification Office (i.e. Out of hold, incorrect preservative, out of temp, incorrect containers.

Pace Analytical Services, LLC
110 Technology Parkway
Peachtree Corners, GA 30092
(770)734-4200

August 13, 2024

Kelley Sharpe
ARCADIS - Atlanta
2839 Paces Ferry Rd
STE 900
Atlanta, GA 30339

RE: Project: Plant Hammond-CCR Ash Pond
Pace Project No.: 92745736

Dear Kelley Sharpe:

Enclosed are the analytical results for sample(s) received by the laboratory on August 06, 2024. The results relate only to the samples included in this report. Results reported herein conform to the applicable TNI/NELAC Standards and the laboratory's Quality Manual, where applicable, unless otherwise noted in the body of the report.

The test results provided in this final report were generated by each of the following laboratories within the Pace Network:

- Pace Analytical Services - Asheville
- Pace Analytical Services - Peachtree Corners, GA

If you have any questions concerning this report, please feel free to contact me.

Sincerely,

Maiya Parks

Maiya Parks
maiya.parks@pacelabs.com
770-734-4205
Project Manager

Enclosures

cc: Jordan Gamble, ARCADIS - Atlanta
Ben Hodges, Southern Company
Christine Hug, Geosyntec Consultants, Inc.
Allison Keefer, Southern Company
Laura Midkiff, Southern Company
Caroline Nelson, Geosyntec Consultants, Inc
Noelia Muskus Ruiz, Georgia Power
Tina Sullivan, ERM

REPORT OF LABORATORY ANALYSIS

This report shall not be reproduced, except in full,
without the written consent of Pace Analytical Services, LLC.

Pace Analytical Services, LLC
110 Technology Parkway
Peachtree Corners, GA 30092
(770)734-4200

CERTIFICATIONS

Project: Plant Hammond-CCR Ash Pond
Pace Project No.: 92745736

Pace Analytical Services Asheville
2225 Riverside Drive, Asheville, NC 28804
Florida/NELAP Certification #: E87648
North Carolina Drinking Water Certification #: 37712
North Carolina Wastewater Certification #: 40
South Carolina Laboratory ID: 99030
South Carolina Certification #: 99030001
Virginia/VELAP Certification #: 460222

Pace Analytical Services Peachtree Corners
110 Technology Pkwy, Peachtree Corners, GA 30092
Florida DOH Certification #: E87315
Georgia DW Inorganics Certification #: 812
North Carolina Certification #: 381
South Carolina Certification #: 98011001
Virginia Certification #: 460204

This report shall not be reproduced, except in full,
without the written consent of Pace Analytical Services, LLC.

Pace Analytical Services, LLC
110 Technology Parkway
Peachtree Corners, GA 30092
(770)734-4200

SAMPLE SUMMARY

Project: Plant Hammond-CCR Ash Pond
Pace Project No.: 92745736

Lab ID	Sample ID	Matrix	Date Collected	Date Received
92745705008	**HAM-H+0.25**	Water	08/05/24 11:38	08/06/24 09:35

This report shall not be reproduced, except in full,
without the written consent of Pace Analytical Services, LLC.

Pace Analytical Services, LLC
110 Technology Parkway
Peachtree Corners, GA 30092
(770)734-4200

SAMPLE ANALYTE COUNT

Project: Plant Hammond-CCR Ash Pond
Pace Project No.: 92745736

Lab ID	Sample ID	Method	Analysts	Analytes Reported	Laboratory
92745705008	**HAM-H+0.25**	EPA 6010D	AJM	5	PASI-GA
		EPA 6020B	CW1	2	PASI-GA
		SM 2540C-2015	DL1	1	PASI-GA
		SM 2320B-2011	SMS	3	PASI-A
		EPA 9056A	CDC	3	PASI-A

PASI-A = Pace Analytical Services - Asheville
PASI-GA = Pace Analytical Services - Peachtree Corners, GA

This report shall not be reproduced, except in full,
without the written consent of Pace Analytical Services, LLC.

Pace Analytical Services, LLC
110 Technology Parkway
Peachtree Corners, GA 30092
(770)734-4200

ANALYTICAL RESULTS

Project: Plant Hammond-CCR Ash Pond
Pace Project No.: 92745736

Sample: HAM-H+0.25 **Lab ID: 92745705008** Collected: 08/05/24 11:38 Received: 08/06/24 09:35 Matrix: Water

Parameters	Results	Units	Report Limit	DF	Prepared	Analyzed	CAS No.	Qual
6010D ATL ICP	Analytical Method: EPA 6010D Preparation Method: EPA 3010A							
	Pace Analytical Services - Peachtree Corners, GA							
Boron	**0.058**	mg/L	0.040	1	08/06/24 16:16	08/06/24 20:12	7440-42-8	
Potassium	**2.1**	mg/L	0.50	1	08/06/24 16:16	08/06/24 20:12	7440-09-7	
Sodium	**9.1**	mg/L	1.0	1	08/06/24 16:16	08/06/24 20:12	7440-23-5	
Calcium	**14.6**	mg/L	1.0	1	08/06/24 16:16	08/06/24 20:12	7440-70-2	
Magnesium	**3.2**	mg/L	0.050	1	08/06/24 16:16	08/06/24 20:12	7439-95-4	
6020 MET ICPMS	Analytical Method: EPA 6020B Preparation Method: EPA 3005A							
	Pace Analytical Services - Peachtree Corners, GA							
Cobalt	ND	mg/L	0.0050	1	08/07/24 13:12	08/07/24 18:52	7440-48-4	
Molybdenum	ND	mg/L	0.010	1	08/07/24 13:12	08/07/24 18:52	7439-98-7	
2540C Total Dissolved Solids	Analytical Method: SM 2540C-2015							
	Pace Analytical Services - Peachtree Corners, GA							
Total Dissolved Solids	**116**	mg/L	25.0	1		08/07/24 12:31		
2320B Alkalinity	Analytical Method: SM 2320B-2011							
	Pace Analytical Services - Asheville							
Alkalinity,Bicarbonate (CaCO3)	**46.5**	mg/L	5.0	1		08/09/24 07:58		
Alkalinity,Carbonate (CaCO3)	ND	mg/L	5.0	1		08/09/24 07:58		
Alkalinity, Total as CaCO3	**46.5**	mg/L	5.0	1		08/09/24 07:58		
9056 IC anions 28 Days	Analytical Method: EPA 9056A							
	Pace Analytical Services - Asheville							
Chloride	**5.6**	mg/L	1.0	1		08/08/24 18:28	16887-00-6	
Fluoride	ND	mg/L	0.10	1		08/08/24 18:28	16984-48-8	
Sulfate	**20.2**	mg/L	1.0	1		08/08/24 18:28	14808-79-8	

This report shall not be reproduced, except in full,
without the written consent of Pace Analytical Services, LLC.

Pace Analytical Services, LLC
110 Technology Parkway
Peachtree Corners, GA 30092
(770)734-4200

QUALITY CONTROL DATA

Project: Plant Hammond-CCR Ash Pond
Pace Project No.: 92745736

QC Batch: 873660
QC Batch Method: EPA 3010A
Analysis Method: EPA 6010D
Analysis Description: 6010D ATL
Laboratory: Pace Analytical Services - Peachtree Corners, GA
Associated Lab Samples: 92745705008

METHOD BLANK: 4500495
Matrix: Water
Associated Lab Samples: 92745705008

Parameter	Units	Blank Result	Reporting Limit	Analyzed	Qualifiers
Boron	mg/L	ND	0.040	08/06/24 19:00	
Calcium	mg/L	ND	1.0	08/06/24 19:00	
Magnesium	mg/L	ND	0.050	08/06/24 19:00	
Potassium	mg/L	ND	0.50	08/06/24 19:00	
Sodium	mg/L	ND	1.0	08/06/24 19:00	

LABORATORY CONTROL SAMPLE: 4500496

Parameter	Units	Spike Conc.	LCS Result	LCS % Rec	% Rec Limits	Qualifiers
Boron	mg/L	1	0.94	94	80-120	
Calcium	mg/L	1	1.0	104	80-120	
Magnesium	mg/L	1	0.97	97	80-120	
Potassium	mg/L	1	0.94	94	80-120	
Sodium	mg/L	1	1.0	105	80-120	

MATRIX SPIKE & MATRIX SPIKE DUPLICATE: 4500497 4500498

Parameter	Units	92745705005 Result	MS Spike Conc.	MSD Spike Conc.	MS Result	MSD Result	MS % Rec	MSD % Rec	% Rec Limits	RPD	Max RPD	Qual
Boron	mg/L	0.058	1	1	1.1	1.1	100	100	75-125	0	20	
Calcium	mg/L	14.9	1	1	15.6	16.0	74	113	75-125	2	20	M1
Magnesium	mg/L	3.3	1	1	4.2	4.3	94	100	75-125	2	20	
Potassium	mg/L	2.2	1	1	3.2	3.4	104	123	75-125	6	20	
Sodium	mg/L	9.5	1	1	10.5	10.6	94	106	75-125	1	20	

Results presented on this page are in the units indicated by the "Units" column except where an alternate unit is presented to the right of the result.

This report shall not be reproduced, except in full,
without the written consent of Pace Analytical Services, LLC.

Pace Analytical Services, LLC
110 Technology Parkway
Peachtree Corners, GA 30092
(770)734-4200

QUALITY CONTROL DATA

Project: Plant Hammond-CCR Ash Pond
Pace Project No.: 92745736

QC Batch: 873940
QC Batch Method: EPA 3005A
Analysis Method: EPA 6020B
Analysis Description: 6020 MET
Laboratory: Pace Analytical Services - Peachtree Corners, GA
Associated Lab Samples: 92745705008

METHOD BLANK: 4501868 Matrix: Water
Associated Lab Samples: 92745705008

Parameter	Units	Blank Result	Reporting Limit	Analyzed	Qualifiers
Cobalt	mg/L	ND	0.0050	08/07/24 17:50	
Molybdenum	mg/L	ND	0.010	08/07/24 17:50	

LABORATORY CONTROL SAMPLE: 4501869

Parameter	Units	Spike Conc.	LCS Result	LCS % Rec	% Rec Limits	Qualifiers
Cobalt	mg/L	0.1	0.10	103	80-120	
Molybdenum	mg/L	0.1	0.10	104	80-120	

MATRIX SPIKE & MATRIX SPIKE DUPLICATE: 4501870 4501871

Parameter	Units	92745585001 Result	MS Spike Conc.	MSD Spike Conc.	MS Result	MSD Result	MS % Rec	MSD % Rec	% Rec Limits	RPD	Max RPD	Qual
Cobalt	mg/L	ND	0.1	0.1	0.11	0.11	103	101	75-125	1	20	
Molybdenum	mg/L	ND	0.1	0.1	0.11	0.11	105	105	75-125	0	20	

Results presented on this page are in the units indicated by the "Units" column except where an alternate unit is presented to the right of the result.

REPORT OF LABORATORY ANALYSIS

This report shall not be reproduced, except in full,
without the written consent of Pace Analytical Services, LLC.

Pace Analytical Services, LLC
110 Technology Parkway
Peachtree Corners, GA 30092
(770)734-4200

QUALITY CONTROL DATA

Project: Plant Hammond-CCR Ash Pond
Pace Project No.: 92745736

QC Batch: 873885
QC Batch Method: SM 2540C-2015
Analysis Method: SM 2540C-2015
Analysis Description: 2540C Total Dissolved Solids
Laboratory: Pace Analytical Services - Peachtree Corners, GA
Associated Lab Samples: 92745705008

METHOD BLANK: 4501560
Matrix: Water
Associated Lab Samples: 92745705008

Parameter	Units	Blank Result	Reporting Limit	Analyzed	Qualifiers
Total Dissolved Solids	mg/L	ND	25.0	08/07/24 12:25	

LABORATORY CONTROL SAMPLE: 4501561

Parameter	Units	Spike Conc.	LCS Result	LCS % Rec	% Rec Limits	Qualifiers
Total Dissolved Solids	mg/L	400	383	96	80-120	

SAMPLE DUPLICATE: 4501562

Parameter	Units	92745465008 Result	Dup Result	RPD	Max RPD	Qualifiers
Total Dissolved Solids	mg/L	ND	ND		10	

SAMPLE DUPLICATE: 4501563

Parameter	Units	92745705001 Result	Dup Result	RPD	Max RPD	Qualifiers
Total Dissolved Solids	mg/L	192	188	2	10	

Results presented on this page are in the units indicated by the "Units" column except where an alternate unit is presented to the right of the result.

REPORT OF LABORATORY ANALYSIS

This report shall not be reproduced, except in full,
without the written consent of Pace Analytical Services, LLC.

Pace Analytical Services, LLC
110 Technology Parkway
Peachtree Corners, GA 30092
(770)734-4200

QUALITY CONTROL DATA

Project: Plant Hammond-CCR Ash Pond
Pace Project No.: 92745736

QC Batch: 874216
QC Batch Method: SM 2320B-2011
Analysis Method: SM 2320B-2011
Analysis Description: 2320B Alkalinity
Laboratory: Pace Analytical Services - Asheville
Associated Lab Samples: 92745705008

METHOD BLANK: 4503483 Matrix: Water
Associated Lab Samples: 92745705008

Parameter	Units	Blank Result	Reporting Limit	Analyzed	Qualifiers
Alkalinity, Total as CaCO3	mg/L	ND	5.0	08/08/24 20:50	
Alkalinity,Bicarbonate (CaCO3)	mg/L	ND	5.0	08/08/24 20:50	
Alkalinity,Carbonate (CaCO3)	mg/L	ND	5.0	08/08/24 20:50	

LABORATORY CONTROL SAMPLE: 4503484

Parameter	Units	Spike Conc.	LCS Result	LCS % Rec	% Rec Limits	Qualifiers
Alkalinity, Total as CaCO3	mg/L	50	52.7	105	80-120	

LABORATORY CONTROL SAMPLE: 4503485

Parameter	Units	Spike Conc.	LCS Result	LCS % Rec	% Rec Limits	Qualifiers
Alkalinity, Total as CaCO3	mg/L	50	54.0	108	80-120	

MATRIX SPIKE & MATRIX SPIKE DUPLICATE: 4503486 4503487

Parameter	Units	92745705001 Result	MS Spike Conc.	MSD Spike Conc.	MS Result	MSD Result	MS % Rec	MSD % Rec	% Rec Limits	RPD	Max RPD	Qual
Alkalinity, Total as CaCO3	mg/L	141	50	50	188	188	95	95	80-120	0	25	

MATRIX SPIKE & MATRIX SPIKE DUPLICATE: 4503488 4503489

Parameter	Units	92745705002 Result	MS Spike Conc.	MSD Spike Conc.	MS Result	MSD Result	MS % Rec	MSD % Rec	% Rec Limits	RPD	Max RPD	Qual
Alkalinity, Total as CaCO3	mg/L	76.6	50	50	128	128	104	103	80-120	0	25	

Results presented on this page are in the units indicated by the "Units" column except where an alternate unit is presented to the right of the result.

This report shall not be reproduced, except in full,
without the written consent of Pace Analytical Services, LLC.

Pace Analytical Services, LLC
110 Technology Parkway
Peachtree Corners, GA 30092
(770)734-4200

QUALITY CONTROL DATA

Project: Plant Hammond-CCR Ash Pond
Pace Project No.: 92745736

QC Batch: 874147
QC Batch Method: EPA 9056A
Analysis Method: EPA 9056A
Analysis Description: 9056 IC anions 28 Days
Laboratory: Pace Analytical Services - Asheville
Associated Lab Samples: 92745705008

METHOD BLANK: 4503202
Matrix: Water
Associated Lab Samples: 92745705008

Parameter	Units	Blank Result	Reporting Limit	Analyzed	Qualifiers
Chloride	mg/L	ND	1.0	08/08/24 15:27	
Fluoride	mg/L	ND	0.10	08/08/24 15:27	
Sulfate	mg/L	ND	1.0	08/08/24 15:27	

LABORATORY CONTROL SAMPLE: 4503203

Parameter	Units	Spike Conc.	LCS Result	LCS % Rec	% Rec Limits	Qualifiers
Chloride	mg/L	50	52.3	105	90-110	
Fluoride	mg/L	2.5	2.7	108	90-110	
Sulfate	mg/L	50	52.0	104	90-110	

MATRIX SPIKE & MATRIX SPIKE DUPLICATE: 4503204 4503205

Parameter	Units	92745705001 Result	MS Spike Conc.	MSD Spike Conc.	MS Result	MSD Result	MS % Rec	MSD % Rec	% Rec Limits	RPD	Max RPD	Qual
Chloride	mg/L	2.5	50	50	52.0	54.1	99	103	90-110	4	10	
Fluoride	mg/L	ND	2.5	2.5	2.4	2.6	94	99	90-110	4	10	
Sulfate	mg/L	25.6	50	50	74.0	76.1	97	101	90-110	3	10	

Results presented on this page are in the units indicated by the "Units" column except where an alternate unit is presented to the right of the result.

REPORT OF LABORATORY ANALYSIS

This report shall not be reproduced, except in full,
without the written consent of Pace Analytical Services, LLC.

Pace Analytical Services, LLC
110 Technology Parkway
Peachtree Corners, GA 30092
(770)734-4200

QUALIFIERS

Project: Plant Hammond-CCR Ash Pond
Pace Project No.: 92745736

DEFINITIONS

DF - Dilution Factor, if reported, represents the factor applied to the reported data due to dilution of the sample aliquot.

ND - Not Detected at or above adjusted reporting limit.

TNTC - Too Numerous To Count

J - Estimated concentration above the adjusted method detection limit and below the adjusted reporting limit.

MDL - Adjusted Method Detection Limit.

PQL - Practical Quantitation Limit.

RL - Reporting Limit - The lowest concentration value that meets project requirements for quantitative data with known precision and bias for a specific analyte in a specific matrix.

S - Surrogate

1,2-Diphenylhydrazine decomposes to and cannot be separated from Azobenzene using Method 8270. The result for each analyte is a combined concentration.

Consistent with EPA guidelines, unrounded data are displayed and have been used to calculate % recovery and RPD values.

LCS(D) - Laboratory Control Sample (Duplicate)

MS(D) - Matrix Spike (Duplicate)

DUP - Sample Duplicate

RPD - Relative Percent Difference

NC - Not Calculable.

SG - Silica Gel - Clean-Up

U - Indicates the compound was analyzed for, but not detected.

Acid preservation may not be appropriate for 2 Chloroethylvinyl ether.

A separate vial preserved to a pH of 4-5 is recommended in SW846 Chapter 4 for the analysis of Acrolein and Acrylonitrile by EPA Method 8260.

N-Nitrosodiphenylamine decomposes and cannot be separated from Diphenylamine using Method 8270. The result reported for each analyte is a combined concentration.

Reported results are not rounded until the final step prior to reporting. Therefore, calculated parameters that are typically reported as "Total" may vary slightly from the sum of the reported component parameters.

Pace Analytical is TNI accredited. Contact your Pace PM for the current list of accredited analytes.

TNI - The NELAC Institute.

ANALYTE QUALIFIERS

M1 Matrix spike recovery exceeded QC limits. Batch accepted based on laboratory control sample (LCS) recovery.

This report shall not be reproduced, except in full,
without the written consent of Pace Analytical Services, LLC.

Pace Analytical Services, LLC
110 Technology Parkway
Peachtree Corners, GA 30092
(770)734-4200

QUALITY CONTROL DATA CROSS REFERENCE TABLE

Project: Plant Hammond-CCR Ash Pond
Pace Project No.: 92745736

Lab ID	Sample ID	QC Batch Method	QC Batch	Analytical Method	Analytical Batch
92745705008	**HAM-H+0.25**	EPA 3010A	873660	EPA 6010D	873727
92745705008	**HAM-H+0.25**	EPA 3005A	873940	EPA 6020B	874050
92745705008	**HAM-H+0.25**	SM 2540C-2015	873885		
92745705008	**HAM-H+0.25**	SM 2320B-2011	874216		
92745705008	**HAM-H+0.25**	EPA 9056A	874147		

This report shall not be reproduced, except in full,
without the written consent of Pace Analytical Services, LLC.

Pace® Location Requested (City/State):
Pace Analytical Peachtree Corners
110 Technology Pkwy, Peachtree Corners, GA 30092

CHAIN-OF-CUSTODY Analytical Request Document

Chain-of-Custody is a LEGAL DOCUMENT - Complete all relevant fields

WO# : 92745736

92745736

Company Name:	ARCADIS - Atlanta	Contact/Report To:	Kelley Sharpe
Street Address:	2839 Paces Ferry Rd, Atlanta, GA 30339	Phone #:	(770)547-2978
		E-Mail:	kelley.sharpe@arcadis.com
		Cc E-Mail:	Arcadis-Atl + GA Power Distribution List
Customer Project #:			
Project Name:	Plant Hammond-CCR Ash Pond	Invoice To:	Accounts Payable
		Invoice E-Mail:	georgiapowerinvoices@southernco.com
Site Collection Info/Facility ID (as applicable):		Purchase Order # (if applicable):	GPC82474-0001
		Quote #:	

Time Zone Collected: [ ] AK [ ] PT [ ] MT [ ] CT [ ] ET

County / State origin of sample(s): Georgia

Data Deliverables:
[ ] Level II [ ] Level III [ ] Level IV
[ ] EQUIS
[ ] Other

Regulatory Program (DW, RCRA, etc.) as applicable: Reportable [ ] Yes [ ] No

Rush (Pre-approval required):
[ ] Same Day [ ] 1 Day [ ] 2 Day [ ] 3 Day [ ] Other _____

DW PWSID # or WW Permit # as applicable:

Date Results Requested: 5 Day TAT

Field Filtered (if applicable): [ ] Yes [ ] No
Analysis:

* Matrix Codes (Insert in Matrix box below): Drinking Water (DW), Ground Water (GW), Waste Water (WW), Product (P), Soil/Solid (SS), Oil (OL), Wipe (WP), Tissue (TS), Bioassay (B), Vapor (V), Surface Water (SW),Sediment (SED), Sludge (SL), Caulk (CK), Leachate (LL), Biosolid (BS), Other (OT)

Specify Container Size **

Identify Container Preservative Type***

Analysis Requested

**Container Size: (1) 1L, (2) 500mL, (3) 250mL, (4) 125mL, (5) 100mL, (6) 40mL vial, (7) EnCore, (8) TerraCore, (9) 90mL, (10) Other

*** Preservative Types: (1) None, (2) HNO3, (3) H2SO4, (4) HCl, (5) NaOH, (6) Zn Acetate, (7) NaHSO4, (8) Sod. Thiosulfate, (9) Ascorbic Acid, (10) MeOH, (11) Other

Lab Use Only
Proj. Mgr: **Malya Parks**
AcctNum / Client ID:
Table #:
Profile / Template: **12590**
Prelog / Bottle Ord. ID: **EZ 3142926**

Customer Sample ID	Matrix *	Comp / Grab	Composite Start Date	Composite Start Time	Collected or Composite End Date	Collected or Composite End Time	# Cont.	Res. Chlorine Results	Res. Chlorine Units	App. IV Metals - Co, Mo only	App. III Metals - B, Ca	Metals - K, Mg, Na	Alkalinity (Total/BiCarb)	Cl, F, SO4	TDS	Sample Comment	Preservation non-conformance identified for sample.
HAM+H+0.25	WS	G	8/5/24	1138			3			X	X	X	X	X	X		

Additional Instructions from Pace®:
HAM-CSURF-ASSMT-2024S2 0805

Collected By: (Printed Name) Garrett G
Signature:

Customer Remarks / Special Conditions / Possible Hazards:

# Coolers:	Thermometer ID:	Correction Factor (°C):	Obs. Temp. (°C)	Corrected Temp. (°C)	On Ice:
1					

Relinquished by/Company: (Signature)	Date/Time	Received by/Company: (Signature)	Date/Time	Tracking Number:
Arcadis	8/6/24 0939		8/6/24 0939	
Relinquished by/Company: (Signature)	Date/Time:	Received by/Company: (Signature)	Date/Time:	Delivered by: [✓] In- Person [ ] Courier
Relinquished by/Company: (Signature)	Date/Time:	Received by/Company: (Signature)	Date/Time:	[ ] FedEX [ ] UPS [ ] Other
Relinquished by/Company: (Signature)	Date/Time:	Received by/Company: (Signature)	Date/Time:	Page: 1 of 1

Submitting a sample via this chain of custody constitutes acknowledgment and acceptance of the Pace® Terms and Conditions found at https://www.pacelabs.com/resource-library/resource/pace-terms-and-conditions/

Pace ANALYTICAL SERVICES

DC#_Title: ENV-FRM-HUNT-0003 v03_Sample Condition Upon Receipt

Effective Date: 05/24/2024

Laboratory receiving samples:
Asheville ☐ Eden ☐ Greenwood ☐ Huntersville ☐ Raleigh ☐ Mechanicsville ☐ Atlanta ☑ Kernersville ☐

Sample Condition Upon Receipt

Client Name: Arcadis - Atlanta

Project #:

WO#: 92745736
PM: MP Due Date: 08/13/24
CLIENT: GA-ArcadAtl

Courier: ☐ Commercial ☐ Fed Ex ☐ UPS ☐ USPS ☑ Client ☐ Pace ☐ Other:____

Custody Seal Present? ☑ Yes ☐ No Seals Intact? ☑ Yes ☐ No ☐ N/A

Date/Initials Person Examining Contents: 8/6/24

Packing Material: ☑ Bubble Wrap ☐ Bubble Bags ☐ None ☐ Other

Biological Tissue Frozen? ☐ Yes ☐ No ☐ N/A

Thermometer: ☐ IR Gun ID: 214

Type of Ice: ☑ Wet ☐ Blue ☐ None

Cooler Temp: 5.6

Correction Factor: Add/Subtract (°C) 0

Temp should be above freezing to 6°C
☐ Samples out of temp criteria. Samples on ice, cooling process has begun

Cooler Temp Corrected (°C): 5.6

USDA Regulated Soil (☐ N/A, water sample)
Did samples originate in a quarantine zone within the United States: CA, NY, or SC (check maps)? ☐ Yes ☐ No

Did samples originate from a foreign source (internationally, including Hawaii and Puerto Rico)? ☐ Yes ☐ No

				Comments/Discrepancy:
Chain of Custody Present?	☑ Yes	☐ No	☐ N/A	1.
Samples Arrived within Hold Time?	☑ Yes	☐ No	☐ N/A	2.
Short Hold Time Analysis (<72 hr.)?	☑ Yes	☐ No	☐ N/A	3.
Rush Turn Around Time Requested?	☑ Yes	☐ No	☐ N/A	4. 5 DAY TAT
Sufficient Volume?	☑ Yes	☐ No	☐ N/A	5.
Correct Containers Used?	☑ Yes	☐ No	☐ N/A	6.
-Pace Containers Used?	☑ Yes	☐ No	☐ N/A	
Containers Intact?	☑ Yes	☐ No	☐ N/A	7.
Dissolved analysis: Samples Field Filtered?	☐ Yes	☑ No	☐ N/A	8.
Sample Labels Match COC? -Includes Date/Time/ID/Analysis Matrix: WS	☑ Yes	☐ No	☐ N/A	9.
Headspace in VOA Vials (>5-6mm)?	☐ Yes	☐ No	☑ N/A	10.
Trip Blank Present?	☐ Yes	☐ No	☑ N/A	11.
Trip Blank Custody Seals Present?	☐ Yes	☐ No	☑ N/A	

Field Data Required? ☐ Yes ☐ No

COMMENTS/SAMPLE DISCREPANCY

Lot ID of split containers:

CLIENT NOTIFICATION/RESOLUTION

Person contacted: Date/Time:

Project Manager SCURF Review: Date:

Project Manager SRF Review: Date:

DC#_Title: ENV-FRM-HUN1-0083 v05_Sample Condition Upon Receipt

Effective Date: 05/24/2024

WO#: 92745736

PM: MP **Due Date: 08/13/24**

CLIENT: GA-ArcadAtl

*Check mark top half of box if pH and/or dechlorination is verified and within the acceptance range for preservation samples.
Exceptions: VOA, Coliform, TOC, Oil and Grease, DRO/8015 (water) DOC, LLHg
**Bottom half of box is to list number of bottles
***Check all unpreserved Nitrates for chlorine

Project #

Laboratory Receiving Location: Asheville ☐ Eden ☐ Greenwood ☐ Huntersville ☐ Raleigh ☐ Mechanicsville ☐ Atlanta ☑ Kernersville ☐

Client Arcadis - Atlanta Profile/EZ (Circle one) 3142926 Notes

Item#	BP4U-125 mL Plastic Unpreserved (N/A) (Cl-)	BP3U-250 mL Plastic Unpreserved (N/A)	BP2U-500 mL Plastic Unpreserved (N/A)	BP1U-1 liter Plastic Unpreserved (N/A)		BP4S-125 mL Plastic H2SO4 (pH < 2) (Cl-)	BP3N-250 mL plastic HNO3 (pH < 2)	BP4Z-125 mL Plastic ZN Acetate & NaOH (>9)	BP4B-125 mL Plastic NaOH (pH > 12) (Cl-)	WGFU-Wide-mouthed Glass jar Unpreserved	AG1U-1 liter Amber Unpreserved (N/A) (Cl-)	AG1H-1 liter Amber HCl (pH < 2)	AG3U-250 mL Amber Unpreserved (N/A) (Cl-)	AG1S-1 liter Amber H2SO4 (pH < 2)	AG3S-250 mL Amber H2SO4 (pH < 2)	DG94-40 mL Amber NH4Cl (N/A)(Cl-)	DG9H-40 mL VOA HCl (N/A)	VG9T-40 mL VOA Na2S2O3 (N/A)	VG9U-40 mL VOA Unpreserved (N/A)	DG9V-40 mL VOA H3PO4 (N/A)	KP7U-50 mL Plastic Unpreserved (N/A)	V/GK (3 vials per kit)-VPH/Gas kit (N/A)	SP5T-125 mL Sterile Plastic (N/A – lab)	SP2T-250 mL Sterile Plastic (N/A – lab)		BP3R-250 mL Plastic (NH2)2SO4 (9.3-9.7)	AG0U-100 mL Amber Unpreserved (N/A) (Cl-)	VSGU-20 mL Scintillation vials (N/A)	DG9U-40 mL Amber Unpreserved vials (N/A)
CC			GA/AS				GA																						
1			2				1 ✓	MP																					
2			2				1 ✓	MP																					
3			2				1 ✓	MP																					
4			2				1 ✓	MP																					
5			2				1 ✓	MP																					
6			2				1 ✓	MP																					
7			2				1 ✓	MP																					
8			2				1 ✓																						
9																													
10																													
11																													
12																													

pH Adjustment Log for Preserved Samples

Sample ID	Type of Preservative	pH upon receipt	Date preservation adjusted	Time preservation adjusted	Amount of Preservative added	Lot #

Note: Whenever there is a discrepancy affecting North Carolina compliance samples, a copy of this form will be sent to the North Carolina DENR Certification Office (i.e. Out of hold, incorrect preservative, out of temp, incorrect containers.

VALIDATION REPORTS

February 2024

Geosyntec consultants

180A Market Place Boulevard
Knoxville, TN 37922
PH 865.330.0037
www.geosyntec.com

Memorandum

Date:	17 May 2024
To:	Caroline Nelson
	Christine Hug
From:	Ashley Wilson
CC:	Kristoffer Henderson
Subject:	**Stage 2A Data Validation - Level II Data Deliverables – Pace Analytical Project Services, Project Numbers: 92713556 Revision 1 and 92714158 Revision 1**

SITE: Plant Hammond AP-1

INTRODUCTION

This report summarizes the findings of the Stage 2A data validation of twenty-three aqueous samples, three field duplicates, three field blanks and three equipment blanks, collected 13-16 February 2024, as part of the Plant Hammond sampling event.

The samples were analyzed at Pace Analytical Services – Peachtree Corners, Peachtree Corners, Georgia, for the following analytical tests:

- Metals by United States (US) Environmental Protection Agency (EPA) Methods 3005A/6020B
- Metals by US EPA Method 3010A/6010D
- Mercury by US EPA Method 7470A
- Total Dissolved Solids (TDS) by Standard Method (SM) 2540C-2015

The samples were analyzed at Pace Analytical Services - Asheville, Asheville, North Carolina, for the following analytical tests:

- Anions (chloride, fluoride and sulfate) by US EPA Method 300.0 Rev 2.1 1993
- Alkalinity as CaCO3 (total, bicarbonate and carbonate) by SM 2320B-2011
- Sulfide by SM 4500-S2D-2011

EXECUTIVE SUMMARY

Overall, based on this Stage 2A data validation covering the quality control (QC) parameters listed below and based on the information provided, the data as qualified are usable for

supporting project objectives. The qualified data should be used within the limitations of the qualifications. If there are results with two or more different qualifications due to multiple QC failures, the final qualification is reconciled in the electronic data deliverable (EDD) with qualifications.

The data were reviewed based on the pertinent methods referenced in the laboratory reports, professional and technical judgment, and the following documents:

- US EPA Region IV Data Validation Standard Operating Procedures (US EPA Region IV, September 2011);
- USEPA National Functional Guidelines for Inorganic Superfund Methods Data Review, November 2020 (EPA 542-R-20-006); and
- American National Standard, Verification and Validation of Radiological Data for use in Waste Management and Environmental Remediation, February 15, 2012 (ANSI/ANS- 41.5-2012).

The following samples were analyzed and reported in the laboratory report:

Laboratory IDs	Client IDs
92713556001	HAM-HGWA-1
92713556002	HAM-HGWA-2
92713556003	HAM-HGWA-3
92713556004	HAM-HGWA-43D
92713556005	HAM-HGWA-44D
92713556006	HAM-UGRD-FD-01
92713556007	HAM-UGRD-EB-01
92713556008	HAM-UGRD-FB-01
92714158001	HAM-HGWC-7
92714158002	HAM-HGWC-8
92714158003	HAM-MW-6
92714158004	HAM-MW-7
92714158005	HAM-MW-20
92714158006	HAM-MW-28D
92714158007	HAM-MW-29
92714158008	HAM-AP1-EB-01

Laboratory IDs	Client IDs
92714158009	HAM-AP1-FB-01
92714158010	HAM-AP1-FD-01
92714158011	HAM-HGWC-09
92714158012	HAM-HGWC-10
92714158013	HAM-HGWC-11
92714158014	HAM-HGWC-12
92714158015	HAM-MW-5
92714158016	HAM-MW-19
92714158017	HAM-MW-24D
92714158018	HAM-MW-25D
92714158019	HAM-MW-26D
92714158020	HAM-AP1-FD-02
92714158021	HAM-AP1-EB-02
92714158022	HAM-AP1-FB-02
92714158023	HAM-HGWC-13
92714158024	HAM-MW-27D

The chain of custody (COC) indicates the samples were received between 0-6 ^{o}C. No preservation issues were noted by the laboratory.

Radium 226/228 was requested on the COC. However, this data was reported separately.

Laboratory reports 92713556 and 92714158 were revised on May 8, 2024, to update the reporting limit (RL) for arsenic. The revised reports were identified as 92713556 Revision 1 and 92714158 Revision 1, respectively.

1.0 METALS

The samples were analyzed for metals by US EPA methods 3005A/6020B and 3010A/6010D.

The areas of data review are listed below. A leading check mark (✓) indicates an area of review in which the data were acceptable. A preceding crossed circle (⊗) signifies areas where issues were raised during the course of the validation review and should be considered to determine any impact on data quality and usability.

✓ Overall Assessment
✓ Holding Time
✓ Method Blank
✓ Matrix Spike/Matrix Spike Duplicate
✓ Laboratory Control Sample
⊗ Equipment Blank
✓ Field Blank
✓ Field Duplicate
✓ Sensitivity

1.1 Overall Assessment

The metals data reported in this data package are considered usable for supporting project objectives. The results are considered valid; the analytical completeness defined as the ratio of the number of valid analytical results (valid analytical results include values qualified as estimated) to the total number of analytical results requested on samples submitted for this analysis, for this dataset is 100%.

1.2 Holding Time

The holding time for the metals analysis of a water sample is 180 days from sample collection to analysis. The holding times were met for the sample analyses.

1.3 Method Blank

Method blanks were analyzed at the proper frequency for the number and types of samples analyzed (one per batch of 20 samples). The metals were not detected in the method blanks at or above the method detection limits (MDLs).

1.4 Matrix Spike/Matrix Spike Duplicate (MS/MSD)

MS/MSDs were analyzed at the proper frequency for the number and types of samples analyzed (one per batch of 20 samples). Sample set specific MS/MSD pairs were reported for metals by US EPA methods 6020B and 6010D, using samples HAM-HGWA-1, HAM-HGWA-44D, HAM-MW-25D and HAM-AP1-FD-02. The recovery and relative percent difference (RPD) results were within the laboratory specified acceptance criteria, with the following exceptions.

One or both recoveries of calcium, magnesium and sodium in the MS/MSD pair using sample HAM-HGWA-1 were low and outside of laboratory specified acceptance criteria. Since the calcium, magnesium and sodium concentrations in sample HAM-HGWA-1 were greater than four times the spiked concentrations, no qualifications were applied to the data based on the MS/MSD recovery results.

The recoveries of calcium and sodium in the MS/MSD pair using sample HAM-MW-25D were high or low and outside of laboratory specified acceptance criteria. Since the calcium and sodium concentrations in sample HAM-MW-25D were greater than four times the spiked concentrations, no qualifications were applied to the data based on the MS/MSD recovery results.

Batch MS/MSDs were also reported for both methods. Since these were batch QC, the results do not affect the samples in this data set and qualifications were not applied to the data.

1.5 Laboratory Control Sample (LCS)

LCSs were analyzed at the proper frequency for the number and types of samples analyzed (one per batch of 20 samples). The recovery results were within the laboratory specified acceptance criteria.

1.6 Equipment Blank

Three equipment blanks were collected with the sample set, HAM-UGRD-EB-01, HAM-AP1-EB-01 and HAM-AP1-EB-02. Metals were not detected in the equipment blanks at or above the MDLs, with the following exception.

Calcium (0.26 mg/L) was detected at an estimated concentration greater than the MDL and less than the RL in HAM-AP1-EB-01. Since calcium was detected in the associated samples at concentrations greater than ten times the blank contamination, no qualifications were applied to the data.

Antimony (0.00064 mg/L) and boron (0.019 mg/L) were detected at estimated concentrations greater than the MDLs and less than the RLs in HAM-AP1-EB-02. Therefore, the concentrations of boron in samples HAM-HGWC-10, HAM-MW-20, HAM-MW-27D and HAM-MW-5 were J

qualified as estimated and the estimated concentration of boron in sample HAM-MW-7 was U qualified as not detected at or above the RL.

Sample ID	Compound	Laboratory Result (mg/L)	Laboratory Flag	Validation Result (mg/L)	Validation Qualifier*	Reason Code**
HAM-HGWC-10	Boron	0.089	NA	0.089	J+	BEL
HAM-MW-27D	Boron	0.12	NA	0.12	J+	BEL
HAM-MW-5	Boron	0.046	NA	0.046	J+	BEL

mg/L- milligram per liter
NA-not applicable
* Validation qualifiers are defined in Attachment 1 at the end of this report
**Reason codes are defined in Attachment 2 at the end of this report

1.7 Field Blank

Three field blanks were collected with the sample set, HAM-UGRD-FB-01, HAM-AP1-FB-01 and HAM-AP1-FB-02. Metals were not detected in the field blanks at or above the MDLs.

1.8 Field Duplicate

Three field duplicate samples were collected with the sample set, HAM-UGRD-FD-01, HAM-AP1-FD-01 and HAM-AP1-FD-02. Acceptable precision (RPD < 30%) was demonstrated between the field duplicate and the original samples, HAM-HGWA-44D, HAM-MW-29 and HAM-HGWC-12, respectively, with the following exception.

The iron RPD for field duplicate pair HAM-AP1-FD-01/HAM-MW-29 was greater than 30%. Therefore, the concentrations of iron in this field duplicate pair were J qualified as estimated.

Sample	Analyte	Laboratory Result (mg/L)	Laboratory Flag	RPD	Validation Result (mg/L)	Validation Qualifier	Reason Code
HAM-AP1-FD-01	Iron	0.095	NA	39	0.095	J	RPDF1
HAM-MW-29	Iron	0.064	NA		0.064	J	RPDF1

mg/L-milligram per liter
NA-not applicable

1.9 Sensitivity

The samples were reported to the MDLs. Elevated non-detect results were not reported.

2.0 MERCURY

The samples were analyzed for mercury by US EPA method 7470A.

The areas of data review are listed below. A leading check mark (✓) indicates an area of review in which the data were acceptable. A preceding crossed circle (⊗) signifies areas where issues were raised during the course of the validation review and should be considered to determine any impact on data quality and usability.

- ✓ Overall Assessment
- ✓ Holding Time
- ✓ Method Blank
- ✓ Matrix Spike/Matrix Spike Duplicate
- ✓ Laboratory Control Sample
- ✓ Equipment Blank
- ✓ Field Blank
- ✓ Field Duplicate
- ✓ Sensitivity

2.1 Overall Assessment

The mercury data reported in this data package are considered usable for meeting project objectives. The results are considered valid; the analytical completeness defined as the ratio of the number of valid analytical results (valid analytical results include values qualified as estimated) to the total number of analytical results requested on samples submitted for this analysis, for this dataset is 100%.

2.2 Holding Time

The holding time for the mercury analysis of a water sample is 28 days from sample collection to analysis. The holding times were met for the sample analyses.

2.3 Method Blank

Method blanks were analyzed at the proper frequency for the number and types of samples analyzed (one per batch of 20 samples). Mercury was not detected in the method blank at or above the MDL.

2.4 Matrix Spike/Matrix Spike Duplicate

MS/MSDs were analyzed at the proper frequency for the number and types of samples analyzed (one per batch of 20 samples).

Two sample set specific MS/MSD pairs were reported, using samples HAM-HGWA-2 and HAM-HGWC-7. The recovery and RPD results were within laboratory specified acceptance criteria.

Batch MS/MSDs were also reported for mercury. Since these were batch QC, the results do not affect the samples in this data set and qualifications were not applied to the data.

2.5 Laboratory Control Sample

LCSs were analyzed at the proper frequency for the number and types of samples analyzed (one per batch of 20 samples). The recovery results were within the laboratory specified acceptance criteria.

2.6 Equipment Blank

Three equipment blanks were collected with the sample set, HAM-UGRD-EB-01, HAM-AP1-EB-01 and HAM-AP1-EB-02. Mercury was not detected in the equipment blanks at or above the MDLs.

2.7 Field Blank

Three field blanks were collected with the sample set, HAM-UGRD-FB-01, HAM-AP1-FB-01 and HAM-AP1-FB-02. Mercury not detected in the field blanks at or above the MDLs.

2.8 Field Duplicate

Three field duplicate samples were collected with the sample set, HAM-UGRD-FD-01, HAM-AP1-FD-01 and HAM-AP1-FD-02. Acceptable precision (RPD < 30%) was demonstrated between the field duplicate and the original samples, HAM-HGWA-44D, HAM-MW-29 and HAM-HGWC-12, respectively, with the following exception.

Mercury was detected in field duplicate HAM-AP1-FD-01 and not detected in sample HAM-MW-29. Since the difference between the results were within the RL of each other, no qualifications were applied to the data.

2.9 Sensitivity

The samples were reported to the MDL. Elevated non-detect results were not reported.

3.0 WET CHEMISTRY

The samples were analyzed for chloride, fluoride and sulfate by US EPA method 300.0 Rev 2.1 1993, TDS by SM 2540C-2015, alkalinity as CaCO3 (total, bicarbonate and carbonate) by SM 2320B-2011 and sulfide by SM 4500-S2D-2011.

The areas of data review are listed below. A leading check mark (✓) indicates an area of review in which the data were acceptable. A preceding crossed circle (⊗) signifies areas where issues

were raised during the course of the validation review and should be considered to determine any impact on data quality and usability.

✓ Overall Assessment
✓ Holding Times
✓ Method Blank
⊗ Matrix Spike/Matrix Spike Duplicate
✓ Laboratory Control Sample
⊗ Laboratory Duplicate
⊗ Equipment Blank
⊗ Field Blank
✓ Field Duplicate
✓ Sensitivity

3.1 Overall Assessment

The wet chemistry data reported in this data package are considered usable for supporting project objectives. The results are considered valid; the analytical completeness defined as the ratio of the number of valid analytical results (valid analytical results include values qualified as estimated) to the total number of analytical results requested on samples submitted for these analyses, for this dataset is 100%.

3.2 Holding Times

The holding times for water samples are listed below. The holding times were met for the sample analyses.

Analysis	Holding Time
Anions (fluoride, chloride and sulfate)	28 days from collection to analysis
TDS	7 days from collection to analysis
Alkalinity	14 days from collection to analysis
Sulfide	28 days from collection to analysis

3.3 Method Blank

Method blanks were analyzed at the proper frequency for the number and types of samples analyzed (one per batch of 20 samples). The wet chemistry parameters were not detected in the method blanks at or above the MDLs.

3.4 Matrix Spike/Matrix Spike Duplicate

MS/MSDs were analyzed at the proper frequency for the number and types of samples analyzed (one per batch of 20 samples). Three sample set specific MS/MSD pairs were reported for chloride, fluoride and sulfate using samples HAM-HGWA-1, HAM-AP1-FD-01 and HAM-AP1-FD-02.

Three sample set specific MS/MSD pairs were reported for sulfide using samples HAM-HGWA-1, HAM-AP1-FD-01 and HAM-MW-25D. The recovery and RPD results were within the laboratory specified acceptance criteria, with the following exceptions.

The recoveries of fluoride in the MS/MSD pair using sample HAM-HGWA-1 were high and outside of laboratory specified acceptance criteria. Therefore, the estimated concentration of fluoride in sample HAM-HGWA-1 was J qualified as estimated.

One or both recoveries of chloride and sulfate in the MS/MSD pair using sample HAM-AP1-FD-01 were low and outside of laboratory specified acceptance criteria. Therefore, the concentrations of chloride and sulfate in sample HAM-AP1-FD-01 were J- qualified as estimated with a low bias.

The recoveries of sulfate in the MS/MSD pair using sample HAM-HGWA-1 were low and outside of laboratory specified acceptance criteria. Therefore, the concentration of sulfate in sample HAM-HGWA-1 was J- qualified as estimated with a low bias.

The RPD of sulfide in the MS/MSD pair using sample HAM-HGWA-1 was high and outside of laboratory specified acceptance criteria. Since sulfide was not detected in sample HAM-HGWA-1, no qualifications were applied to the data.

Batch MS/MSD pairs were also reported. Since these were batch QC, the results do not affect the samples in this data set and qualifications were not applied to the data.

Sample ID	Compound	Laboratory Result (mg/L)	Laboratory Flag	Validation Result (mg/L)	Validation Qualifier	Reason Code
HAM-HGWA-1	Fluoride	0.071	J,M1	0.071	J	MS1
HAM-AP1-FD-01	Sulfate	146	M1	146	J-	MS1
HAM-AP1-FD-01	Chloride	56.3	M1	56.3	J-	MS1
HAM-HGWA-1	Sulfate	50.4	M1	50.4	J-	MS1

mg/L- milligram per liter
J-the result is less than RL but greater than the MDL and the concentration is an approximate value
M1-Matrix spike recovery exceeded QC limits

3.5 Laboratory Control Sample

LCSs were analyzed at the proper frequency for the number and types of samples analyzed (one per batch of 20 samples). The recovery results were within the laboratory specified acceptance criteria.

3.6 Laboratory Duplicate

Four laboratory duplicates were reported for TDS using samples HAM-HGWA-1, HAM-HGWC-8, HAM-MW-25D and HAM-MW-27D. The RPD results were within the laboratory specified acceptance criteria, with the following exception.

The RPD of TDS in the laboratory duplicate pair using sample HAM-MW-27D was high and outside of laboratory specified acceptance criteria. Therefore, the TDS concentration for sample HAM-MW-27D was J qualified as estimated.

Batch laboratory duplicates were also reported for TDS. Since these were batch QC, the results do not affect the samples in this data set and qualifications were not applied to the data.

Sample ID	Compound	Laboratory Result (mg/L)	Laboratory Flag	Validation Result (mg/L)	Validation Qualifier	Reason Code
HAM-MW-27D	Total Dissolved Solids	348	D6	348	J	LD1

mg/L- milligram per liter

D6-Sample was diluted due to the presence of high levels of non-target analytes or other matrix interference

3.7 Equipment Blank

Three equipment blanks were collected with the sample set, HAM-UGRD-EB-01, HAM-AP1-EB-01 and HAM-AP1-EB-02. The wet chemistry parameters were not detected in the equipment blank at or above the MDLs, with the following exceptions.

TDS (205 mg/L and 61.0 mg/L) was detected in HAM-AP1-EB-01 and HAM-AP1-EB-02, respectively, at concentrations greater than the RL. Therefore, the concentrations of TDS in samples HAM-AP1-FD-01, HAM-HGWC-10, HAM-HGWC-11, HAM-HGWC-7, HAM-HGWC-8, HAM-MW-19, HAM-MW-20, HAM-MW-24D, HAM-MW-25D, HAM-MW-27D, HAM-MW-28D, HAM-MW-29, HAM-MW-5 and HAM-MW-6 were J+ qualified as estimated with a high bias. The concentration in sample HAM-MW-7 was U qualified as not detected at or above the equipment blank concentration.

Sample ID	Compound	Laboratory Result (mg/L)	Laboratory Flag	Validation Result (mg/L)	Validation Qualifier	Reason Code
HAM-AP1-FD-01	Total Dissolved Solids	545	NA	545	J+	BEH
HAM-HGWC-10	Total Dissolved Solids	229	NA	229	J+	BEH
HAM-HGWC-11	Total Dissolved Solids	491	NA	491	J+	BEH
HAM-HGWC-7	Total Dissolved Solids	440	NA	440	J+	BEH
HAM-HGWC-8	Total Dissolved Solids	407	NA	407	J+	BEH
HAM-MW-19	Total Dissolved Solids	402	NA	402	J+	BEH

Sample ID	Compound	Laboratory Result (mg/L)	Laboratory Flag	Validation Result (mg/L)	Validation Qualifier	Reason Code
HAM-MW-20	Total Dissolved Solids	459	NA	459	J+	BEH
HAM-MW-24D	Total Dissolved Solids	343	NA	343	J+	BEH
HAM-MW-25D	Total Dissolved Solids	334	NA	334	J+	BEH
HAM-MW-27D	Total Dissolved Solids	348	D6	348	J	BEH
HAM-MW-28D	Total Dissolved Solids	356	NA	356	J+	BEH
HAM-MW-29	Total Dissolved Solids	612	NA	612	J+	BEH
HAM-MW-5	Total Dissolved Solids	328	NA	328	J+	BEH
HAM-MW-6	Total Dissolved Solids	633	NA	633	J+	BEH
HAM-MW-7	Total Dissolved Solids	113	NA	113	U	BEH

mg/L- milligram per liter
NA-not applicable
D6-Sample was diluted due to the presence of high levels of non-target analytes or other matrix interference

3.8 Field Blank

Three field blanks were collected with the sample set, HAM-UGRD-FB-01, HAM-AP1-FB-01 and HAM-AP1-FB-02. The wet chemistry parameters were not detected in the field blank at or above the MDLs, with the following exception.

TDS (34.0 mg/L) was detected in HAM-AP1-FB-02 at a concentration greater than the RL. Due to a higher concentration in the equipment blank, HAM-AP1-EB-01, qualifications were applied based on the equipment blank contamination. Therefore, based on professional and technical judgment, no additional qualifications were applied to the data.

3.9 Field Duplicate

Three field duplicate samples were collected with the sample set, HAM-UGRD-FD-01, HAM-AP1-FD-01 and HAM-AP1-FD-02. Acceptable precision (RPD < 30%) was demonstrated between the field duplicate and the original samples, HAM-HGWA-44D, HAM-MW-29 and HAM-HGWC-12, respectively.

3.10 Sensitivity

The samples were reported to the MDLs. Elevated non-detect results were not reported.

---

* * * * *

ATTACHMENT 1
DATA VALIDATION QUALIFIER DEFINITIONS AND INTERPRETATION KEY
Assigned by Geosyntec's Data Validation Team

DATA QUALIFIER DEFINITIONS

U The analyte was analyzed for but was not detected at or above the reported sample quantitation limit. Upon application of the U qualifier to a reported result, the definition changes to "not detected at or above the reported result".

J The analyte was positively identified; the associated numerical value is the approximate concentration of the analyte in the sample.

J+ The analyte was positively identified; however, the associated numerical value is likely to be higher than the concentration of the analyte in the sample due to positive bias of associated QC or calibration data or attributable to matrix interference.

J- The analyte was positively identified; however, the associated numerical value is likely to be lower than the concentration of the analyte in the sample due to negative bias of associated QC or calibration data or attributable to matrix interference.

UJ The analyte was not detected above the reported sample quantitation limit. However, the reported quantitation limit is approximate and may or may not represent the actual limit of quantitation necessary to accurately and precisely measure the analyte in the sample.

R The sample results are rejected due to serious deficiencies in the ability to analyze the sample and meet quality control criteria. The presence or absence of the analyte cannot be verified.

ATTACHMENT 2
DATA VALIDATION REASON CODES
Assigned by Geosyntec's Data Validation Team

DQM Reason Code	Description
AB1	> Samples in batch
AB2	QC sample missing
AB3	Batch analysis time exceeded
BAH	Contamination detected in the Ambient Blank greater than or equal to the Quantitation Limit.
BAL	Contamination detected in the Ambient Blank less than the Quantitation Limit.
BC	Calibration blank contamination
BC1	assoc. result < RL
BC2	assoc. result > RL < mult.
BC3	assoc. result > RL > mult.
BEH	Contamination detected in the Equipment Blank greater than or equal to the Quantitation Limit.
BEL	Contamination detected in the Equipment Blank less than the Quantitation Limit.
BF	Field blank contamination
BF1	assoc. result < RL
BF2	assoc. result > RL < mult.
BF3	assoc. result > RL > mult.
BFH	Contamination detected in the Field Blank greater than or equal to the Quantitation Limit.
BFL	Contamination detected in the Field Blank less than the Quantitation Limit.
BL	Laboratory blank contamination
BL1	assoc. result < RL
BL2	assoc. result > RL < mult.
BL3	assoc. result > RL > mult.
BLH	Contamination detected in the Lab Blank greater than or equal to the Quantitation Limit.
BLL	Contamination detected in the Lab Blank less than the Quantitation Limit.
BT	Trip blank contamination
BT1	assoc. result < RL
BT2	assoc. result > RL < mult.
BT3	assoc. result > RL > mult.
BTH	Contamination detected in the Trip Blank greater than or equal to the Quantitation Limit.
BTL	Contamination detected in the Trip Blank less than the Quantitation Limit.
CA1	Column difference
CC1	CCV %D
CC2	CCV %R
CC3	CCV RRF
CI1	IC RSD
CI2	IC RRF
CR1	Calibration range

DQM Reason Code	Description
CV1	ICV or CCV %D
CV2	ICV or CCV %R
CV3	ICV CCV RRF
DF1	Dilution Factor > 1
DL	Dilution Factor > 1
DVT1	The Dissolved Result > Total Result and the absolute difference > the AD_MULTIPLIER_CL * Detection Limit
DVT2	The Dissolved Result > Total Result and the absolute difference > AD_MULTIPLIER_UCO * Detection Limit
DVT3	The Dissolved Result > Total Result and the relative percent difference (RPD) > RPD_CL
DVT4	The Dissolved Result > Total Result and the relative percent difference (RPD) > RPD_UCO
ER1	MDL=<RESULT<RL (INORGANIC)
ER2	MDL=<RESULT<RL (ORGANIC)
FBC1	BLANK CONTAMINATION
FBC2	RESULT < BLANK * MULTIPLIER
FBC3	RESULT > BLANK * MULTIPLIER
FD1	Field duplicate RPD
FD2	Field duplicate abs. diff.
GHT1	GROSS_QUALIFIER_HIT
GHT2	GROSS_QUALIFIER_NON_DETECT
HP1	Hydrocarbon pattern
HT1	Holding time samp. to preservation
HT2	Holding time samp. to analysis
HT3	Holding time gros. samp. to pres.
HT4	Holding time gros. samp. to analysis
IS1	Internal standard
LBC1	BLANK CONTAMINATION
LBC2	RESULT < BLANK * MULTIPLIER
LBC3	RESULT > BLANK * MULTIPLIER
LD1	Lab duplicate RPD
LD2	Lab duplicate abs. diff.
LS1	LS %R
LS2	LS RPD
MS1	MS %R
MS2	MS RPD
MS3	Parent >4x spike
MS4	Spike diluted out

DQM Reason Code	Description
NP1	Non-Preferred Result
NR1	NUMERIC RESULTS
OT1	Other quality issue
PS1	BETWEEN CONTROL AND WARNING LIMITS
PS2	INVALID
PS3	LESS THAN LOWER CONTROL LIMIT
PS4	LESS THAN LOWER WARNING LIMIT
PT1	The preservative for this test id does not match the required preservative in RT_HOLDING_TIME.
RDL1	EXCEEDS REQUIRED DETECTION LIMIT
RL1	ND > project limit
RO1	Other rad. issue
RPD1	LCS/LCSD
RPD2	LCS/LCSD_NON_DETECT
RPD3	MS/MSD
RPD4	MS/MSD_NON_DETECT
RPD5	Orig/Dup
RPD6	Orig/Dup_NON_DETECT
RPDF1	FIELD DUPLICATE
RPDF2	FIELD DUPLICATE NON_DETECT
RQ1	Rad. quantitation issue
RR1	Repeated result same method
RR2	Repeated result diff. method
RSD1	RSD exceeds CL for LCS sample
RSD2	RSD exceeds CL for MS sample
RSD3	RSD exceeds CL for Lab sample
RSD4	RSD exceeds CL for Field sample
RY1	Tracer or carrier
SD1	Serial dilution
SO1	High moisture
SO2	Wet weight
SP1	Preservation, temp
SP2	Preservation, pH
SP3	Preservation, headspace
SPR1	BLANK SPIKE > UCL
SPR10	EarthSoft.DQM.SpikeRecovery2
SPR11	EarthSoft.DQM.SpikeRecovery2
SPR12	EarthSoft.DQM.SpikeRecovery2
SPR2	INORGANIC SPIKE > UCL

DQM Reason Code	Description
SPR3	ORGANIC SPIKE > UCL
SPR4	LCL > BLANK > LOW_CUTOFF
SPR5	LCL > INORG > LOW_CUTOFF
SPR6	LCL > ORG > LOW_CUTOFF
SPR7	BLANK SPIKE < LOW_CUTOFF
SPR8	INORGANIC SPIKE < LOW_CUTOFF
SPR9	ORGANIC SPIKE < LOW_CUTOFF
SU	Surrogate outlier
SU1	Surrogate
SU2	Surrogate diluted out
SURR1	ASSO. DETECTS OF LCL > REC > LOW_CUTOFF
SURR10	EarthSoft.DQM.SurrogateRecovery
SURR11	EarthSoft.DQM.SurrogateRecovery
SURR12	EarthSoft.DQM.SurrogateRecovery
SURR2	ASSO. DETECTS OF REC < LOW_CUTOFF
SURR3	ASSO. DETECTS OF REC > UCL
SURR4	ASSO. NDS OF LCL > REC > LOW_CUTOFF
SURR5	ASSO. NDS OF REC < LOW_CUTOFF
SURR6	ASSO. NDS OF REC > UCL
SURR7	LCL > REC > LOW_CUTOFF
SURR8	REC < LOW_CUTOFF
SURR9	REC > UCL
TBC1	BLANK CONTAMINATION
TBC2	RESULT < BLANK * MULTIPLIER
TBC3	RESULT > BLANK * MULTIPLIER
TR	Trace Detection
TR1	Trace detection
TRA1	Tracer is outside of UCL or LCL
TRA2	Associated result of a tracer less than the LCL
TRA3	Associated detect result of a tracer greater than the UCL
VC1	Canister vacuum
VC2	Canister contamination
VSU1	INVALID SAMPLE UNIT TYPE
VSU2	MISSING SAMPLE UNIT TYPE
VSU3	NON-DEFAULT RESULT UNIT

Geosyntec consultants

180A Market Place Boulevard
Knoxville, TN 37922
PH 865.330.0037
www.geosyntec.com

Memorandum

Date: 23 May 2024

To: Whitney Law

From: Ashley Wilson

CC: Kristoffer Henderson

Subject: Stage 2A Data Validation - Level II Data Deliverables – Pace Analytical Services, LLC Project Numbers 92713558 and 92714165 Revision 2

SITE: Plant Hammond AP-1

INTRODUCTION

This report summarizes the findings of the Stage 2A data validation of twenty-three aqueous samples, three field duplicate samples, three field blanks, and three equipment blanks, collected 13-16 February 2024, as part of the Plant Hammond AP on-site sampling event.

The samples were analyzed at Pace Analytical Services, LLC, Greensburg, Pennsylvania, for the following analytical tests:

- Radium-226 by United States (US) Environmental Protection Agency (EPA) Method 9315
- Radium-228 by US EPA Method 9320
- Total Radium by Calculation

EXECUTIVE SUMMARY

Overall, based on this Stage 2A data validation covering the quality control (QC) parameters listed below and based on the information provided, the data as qualified are usable for supporting project objectives. The qualified data should be used within the limitations of the qualifications. If there are results with two or more different qualifications due to multiple QC failures, the final qualification is reconciled in the electronic data deliverable (EDD) with qualifications.

The data were reviewed based on the pertinent methods referenced in the laboratory reports, professional and technical judgment, and the following documents:

- US EPA Region IV Data Validation Standard Operating Procedures (US EPA Region IV, September 2011);
- USEPA National Functional Guidelines for Inorganic Superfund Methods Data Review, November 2020 (EPA 542-R-20-006); and

- American National Standard, Verification and Validation of Radiological Data for use in Waste Management and Environmental Remediation, February 15, 2012 (ANSI/ANS-41.5-2012).

The following samples were analyzed and reported in the laboratory reports:

Laboratory IDs	Client IDs
92713558001	HAM-HGWA-1
92713558002	HAM-HGWA-2
92713558003	HAM-HGWA-3
92713558004	HAM-HGWA-43D
92713558005	HAM-HGWA-44D
92713558006	HAM-UGRD-FD-01
92713558007	HAM-UGRD-EB-01
92713558008	HAM-UGRD-FB-01
92714165001	HAM-HGWC-7
92714165002	HAM-HGWC-8
92714165003	HAM-MW-6
92714165004	HAM-MW-7
92714165005	HAM-MW-20
92714165006	HAM-MW-28D
92714165007	HAM-MW-29
92714165008	HAM-AP1-EB-01

Laboratory IDs	Client IDs
92714165009	HAM-AP1-FB-01
92714165010	HAM-AP1-FD-01
92714165011	HAM-HGWC-09
92714165012	HAM-HGWC-10
92714165013	HAM-HGWC-11
92714165014	HAM-HGWC-12
92714165015	HAM-MW-5
92714165016	HAM-MW-19
92714165017	HAM-MW-24D
92714165018	HAM-MW-25D
92714165019	HAM-MW-26D
92714165020	HAM-AP1-FD-02
92714165021	HAM-AP1-EB-02
92714165022	HAM-AP1-FB-02
92714165023	HAM-HGWC-13
92714165024	HAM-MW-27D

The samples were received within 0-6 degrees Celsius (ºC). No sample preservation issues were noted by the laboratory.

Laboratory report 92714165 was revised on March 26, 2024 to update sample 024 Sample ID. The revised report was identified as 92714165 Revision 1. It was revised again on April 15, 2024, to correct the collection date for HAM-HGWC-13 and HAM-MW-27D. The revised report was then identified as 92714165 Revision 2.

1.0 RADIOCHEMISTRY

The samples were analyzed for radium-226 by US EPA method 9315, radium-228 by US EPA method 9320 and total radium by calculation.

The areas of data review are listed below. A leading check mark (✓) indicates an area of review in which the data were acceptable. A preceding crossed circle (⊗) signifies areas where issues were raised during the course of the validation review and should be considered to determine any impact on data quality and usability.

✓ Overall Assessment
✓ Holding Times

- ✓ Method Blank
- ✓ Matrix Spike/Matrix Spike Duplicate
- ⊗ Laboratory Control Sample
- ✓ Laboratory Duplicate
- ✓ Tracers and Carriers
- ✓ Equipment Blank
- ✓ Field Blank
- ✓ Field Duplicate
- ✓ Sensitivity
- ✓ Electronic Data Deliverables Review

1.1 Overall Assessment

The radium-226 and radium-228 data reported in this data set are considered usable for supporting project objectives. The results are considered valid; the analytical completeness defined as the ratio of the number of valid analytical results (valid analytical results include values qualified as estimated) to the total number of analytical results requested on samples submitted for this analysis, for this data set is 100%.

1.1.1 Analysis Anomaly

92713558: Total radium was reported at the minimum detectable concentration (MDC) for radium-226 and total radium-228 was detected greater than the MDC in sample HAM-HGWA-43D. Since total radium is calculated from radium-226 and radium-228, and radium-226 was greater than the MDC, and based on professional and technical judgment, the total radium concentrations for this sample was reported with no qualifications.

92714165: Total radium was reported at the minimum detectable concentration (MDC) for radium-226 and total radium-228 was detected greater than the MDC in sample HAM-HGWC-11. Since total radium is calculated from radium-226 and radium-228, and radium-226 was greater than the MDC, and based on professional and technical judgment, the total radium concentrations for this sample was reported with no qualifications.

Sample ID	Compound	Laboratory Result (pCi/L)	Laboratory Flag	Validation Result (pCi/L)	Validation Qualifier*	Reason Code**
HAM-HGWA-43D	Combined Radium 226 + 228	0.860	U	0.860	NA	RO1
HAM-HGWC-11	Combined Radium 226 + 228	0.819	U	0.819	NA	RO1

pCi/L-picocuries per liter
U-not detected at or above the MDC
NA-not applicable
* Validation qualifiers are defined in Attachment 1 at the end of this report
**Reason codes are defined in Attachment 2 at the end of this report

1.2 Holding Times

The holding times for the radium-226 and radium-228 analyses of a water sample are 180 days from sample collection to analysis. The holding times were met for the sample analyses.

1.3 Method Blank

Method blanks were analyzed at the proper frequency for the number and types of samples analyzed (one per batch of 20 samples). Radium-226 and radium-228 were not detected in the method blanks at or above the minimum detectable concentrations (MDCs).

1.4 Matrix Spike/Matrix Spike Duplicate (MS/MSD)

MS/MSD pairs were not reported with the data.

1.5 Laboratory Control Sample (LCS)

LCSs were analyzed at the proper frequency for the number and types of samples analyzed (one per batch of 20 samples). The recovery and replicate error ratio (RER) [1 sigma (1σ)] results were within the laboratory specified acceptance criteria, with the following exception.

92714165: The RPD of radium-228 in the LCS/LCSD pair in batch 650438 was outside of laboratory specified acceptance criteria and the mean difference (MD) was above 3σ. Therefore, the concentrations of radium-228 and combined radium in sample HAM-HGWC-11 were J qualified as estimated.

Sample ID	Compound	Laboratory Result (pCi/L)	Laboratory Flag	Validation Result (pCi/L)	Validation Qualifier	Reason Code
HAM-HGWC-11	Radium-228	0.776	NA	0.776	J	RPD1
HAM-HGWC-11	Combined Radium 226 + 228	0.819	U	0.819	J	RPD1

pCi/L-picocuries per liter
NA-not applicable
* Validation qualifiers are defined in Attachment 1 at the end of this report
**Reason codes are defined in Attachment 2 at the end of this report

1.6 Laboratory Duplicate

Two sample set specific laboratory duplicates were reported for radium-226 using sample HAM-UGRD-FB-01 and HAM-AP1-FD-02. The relative percent differences (RPDs) were within the laboratory specified acceptance criteria.

One batch laboratory duplicate was reported for radium-226. Since these were batch QC, the results do not affect the samples in this data set and qualifications were not applied to the data.

1.7 Tracers and Carriers

Carriers were reported for the radium-226 and radium-228 analyses and a tracer was reported for the radium-228 analyses. The recovery results were within the laboratory specified acceptance criteria.

1.8 Equipment Blank

Three equipment blanks, HAM-UGRD-EB-01, HAM-AP1-EB-01 and HAM-AP1-EB-02, were collected with the sample set. Radium-226 and radium-228 were not detected in the equipment blank at or above the MDCs.

1.9 Field Blank

Three field blanks, HAM-UGRD-FB-01, HAM-AP1-FB-01 and HAM-AP1-FB-02, were collected with the sample set. Radium-226 and radium-228 were not detected in the field blank at or above the MDCs.

1.10 Field Duplicate

Three field duplicate samples were collected with the sample set, HAM-UGRD-FD-01, HAM-AP1-FD-01 and HAM-AP1-FD-02. Acceptable precision (RER (1σ) < 3) was demonstrated between the field duplicates and the original samples, HAM-HGWA-44D, HAM-MW-29 and HAM-HGWC-12, respectively.

However, radium-228 and combined radium-226 and radium-228 were detected in sample HAM-HGWA-44D at a concentration greater than the MDA and not detected in field duplicate sample HAM-UGRD-FD-01, resulting in noncalculable RPDs. Since the RERs were less than three, no qualifications were applied to the data.

1.11 Sensitivity

The samples were reported to the MDCs. No elevated non-detect results were reported.

1.12 Electronic Data Deliverable (EDD) Review

The results and sample IDs in the EDD were reviewed against the information provided by the associated level II report at a minimum of 20% as part of the data validation process. No discrepancies were identified between the level II report and the EDD.

---

* * * * *

ATTACHMENT 1
DATA VALIDATION QUALIFIER DEFINITIONS AND INTERPRETATION KEY
Assigned by Geosyntec's Data Validation Team

DATA QUALIFIER DEFINITIONS

U The analyte was analyzed for but was not detected above the reported sample quantitation limit. Upon application of the U qualifier to a reported result, the definition changes to "not detected at or above the reported result."

J The analyte was positively identified; the associated numerical value is the approximate concentration of the analyte in the sample.

J+ The analyte was positively identified; however, the associated numerical value is likely to be higher than the concentration of the analyte in the sample due to positive bias of associated QC or calibration data or attributable to matrix interference.

J- The analyte was positively identified; however, the associated numerical value is likely to be lower than the concentration of the analyte in the sample due to negative bias of associated QC or calibration data or attributable to matrix interference.

UJ The analyte was not detected above the reported sample quantitation limit. However, the reported quantitation limit is approximate and may or may not represent the actual limit of quantitation necessary to accurately and precisely measure the analyte in the sample.

R The sample results are rejected due to serious deficiencies in the ability to analyze the sample and meet quality control criteria. The presence or absence of the analyte cannot be verified.

ATTACHMENT 2
DATA VALIDATION REASON CODES
Assigned by Geosyntec's Data Validation Team

DQM Reason Code	Description
AB1	> Samples in batch
AB2	QC sample missing
AB3	Batch analysis time exceeded
BAH	Contamination detected in the Ambient Blank greater than or equal to the Quantitation Limit.
BAL	Contamination detected in the Ambient Blank less than the Quantitation Limit.
BC	Calibration blank contamination
BC1	assoc. result < RL
BC2	assoc. result > RL < mult.
BC3	assoc. result > RL > mult.
BEH	Contamination detected in the Equipment Blank greater than or equal to the Quantitation Limit.
BEL	Contamination detected in the Equipment Blank less than the Quantitation Limit.
BF	Field blank contamination
BF1	assoc. result < RL
BF2	assoc. result > RL < mult.
BF3	assoc. result > RL > mult.
BFH	Contamination detected in the Field Blank greater than or equal to the Quantitation Limit.
BFL	Contamination detected in the Field Blank less than the Quantitation Limit.
BL	Laboratory blank contamination
BL1	assoc. result < RL
BL2	assoc. result > RL < mult.

DQM Reason Code	Description
BL3	assoc. result > RL > mult.
BLH	Contamination detected in the Lab Blank greater than or equal to the Quantitation Limit.
BLL	Contamination detected in the Lab Blank less than the Quantitation Limit.
BT	Trip blank contamination
BT1	assoc. result < RL
BT2	assoc. result > RL < mult.
BT3	assoc. result > RL > mult.
BTH	Contamination detected in the Trip Blank greater than or equal to the Quantitation Limit.
BTL	Contamination detected in the Trip Blank less than the Quantitation Limit.
CA1	Column difference
CC1	CCV %D
CC2	CCV %R
CC3	CCV RRF
CI1	IC RSD
CI2	IC RRF
CR1	Calibration range
CV1	ICV or CCV %D
CV2	ICV or CCV %R
CV3	ICV CCV RRF
DF1	Dilution Factor > 1
DL	Dilution Factor > 1

DQM Reason Code	Description
DVT1	The Dissolved Result > Total Result and the absolute difference > the AD_MULTIPLIER_CL * Detection Limit
DVT2	The Dissolved Result > Total Result and the absolute difference > AD_MULTIPLIER_UCO * Detection Limit
DVT3	The Dissolved Result > Total Result and the relative percent difference (RPD) > RPD_CL
DVT4	The Dissolved Result > Total Result and the relative percent difference (RPD) > RPD_UCO
ER1	MDL=<RESULT<RL (INORGANIC)
ER2	MDL=<RESULT<RL (ORGANIC)
FBC1	BLANK CONTAMINATION
FBC2	RESULT < BLANK * MULTIPLIER
FBC3	RESULT > BLANK * MULTIPLIER
FD1	Field duplicate RPD
FD2	Field duplicate abs. diff.
GHT1	GROSS_QUALIFIER_HIT
GHT2	GROSS_QUALIFIER_NON_DETECT
HP1	Hydrocarbon pattern
HT1	Holding time samp. to preservation
HT2	Holding time samp. to analysis
HT3	Holding time gros. samp. to pres.
HT4	Holding time gros. samp. to analysis
IS1	Internal standard
LBC1	BLANK CONTAMINATION

DQM Reason Code	Description
LBC2	RESULT < BLANK * MULTIPLIER
LBC3	RESULT > BLANK * MULTIPLIER
LD1	Lab duplicate RPD
LD2	Lab duplicate abs. diff.
LS1	LS %R
LS2	LS RPD
MS1	MS %R
MS2	MS RPD
MS3	Parent >4x spike
MS4	Spike diluted out
NP1	Non-Preferred Result
NR1	NUMERIC RESULTS
OT1	Other quality issue
PS1	BETWEEN CONTROL AND WARNING LIMITS
PS2	INVALID
PS3	LESS THAN LOWER CONTROL LIMIT
PS4	LESS THAN LOWER WARNING LIMIT
PT1	The preservative for this test id does not match the required preservative in RT_HOLDING_TIME.
RDL1	EXCEEDS REQUIRED DETECTION LIMIT
RL1	ND > project limit
RO1	Other rad. issue
RPD1	LCS/LCSD
RPD2	LCS/LCSD_NON_DETECT
RPD3	MS/MSD
RPD4	MS/MSD_NON_DETECT

DQM Reason Code	Description
RPD5	Orig/Dup
RPD6	Orig/Dup_NON_DETECT
RPDF1	FIELD DUPLICATE
RPDF2	FIELD DUPLICATE NON_DETECT
RQ1	Rad. quantitation issue
RR1	Repeated result same method
RR2	Repeated result diff. method
RSD1	RSD exceeds CL for LCS sample
RSD2	RSD exceeds CL for MS sample
RSD3	RSD exceeds CL for Lab sample
RSD4	RSD exceeds CL for Field sample
RY1	Tracer or carrier
SD1	Serial dilution
SO1	High moisture
SO2	Wet weight
SP1	Preservation, temp
SP2	Preservation, pH
SP3	Preservation, headspace
SPR1	BLANK SPIKE > UCL
SPR10	EarthSoft.DQM.SpikeRecovery2
SPR11	EarthSoft.DQM.SpikeRecovery2
SPR12	EarthSoft.DQM.SpikeRecovery2
SPR2	INORGANIC SPIKE > UCL
SPR3	ORGANIC SPIKE > UCL
SPR4	LCL > BLANK > LOW_CUTOFF
SPR5	LCL > INORG > LOW_CUTOFF
SPR6	LCL > ORG > LOW_CUTOFF
SPR7	BLANK SPIKE < LOW_CUTOFF

DQM Reason Code	Description
SPR8	INORGANIC SPIKE < LOW_CUTOFF
SPR9	ORGANIC SPIKE < LOW_CUTOFF
SU	Surrogate outlier
SU1	Surrogate
SU2	Surrogate diluted out
SURR1	ASSO. DETECTS OF LCL > REC > LOW_CUTOFF
SURR10	EarthSoft.DQM.SurrogateRecovery
SURR11	EarthSoft.DQM.SurrogateRecovery
SURR12	EarthSoft.DQM.SurrogateRecovery
SURR2	ASSO. DETECTS OF REC < LOW_CUTOFF
SURR3	ASSO. DETECTS OF REC > UCL
SURR4	ASSO. NDS OF LCL > REC > LOW_CUTOFF
SURR5	ASSO. NDS OF REC < LOW_CUTOFF
SURR6	ASSO. NDS OF REC > UCL
SURR7	LCL > REC > LOW_CUTOFF
SURR8	REC < LOW_CUTOFF
SURR9	REC > UCL
TBC1	BLANK CONTAMINATION
TBC2	RESULT < BLANK * MULTIPLIER
TBC3	RESULT > BLANK * MULTIPLIER
TR	Trace Detection
TR1	Trace detection
TRA1	Tracer is outside of UCL or LCL
TRA2	Associated result of a tracer less than the LCL
TRA3	Associated detect result of a tracer greater than the UCL
VC1	Canister vacuum
VC2	Canister contamination

DQM Reason Code	Description
VSU1	INVALID SAMPLE UNIT TYPE
VSU2	MISSING SAMPLE UNIT TYPE

DQM Reason Code	Description
VSU3	NON-DEFAULT RESULT UNIT

AD-Absolute Difference
CCV-Continuous Calibration Verification
CL-Control Limit
%D-Percent Difference
IC-Initial Calibration
ICV-Initial Calibration Verification
INORG-Inorganic
LCL-Lower Control Limit
LCS-Laboratory Control Spike
LCSD-Laboratory Control Spike Duplicate
LS-Laboratory Spike
MDL-Method Detection Limit
MS-Matrix Spike
MSD-Matrix Spike Duplicate
ND-Not Detected
ORG-Organic
QC-Quality Control
%R-Percent Recovery
REC-Recovery
RL-Reporting Limit
RPD-Relative Percent Difference
RRF-Relative Response Factor
RSD-Relative Standard Deviation
UCL-Upper Control Limit
UCO-Upper Cut Off

August 2024

Geosyntec consultants

180A Market Place Boulevard
Knoxville, TN 37922
PH 865.330.0037
www.geosyntec.com

Memorandum

Date:	17 December 2024
To:	Caroline Nelson
	Christine Hug
From:	Ashley Wilson
CC:	Kristoffer Henderson
Subject:	**Stage 2A Data Validation - Level II Data Deliverables – Pace Analytical Project Services, Project Numbers: 92746292 and 92746891**

SITE: Plant Hammond AP-1

INTRODUCTION

This report summarizes the findings of the Stage 2A data validation of twenty-three aqueous samples, three field duplicates, three field blanks and three equipment blanks, collected 5-8 August 2024, as part of the Plant Hammond sampling event.

The samples were analyzed at Pace Analytical Services – Peachtree Corners, Peachtree Corners, Georgia, for the following analytical tests:

- Metals by United States (US) Environmental Protection Agency (EPA) Methods 3005A/6020B
- Calcium by US EPA Method 3010A/6010D
- Mercury by US EPA Method 7470A
- Total Dissolved Solids (TDS) by Standard Method (SM) 2540C-2015

The samples were analyzed at Pace Analytical Services - Asheville, Asheville, North Carolina, for the following analytical tests:

- Anions (chloride, fluoride and sulfate) by US EPA Method 300.0 Rev 2.1 1993

EXECUTIVE SUMMARY

Overall, based on this Stage 2A data validation covering the quality control (QC) parameters listed below and based on the information provided, the data as qualified are usable for supporting project objectives. The qualified data should be used within the limitations of the qualifications. If there are results with two or more different qualifications due to multiple QC

failures, the final qualification is reconciled in the electronic data deliverable (EDD) with qualifications.

The data were reviewed based on the pertinent methods referenced in the laboratory reports, professional and technical judgment, and the following documents:

- US EPA Region IV Data Validation Standard Operating Procedures (US EPA Region IV, September 2011);
- USEPA National Functional Guidelines for Inorganic Superfund Methods Data Review, November 2020 (EPA 542-R-20-006); and
- American National Standard, Verification and Validation of Radiological Data for use in Waste Management and Environmental Remediation, February 15, 2012 (ANSI/ANS- 41.5-2012).

The following samples were analyzed and reported in the laboratory report:

Laboratory IDs	Client IDs
92746292001	HAM-HGWA-43D
92746292002	HAM-HGWA-44D
92746292003	HAM-UGRD-FD-01
92746292004	HAM-UGRD-EB-01
92746292005	HAM-UGRD-FB-01
92746292006	HAM-HGWA-1
92746292007	HAM-HGWA-2
92746292008	HAM-HGWA-3
92746891001	HAM-HGWC-7
92746891002	HAM-HGWC-8
92746891003	HAM-HGWC-9
92746891004	HAM-HGWC-10
92746891005	HAM-HGWC-11
92746891006	HAM-HGWC-12
92746891007	HAM-MW-5
92746891008	HAM-MW-6

Laboratory IDs	Client IDs
92746891009	HAM-MW-20
92746891010	HAM-MW-25D
92746891011	HAM-AP1-FD-01
92746891012	HAM-HGWC-13
92746891013	HAM-MW-7
92746891014	HAM-MW-19
92746891015	HAM-MW-24D
92746891016	HAM-MW-26D
92746891017	HAM-MW-27D
92746891018	HAM-MW-28D
92746891019	HAM-MW-29
92746891020	HAM-AP1-FD-02
92746891021	HAM-AP1-EB-01
92746891022	HAM-AP1-FB-01
92746891023	HAM-AP1-EB-02
92746891024	HAM-AP1-FB-02

The chain of custody (COC) indicates the samples were received between 0-6 ^{o}C. No preservation issues were noted by the laboratory.

Radium 226/228 was requested on the COC. However, this data was reported separately.

1.0 METALS

The samples were analyzed for metals by US EPA methods 3005A/6020B and 3010A/6010D.

The areas of data review are listed below. A leading check mark (✓) indicates an area of review in which the data were acceptable. A preceding crossed circle (⊗) signifies areas where issues were raised during the validation review and should be considered to determine any impact on data quality and usability.

- ✓ Overall Assessment
- ✓ Holding Time
- ✓ Method Blank
- ✓ Matrix Spike/Matrix Spike Duplicate
- ✓ Laboratory Control Sample
- ✓ Equipment Blank
- ✓ Field Blank
- ✓ Field Duplicate
- ✓ Sensitivity

1.1 Overall Assessment

The metals data reported in this data package are considered usable for supporting project objectives. The results are considered valid; the analytical completeness defined as the ratio of the number of valid analytical results (valid analytical results include values qualified as estimated) to the total number of analytical results requested on samples submitted for this analysis, for this dataset is 100%.

1.2 Holding Time

The holding time for the metals analysis of a water sample is 180 days from sample collection to analysis. The holding times were met for the sample analyses.

1.3 Method Blank

Method blanks were analyzed at the proper frequency for the number and types of samples analyzed (one per batch of 20 samples). The metals were not detected in the method blanks at or above the method detection limits (MDLs).

1.4 Matrix Spike/Matrix Spike Duplicate (MS/MSD)

MS/MSDs were analyzed at the proper frequency for the number and types of samples analyzed (one per batch of 20 samples). Sample set specific MS/MSD pairs were reported for metals by US EPA methods 6020B and 6010D, using samples HAM-HGWA-1, HAM-MW-20 and HAM-MW-19. The recovery and relative percent difference (RPD) results were within the laboratory specified acceptance criteria, with the following exceptions.

92746292: The recovery of calcium in the MS using sample HAM-HGWA-1 was low and outside of laboratory specified acceptance criteria. Since the calcium concentration in sample HAM-MW-1 was greater than four times the spiked concentration, no qualifications were applied to the data based on the MS/MSD recovery results.

92746891: The recoveries of calcium in the MS/MSD pair using sample HAM-MW-20 were high or low and outside of laboratory specified acceptance criteria. Since the calcium concentration in sample HAM-MW-20 was greater than four times the spiked concentration, no qualifications were applied to the data based on the MS/MSD recovery results.

Batch MS/MSDs were also reported for both methods. Since these were batch QC, the results do not affect the samples in this data set and qualifications were not applied to the data.

1.5 Laboratory Control Sample (LCS)

LCSs were analyzed at the proper frequency for the number and types of samples analyzed (one per batch of 20 samples). The recovery results were within the laboratory specified acceptance criteria.

1.6 Equipment Blank

Three equipment blanks were collected with the sample set, HAM-UGRD-EB-01, HAM-AP1-EB-01 and HAM-AP1-EB-02. Metals were not detected in the equipment blanks at or above the MDLs.

1.7 Field Blank

Three field blanks were collected with the sample set, HAM-UGRD-FB-01, HAM-AP1-FB-01 and HAM-AP1-FB-02. Metals were not detected in the field blanks at or above the MDLs.

1.8 Field Duplicate

Three field duplicate samples were collected with the sample set, HAM-UGRD-FD-01, HAM-AP1-FD-01 and HAM-AP1-FD-02. Acceptable precision (RPD < 30%) was demonstrated between the field duplicate and the original samples, HAM-HGWA-43D, HAM-HGWC-10 and HAM-MW-7, respectively.

1.9 Sensitivity

The samples were reported to the MDLs. Elevated non-detect results were not reported.

2.0 MERCURY

The samples were analyzed for mercury by US EPA method 7470A.

The areas of data review are listed below. A leading check mark (✓) indicates an area of review in which the data were acceptable. A preceding crossed circle (⊗) signifies areas where issues were raised during the validation review and should be considered to determine any impact on data quality and usability.

- ✓ Overall Assessment
- ✓ Holding Time
- ✓ Method Blank
- ✓ Matrix Spike/Matrix Spike Duplicate
- ✓ Laboratory Control Sample
- ✓ Equipment Blank
- ✓ Field Blank
- ✓ Field Duplicate
- ✓ Sensitivity

2.1 Overall Assessment

The mercury data reported in this data package are considered usable for meeting project objectives. The results are considered valid; the analytical completeness defined as the ratio of the number of valid analytical results (valid analytical results include values qualified as estimated) to the total number of analytical results requested on samples submitted for this analysis, for this dataset is 100%.

2.2 Holding Time

The holding time for the mercury analysis of a water sample is 28 days from sample collection to analysis. The holding times were met for the sample analyses.

2.3 Method Blank

Method blanks were analyzed at the proper frequency for the number and types of samples analyzed (one per batch of 20 samples). Mercury was not detected in the method blank at or above the MDL.

2.4 Matrix Spike/Matrix Spike Duplicate

MS/MSDs were analyzed at the proper frequency for the number and types of samples analyzed (one per batch of 20 samples).

92746891: Two sample set specific MS/MSD pairs were reported, using samples HAM-HGWC-7 and HAM-AP1-EB-01. The recovery and RPD results were within laboratory specified acceptance criteria.

Batch MS/MSDs were also reported for mercury. Since these were batch QC, the results do not affect the samples in this data set and qualifications were not applied to the data.

2.5 Laboratory Control Sample

LCSs were analyzed at the proper frequency for the number and types of samples analyzed (one per batch of 20 samples). The recovery results were within the laboratory specified acceptance criteria.

2.6 Equipment Blank

Three equipment blanks were collected with the sample set, HAM-UGRD-EB-01, HAM-AP1-EB-01 and HAM-AP1-EB-02. Mercury was not detected in the equipment blanks at or above the MDLs.

2.7 Field Blank

Three field blanks were collected with the sample set, HAM-UGRD-FB-01, HAM-AP1-FB-01 and HAM-AP1-FB-02. Mercury not detected in the field blanks at or above the MDLs.

2.8 Field Duplicate

Three field duplicate samples were collected with the sample set, HAM-UGRD-FD-01, HAM-AP1-FD-01 and HAM-AP1-FD-02. Acceptable precision (RPD < 30%) was demonstrated between the field duplicate and the original samples, HAM-HGWA-43D, HAM-HGWC-10 and HAM-MW-7, respectively.

2.9 Sensitivity

The samples were reported to the MDL. Elevated non-detect results were not reported.

3.0 WET CHEMISTRY

The samples were analyzed for chloride, fluoride and sulfate by US EPA method 300.0 Rev 2.1 1993, TDS by SM 2540C-2015, alkalinity as CaCO3 (total, bicarbonate and carbonate) by SM 2320B-2011 and sulfide by SM 4500-S2D-2011.

The areas of data review are listed below. A leading check mark (✓) indicates an area of review in which the data were acceptable. A preceding crossed circle (⊗) signifies areas where issues

were raised during the validation review and should be considered to determine any impact on data quality and usability.

- ✓ Overall Assessment
- ✓ Holding Times
- ✓ Method Blank
- ⊗ Matrix Spike/Matrix Spike Duplicate
- ✓ Laboratory Control Sample
- ⊗ Laboratory Duplicate
- ⊗ Equipment Blank
- ⊗ Field Blank
- ✓ Field Duplicate
- ✓ Sensitivity

3.1 Overall Assessment

The wet chemistry data reported in this data package are considered usable for supporting project objectives. The results are considered valid; the analytical completeness defined as the ratio of the number of valid analytical results (valid analytical results include values qualified as estimated) to the total number of analytical results requested on samples submitted for these analyses, for this dataset is 100%.

3.2 Holding Times

The holding times for water samples are listed below. The holding times were met for the sample analyses.

Analysis	Holding Time
Anions (fluoride, chloride and sulfate)	28 days from collection to analysis
TDS	7 days from collection to analysis
Alkalinity	14 days from collection to analysis
Sulfide	28 days from collection to analysis

3.3 Method Blank

Method blanks were analyzed at the proper frequency for the number and types of samples analyzed (one per batch of 20 samples). The wet chemistry parameters were not detected in the method blanks at or above the MDLs.

3.4 Matrix Spike/Matrix Spike Duplicate

MS/MSDs were analyzed at the proper frequency for the number and types of samples analyzed (one per batch of 20 samples). Four sample set specific MS/MSD pairs were reported for chloride, fluoride and sulfate using samples HAM-HGWA-1, HAM-HGWC-7, HAM-AP1-FD-01 and

HAM-AP1-EB-01. The recovery and RPD results were within the laboratory specified acceptance criteria, with the following exceptions.

92746292: The recoveries of sulfate in the MS/MSD pair using sample HAM-HGWA-1 were low and outside of laboratory specified acceptance criteria. Therefore, the concentration of sulfate in sample HAM-HGWA-1 were J- qualified as estimated with a low bias.

92746891: The recoveries of sulfate in the MS/MSD pairs using samples HAM-HGWC-7 and HAM-AP1-FD-01 were low and outside of laboratory specified acceptance criteria. Therefore, the concentration of sulfate in samples HAM-HGWC-7 and HAM-AP1-FD-01 were J- qualified as estimated with a low bias.

Batch MS/MSD pairs were also reported. Since these were batch QC, the results do not affect the samples in this data set and qualifications were not applied to the data.

Sample ID	**Compound**	**Laboratory Result (mg/L)**	**Laboratory Flag**	**Validation Result (mg/L)**	**Validation Qualifier**	**Reason Code**
HAM-HGWA-1	Sulfate	49.4	M1	49.4	J-	MS1
HAM-AP1-FD-01	Sulfate	112	M1	112	J-	MS1
HAM-HGWC-7	Sulfate	86.5	M1	86.5	J-	MS1

mg/L- milligram per liter
M1-Matrix spike recovery exceeded QC limits

3.5 Laboratory Control Sample

LCSs were analyzed at the proper frequency for the number and types of samples analyzed (one per batch of 20 samples). The recovery results were within the laboratory specified acceptance criteria.

3.6 Laboratory Duplicate

Four laboratory duplicates were reported for TDS using samples HAM-UGRD-EB-01, HAM-HGWC-10 and HAM-AP1-EB-01. The RPD results were within the laboratory specified acceptance criteria, with the following exceptions.

92746292: The RPD of TDS in the laboratory duplicate pair using sample HAM-UGRD-EB-01 was high and outside of laboratory specified acceptance criteria. Since the TDS concentration for sample HAM-UGRD-EB-01 was less than five times the RL and the absolute difference between the original result and laboratory duplicate was less than the RL, no qualifications were applied to the data.

92746891: The RPD of TDS in the laboratory duplicate pair using sample HAM-AP1-EB-01 was high and outside of laboratory specified acceptance criteria. Since the TDS concentration for sample HAM-AP1-EB-01 was less than five times the RL and the absolute difference between the original result and laboratory duplicate was greater than the RL, the TDS concentration for sample HAM-AP1-EB-01 was J qualified as estimated.

Batch laboratory duplicates were also reported for TDS. Since these were batch QC, the results do not affect the samples in this data set and qualifications were not applied to the data.

Sample ID	Compound	Laboratory Result (mg/L)	Laboratory Flag	Validation Result (mg/L)	Validation Qualifier	Reason Code
HAM-AP1-EB-01	TDS	52.0	D6	52.0	J	LD1

mg/L- milligram per liter
D6-Sample was diluted due to the presence of high levels of non-target analytes or other matrix interference

3.7 Equipment Blank

Three equipment blanks were collected with the sample set, HAM-UGRD-EB-01, HAM-AP1-EB-01 and HAM-AP1-EB-02. The wet chemistry parameters were not detected in the equipment blank at or above the MDLs, with the following exceptions.

92746292: TDS (41.0 mg/L) was detected in HAM-UGRD-EB-01 at a concentration greater than the RL. Since HAM-UGRD-EB-01 was qualified due to field blank contamination in HAM-AP1-FB-01. Therefore, based on professional and technical judgment, no additional qualifications were applied to the data.

92746891: TDS (52.0 mg/L and 53.0 mg/L) was detected in HAM-AP1-EB-01 and HAM-AP1-EB-02, respectively, at concentrations greater than the RL. Therefore, the concentrations of TDS in the associated samples greater than the RL and less than ten times the equipment blank concentration were J+ qualified as estimated with a high bias.

Sample ID	Compound	Laboratory Result (mg/L)	Laboratory Flag	Validation Result (mg/L)	Validation Qualifier	Reason Code
HAM-AP1-FD-01	TDS	483	NA	483	J+	BEH
HAM-AP1-FD-02	TDS	318	NA	318	J+	BEH
HAM-HGWC-10	TDS	501	NA	501	J+	BEH
HAM-HGWC-11	TDS	437	NA	437	J+	BEH
HAM-HGWC-7	TDS	417	NA	417	J+	BEH
HAM-HGWC-8	TDS	469	NA	469	J+	BEH
HAM-MW-19	TDS	472	NA	472	J+	BEH
HAM-MW-20	TDS	462	NA	462	J+	BEH

Sample ID	Compound	Laboratory Result (mg/L)	Laboratory Flag	Validation Result (mg/L)	Validation Qualifier	Reason Code
HAM-MW-24D	TDS	428	NA	428	J+	BEH
HAM-MW-25D	TDS	323	NA	323	J+	BEH
HAM-MW-27D	TDS	217	NA	217	J+	BEH
HAM-MW-28D	TDS	331	NA	331	J+	BEH
HAM-MW-5	TDS	487	NA	487	J+	BEH
HAM-MW-7	TDS	288	NA	288	J+	BEH

mg/L- milligram per liter
NA-not applicable

3.8 Field Blank

Three field blanks were collected with the sample set, HAM-UGRD-FB-01, HAM-AP1-FB-01 and HAM-AP1-FB-02. The wet chemistry parameters were not detected in the field blank at or above the MDLs, with the following exception.

92746891: TDS (47.0 mg/L and 28.0 mg/L) was detected in HAM-AP1-FB-01 and HAM-AP1-FB-02, respectively, at concentrations greater than the RL. Due to a higher concentration in the equipment blanks, HAM-AP1-EB-01 and HAM-AP1-EB-02, qualifications were applied based on the equipment blank contaminations. Therefore, based on professional and technical judgment, no additional qualifications were applied to the data.

92746292: TDS (135 mg/L) was detected in HAM-UGRD-FB-01 at a concentration greater than the RL. Therefore, the concentrations of TDS in samples HAM-HGWA-1, HAM-HGWA-2, HAM-HGWA-3, HAM-HGWA-43D, HAM-HGWA-44D and HAM-UGRD-FD-01 were J+ qualified as estimated with a high bias. The concentration in sample HAM-UGRD-EB-01 was U qualified as not detected at the reported concentration.

Sample ID	Compound	Laboratory Result (mg/L)	Laboratory Flag	Validation Result (mg/L)	Validation Qualifier	Reason Code
HAM-HGWA-1	TDS	444	NA	J+	444	BFH
HAM-HGWA-2	TDS	217	NA	J+	217	BFH
HAM-HGWA-3	TDS	304	NA	J+	304	BFH
HAM-HGWA-43D	TDS	283	NA	J+	283	BFH
HAM-HGWA-44D	TDS	380	NA	J+	380	BFH
HAM-UGRD-EB-01	TDS	41.0	D6	U	41.0	BFH
HAM-UGRD-FD-01	TDS	295	NA	J+	295	BFH

mg/L- milligram per liter
NA-not applicable
D6-Sample was diluted due to the presence of high levels of non-target analytes or other matrix interference

3.9 Field Duplicate

Three field duplicate samples were collected with the sample set, HAM-UGRD-FD-01, HAM-AP1-FD-01 and HAM-AP1-FD-02. Acceptable precision (RPD < 30%) was demonstrated between the field duplicate and the original samples, HAM-HGWA-43D, HAM-HGWC-10 and HAM-MW-7, respectively.

3.10 Sensitivity

The samples were reported to the MDLs. Elevated non-detect results were not reported.

---

* * * * *

ATTACHMENT 1
DATA VALIDATION QUALIFIER DEFINITIONS AND INTERPRETATION KEY
Assigned by Geosyntec's Data Validation Team

DATA QUALIFIER DEFINITIONS

U The analyte was analyzed for but was not detected at or above the reported sample quantitation limit. Upon application of the U qualifier to a reported result, the definition changes to "not detected at or above the reported result".

J The analyte was positively identified; the associated numerical value is the approximate concentration of the analyte in the sample.

J+ The analyte was positively identified; however, the associated numerical value is likely to be higher than the concentration of the analyte in the sample due to positive bias of associated QC or calibration data or attributable to matrix interference.

J- The analyte was positively identified; however, the associated numerical value is likely to be lower than the concentration of the analyte in the sample due to negative bias of associated QC or calibration data or attributable to matrix interference.

UJ The analyte was not detected above the reported sample quantitation limit. However, the reported quantitation limit is approximate and may or may not represent the actual limit of quantitation necessary to accurately and precisely measure the analyte in the sample.

R The sample results are rejected due to serious deficiencies in the ability to analyze the sample and meet quality control criteria. The presence or absence of the analyte cannot be verified.

ATTACHMENT 2
DATA VALIDATION REASON CODES
Assigned by Geosyntec's Data Validation Team

DQM Reason Code	Description
AB1	> Samples in batch
AB2	QC sample missing
AB3	Batch analysis time exceeded
BAH	Contamination detected in the Ambient Blank greater than or equal to the Quantitation Limit.
BAL	Contamination detected in the Ambient Blank less than the Quantitation Limit.
BC	Calibration blank contamination
BC1	assoc. result < RL
BC2	assoc. result > RL < mult.
BC3	assoc. result > RL > mult.
BEH	Contamination detected in the Equipment Blank greater than or equal to the Quantitation Limit.
BEL	Contamination detected in the Equipment Blank less than the Quantitation Limit.
BF	Field blank contamination
BF1	assoc. result < RL
BF2	assoc. result > RL < mult.
BF3	assoc. result > RL > mult.
BFH	Contamination detected in the Field Blank greater than or equal to the Quantitation Limit.
BFL	Contamination detected in the Field Blank less than the Quantitation Limit.
BL	Laboratory blank contamination
BL1	assoc. result < RL
BL2	assoc. result > RL < mult.
BL3	assoc. result > RL > mult.
BLH	Contamination detected in the Lab Blank greater than or equal to the Quantitation Limit.
BLL	Contamination detected in the Lab Blank less than the Quantitation Limit.
BT	Trip blank contamination
BT1	assoc. result < RL
BT2	assoc. result > RL < mult.
BT3	assoc. result > RL > mult.
BTH	Contamination detected in the Trip Blank greater than or equal to the Quantitation Limit.
BTL	Contamination detected in the Trip Blank less than the Quantitation Limit.
CA1	Column difference
CC1	CCV %D
CC2	CCV %R
CC3	CCV RRF
CI1	IC RSD
CI2	IC RRF
CR1	Calibration range

DQM Reason Code	Description
CV1	ICV or CCV %D
CV2	ICV or CCV %R
CV3	ICV CCV RRF
DF1	Dilution Factor > 1
DL	Dilution Factor > 1
DVT1	The Dissolved Result > Total Result and the absolute difference > the AD_MULTIPLIER_CL * Detection Limit
DVT2	The Dissolved Result > Total Result and the absolute difference > AD_MULTIPLIER_UCO * Detection Limit
DVT3	The Dissolved Result > Total Result and the relative percent difference (RPD) > RPD_CL
DVT4	The Dissolved Result > Total Result and the relative percent difference (RPD) > RPD_UCO
ER1	MDL=<RESULT<RL (INORGANIC)
ER2	MDL=<RESULT<RL (ORGANIC)
FBC1	BLANK CONTAMINATION
FBC2	RESULT < BLANK * MULTIPLIER
FBC3	RESULT > BLANK * MULTIPLIER
FD1	Field duplicate RPD
FD2	Field duplicate abs. diff.
GHT1	GROSS_QUALIFIER_HIT
GHT2	GROSS_QUALIFIER_NON_DETECT
HP1	Hydrocarbon pattern
HT1	Holding time samp. to preservation
HT2	Holding time samp. to analysis
HT3	Holding time gros. samp. to pres.
HT4	Holding time gros. samp. to analysis
IS1	Internal standard
LBC1	BLANK CONTAMINATION
LBC2	RESULT < BLANK * MULTIPLIER
LBC3	RESULT > BLANK * MULTIPLIER
LD1	Lab duplicate RPD
LD2	Lab duplicate abs. diff.
LS1	LS %R
LS2	LS RPD
MS1	MS %R
MS2	MS RPD
MS3	Parent >4x spike
MS4	Spike diluted out

DQM Reason Code	Description
NP1	Non-Preferred Result
NR1	NUMERIC RESULTS
OT1	Other quality issue
PS1	BETWEEN CONTROL AND WARNING LIMITS
PS2	INVALID
PS3	LESS THAN LOWER CONTROL LIMIT
PS4	LESS THAN LOWER WARNING LIMIT
PT1	The preservative for this test id does not match the required preservative in RT_HOLDING_TIME.
RDL1	EXCEEDS REQUIRED DETECTION LIMIT
RL1	ND > project limit
RO1	Other rad. issue
RPD1	LCS/LCSD
RPD2	LCS/LCSD_NON_DETECT
RPD3	MS/MSD
RPD4	MS/MSD_NON_DETECT
RPD5	Orig/Dup
RPD6	Orig/Dup_NON_DETECT
RPDF1	FIELD DUPLICATE
RPDF2	FIELD DUPLICATE NON_DETECT
RQ1	Rad. quantitation issue
RR1	Repeated result same method
RR2	Repeated result diff. method
RSD1	RSD exceeds CL for LCS sample
RSD2	RSD exceeds CL for MS sample
RSD3	RSD exceeds CL for Lab sample
RSD4	RSD exceeds CL for Field sample
RY1	Tracer or carrier
SD1	Serial dilution
SO1	High moisture
SO2	Wet weight
SP1	Preservation, temp
SP2	Preservation, pH
SP3	Preservation, headspace
SPR1	BLANK SPIKE > UCL
SPR10	EarthSoft.DQM.SpikeRecovery2
SPR11	EarthSoft.DQM.SpikeRecovery2
SPR12	EarthSoft.DQM.SpikeRecovery2
SPR2	INORGANIC SPIKE > UCL

DQM Reason Code	Description
SPR3	ORGANIC SPIKE > UCL
SPR4	LCL > BLANK > LOW_CUTOFF
SPR5	LCL > INORG > LOW_CUTOFF
SPR6	LCL > ORG > LOW_CUTOFF
SPR7	BLANK SPIKE < LOW_CUTOFF
SPR8	INORGANIC SPIKE < LOW_CUTOFF
SPR9	ORGANIC SPIKE < LOW_CUTOFF
SU	Surrogate outlier
SU1	Surrogate
SU2	Surrogate diluted out
SURR1	ASSO. DETECTS OF LCL > REC > LOW_CUTOFF
SURR10	EarthSoft.DQM.SurrogateRecovery
SURR11	EarthSoft.DQM.SurrogateRecovery
SURR12	EarthSoft.DQM.SurrogateRecovery
SURR2	ASSO. DETECTS OF REC < LOW_CUTOFF
SURR3	ASSO. DETECTS OF REC > UCL
SURR4	ASSO. NDS OF LCL > REC > LOW_CUTOFF
SURR5	ASSO. NDS OF REC < LOW_CUTOFF
SURR6	ASSO. NDS OF REC > UCL
SURR7	LCL > REC > LOW_CUTOFF
SURR8	REC < LOW_CUTOFF
SURR9	REC > UCL
TBC1	BLANK CONTAMINATION
TBC2	RESULT < BLANK * MULTIPLIER
TBC3	RESULT > BLANK * MULTIPLIER
TR	Trace Detection
TR1	Trace detection
TRA1	Tracer is outside of UCL or LCL
TRA2	Associated result of a tracer less than the LCL
TRA3	Associated detect result of a tracer greater than the UCL
VC1	Canister vacuum
VC2	Canister contamination
VSU1	INVALID SAMPLE UNIT TYPE
VSU2	MISSING SAMPLE UNIT TYPE
VSU3	NON-DEFAULT RESULT UNIT

Geosyntec consultants

180A Market Place Boulevard
Knoxville, TN 37922
PH 865.330.0037
www.geosyntec.com

Memorandum

Date: 11 December 2024

To: Whitney Law

From: Ashley Wilson

CC: Kristoffer Henderson

Subject: Stage 2A Data Validation - Level II Data Deliverables – Pace Analytical Services, LLC Project Numbers 92746297 and 92746901

SITE: Plant Hammond AP-1

INTRODUCTION

This report summarizes the findings of the Stage 2A data validation of twenty-three aqueous samples, three field duplicate samples, three field blanks, and three equipment blanks, collected 5-8 August 2024, as part of the Plant Hammond AP on-site sampling event.

The samples were analyzed at Pace Analytical Services, LLC, Greensburg, Pennsylvania, for the following analytical tests:

- Radium-226 by United States (US) Environmental Protection Agency (EPA) Method 9315
- Radium-228 by US EPA Method 9320
- Total Radium by Calculation

EXECUTIVE SUMMARY

Overall, based on this Stage 2A data validation covering the quality control (QC) parameters listed below and based on the information provided, the data as qualified are usable for supporting project objectives. The qualified data should be used within the limitations of the qualifications. If there are results with two or more different qualifications due to multiple QC failures, the final qualification is reconciled in the electronic data deliverable (EDD) with qualifications.

The data were reviewed based on the pertinent methods referenced in the laboratory reports, professional and technical judgment, and the following documents:

- US EPA Region IV Data Validation Standard Operating Procedures (US EPA Region IV, September 2011);
- USEPA National Functional Guidelines for Inorganic Superfund Methods Data Review, November 2020 (EPA 542-R-20-006); and

- American National Standard, Verification and Validation of Radiological Data for use in Waste Management and Environmental Remediation, February 15, 2012 (ANSI/ANS-41.5-2012).

The following samples were analyzed and reported in the laboratory reports:

Laboratory IDs	Client IDs
92746297001	HAM-HGWA-43D
92746297002	HAM-HGWA-44D
92746297003	HAM-UGRD-FD-01
92746297004	HAM-UGRD-EB-01
92746297005	HAM-UGRD-FB-01
92746297006	HAM-HGWA-1
92746297007	HAM-HGWA-2
92746297008	HAM-HGWA-3
92746901001	HAM-HGWC-7
92746901002	HAM-HGWC-8
92746901003	HAM-HGWC-9
92746901004	HAM-HGWC-10
92746901005	HAM-HGWC-11
92746901006	HAM-HGWC-12
92746901007	HAM-MW-5
92746901008	HAM-MW-6

Laboratory IDs	Client IDs
92746901009	HAM-MW-20
92746901010	HAM-MW-25D
92746901011	HAM-AP1-FD-01
92746901012	HAM-HGWC-13
92746901013	HAM-MW-7
92746901014	HAM-MW-19
92746901015	HAM-MW-24D
92746901016	HAM-MW-26D
92746901017	HAM-MW-27D
92746901018	HAM-MW-28D
92746901019	HAM-MW-29
92746901020	HAM-AP1-FD-02
92746901021	HAM-AP1-EB-01
92746901022	HAM-AP1-FB-01
92746901023	HAM-AP1-EB-02
92746901024	HAM-AP1-FB-02

The samples were received within 0-6 degrees Celsius (^{o}C). No sample preservation issues were noted by the laboratory.

1.0 RADIOCHEMISTRY

The samples were analyzed for radium-226 by US EPA method 9315, radium-228 by US EPA method 9320 and total radium by calculation.

The areas of data review are listed below. A leading check mark (✓) indicates an area of review in which the data were acceptable. A preceding crossed circle (⊗) signifies areas where issues were raised during the validation review and should be considered to determine any impact on data quality and usability.

⊗ Overall Assessment
✓ Holding Times
✓ Method Blank
✓ Matrix Spike/Matrix Spike Duplicate
✓ Laboratory Control Sample
✓ Laboratory Duplicate
✓ Tracers and Carriers

⊗ Equipment Blank
✓ Field Blank
✓ Field Duplicate
✓ Sensitivity
✓ Electronic Data Deliverables Review

1.1 Overall Assessment

The radium-226 and radium-228 data reported in this data set are considered usable for supporting project objectives. The results are considered valid; the analytical completeness defined as the ratio of the number of valid analytical results (valid analytical results include values qualified as estimated) to the total number of analytical results requested on samples submitted for this analysis, for this data set is 100%.

1.1.1 Analysis Anomaly

92746297: Total radium was reported at the minimum detectable concentration (MDC) for combined radium-226 and radium-228. Radium-226 was detected greater than the MDC in sample HAM-HGWA-44D and radium-228 was detected greater than the MDC in sample HAM-UGRD-EB-01. Since total radium is calculated from radium-226 and radium-228, and based on professional and technical judgment, the MDC reported total radium concentrations for these samples were reported with no qualifications.

92746901: Total radium was reported at the MDC for combined radium-226 and radium-228. Radium-226 was detected greater than the MDC in sample HAM-MW-27D and radium-228 was detected greater than the MDC in samples HAM-HGWC-11 and HAM-MW-6. Since total radium is calculated from radium-226 and radium-228, and based on professional and technical judgment, the MDC reported total radium concentrations for these samples were reported with no qualifications.

Sample	Analyte	Laboratory Result (pCi/L)	Laboratory Flag	Validation Result (pCi/L)	Validation Qualifier	Reason Code
HAM-HGWA-44D	Combined Radium 226 + 228	0.529	U	0.529	NA	RO1
HAM-UGRD-EB-01	Combined Radium 226 + 228	0.838	U	0.838	NA	RO1
HAM-HGWC-11	Combined Radium 226 + 228	0.874	U	0.874	NA	RO1
HAM-MW-27D	Combined Radium 226 + 228	0.461	U	0.461	NA	RO1

Sample	Analyte	Laboratory Result (pCi/L)	Laboratory Flag	Validation Result (pCi/L)	Validation Qualifier	Reason Code
HAM-MW-6	Combined Radium 226 + 228	0.606	U	0.606	NA	RO1

pCi/L-picocuries per liter
U-not detected at or above the MDC
* Validation qualifiers are defined in Attachment 1 at the end of this report
**Reason codes are defined in Attachment 2 at the end of this report

1.2 Holding Times

The holding times for the radium-226 and radium-228 analyses of a water sample are 180 days from sample collection to analysis. The holding times were met for the sample analyses.

1.3 Method Blank

Method blanks were analyzed at the proper frequency for the number and types of samples analyzed (one per batch of 20 samples). Radium-226 and radium-228 were not detected in the method blanks at or above the MDCs.

1.4 Matrix Spike/Matrix Spike Duplicate (MS/MSD)

MS/MSD pairs were not reported with the data.

1.5 Laboratory Control Sample (LCS)

LCSs were analyzed at the proper frequency for the number and types of samples analyzed (one per batch of 20 samples). The recovery and replicate error ratio (RER) [1 sigma (1σ)] results were within the laboratory specified acceptance criteria.

1.6 Laboratory Duplicate

Two sample set specific laboratory duplicates were reported for radium-226 using sample HAM-HGWC-8 and HAM-MW-29. The RERs were within the laboratory specified acceptance criteria.

One batch laboratory duplicate was reported for radium-226. Since these were batch QC, the results do not affect the samples in this data set and qualifications were not applied to the data.

1.7 Tracers and Carriers

Carriers were reported for the radium-226 and radium-228 analyses and a tracer was reported for the radium-228 analyses. The recovery results were within the laboratory specified acceptance criteria.

1.8 Equipment Blank

Three equipment blanks, HAM-UGRD-EB-01, HAM-AP1-EB-01 and HAM-AP1-EB-02, were collected with the sample set. Radium-226 and radium-228 were not detected in the equipment blank at or above the MDCs, with the following exception.

92746297: Radium-228 was detected at a concentration greater than the MDC in HAM-AP2-EB-01. Since the mean difference (MD) between the samples and the blank results were less than 2 and the samples were less than ten times the blank concentration, the detected concentrations of radium-228 and combined radium 226 + 228 in samples HAM-HGWA-2 and HAM-UGRD-FD-01 were UJ qualified as sample not distinguishable from the blank.

Sample	Analyte	Laboratory Result (pCi/L)	Laboratory Flag	Validation Result (pCi/L)	Validation Qualifier	Reason Code
HAM-HGWA-2	Radium 228	1.10	NA	1.10	UJ	BEH
HAM-HGWA-2	Combined Radium 226 + 228	1.27	NA	1.27	UJ	BEH
HAM-UGRD-FD-01	Radium-228	0.746	NA	0.746	UJ	BEH
HAM-UGRD-FD-01	Combined Radium 226 + 228	1.09	NA	1.09	UJ	BEH

pCi/L-picocuries per liter
NA-not applicable

1.9 Field Blank

Three field blanks, HAM-UGRD-FB-01, HAM-AP1-FB-01 and HAM-AP1-FB-02, were collected with the sample set. Radium-226 and radium-228 were not detected in the field blank at or above the MDCs.

1.10 Field Duplicate

Three field duplicate samples were collected with the sample set, HAM-UGRD-FD-01, HAM-AP1-FD-01 and HAM-AP1-FD-02. Acceptable precision (RER < 3%) was demonstrated between the field duplicate and the original samples, HAM-HGWA-43D, HAM-HGWC-10 and HAM-MW-7, respectively.

1.11 Sensitivity

The samples were reported to the MDCs. No elevated non-detect results were reported.

1.12 Electronic Data Deliverable Review

The results and sample IDs in the EDD were reviewed against the information provided by the associated level II report at a minimum of 20% as part of the data validation process. No discrepancies were identified between the level II report and the EDD.

---

* * * * *

ATTACHMENT 1
DATA VALIDATION QUALIFIER DEFINITIONS AND INTERPRETATION KEY
Assigned by Geosyntec's Data Validation Team

DATA QUALIFIER DEFINITIONS

U The analyte was analyzed for but was not detected above the reported sample quantitation limit. Upon application of the U qualifier to a reported result, the definition changes to "not detected at or above the reported result."

J The analyte was positively identified; the associated numerical value is the approximate concentration of the analyte in the sample.

J+ The analyte was positively identified; however, the associated numerical value is likely to be higher than the concentration of the analyte in the sample due to positive bias of associated QC or calibration data or attributable to matrix interference.

J- The analyte was positively identified; however, the associated numerical value is likely to be lower than the concentration of the analyte in the sample due to negative bias of associated QC or calibration data or attributable to matrix interference.

UJ The analyte was not detected above the reported sample quantitation limit. However, the reported quantitation limit is approximate and may or may not represent the actual limit of quantitation necessary to accurately and precisely measure the analyte in the sample.

R The sample results are rejected due to serious deficiencies in the ability to analyze the sample and meet quality control criteria. The presence or absence of the analyte cannot be verified.

ATTACHMENT 2
DATA VALIDATION REASON CODES
Assigned by Geosyntec's Data Validation Team

DQM Reason Code	Description
AB1	> Samples in batch
AB2	QC sample missing
AB3	Batch analysis time exceeded
BAH	Contamination detected in the Ambient Blank greater than or equal to the Quantitation Limit.
BAL	Contamination detected in the Ambient Blank less than the Quantitation Limit.
BC	Calibration blank contamination
BC1	assoc. result < RL
BC2	assoc. result > RL < mult.
BC3	assoc. result > RL > mult.
BEH	Contamination detected in the Equipment Blank greater than or equal to the Quantitation Limit.
BEL	Contamination detected in the Equipment Blank less than the Quantitation Limit.
BF	Field blank contamination
BF1	assoc. result < RL
BF2	assoc. result > RL < mult.
BF3	assoc. result > RL > mult.
BFH	Contamination detected in the Field Blank greater than or equal to the Quantitation Limit.
BFL	Contamination detected in the Field Blank less than the Quantitation Limit.
BL	Laboratory blank contamination
BL1	assoc. result < RL
BL2	assoc. result > RL < mult.

DQM Reason Code	Description
BL3	assoc. result > RL > mult.
BLH	Contamination detected in the Lab Blank greater than or equal to the Quantitation Limit.
BLL	Contamination detected in the Lab Blank less than the Quantitation Limit.
BT	Trip blank contamination
BT1	assoc. result < RL
BT2	assoc. result > RL < mult.
BT3	assoc. result > RL > mult.
BTH	Contamination detected in the Trip Blank greater than or equal to the Quantitation Limit.
BTL	Contamination detected in the Trip Blank less than the Quantitation Limit.
CA1	Column difference
CC1	CCV %D
CC2	CCV %R
CC3	CCV RRF
CI1	IC RSD
CI2	IC RRF
CR1	Calibration range
CV1	ICV or CCV %D
CV2	ICV or CCV %R
CV3	ICV CCV RRF
DF1	Dilution Factor > 1
DL	Dilution Factor > 1

DQM Reason Code	Description
DVT1	The Dissolved Result > Total Result and the absolute difference > the AD_MULTIPLIER_CL * Detection Limit
DVT2	The Dissolved Result > Total Result and the absolute difference > AD_MULTIPLIER_UCO * Detection Limit
DVT3	The Dissolved Result > Total Result and the relative percent difference (RPD) > RPD_CL
DVT4	The Dissolved Result > Total Result and the relative percent difference (RPD) > RPD_UCO
ER1	MDL=<RESULT<RL (INORGANIC)
ER2	MDL=<RESULT<RL (ORGANIC)
FBC1	BLANK CONTAMINATION
FBC2	RESULT < BLANK * MULTIPLIER
FBC3	RESULT > BLANK * MULTIPLIER
FD1	Field duplicate RPD
FD2	Field duplicate abs. diff.
GHT1	GROSS_QUALIFIER_HIT
GHT2	GROSS_QUALIFIER_NON_DETECT
HP1	Hydrocarbon pattern
HT1	Holding time samp. to preservation
HT2	Holding time samp. to analysis
HT3	Holding time gros. samp. to pres.
HT4	Holding time gros. samp. to analysis
IS1	Internal standard
LBC1	BLANK CONTAMINATION

DQM Reason Code	Description
LBC2	RESULT < BLANK * MULTIPLIER
LBC3	RESULT > BLANK * MULTIPLIER
LD1	Lab duplicate RPD
LD2	Lab duplicate abs. diff.
LS1	LS %R
LS2	LS RPD
MS1	MS %R
MS2	MS RPD
MS3	Parent >4x spike
MS4	Spike diluted out
NP1	Non-Preferred Result
NR1	NUMERIC RESULTS
OT1	Other quality issue
PS1	BETWEEN CONTROL AND WARNING LIMITS
PS2	INVALID
PS3	LESS THAN LOWER CONTROL LIMIT
PS4	LESS THAN LOWER WARNING LIMIT
PT1	The preservative for this test id does not match the required preservative in RT_HOLDING_TIME.
RDL1	EXCEEDS REQUIRED DETECTION LIMIT
RL1	ND > project limit
RO1	Other rad. issue
RPD1	LCS/LCSD
RPD2	LCS/LCSD_NON_DETECT
RPD3	MS/MSD
RPD4	MS/MSD_NON_DETECT

DQM Reason Code	Description
RPD5	Orig/Dup
RPD6	Orig/Dup_NON_DETECT
RPDF1	FIELD DUPLICATE
RPDF2	FIELD DUPLICATE NON_DETECT
RQ1	Rad. quantitation issue
RR1	Repeated result same method
RR2	Repeated result diff. method
RSD1	RSD exceeds CL for LCS sample
RSD2	RSD exceeds CL for MS sample
RSD3	RSD exceeds CL for Lab sample
RSD4	RSD exceeds CL for Field sample
RY1	Tracer or carrier
SD1	Serial dilution
SO1	High moisture
SO2	Wet weight
SP1	Preservation, temp
SP2	Preservation, pH
SP3	Preservation, headspace
SPR1	BLANK SPIKE > UCL
SPR10	EarthSoft.DQM.SpikeRecovery2
SPR11	EarthSoft.DQM.SpikeRecovery2
SPR12	EarthSoft.DQM.SpikeRecovery2
SPR2	INORGANIC SPIKE > UCL
SPR3	ORGANIC SPIKE > UCL
SPR4	LCL > BLANK > LOW_CUTOFF
SPR5	LCL > INORG > LOW_CUTOFF
SPR6	LCL > ORG > LOW_CUTOFF
SPR7	BLANK SPIKE < LOW_CUTOFF

DQM Reason Code	Description
SPR8	INORGANIC SPIKE < LOW_CUTOFF
SPR9	ORGANIC SPIKE < LOW_CUTOFF
SU	Surrogate outlier
SU1	Surrogate
SU2	Surrogate diluted out
SURR1	ASSO. DETECTS OF LCL > REC > LOW_CUTOFF
SURR10	EarthSoft.DQM.SurrogateRecovery
SURR11	EarthSoft.DQM.SurrogateRecovery
SURR12	EarthSoft.DQM.SurrogateRecovery
SURR2	ASSO. DETECTS OF REC < LOW_CUTOFF
SURR3	ASSO. DETECTS OF REC > UCL
SURR4	ASSO. NDS OF LCL > REC > LOW_CUTOFF
SURR5	ASSO. NDS OF REC < LOW_CUTOFF
SURR6	ASSO. NDS OF REC > UCL
SURR7	LCL > REC > LOW_CUTOFF
SURR8	REC < LOW_CUTOFF
SURR9	REC > UCL
TBC1	BLANK CONTAMINATION
TBC2	RESULT < BLANK * MULTIPLIER
TBC3	RESULT > BLANK * MULTIPLIER
TR	Trace Detection
TR1	Trace detection
TRA1	Tracer is outside of UCL or LCL
TRA2	Associated result of a tracer less than the LCL
TRA3	Associated detect result of a tracer greater than the UCL
VC1	Canister vacuum
VC2	Canister contamination

DQM Reason Code	Description
VSU1	INVALID SAMPLE UNIT TYPE
VSU2	MISSING SAMPLE UNIT TYPE

DQM Reason Code	Description
VSU3	NON-DEFAULT RESULT UNIT

AD-Absolute Difference
CCV-Continuous Calibration Verification
CL-Control Limit
%D-Percent Difference
IC-Initial Calibration
ICV-Initial Calibration Verification
INORG-Inorganic
LCL-Lower Control Limit
LCS-Laboratory Control Spike
LCSD-Laboratory Control Spike Duplicate
LS-Laboratory Spike
MDL-Method Detection Limit
MS-Matrix Spike
MSD-Matrix Spike Duplicate
ND-Not Detected
ORG-Organic
QC-Quality Control
%R-Percent Recovery
REC-Recovery
RL-Reporting Limit
RPD-Relative Percent Difference
RRF-Relative Response Factor
RSD-Relative Standard Deviation
UCL-Upper Control Limit
UCO-Upper Cut Off

FIELD SAMPLING REPORTS

February 2024

Low-Flow Test Report:

Test Date / Time: 2/13/2024 12:57:39 PM
Project: GP-Plant Hammond
Operator Name: Jamie Newsome

Location Name: HGWA-1 **Latitude: 34.256433919104055** **Longitude: -85.34424464226267** **Well Diameter: 2 in** **Casing Type: PVC** **Screen Length: 10 ft** **Top of Screen: 22.49 ft** **Total Depth: 32.49 ft** **Initial Depth to Water: 14.39ft**	**Pump Type: Bladder** **Tubing Type: Poly** **Pump Intake From TOC: 27.49 ft** **Estimated Total Volume Pumped: 34 liter** **Flow Cell Volume: 90 ml** **Final Flow Rate: 100 ml/min** **Final Draw Down: -0.56 ft**	**Instrument Used: Aqua TROLL 400** **Serial Number: 968202**

Test Notes:
Seven bottles; Full App III and IV and Major Ions

Weather Conditions:
Clear, 60 degrees F

Low-Flow Readings:

Date Time	Elapsed Time	pH	Temperature	Specific Conductivity	RDO Concentration	Turbidity	ORP	Depth to Water	Flow
		+/- 0.1	+/- 0.5	+/- 5 %	+/- 0.2	+/- 5	+/- 10	+/- 0.3	
2/13/2024 12:57 PM	00:00	7.07 pH	16.78 °C	645.62 µS/cm	7.46 mg/L	7.45 NTU	66.0 mV	14.38 ft	100.00 ml/min
2/13/2024 1:02 PM	05:00	7.07 pH	16.82 °C	651.00 µS/cm	7.48 mg/L	2.55 NTU	56.9 mV	14.38 ft	100.00 ml/min
2/13/2024 1:07 PM	10:00	7.06 pH	16.86 °C	650.81 µS/cm	6.98 mg/L	3.24 NTU	67.9 mV	14.38 ft	100.00 ml/min
2/13/2024 1:12 PM	15:00	7.07 pH	17.00 °C	647.36 µS/cm	6.59 mg/L	1.87 NTU	56.1 mV	14.83 ft	100.00 ml/min
2/13/2024 1:17 PM	20:00	7.06 pH	17.10 °C	652.83 µS/cm	3.39 mg/L	1.96 NTU	69.0 mV	14.83 ft	100.00 ml/min
2/13/2024 1:22 PM	25:00	7.07 pH	17.12 °C	650.24 µS/cm	1.65 mg/L	1.45 NTU	59.7 mV	14.83 ft	100.00 ml/min
2/13/2024 1:27 PM	30:00	7.06 pH	17.17 °C	651.15 µS/cm	6.15 mg/L	1.20 NTU	59.1 mV	14.92 ft	100.00 ml/min
2/13/2024 1:32 PM	35:00	7.06 pH	17.16 °C	650.80 µS/cm	6.37 mg/L	1.40 NTU	59.3 mV	14.92 ft	100.00 ml/min
2/13/2024 1:37 PM	40:00	7.05 pH	16.99 °C	648.49 µS/cm	6.29 mg/L	1.71 NTU	74.7 mV	14.95 ft	100.00 ml/min
2/13/2024 1:42 PM	45:00	7.07 pH	16.91 °C	649.61 µS/cm	6.11 mg/L	1.47 NTU	72.5 mV	14.95 ft	100.00 ml/min
2/13/2024 1:47 PM	50:00	7.05 pH	16.75 °C	651.68 µS/cm	5.83 mg/L	1.12 NTU	75.0 mV	14.95 ft	100.00 ml/min
2/13/2024 1:52 PM	55:00	7.06 pH	16.91 °C	646.34 µS/cm	5.57 mg/L	1.81 NTU	72.1 mV	14.95 ft	100.00 ml/min

2/13/2024 1:57 PM	01:00:00	7.04 pH	16.91 °C	649.15 µS/cm	5.23 mg/L	1.08 NTU	74.8 mV	14.95 ft	100.00 ml/min
2/13/2024 2:02 PM	01:05:00	7.06 pH	16.76 °C	650.75 µS/cm	5.24 mg/L	1.71 NTU	73.4 mV	14.95 ft	100.00 ml/min
2/13/2024 2:07 PM	01:10:00	7.05 pH	16.78 °C	648.87 µS/cm	6.98 mg/L	1.39 NTU	70.8 mV	14.95 ft	100.00 ml/min
2/13/2024 2:12 PM	01:15:00	7.04 pH	16.90 °C	648.63 µS/cm	7.14 mg/L	1.15 NTU	69.5 mV	14.95 ft	100.00 ml/min
2/13/2024 2:17 PM	01:20:00	7.06 pH	16.69 °C	647.19 µS/cm	6.93 mg/L	0.99 NTU	66.1 mV	14.95 ft	100.00 ml/min
2/13/2024 2:22 PM	01:25:00	7.04 pH	16.77 °C	648.84 µS/cm	6.64 mg/L	1.03 NTU	64.6 mV	14.95 ft	100.00 ml/min
2/13/2024 2:27 PM	01:30:00	7.05 pH	16.91 °C	647.38 µS/cm	6.36 mg/L	1.11 NTU	63.3 mV	14.95 ft	100.00 ml/min
2/13/2024 2:32 PM	01:35:00	7.05 pH	16.82 °C	644.57 µS/cm	6.06 mg/L	1.59 NTU	63.8 mV	14.95 ft	100.00 ml/min
2/13/2024 2:37 PM	01:40:00	7.06 pH	16.91 °C	647.70 µS/cm	6.32 mg/L	1.11 NTU	62.3 mV	14.95 ft	100.00 ml/min
2/13/2024 2:42 PM	01:45:00	7.06 pH	16.70 °C	649.51 µS/cm	6.08 mg/L	0.95 NTU	49.6 mV	14.95 ft	100.00 ml/min
2/13/2024 2:47 PM	01:50:00	7.07 pH	16.71 °C	647.00 µS/cm	6.01 mg/L	1.04 NTU	57.5 mV	14.95 ft	100.00 ml/min
2/13/2024 2:52 PM	01:55:00	7.05 pH	17.00 °C	637.29 µS/cm	5.61 mg/L	1.07 NTU	55.5 mV	14.95 ft	100.00 ml/min
2/13/2024 2:57 PM	02:00:00	7.05 pH	17.30 °C	639.30 µS/cm	5.33 mg/L	0.83 NTU	51.7 mV	14.95 ft	100.00 ml/min
2/13/2024 3:02 PM	02:05:00	7.04 pH	17.40 °C	634.47 µS/cm	5.07 mg/L	0.84 NTU	50.1 mV	14.95 ft	100.00 ml/min
2/13/2024 3:07 PM	02:10:00	7.05 pH	17.75 °C	636.34 µS/cm	4.79 mg/L	0.90 NTU	48.4 mV	14.95 ft	100.00 ml/min
2/13/2024 3:12 PM	02:15:00	7.05 pH	17.65 °C	639.95 µS/cm	4.51 mg/L	0.75 NTU	49.5 mV	14.95 ft	100.00 ml/min
2/13/2024 3:17 PM	02:20:00	7.04 pH	17.76 °C	639.72 µS/cm	4.22 mg/L	1.11 NTU	50.3 mV	14.95 ft	100.00 ml/min
2/13/2024 3:22 PM	02:25:00	7.04 pH	18.07 °C	636.83 µS/cm	3.95 mg/L	0.81 NTU	47.4 mV	14.95 ft	100.00 ml/min
2/13/2024 3:27 PM	02:30:00	7.05 pH	17.98 °C	635.30 µS/cm	3.75 mg/L	1.15 NTU	46.3 mV	14.95 ft	100.00 ml/min
2/13/2024 3:32 PM	02:35:00	7.04 pH	17.94 °C	635.55 µS/cm	3.56 mg/L	0.93 NTU	39.4 mV	14.95 ft	100.00 ml/min
2/13/2024 3:37 PM	02:40:00	7.04 pH	17.90 °C	635.73 µS/cm	3.35 mg/L	0.97 NTU	47.2 mV	14.95 ft	100.00 ml/min
2/13/2024 3:42 PM	02:45:00	7.04 pH	18.04 °C	634.90 µS/cm	3.14 mg/L	0.94 NTU	45.9 mV	14.95 ft	100.00 ml/min
2/13/2024 3:47 PM	02:50:00	7.04 pH	17.98 °C	637.31 µS/cm	1.91 mg/L	0.79 NTU	44.8 mV	14.95 ft	100.00 ml/min
2/13/2024 3:52 PM	02:55:00	6.78 pH	18.03 °C	634.61 µS/cm	1.79 mg/L	1.00 NTU	43.8 mV	14.95 ft	100.00 ml/min
2/13/2024 3:57 PM	03:00:00	7.05 pH	17.50 °C	639.26 µS/cm	3.71 mg/L	0.89 NTU	37.1 mV	14.95 ft	100.00 ml/min
2/13/2024 4:02 PM	03:05:00	7.04 pH	17.48 °C	642.22 µS/cm	5.18 mg/L	0.96 NTU	37.2 mV	14.95 ft	100.00 ml/min
2/13/2024 4:07 PM	03:10:00	7.04 pH	17.37 °C	642.20 µS/cm	1.76 mg/L	0.84 NTU	38.4 mV	14.95 ft	100.00 ml/min
2/13/2024 4:12 PM	03:15:00	7.05 pH	17.36 °C	650.99 µS/cm	2.87 mg/L	1.10 NTU	35.0 mV	14.95 ft	100.00 ml/min
2/13/2024 4:17 PM	03:20:00	7.05 pH	17.13 °C	644.47 µS/cm	2.75 mg/L	0.84 NTU	35.5 mV	14.95 ft	100.00 ml/min

2/13/2024 4:22 PM	03:25:00	7.06 pH	17.00 °C	642.12 µS/cm	2.37 mg/L	0.98 NTU	36.3 mV	14.95 ft	100.00 ml/min
2/13/2024 4:27 PM	03:30:00	7.04 pH	17.02 °C	641.14 µS/cm	2.71 mg/L	0.63 NTU	30.7 mV	14.95 ft	100.00 ml/min
2/13/2024 4:32 PM	03:35:00	7.04 pH	17.27 °C	665.65 µS/cm	2.66 mg/L	0.89 NTU	30.1 mV	14.95 ft	100.00 ml/min
2/13/2024 4:37 PM	03:40:00	7.05 pH	17.00 °C	642.56 µS/cm	1.98 mg/L	0.96 NTU	27.9 mV	14.95 ft	100.00 ml/min
2/13/2024 4:42 PM	03:45:00	7.12 pH	16.77 °C	642.67 µS/cm	3.20 mg/L	1.09 NTU	30.0 mV	14.95 ft	100.00 ml/min
2/13/2024 4:47 PM	03:50:00	7.02 pH	16.77 °C	639.12 µS/cm	4.50 mg/L	0.79 NTU	28.4 mV	14.95 ft	100.00 ml/min
2/13/2024 4:52 PM	03:55:00	7.06 pH	16.77 °C	639.65 µS/cm	3.87 mg/L	0.93 NTU	24.9 mV	14.95 ft	100.00 ml/min
2/13/2024 4:57 PM	04:00:00	7.04 pH	16.79 °C	642.52 µS/cm	2.28 mg/L	0.78 NTU	25.2 mV	14.95 ft	100.00 ml/min
2/13/2024 5:02 PM	04:05:00	7.06 pH	16.80 °C	640.68 µS/cm	4.50 mg/L	0.77 NTU	21.3 mV	14.95 ft	100.00 ml/min
2/13/2024 5:07 PM	04:10:00	7.06 pH	16.75 °C	641.64 µS/cm	3.33 mg/L	0.81 NTU	21.2 mV	14.95 ft	100.00 ml/min
2/13/2024 5:12 PM	04:15:00	7.05 pH	16.64 °C	640.72 µS/cm	4.07 mg/L	0.77 NTU	22.7 mV	14.95 ft	100.00 ml/min
2/13/2024 5:17 PM	04:20:00	6.97 pH	16.64 °C	640.14 µS/cm	2.18 mg/L	1.17 NTU	22.5 mV	14.95 ft	100.00 ml/min
2/13/2024 5:22 PM	04:25:00	7.05 pH	16.56 °C	641.60 µS/cm	4.42 mg/L	0.75 NTU	21.5 mV	14.95 ft	100.00 ml/min
2/13/2024 5:27 PM	04:30:00	7.06 pH	16.57 °C	639.39 µS/cm	2.11 mg/L	0.81 NTU	21.4 mV	14.95 ft	100.00 ml/min
2/13/2024 5:32 PM	04:35:00	7.08 pH	16.51 °C	639.12 µS/cm	2.35 mg/L	1.75 NTU	21.0 mV	14.95 ft	100.00 ml/min
2/13/2024 5:37 PM	04:40:00	6.93 pH	16.42 °C	641.67 µS/cm	1.50 mg/L	1.97 NTU	22.4 mV	14.95 ft	100.00 ml/min
2/13/2024 5:42 PM	04:45:00	7.19 pH	16.52 °C	639.45 µS/cm	1.87 mg/L	2.14 NTU	22.9 mV	14.95 ft	100.00 ml/min
2/13/2024 5:47 PM	04:50:00	7.07 pH	16.48 °C	640.83 µS/cm	1.25 mg/L	1.52 NTU	21.9 mV	14.95 ft	100.00 ml/min
2/13/2024 5:52 PM	04:55:00	7.01 pH	16.46 °C	638.32 µS/cm	1.31 mg/L	1.16 NTU	22.5 mV	14.95 ft	100.00 ml/min
2/13/2024 5:57 PM	05:00:00	7.09 pH	16.45 °C	639.79 µS/cm	4.06 mg/L	1.38 NTU	21.5 mV	14.95 ft	100.00 ml/min
2/13/2024 6:02 PM	05:05:00	6.79 pH	16.38 °C	638.49 µS/cm	1.17 mg/L	1.16 NTU	22.6 mV	14.95 ft	100.00 ml/min
2/13/2024 6:07 PM	05:10:00	7.00 pH	16.36 °C	634.24 µS/cm	1.08 mg/L	1.14 NTU	20.9 mV	14.95 ft	100.00 ml/min
2/13/2024 6:12 PM	05:15:00	7.06 pH	16.34 °C	637.11 µS/cm	3.94 mg/L	0.82 NTU	18.2 mV	14.95 ft	100.00 ml/min
2/13/2024 6:17 PM	05:20:00	7.02 pH	16.30 °C	631.22 µS/cm	2.04 mg/L	0.86 NTU	18.5 mV	14.95 ft	100.00 ml/min
2/13/2024 6:22 PM	05:25:00	7.06 pH	16.29 °C	637.40 µS/cm	2.21 mg/L	1.07 NTU	19.1 mV	14.95 ft	100.00 ml/min
2/13/2024 6:27 PM	05:30:00	7.06 pH	16.24 °C	635.47 µS/cm	1.16 mg/L	0.81 NTU	18.1 mV	14.95 ft	100.00 ml/min
2/13/2024 6:32 PM	05:35:00	6.97 pH	16.25 °C	635.47 µS/cm	1.10 mg/L	1.17 NTU	18.1 mV	14.95 ft	100.00 ml/min
2/13/2024 6:37 PM	05:40:00	7.06 pH	16.22 °C	635.33 µS/cm	1.14 mg/L	1.01 NTU	15.2 mV	14.95 ft	100.00 ml/min

Samples

Sample ID:	Description:
HAM-HGWA-1	Grab.

Low-Flow Test Report:

Test Date / Time: 2/13/2024 2:30:00 PM
Project: GP-Plant Hammond
Operator Name: Connor Cain

Location Name: HGWA-2 **Latitude: 34.254757245103136** **Longitude: -85.34727017403146** **Well Diameter: 2 in** **Casing Type: PVC** **Screen Length: 10 ft** **Top of Screen: 17.95 ft** **Total Depth: 27.95 ft** **Initial Depth to Water: 14.06 ft**	**Pump Type: Bladder** **Tubing Type: Poly** **Pump Intake From TOC: 22.95 ft** **Estimated Total Volume Pumped: 11 liter** **Flow Cell Volume: 90 ml** **Final Flow Rate: 200 ml/min** **Final Draw Down: 0.04 ft**	**Instrument Used: Aqua TROLL 400** **Serial Number: 850767**

Test Notes:
Seven bottles; Full App III and IV and Major Ions

Weather Conditions:
Sunny, 54 degrees F

Low-Flow Readings:

Date Time	Elapsed Time	pH	Temperature	Specific Conductivity	RDO Concentration	Turbidity	ORP	Depth to Water	Flow
		+/- 0.1	+/- 0.5	+/- 5 %	+/- 0.2	+/- 5	+/- 10	+/- 0.3	
2/13/2024 2:30 PM	00:00	6.04 pH	17.92 °C	338.75 µS/cm	4.68 mg/L	46.30 NTU	80.4 mV	14.10 ft	200.00 ml/min
2/13/2024 2:35 PM	05:00	5.82 pH	17.64 °C	332.00 µS/cm	3.58 mg/L	25.30 NTU	56.1 mV	14.10 ft	200.00 ml/min
2/13/2024 2:40 PM	10:00	5.74 pH	17.64 °C	328.43 µS/cm	2.96 mg/L	17.40 NTU	44.4 mV	14.10 ft	200.00 ml/min
2/13/2024 2:45 PM	15:00	5.67 pH	17.61 °C	322.15 µS/cm	2.56 mg/L	11.00 NTU	36.8 mV	14.10 ft	200.00 ml/min
2/13/2024 2:50 PM	20:00	5.63 pH	17.63 °C	319.57 µS/cm	2.30 mg/L	7.97 NTU	31.6 mV	14.10 ft	200.00 ml/min
2/13/2024 2:55 PM	25:00	5.58 pH	17.62 °C	314.11 µS/cm	2.05 mg/L	5.86 NTU	27.1 mV	14.10 ft	200.00 ml/min
2/13/2024 3:00 PM	30:00	5.57 pH	17.32 °C	317.69 µS/cm	1.89 mg/L	5.22 NTU	23.5 mV	14.10 ft	200.00 ml/min
2/13/2024 3:05 PM	35:00	5.54 pH	17.11 °C	315.93 µS/cm	1.74 mg/L	4.75 NTU	21.2 mV	14.10 ft	200.00 ml/min
2/13/2024 3:10 PM	40:00	5.54 pH	17.08 °C	315.34 µS/cm	1.63 mg/L	3.61 NTU	19.1 mV	14.10 ft	200.00 ml/min
2/13/2024 3:15 PM	45:00	5.51 pH	17.00 °C	314.34 µS/cm	1.51 mg/L	3.43 NTU	17.5 mV	14.10 ft	200.00 ml/min
2/13/2024 3:20 PM	50:00	5.50 pH	16.93 °C	312.68 µS/cm	1.43 mg/L	2.99 NTU	14.9 mV	14.10 ft	200.00 ml/min
2/13/2024 3:25 PM	55:00	5.49 pH	16.92 °C	310.63 µS/cm	1.31 mg/L	2.81 NTU	13.2 mV	14.10 ft	200.00 ml/min

Samples

Sample ID:	Description:
HAM-HGWA-2	Grab.

Created using VuSitu from In-Situ, Inc.

Low-Flow Test Report:

Test Date / Time: 2/13/2024 1:23:04 PM
Project: GP-Plant Hammond
Operator Name: Connor Cain

Location Name: HGWA-3 **Latitude: 34.254616722496465** **Longitude: -85.34735751346251** **Well Diameter: 2 in** **Casing Type: PVC** **Screen Length: 10 ft** **Top of Screen: 34.51 ft** **Total Depth: 44.51 ft** **Initial Depth to Water: 13.6 ft**	**Pump Type: Bladder** **Tubing Type: Poly** **Pump Intake From TOC: 39.51 ft** **Estimated Total Volume Pumped: 6 liter** **Flow Cell Volume: 90 ml** **Final Flow Rate: 200 ml/min** **Final Draw Down: 0.02 ft**	**Instrument Used: Aqua TROLL 400** **Serial Number: 850767**

Test Notes:
Seven bottles; Full App III and IV and Major Ions

Weather Conditions:
Sunny, 53 degrees F

Low-Flow Readings:

Date Time	Elapsed Time	pH	Temperature	Specific Conductivity	RDO Concentration	Turbidity	ORP	Depth to Water	Flow
		+/- 0.1	+/- 0.5	+/- 5 %	+/- 0.2	+/- 5	+/- 10	+/- 0.3	
2/13/2024 1:23 PM	00:00	6.96 pH	17.66 °C	449.93 µS/cm	1.66 mg/L	21.10 NTU	-75.7 mV	13.62 ft	200.00 ml/min
2/13/2024 1:28 PM	05:00	7.19 pH	17.40 °C	451.07 µS/cm	0.93 mg/L	11.70 NTU	-74.7 mV	13.62 ft	200.00 ml/min
2/13/2024 1:33 PM	10:00	7.27 pH	17.32 °C	451.62 µS/cm	0.47 mg/L	10.10 NTU	-105.8 mV	13.62 ft	200.00 ml/min
2/13/2024 1:38 PM	15:00	7.30 pH	17.35 °C	450.04 µS/cm	0.27 mg/L	8.47 NTU	-81.3 mV	13.62 ft	200.00 ml/min
2/13/2024 1:43 PM	20:00	7.32 pH	17.39 °C	453.96 µS/cm	0.19 mg/L	5.08 NTU	-82.2 mV	13.62 ft	200.00 ml/min
2/13/2024 1:48 PM	25:00	7.33 pH	17.39 °C	453.08 µS/cm	0.15 mg/L	5.17 NTU	-82.4 mV	13.62 ft	200.00 ml/min
2/13/2024 1:53 PM	30:00	7.35 pH	17.32 °C	452.11 µS/cm	0.13 mg/L	2.93 NTU	-82.6 mV	13.62 ft	200.00 ml/min

Samples

Sample ID:	Description:
HAM-HGWA-3	Grab.

Low-Flow Test Report:

Test Date / Time: 2/13/2024 9:49:08 AM
Project: GP-Plant Hammond
Operator Name: Jamie Newsome

Location Name: HGWA-43D **Latitude: 34.25639674536349** **Longitude: -85.34432334833345** **Well Diameter: 2 in** **Casing Type: PVC** **Screen Length: 10 ft** **Top of Screen: 51.25 ft** **Total Depth: 61.25 ft** **Initial Depth to Water: 14.69 ft**	**Pump Type: Bladder** **Tubing Type: Poly** **Pump Intake From TOC: 56.25 ft** **Estimated Total Volume Pumped: 8 liter** **Flow Cell Volume: 90 ml** **Final Flow Rate: 100 ml/min** **Final Draw Down: 1.46 ft**	**Instrument Used: Aqua TROLL 400** **Serial Number: 968202**

Test Notes:
Seven bottles; Full App III and IV and Major Ions

Weather Conditions:
Clear, 55 degrees F

Low-Flow Readings:

Date Time	Elapsed Time	pH	Temperature	Specific Conductivity	RDO Concentration	Turbidity	ORP	Depth to Water	Flow
		+/- 0.1	+/- 0.5	+/- 5 %	+/- 0.2	+/- 5	+/- 10	+/- 0.3	
2/13/2024 9:49 AM	00:00	7.49 pH	16.54 °C	493.67 µS/cm	3.98 mg/L	5.79 NTU	-92.9 mV	15.95 ft	100.00 ml/min
2/13/2024 9:54 AM	05:00	7.48 pH	16.67 °C	489.96 µS/cm	3.49 mg/L	5.59 NTU	-88.6 mV	16.07 ft	100.00 ml/min
2/13/2024 9:59 AM	10:00	7.45 pH	16.79 °C	487.62 µS/cm	3.00 mg/L	3.79 NTU	-85.2 mV	16.10 ft	100.00 ml/min
2/13/2024 10:04 AM	15:00	7.47 pH	16.82 °C	470.23 µS/cm	3.04 mg/L	3.52 NTU	-111.0 mV	16.12 ft	100.00 ml/min
2/13/2024 10:09 AM	20:00	7.49 pH	16.73 °C	479.92 µS/cm	3.12 mg/L	3.25 NTU	-107.1 mV	16.15 ft	100.00 ml/min
2/13/2024 10:14 AM	25:00	7.49 pH	16.80 °C	474.96 µS/cm	2.81 mg/L	3.15 NTU	-109.3 mV	16.15 ft	100.00 ml/min
2/13/2024 10:19 AM	30:00	7.47 pH	16.89 °C	473.52 µS/cm	2.43 mg/L	2.03 NTU	-105.2 mV	16.15 ft	100.00 ml/min
2/13/2024 10:24 AM	35:00	7.49 pH	16.91 °C	475.84 µS/cm	2.77 mg/L	3.17 NTU	-96.8 mV	16.15 ft	100.00 ml/min
2/13/2024 10:29 AM	40:00	7.48 pH	16.91 °C	468.90 µS/cm	3.30 mg/L	1.83 NTU	-100.9 mV	16.15 ft	100.00 ml/min
2/13/2024 10:34 AM	45:00	7.47 pH	16.91 °C	468.49 µS/cm	3.29 mg/L	1.78 NTU	-77.2 mV	16.15 ft	100.00 ml/min
2/13/2024 10:39 AM	50:00	7.47 pH	17.04 °C	465.19 µS/cm	2.99 mg/L	1.91 NTU	-76.7 mV	16.15 ft	100.00 ml/min
2/13/2024 10:44 AM	55:00	7.47 pH	17.05 °C	467.39 µS/cm	3.45 mg/L	1.47 NTU	-97.1 mV	16.15 ft	100.00 ml/min
2/13/2024 10:49 AM	01:00:00	7.48 pH	17.04 °C	462.51 µS/cm	2.88 mg/L	1.44 NTU	-99.5 mV	16.15 ft	100.00 ml/min

2/13/2024 10:54 AM	01:05:00	7.48 pH	17.09 °C	461.49 µS/cm	3.71 mg/L	2.62 NTU	-100.3 mV	16.15 ft	100.00 ml/min
2/13/2024 10:59 AM	01:10:00	7.47 pH	17.40 °C	457.81 µS/cm	3.54 mg/L	1.11 NTU	-97.2 mV	16.15 ft	100.00 ml/min
2/13/2024 11:04 AM	01:15:00	7.47 pH	17.72 °C	460.60 µS/cm	3.65 mg/L	1.17 NTU	-74.8 mV	16.15 ft	100.00 ml/min

Samples

Sample ID:	Description:
HAM-HGWA-43D	Grab.

Created using VuSitu from In-Situ, Inc.

Low-Flow Test Report:

Test Date / Time: 2/13/2024 9:56:10 AM
Project: GP-Plant Hammond
Operator Name: Thomas Kessler

Location Name: HGWA-44D **Well Diameter: 2 in** **Casing Type: PVC** **Screen Length: 10 ft** **Top of Screen: 103.5 ft** **Total Depth: 113.5 ft** **Initial Depth to Water: 16.34 ft**	**Pump Type: Bladder** **Tubing Type: Poly** **Pump Intake From TOC: 108.5 ft** **Estimated Total Volume Pumped: 11 liter** **Flow Cell Volume: 90 ml** **Final Flow Rate: 100 ml/min** **Final Draw Down: 3.08 ft**	**Instrument Used: Aqua TROLL 400** **Serial Number: 883530**

Test Notes:
Seven bottles; Full App III and IV and Major Ions

Weather Conditions:
Clear, 50 degrees F

Low-Flow Readings:

Date Time	Elapsed Time	pH	Temperature	Specific Conductivity	RDO Concentration	Turbidity	ORP	Depth to Water	Flow
		+/- 0.1	+/- 0.5	+/- 5 %	+/- 0.2	+/- 5	+/- 10	+/- 0.3	
2/13/2024 9:56 AM	00:00	7.44 pH	16.88 °C	625.20 µS/cm	5.77 mg/L	45.10 NTU	11.0 mV	17.18 ft	100.00 ml/min
2/13/2024 10:01 AM	05:00	7.78 pH	16.49 °C	618.64 µS/cm	3.36 mg/L	42.60 NTU	44.9 mV	16.34 ft	100.00 ml/min
2/13/2024 10:06 AM	10:00	7.85 pH	16.39 °C	618.31 µS/cm	5.25 mg/L	39.80 NTU	51.6 mV	17.52 ft	100.00 ml/min
2/13/2024 10:11 AM	15:00	7.88 pH	16.53 °C	613.57 µS/cm	2.20 mg/L	37.10 NTU	57.6 mV	17.81 ft	100.00 ml/min
2/13/2024 10:16 AM	20:00	7.87 pH	16.44 °C	611.35 µS/cm	3.42 mg/L	35.70 NTU	44.2 mV	17.90 ft	100.00 ml/min
2/13/2024 10:21 AM	25:00	7.89 pH	16.47 °C	606.78 µS/cm	5.45 mg/L	22.50 NTU	44.3 mV	18.27 ft	100.00 ml/min
2/13/2024 10:26 AM	30:00	7.90 pH	16.50 °C	604.50 µS/cm	5.04 mg/L	20.90 NTU	39.8 mV	18.43 ft	100.00 ml/min
2/13/2024 10:31 AM	35:00	7.91 pH	16.54 °C	559.53 µS/cm	5.52 mg/L	23.60 NTU	31.2 mV	18.60 ft	100.00 ml/min
2/13/2024 10:36 AM	40:00	7.91 pH	16.65 °C	603.12 µS/cm	4.87 mg/L	22.10 NTU	23.0 mV	18.90 ft	100.00 ml/min
2/13/2024 10:41 AM	45:00	7.92 pH	16.74 °C	597.94 µS/cm	2.56 mg/L	21.30 NTU	24.8 mV	18.85 ft	100.00 ml/min
2/13/2024 10:46 AM	50:00	7.92 pH	17.08 °C	599.69 µS/cm	5.69 mg/L	20.80 NTU	25.8 mV	18.90 ft	100.00 ml/min
2/13/2024 10:51 AM	55:00	7.93 pH	16.83 °C	612.72 µS/cm	0.38 mg/L	20.10 NTU	23.1 mV	18.95 ft	100.00 ml/min
2/13/2024 10:56 AM	01:00:00	7.94 pH	16.79 °C	614.58 µS/cm	0.84 mg/L	18.90 NTU	19.6 mV	18.97 ft	100.00 ml/min

2/13/2024 11:01 AM	01:05:00	7.94 pH	16.75 °C	623.69 µS/cm	0.61 mg/L	17.50 NTU	-7.1 mV	19.10 ft	100.00 ml/min
2/13/2024 11:06 AM	01:10:00	7.97 pH	16.86 °C	611.03 µS/cm	0.27 mg/L	17.31 NTU	-22.0 mV	19.15 ft	100.00 ml/min
2/13/2024 11:11 AM	01:15:00	7.97 pH	16.81 °C	599.23 µS/cm	0.52 mg/L	16.10 NTU	-47.1 mV	19.30 ft	100.00 ml/min
2/13/2024 11:16 AM	01:20:00	7.99 pH	16.49 °C	608.14 µS/cm	0.25 mg/L	15.60 NTU	-81.9 mV	19.40 ft	100.00 ml/min
2/13/2024 11:21 AM	01:25:00	8.01 pH	16.30 °C	621.74 µS/cm	0.28 mg/L	14.90 NTU	-107.9 mV	19.42 ft	100.00 ml/min
2/13/2024 11:26 AM	01:30:00	8.04 pH	16.02 °C	620.32 µS/cm	0.31 mg/L	13.20 NTU	-124.1 mV	19.42 ft	100.00 ml/min
2/13/2024 11:31 AM	01:35:00	8.06 pH	15.97 °C	619.14 µS/cm	0.71 mg/L	18.60 NTU	-136.8 mV	19.42 ft	100.00 ml/min
2/13/2024 11:36 AM	01:40:00	8.08 pH	15.96 °C	621.94 µS/cm	0.31 mg/L	12.00 NTU	-141.5 mV	19.42 ft	100.00 ml/min
2/13/2024 11:41 AM	01:45:00	8.10 pH	15.94 °C	618.93 µS/cm	0.38 mg/L	7.72 NTU	-146.7 mV	19.42 ft	100.00 ml/min
2/13/2024 11:46 AM	01:50:00	8.10 pH	15.89 °C	619.47 µS/cm	0.42 mg/L	4.84 NTU	-151.4 mV	19.42 ft	100.00 ml/min

Samples

Sample ID:	Description:
HAM-HGWA-44D	Grab.
HAM-UGRD-FD-01	Grab.

Low-Flow Test Report:

Test Date / Time: 2/14/2024 1:02:26 PM
Project: GP-Plant Hammond
Operator Name: Jamie Newsome

Location Name: HGWC-7 **Latitude: 34.253993695633724** **Longitude: -85.33905507073304** **Well Diameter: 2 in** **Casing Type: PVC** **Screen Length: 10 ft** **Top of Screen: 17.96 ft** **Total Depth: 27.96 ft** **Initial Depth to Water: 8.67 ft**	**Pump Type: Peri** **Tubing Type: Poly** **Pump Intake From TOC: 22.96 ft** **Estimated Total Volume Pumped: 3 liter** **Flow Cell Volume: 90 ml** **Final Flow Rate: 100 ml/min** **Final Draw Down: 0.08 ft**	**Instrument Used: Aqua TROLL 400** **Serial Number: 968202**

Test Notes:
Seven bottles; Full App III and IV and Major Ions

Weather Conditions:
Sunny, 60 degrees F

Low-Flow Readings:

Date Time	Elapsed Time	pH	Temperature	Specific Conductivity	RDO Concentration	Turbidity	ORP	Depth to Water	Flow
		+/- 0.1	+/- 0.5	+/- 5 %	+/- 0.2	+/- 5	+/- 10	+/- 0.3	
2/14/2024 1:02 PM	00:00	7.30 pH	18.96 °C	652.08 µS/cm	0.99 mg/L	5.62 NTU	81.2 mV	8.67 ft	100.00 ml/min
2/14/2024 1:07 PM	05:00	7.30 pH	18.11 °C	665.24 µS/cm	1.19 mg/L	4.54 NTU	65.6 mV	8.67 ft	100.00 ml/min
2/14/2024 1:12 PM	10:00	7.30 pH	18.11 °C	675.88 µS/cm	0.82 mg/L	5.00 NTU	74.0 mV	8.67 ft	100.00 ml/min
2/14/2024 1:17 PM	15:00	7.31 pH	18.16 °C	679.49 µS/cm	0.94 mg/L	4.10 NTU	73.9 mV	8.75 ft	100.00 ml/min
2/14/2024 1:22 PM	20:00	7.30 pH	18.27 °C	673.37 µS/cm	0.81 mg/L	2.32 NTU	73.8 mV	8.75 ft	100.00 ml/min
2/14/2024 1:27 PM	25:00	7.31 pH	18.20 °C	671.01 µS/cm	0.80 mg/L	2.79 NTU	72.9 mV	8.75 ft	100.00 ml/min
2/14/2024 1:32 PM	30:00	7.30 pH	18.50 °C	703.13 µS/cm	0.91 mg/L	2.06 NTU	72.8 mV	8.75 ft	100.00 ml/min

Samples

Sample ID:	Description:
HAM-HGWC-7	Grab.

Low-Flow Test Report:

Test Date / Time: 2/14/2024 4:40:03 PM
Project: GP-Plant Hammond
Operator Name: Jamie Newsome

Location Name: HGWC-8 **Latitude: 34.252869263323255** **Longitude: -85.33879506409666** **Well Diameter: 2 in** **Casing Type: PVC** **Screen Length: 10 ft** **Top of Screen: 15.51 ft** **Total Depth: 25.51 ft** **Initial Depth to Water: 11.2 ft**	**Pump Type: Peri** **Tubing Type: Poly** **Pump Intake From TOC: 20.51 ft** **Estimated Total Volume Pumped: 9 liter** **Flow Cell Volume: 90 ml** **Final Flow Rate: 100 ml/min** **Final Draw Down: 0.12 ft**	**Instrument Used: Aqua TROLL 400** **Serial Number: 968202**

Test Notes:
Seven bottles; Full App III and IV and Major Ions

Weather Conditions:
Sunny, 60 degrees F

Low-Flow Readings:

Date Time	Elapsed Time	pH	Temperature	Specific Conductivity	RDO Concentration	Turbidity	ORP	Depth to Water	Flow
		+/- 0.1	+/- 0.5	+/- 5 %	+/- 0.2	+/- 5	+/- 10	+/- 0.3	
2/14/2024 4:40 PM	00:00	6.37 pH	18.27 °C	531.20 µS/cm	1.90 mg/L	2.37 NTU	40.1 mV	11.20 ft	100.00 ml/min
2/14/2024 4:45 PM	05:00	6.36 pH	17.94 °C	533.30 µS/cm	1.15 mg/L	1.49 NTU	51.3 mV	11.32 ft	100.00 ml/min
2/14/2024 4:50 PM	10:00	6.36 pH	17.86 °C	535.01 µS/cm	1.29 mg/L	1.40 NTU	67.5 mV	11.32 ft	100.00 ml/min
2/14/2024 4:55 PM	15:00	6.35 pH	17.81 °C	537.98 µS/cm	1.03 mg/L	1.15 NTU	72.8 mV	11.32 ft	100.00 ml/min
2/14/2024 5:00 PM	20:00	6.41 pH	17.82 °C	553.99 µS/cm	0.92 mg/L	1.67 NTU	73.4 mV	11.32 ft	100.00 ml/min
2/14/2024 5:05 PM	25:00	6.42 pH	17.89 °C	558.68 µS/cm	3.34 mg/L	1.49 NTU	60.2 mV	11.32 ft	100.00 ml/min
2/14/2024 5:10 PM	30:00	6.47 pH	17.84 °C	572.15 µS/cm	1.33 mg/L	1.23 NTU	57.8 mV	11.32 ft	100.00 ml/min
2/14/2024 5:15 PM	35:00	6.52 pH	17.80 °C	587.88 µS/cm	1.35 mg/L	1.64 NTU	56.6 mV	11.32 ft	100.00 ml/min
2/14/2024 5:20 PM	40:00	6.53 pH	17.80 °C	595.47 µS/cm	1.10 mg/L	1.96 NTU	54.3 mV	11.32 ft	100.00 ml/min
2/14/2024 5:25 PM	45:00	6.58 pH	17.70 °C	608.90 µS/cm	1.73 mg/L	1.42 NTU	67.4 mV	11.32 ft	100.00 ml/min
2/14/2024 5:30 PM	50:00	6.62 pH	17.79 °C	614.60 µS/cm	1.30 mg/L	1.51 NTU	53.6 mV	11.32 ft	100.00 ml/min
2/14/2024 5:35 PM	55:00	6.61 pH	17.60 °C	615.64 µS/cm	2.53 mg/L	1.49 NTU	51.7 mV	11.32 ft	100.00 ml/min
2/14/2024 5:40 PM	01:00:00	6.61 pH	17.53 °C	621.80 µS/cm	1.74 mg/L	2.09 NTU	51.7 mV	11.32 ft	100.00 ml/min

2/14/2024 5:45 PM	01:05:00	6.63 pH	17.40 °C	622.49 µS/cm	1.10 mg/L	1.42 NTU	61.1 mV	11.32 ft	100.00 ml/min
2/14/2024 5:50 PM	01:10:00	6.65 pH	17.04 °C	622.79 µS/cm	1.48 mg/L	1.24 NTU	49.8 mV	11.32 ft	100.00 ml/min
2/14/2024 5:55 PM	01:15:00	6.64 pH	16.85 °C	629.95 µS/cm	1.30 mg/L	1.40 NTU	46.3 mV	11.32 ft	100.00 ml/min
2/14/2024 6:00 PM	01:20:00	6.63 pH	16.74 °C	628.41 µS/cm	0.49 mg/L	1.44 NTU	43.5 mV	11.32 ft	100.00 ml/min
2/14/2024 6:05 PM	01:25:00	6.66 pH	16.58 °C	633.52 µS/cm	0.35 mg/L	1.10 NTU	49.5 mV	11.32 ft	100.00 ml/min
2/14/2024 6:10 PM	01:30:00	6.66 pH	16.46 °C	637.73 µS/cm	0.29 mg/L	1.43 NTU	49.9 mV	11.32 ft	100.00 ml/min

Samples

Sample ID:	Description:
HAM-HGWC-8	Grab.

Low-Flow Test Report:

Test Date / Time: 2/15/2024 4:08:59 PM
Project: GP-Plant Hammond
Operator Name: Thomas Kessler

Location Name: HGWC-9 **Well Diameter: 2 in** **Casing Type: PVC** **Screen Length: 10 ft** **Top of Screen: 36.97 ft** **Total Depth: 46.97 ft** **Initial Depth to Water: 13.07 ft**	**Pump Type: Peri** **Tubing Type: Poly** **Pump Intake From TOC: 41.97 ft** **Estimated Total Volume Pumped: 7 liter** **Flow Cell Volume: 90 ml** **Final Flow Rate: 200 ml/min** **Final Draw Down: 0.03 ft**	**Instrument Used: Aqua TROLL 400** **Serial Number: 883530**

Test Notes:
Seven bottles; Full App III and IV and Major Ions

Weather Conditions:
Clear, 65 degrees F

Low-Flow Readings:

Date Time	Elapsed Time	pH	Temperature	Specific Conductivity	RDO Concentration	Turbidity	ORP	Depth to Water	Flow
		+/- 0.1	+/- 0.5	+/- 5 %	+/- 0.2	+/- 5	+/- 10	+/- 0.3	
2/15/2024 4:08 PM	00:00	6.72 pH	18.93 °C	876.41 µS/cm	0.24 mg/L	0.95 NTU	106.8 mV	13.10 ft	200.00 ml/min
2/15/2024 4:13 PM	05:00	6.70 pH	18.64 °C	965.56 µS/cm	0.17 mg/L	0.91 NTU	358.4 mV	13.10 ft	200.00 ml/min
2/15/2024 4:18 PM	10:00	6.69 pH	18.44 °C	961.04 µS/cm	0.14 mg/L	0.71 NTU	407.9 mV	13.10 ft	200.00 ml/min
2/15/2024 4:23 PM	15:00	6.70 pH	18.33 °C	964.17 µS/cm	0.12 mg/L	0.79 NTU	424.9 mV	13.10 ft	200.00 ml/min
2/15/2024 4:28 PM	20:00	6.73 pH	18.37 °C	966.01 µS/cm	0.11 mg/L	1.11 NTU	431.5 mV	13.10 ft	200.00 ml/min
2/15/2024 4:33 PM	25:00	6.76 pH	18.26 °C	979.82 µS/cm	0.10 mg/L	0.99 NTU	432.3 mV	13.10 ft	200.00 ml/min
2/15/2024 4:38 PM	30:00	6.82 pH	18.29 °C	995.43 µS/cm	0.09 mg/L	0.70 NTU	426.2 mV	13.10 ft	200.00 ml/min

Samples

Sample ID:	Description:
HAM-HGWC-9	Grab.

Low-Flow Test Report:

Test Date / Time: 2/15/2024 2:17:45 PM
Project: GP-Plant Hammond
Operator Name: Thomas Kessler

Location Name: HGWC-10 **Well Diameter: 2 in** **Casing Type: PVC** **Screen Length: 10 ft** **Top of Screen: 12.94 ft** **Total Depth: 22.94 ft** **Initial Depth to Water: 9.9 ft**	**Pump Type: Peri** **Tubing Type: Poly** **Pump Intake From TOC: 17.94 ft** **Estimated Total Volume Pumped: 4 liter** **Flow Cell Volume: 90 ml** **Final Flow Rate: 100 ml/min** **Final Draw Down: 0.3 ft**	**Instrument Used: Aqua TROLL 400** **Serial Number: 883530**

Test Notes:
Seven bottles; Full App III and IV and Major Ions

Weather Conditions:
Clear, 65 degrees F

Low-Flow Readings:

Date Time	Elapsed Time	pH	Temperature	Specific Conductivity	RDO Concentration	Turbidity	ORP	Depth to Water	Flow
		+/- 0.1	+/- 0.5	+/- 5 %	+/- 0.2	+/- 5	+/- 10	+/- 0.3	
2/15/2024 2:17 PM	00:00	6.98 pH	19.18 °C	397.78 µS/cm	6.57 mg/L	2.89 NTU	135.3 mV	10.20 ft	200.00 ml/min
2/15/2024 2:22 PM	05:00	6.94 pH	18.94 °C	397.42 µS/cm	6.48 mg/L	2.12 NTU	446.1 mV	10.20 ft	200.00 ml/min
2/15/2024 2:27 PM	10:00	6.94 pH	18.73 °C	397.82 µS/cm	6.43 mg/L	2.31 NTU	477.2 mV	10.20 ft	200.00 ml/min
2/15/2024 2:32 PM	15:00	6.93 pH	18.86 °C	396.84 µS/cm	6.29 mg/L	2.00 NTU	492.5 mV	10.20 ft	200.00 ml/min
2/15/2024 2:37 PM	20:00	6.93 pH	18.68 °C	398.51 µS/cm	6.29 mg/L	1.98 NTU	505.1 mV	10.20 ft	200.00 ml/min
2/15/2024 2:42 PM	25:00	6.93 pH	18.41 °C	399.80 µS/cm	6.27 mg/L	2.10 NTU	513.4 mV	10.20 ft	200.00 ml/min
2/15/2024 2:47 PM	30:00	6.92 pH	18.61 °C	401.97 µS/cm	6.10 mg/L	1.37 NTU	518.2 mV	10.20 ft	200.00 ml/min
2/15/2024 2:52 PM	35:00	6.93 pH	18.22 °C	403.88 µS/cm	6.06 mg/L	2.00 NTU	526.1 mV	10.20 ft	200.00 ml/min

Samples

Sample ID:	Description:
HAM-HGWC-10	Grab.

Low-Flow Test Report:

Test Date / Time: 2/15/2024 9:29:04 AM
Project: GP-Plant Hammond
Operator Name: Jamie Newsome

Location Name: HGWC-11 **Latitude: 34.251087270708986** **Longitude: -85.34292323522767** **Well Diameter: 2 in** **Casing Type: PVC** **Screen Length: 10 ft** **Top of Screen: 15.78 ft** **Total Depth: 25.78 ft** **Initial Depth to Water: 12.97 ft**	**Pump Type: Peri** **Tubing Type: Poly** **Pump Intake From TOC: 20.78 ft** **Estimated Total Volume Pumped: 7 liter** **Flow Cell Volume: 90 ml** **Final Flow Rate: 200 ml/min** **Final Draw Down: 0.28 ft**	**Instrument Used: Aqua TROLL 400** **Serial Number: 968202**

Test Notes:
Seven bottles; Full App III and IV and Major Ions

Weather Conditions:
Clear, 40 degrees F

Low-Flow Readings:

Date Time	Elapsed Time	pH	Temperature	Specific Conductivity	RDO Concentration	Turbidity	ORP	Depth to Water	Flow
		+/- 0.1	+/- 0.5	+/- 5 %	+/- 0.2	+/- 5	+/- 10	+/- 0.3	
2/15/2024 9:29 AM	00:00	6.33 pH	16.91 °C	728.66 µS/cm	0.95 mg/L	0.54 NTU	170.2 mV	12.97 ft	200.00 ml/min
2/15/2024 9:34 AM	05:00	6.35 pH	17.09 °C	707.81 µS/cm	0.95 mg/L	0.37 NTU	111.5 mV	12.97 ft	200.00 ml/min
2/15/2024 9:39 AM	10:00	6.37 pH	17.35 °C	707.79 µS/cm	0.94 mg/L	0.35 NTU	118.9 mV	12.97 ft	200.00 ml/min
2/15/2024 9:44 AM	15:00	6.36 pH	17.38 °C	703.30 µS/cm	0.92 mg/L	0.42 NTU	112.2 mV	13.20 ft	200.00 ml/min
2/15/2024 9:49 AM	20:00	6.36 pH	17.47 °C	698.83 µS/cm	0.93 mg/L	0.34 NTU	83.5 mV	13.20 ft	200.00 ml/min
2/15/2024 9:54 AM	25:00	6.36 pH	17.54 °C	688.41 µS/cm	0.95 mg/L	0.33 NTU	101.9 mV	13.20 ft	200.00 ml/min
2/15/2024 9:59 AM	30:00	6.36 pH	17.74 °C	677.02 µS/cm	0.96 mg/L	0.29 NTU	79.5 mV	13.25 ft	200.00 ml/min
2/15/2024 10:04 AM	35:00	6.36 pH	17.89 °C	673.66 µS/cm	1.00 mg/L	0.37 NTU	99.5 mV	13.25 ft	200.00 ml/min

Samples

Sample ID:	Description:
HAM-HGWC-11	Grab.

Low-Flow Test Report:

Test Date / Time: 2/15/2024 10:55:26 AM
Project: GP-Plant Hammond
Operator Name: Jamie Newsome

Location Name: HGWC-12 **Latitude: 34.25107377584488** **Longitude: -85.34293237150213** **Well Diameter: 2 in** **Casing Type: PVC** **Screen Length: 10 ft** **Top of Screen: 25.42 ft** **Total Depth: 35.42 ft** **Initial Depth to Water: 13.3 ft**	**Pump Type: Bladder** **Tubing Type: Poly** **Pump Intake From TOC: 30.42 ft** **Estimated Total Volume Pumped: 7 liter** **Flow Cell Volume: 90 ml** **Final Flow Rate: 200 ml/min** **Final Draw Down: 0.05 ft**	**Instrument Used: Aqua TROLL 400** **Serial Number: 968202**

Test Notes:
Seven bottles; Full App III and IV and Major Ions

Weather Conditions:
Clear, 55 degrees F

Low-Flow Readings:

Date Time	Elapsed Time	pH	Temperature	Specific Conductivity	RDO Concentration	Turbidity	ORP	Depth to Water	Flow
		+/- 0.1	+/- 0.5	+/- 5 %	+/- 0.2	+/- 5	+/- 10	+/- 0.3	
2/15/2024 10:55 AM	00:00	7.04 pH	19.20 °C	866.81 µS/cm	0.60 mg/L	9.72 NTU	52.0 mV	13.30 ft	200.00 ml/min
2/15/2024 11:00 AM	05:00	7.04 pH	19.23 °C	896.65 µS/cm	0.36 mg/L	9.06 NTU	42.8 mV	13.30 ft	200.00 ml/min
2/15/2024 11:05 AM	10:00	7.03 pH	19.23 °C	933.69 µS/cm	0.24 mg/L	5.17 NTU	48.9 mV	13.30 ft	200.00 ml/min
2/15/2024 11:10 AM	15:00	7.03 pH	19.20 °C	934.24 µS/cm	0.21 mg/L	4.13 NTU	48.9 mV	13.30 ft	200.00 ml/min
2/15/2024 11:15 AM	20:00	7.03 pH	19.15 °C	935.17 µS/cm	0.24 mg/L	3.76 NTU	48.8 mV	13.35 ft	200.00 ml/min
2/15/2024 11:20 AM	25:00	7.03 pH	19.27 °C	934.11 µS/cm	0.24 mg/L	2.17 NTU	48.6 mV	13.35 ft	200.00 ml/min
2/15/2024 11:25 AM	30:00	7.02 pH	19.32 °C	933.43 µS/cm	0.29 mg/L	1.97 NTU	49.4 mV	13.35 ft	200.00 ml/min
2/15/2024 11:30 AM	35:00	7.02 pH	19.23 °C	925.42 µS/cm	0.28 mg/L	1.94 NTU	40.5 mV	13.35 ft	200.00 ml/min

Samples

Sample ID:	Description:
HAM-HGWC-12	Grab.
HAM-AP1-FD-02	Grab.

Low-Flow Test Report:

Test Date / Time: 2/16/2024 1:00:12 PM
Project: GP-Plant Hammond
Operator Name: Connor Cain

Location Name: HGWC-13 **Latitude: 34.25143809526623** **Longitude: -85.34368984409174** **Well Diameter: 2 in** **Casing Type: PVC** **Screen Length: 10 ft** **Top of Screen: 35.15 ft** **Total Depth: 45.15 ft** **Initial Depth to Water: 28.13 ft**	**Pump Type: Bladder** **Tubing Type: Poly** **Pump Intake From TOC: 40.15 ft** **Estimated Total Volume Pumped: 7 liter** **Flow Cell Volume: 90 ml** **Final Flow Rate: 200 ml/min** **Final Draw Down: 0.08 ft**	**Instrument Used: Aqua TROLL 400** **Serial Number: 850767**

Test Notes:
Seven bottles; Full App III and IV and Major Ions

Weather Conditions:
Cloudy, 58 degrees F

Low-Flow Readings:

Date Time	Elapsed Time	pH	Temperature	Specific Conductivity	RDO Concentration	Turbidity	ORP	Depth to Water	Flow
		+/- 0.1	+/- 0.5	+/- 5 %	+/- 0.2	+/- 5	+/- 10	+/- 0.3	
2/16/2024 1:00 PM	00:00	6.87 pH	19.13 °C	869.51 µS/cm	0.58 mg/L	5.49 NTU	-82.1 mV	28.19 ft	200.00 ml/min
2/16/2024 1:05 PM	05:00	6.88 pH	18.88 °C	899.30 µS/cm	0.27 mg/L	5.13 NTU	-102.9 mV	28.19 ft	200.00 ml/min
2/16/2024 1:10 PM	10:00	6.89 pH	18.83 °C	903.80 µS/cm	0.18 mg/L	5.69 NTU	-83.0 mV	28.21 ft	200.00 ml/min
2/16/2024 1:15 PM	15:00	6.89 pH	18.79 °C	906.11 µS/cm	0.14 mg/L	4.37 NTU	-82.8 mV	28.21 ft	200.00 ml/min
2/16/2024 1:20 PM	20:00	6.89 pH	18.79 °C	907.44 µS/cm	0.12 mg/L	3.04 NTU	-83.0 mV	28.21 ft	200.00 ml/min
2/16/2024 1:25 PM	25:00	6.89 pH	18.79 °C	907.19 µS/cm	0.11 mg/L	2.07 NTU	-82.6 mV	28.21 ft	200.00 ml/min
2/16/2024 1:30 PM	30:00	6.90 pH	18.86 °C	905.97 µS/cm	0.10 mg/L	1.89 NTU	-82.4 mV	28.21 ft	200.00 ml/min

Samples

Sample ID:	Description:
HAM-HGWC-13	Grab.

Low-Flow Test Report:

Test Date / Time: 2/15/2024 9:25:30 AM
Project: GP-Plant Hammond
Operator Name: Connor Cain

Location Name: MW-5 **Latitude: 34.25085412807227** **Longitude: -85.33855048016211** **Well Diameter: 2 in** **Casing Type: PVC** **Screen Length: 10 ft** **Top of Screen: 20.84 ft** **Total Depth: 30.84 ft** **Initial Depth to Water: 12.93 ft**	**Pump Type: Bladder** **Tubing Type: Poly** **Pump Intake From TOC: 25.84 ft** **Estimated Total Volume Pumped: 7 liter** **Flow Cell Volume: 90 ml** **Final Flow Rate: 200 ml/min** **Final Draw Down: 0.14 ft**	**Instrument Used: Aqua TROLL 400** **Serial Number: 850767**

Test Notes:
Seven bottles; Full App III and IV and Major Ions

Weather Conditions:
Sunny, 42 degrees F

Low-Flow Readings:

Date Time	Elapsed Time	pH	Temperature	Specific Conductivity	RDO Concentration	Turbidity	ORP	Depth to Water	Flow
		+/- 0.1	+/- 0.5	+/- 5 %	+/- 0.2	+/- 5	+/- 10	+/- 0.3	
2/15/2024 9:25 AM	00:00	6.24 pH	16.83 °C	505.55 µS/cm	6.57 mg/L	3.14 NTU	100.5 mV	13.05 ft	200.00 ml/min
2/15/2024 9:30 AM	05:00	6.19 pH	16.92 °C	497.08 µS/cm	6.40 mg/L	2.04 NTU	105.7 mV	13.05 ft	200.00 ml/min
2/15/2024 9:35 AM	10:00	6.18 pH	17.02 °C	491.57 µS/cm	6.29 mg/L	1.81 NTU	70.9 mV	13.07 ft	200.00 ml/min
2/15/2024 9:40 AM	15:00	6.17 pH	17.12 °C	491.86 µS/cm	6.29 mg/L	0.79 NTU	66.2 mV	13.07 ft	200.00 ml/min
2/15/2024 9:45 AM	20:00	6.17 pH	17.15 °C	489.39 µS/cm	6.23 mg/L	0.84 NTU	63.4 mV	13.07 ft	200.00 ml/min
2/15/2024 9:50 AM	25:00	6.17 pH	17.24 °C	489.40 µS/cm	6.22 mg/L	0.55 NTU	61.4 mV	13.07 ft	200.00 ml/min
2/15/2024 9:55 AM	30:00	6.17 pH	17.44 °C	488.34 µS/cm	6.18 mg/L	0.61 NTU	59.5 mV	13.07 ft	200.00 ml/min

Samples

Sample ID:	Description:
HAM-MW-5	Grab.

Low-Flow Test Report:

Test Date / Time: 2/14/2024 4:25:10 PM
Project: GP-Plant Hammond
Operator Name: Thomas Kessler

Location Name: MW-6 **Well Diameter: 2 in** **Casing Type: PVC** **Screen Length: 10 ft** **Top of Screen: 22.96 ft** **Total Depth: 32.96 ft** **Initial Depth to Water: 13.15 ft**	**Pump Type: Bladder** **Tubing Type: Poly** **Pump Intake From TOC: 27.96 ft** **Estimated Total Volume Pumped: 13 liter** **Flow Cell Volume: 90 ml** **Final Flow Rate: 200 ml/min** **Final Draw Down: 0.07 ft**	**Instrument Used: Aqua TROLL 400** **Serial Number: 883530**

Test Notes:
Seven bottles; Full App III and IV and Major Ions

Weather Conditions:
Clear, 65 degrees F

Low-Flow Readings:

Date Time	Elapsed Time	pH	Temperature	Specific Conductivity	RDO Concentration	Turbidity	ORP	Depth to Water	Flow
		+/- 0.1	+/- 0.5	+/- 5 %	+/- 0.2	+/- 5	+/- 10	+/- 0.3	
2/14/2024 4:25 PM	00:00	7.02 pH	19.86 °C	967.22 µS/cm	1.04 mg/L	312.00 NTU	8.2 mV	13.22 ft	200.00 ml/min
2/14/2024 4:30 PM	05:00	6.99 pH	19.69 °C	972.89 µS/cm	1.20 mg/L	52.90 NTU	201.1 mV	13.22 ft	200.00 ml/min
2/14/2024 4:35 PM	10:00	7.01 pH	19.62 °C	958.91 µS/cm	1.34 mg/L	29.60 NTU	237.9 mV	13.22 ft	200.00 ml/min
2/14/2024 4:40 PM	15:00	7.02 pH	19.58 °C	957.95 µS/cm	1.10 mg/L	22.30 NTU	277.1 mV	13.22 ft	200.00 ml/min
2/14/2024 4:45 PM	20:00	7.02 pH	19.53 °C	953.44 µS/cm	1.04 mg/L	20.90 NTU	291.0 mV	13.22 ft	200.00 ml/min
2/14/2024 4:50 PM	25:00	7.03 pH	19.47 °C	950.43 µS/cm	1.11 mg/L	10.70 NTU	297.9 mV	13.22 ft	200.00 ml/min
2/14/2024 4:55 PM	30:00	7.04 pH	19.45 °C	953.28 µS/cm	1.09 mg/L	6.83 NTU	287.7 mV	13.22 ft	200.00 ml/min
2/14/2024 5:00 PM	35:00	7.04 pH	19.42 °C	952.52 µS/cm	0.91 mg/L	13.22 NTU	259.9 mV	13.22 ft	200.00 ml/min
2/14/2024 5:05 PM	40:00	7.04 pH	19.42 °C	951.95 µS/cm	1.12 mg/L	3.99 NTU	233.3 mV	13.22 ft	200.00 ml/min
2/14/2024 5:10 PM	45:00	7.04 pH	19.35 °C	950.83 µS/cm	1.15 mg/L	3.45 NTU	212.9 mV	13.22 ft	200.00 ml/min
2/14/2024 5:15 PM	50:00	7.04 pH	19.37 °C	952.35 µS/cm	0.90 mg/L	2.81 NTU	165.0 mV	13.22 ft	200.00 ml/min
2/14/2024 5:20 PM	55:00	7.04 pH	19.36 °C	950.37 µS/cm	0.87 mg/L	2.87 NTU	171.8 mV	13.22 ft	200.00 ml/min
2/14/2024 5:25 PM	01:00:00	7.05 pH	19.28 °C	948.92 µS/cm	0.79 mg/L	3.61 NTU	184.9 mV	13.22 ft	200.00 ml/min

Samples

Sample ID:	Description:
HAM-MW-6	Grab.

Low-Flow Test Report:

Test Date / Time: 2/14/2024 3:09:05 PM
Project: GP-Plant Hammond
Operator Name: Thomas Kessler

Location Name: MW-7 **Well Diameter: 2 in** **Casing Type: PVC** **Screen Length: 10 ft** **Top of Screen: 16.89 ft** **Total Depth: 26.89 ft** **Initial Depth to Water: 9.6 ft**	**Pump Type: Bladder** **Tubing Type: Poly** **Pump Intake From TOC: 21.89 ft** **Estimated Total Volume Pumped: 6 liter** **Flow Cell Volume: 90 ml** **Final Flow Rate: 200 ml/min** **Final Draw Down: 0.15 ft**	**Instrument Used: Aqua TROLL 400** **Serial Number: 883530**

Test Notes:
Seven bottles; Full App III and IV and Major Ions

Weather Conditions:
Clear, 60 degrees F

Low-Flow Readings:

Date Time	Elapsed Time	pH	Temperature	Specific Conductivity	RDO Concentration	Turbidity	ORP	Depth to Water	Flow
		+/- 0.1	+/- 0.5	+/- 5 %	+/- 0.2	+/- 5	+/- 10	+/- 0.3	
2/14/2024 3:09 PM	00:00	6.65 pH	17.55 °C	177.31 µS/cm	5.90 mg/L	1.50 NTU	127.9 mV	9.75 ft	200.00 ml/min
2/14/2024 3:14 PM	05:00	6.59 pH	17.19 °C	168.83 µS/cm	6.00 mg/L	3.90 NTU	410.0 mV	9.75 ft	200.00 ml/min
2/14/2024 3:19 PM	10:00	6.58 pH	17.16 °C	168.85 µS/cm	5.63 mg/L	3.50 NTU	561.0 mV	9.75 ft	200.00 ml/min
2/14/2024 3:24 PM	15:00	6.60 pH	17.15 °C	169.72 µS/cm	6.43 mg/L	2.23 NTU	575.5 mV	9.75 ft	200.00 ml/min
2/14/2024 3:29 PM	20:00	6.60 pH	17.18 °C	170.99 µS/cm	5.68 mg/L	1.95 NTU	585.7 mV	9.75 ft	200.00 ml/min
2/14/2024 3:34 PM	25:00	6.62 pH	17.18 °C	173.21 µS/cm	5.43 mg/L	2.00 NTU	597.5 mV	9.75 ft	200.00 ml/min
2/14/2024 3:39 PM	30:00	6.57 pH	17.27 °C	173.48 µS/cm	5.25 mg/L	1.81 NTU	615.1 mV	9.75 ft	200.00 ml/min

Samples

Sample ID:	Description:
HAM-MW-7	Grab.

Low-Flow Test Report:

Test Date / Time: 2/15/2024 3:37:31 PM
Project: GP-Plant Hammond
Operator Name: Jamie Newsome

Location Name: MW-19 **Latitude: 34.25090798180015** **Longitude: -85.34354751937589** **Well Diameter: 2 in** **Casing Type: PVC** **Screen Length: 10 ft** **Top of Screen: 19.53 ft** **Total Depth: 29.53 ft** **Initial Depth to Water: 12.75 ft**	**Pump Type: Bladder** **Tubing Type: Poly** **Pump Intake From TOC: 24.53 ft** **Estimated Total Volume Pumped: 8 liter** **Flow Cell Volume: 90 ml** **Final Flow Rate: 200 ml/min** **Final Draw Down: 0.08 ft**	**Instrument Used: Aqua TROLL 400** **Serial Number: 968202**

Test Notes:
Seven bottles; Full App III and IV and Major Ions

Weather Conditions:
Clear, 55 degrees F

Low-Flow Readings:

Date Time	Elapsed Time	pH	Temperature	Specific Conductivity	RDO Concentration	Turbidity	ORP	Depth to Water	Flow
		+/- 0.1	+/- 0.5	+/- 5 %	+/- 0.2	+/- 5	+/- 10	+/- 0.3	
2/15/2024 3:37 PM	00:00	6.11 pH	18.83 °C	580.31 µS/cm	0.40 mg/L	49.70 NTU	127.9 mV	12.75 ft	200.00 ml/min
2/15/2024 3:42 PM	05:00	6.11 pH	18.83 °C	591.75 µS/cm	0.43 mg/L	26.10 NTU	97.7 mV	12.80 ft	200.00 ml/min
2/15/2024 3:47 PM	10:00	6.11 pH	18.83 °C	594.95 µS/cm	0.39 mg/L	20.60 NTU	116.8 mV	12.80 ft	200.00 ml/min
2/15/2024 3:52 PM	15:00	6.10 pH	18.97 °C	594.75 µS/cm	0.39 mg/L	20.20 NTU	115.6 mV	12.83 ft	200.00 ml/min
2/15/2024 3:57 PM	20:00	6.10 pH	19.09 °C	614.29 µS/cm	0.38 mg/L	17.10 NTU	114.3 mV	12.83 ft	200.00 ml/min
2/15/2024 4:02 PM	25:00	6.11 pH	19.05 °C	596.31 µS/cm	0.43 mg/L	14.80 NTU	86.9 mV	12.83 ft	200.00 ml/min
2/15/2024 4:07 PM	30:00	6.10 pH	19.16 °C	595.57 µS/cm	0.47 mg/L	11.60 NTU	106.8 mV	12.83 ft	200.00 ml/min
2/15/2024 4:12 PM	35:00	6.10 pH	19.01 °C	595.17 µS/cm	0.44 mg/L	9.39 NTU	109.3 mV	12.83 ft	200.00 ml/min
2/15/2024 4:17 PM	40:00	6.11 pH	18.86 °C	596.61 µS/cm	0.49 mg/L	8.48 NTU	107.6 mV	12.83 ft	200.00 ml/min

Samples

Sample ID:	Description:
HAM-MW-19	Grab.

Low-Flow Test Report:

Test Date / Time: 2/14/2024 3:30:08 PM
Project: GP-Plant Hammond
Operator Name: Connor Cain

Location Name: MW-20 **Latitude: 34.25252359363646** **Longitude: -85.33760139726598** **Well Diameter: 2 in** **Casing Type: PVC** **Screen Length: 10 ft** **Top of Screen: 24.37 ft** **Total Depth: 34.37 ft** **Initial Depth to Water: 10.1 ft**	**Pump Type: Bladder** **Tubing Type: Poly** **Pump Intake From TOC: 29.37 ft** **Estimated Total Volume Pumped: 8 liter** **Flow Cell Volume: 90 ml** **Final Flow Rate: 200 ml/min** **Final Draw Down: 0.25 ft**	**Instrument Used: Aqua TROLL 400** **Serial Number: 850767**

Test Notes:
Seven bottles; Full App III and IV and Major Ions

Weather Conditions:
Sunny, 62 degrees F

Low-Flow Readings:

Date Time	Elapsed Time	pH	Temperature	Specific Conductivity	RDO Concentration	Turbidity	ORP	Depth to Water	Flow
		+/- 0.1	+/- 0.5	+/- 5 %	+/- 0.2	+/- 5	+/- 10	+/- 0.3	
2/14/2024 3:30 PM	00:00	6.76 pH	18.79 °C	682.62 µS/cm	1.43 mg/L	8.89 NTU	-60.7 mV	10.21 ft	200.00 ml/min
2/14/2024 3:35 PM	05:00	6.83 pH	18.52 °C	705.00 µS/cm	0.49 mg/L	6.95 NTU	-74.1 mV	10.26 ft	200.00 ml/min
2/14/2024 3:40 PM	10:00	6.89 pH	18.50 °C	715.00 µS/cm	0.25 mg/L	6.25 NTU	-79.1 mV	10.30 ft	200.00 ml/min
2/14/2024 3:45 PM	15:00	6.91 pH	18.51 °C	720.62 µS/cm	0.18 mg/L	5.40 NTU	-80.4 mV	10.32 ft	200.00 ml/min
2/14/2024 3:50 PM	20:00	6.93 pH	18.53 °C	723.07 µS/cm	0.15 mg/L	4.69 NTU	-81.4 mV	10.34 ft	200.00 ml/min
2/14/2024 3:55 PM	25:00	6.94 pH	18.44 °C	724.82 µS/cm	0.14 mg/L	4.33 NTU	-81.4 mV	10.35 ft	200.00 ml/min
2/14/2024 4:00 PM	30:00	6.94 pH	18.19 °C	727.79 µS/cm	0.13 mg/L	4.07 NTU	-79.7 mV	10.35 ft	200.00 ml/min
2/14/2024 4:05 PM	35:00	6.95 pH	18.17 °C	728.44 µS/cm	0.12 mg/L	3.62 NTU	-80.8 mV	10.35 ft	200.00 ml/min

Samples

Sample ID:	Description:
HAM-MW-20	Grab.

Low-Flow Test Report:

Test Date / Time: 2/15/2024 1:11:01 PM
Project: GP-Plant Hammond
Operator Name: Connor Cain

Location Name: MW-24D **Latitude: 34.251573127726324** **Longitude: -85.3437214438667** **Well Diameter: 2 in** **Casing Type: PVC** **Screen Length: 10 ft** **Top of Screen: 62.77 ft** **Total Depth: 72.77 ft** **Initial Depth to Water: 27.94 ft**	**Pump Type: Bladder** **Tubing Type: Poly** **Pump Intake From TOC: 67.77 ft** **Estimated Total Volume Pumped: 29 liter** **Flow Cell Volume: 90 ml** **Final Flow Rate: 200 ml/min** **Final Draw Down: 0.18 ft**	**Instrument Used: Aqua TROLL 400** **Serial Number: 850767**

Test Notes:
Seven bottles; Full App III and IV and Major Ions

Weather Conditions:
Sunny, 61 degrees F

Low-Flow Readings:

Date Time	Elapsed Time	pH	Temperature	Specific Conductivity	RDO Concentration	Turbidity	ORP	Depth to Water	Flow
		+/- 0.1	+/- 0.5	+/- 5 %	+/- 0.2	+/- 5	+/- 10	+/- 0.3	
2/15/2024 1:11 PM	00:00	7.96 pH	19.03 °C	523.63 µS/cm	3.47 mg/L	8.34 NTU	-16.8 mV	27.94 ft	200.00 ml/min
2/15/2024 1:16 PM	05:00	7.95 pH	18.79 °C	522.24 µS/cm	3.11 mg/L	8.01 NTU	-15.3 mV	28.12 ft	200.00 ml/min
2/15/2024 1:21 PM	10:00	7.94 pH	18.77 °C	527.57 µS/cm	2.82 mg/L	7.10 NTU	-15.6 mV	28.12 ft	200.00 ml/min
2/15/2024 1:26 PM	15:00	7.93 pH	18.67 °C	530.50 µS/cm	2.70 mg/L	5.33 NTU	-15.7 mV	28.12 ft	200.00 ml/min
2/15/2024 1:31 PM	20:00	7.93 pH	18.88 °C	532.00 µS/cm	2.62 mg/L	5.31 NTU	-16.2 mV	28.12 ft	200.00 ml/min
2/15/2024 1:36 PM	25:00	7.91 pH	18.97 °C	532.30 µS/cm	2.58 mg/L	7.02 NTU	-17.3 mV	28.12 ft	200.00 ml/min
2/15/2024 1:41 PM	30:00	7.91 pH	19.08 °C	531.42 µS/cm	2.55 mg/L	11.60 NTU	-16.7 mV	28.12 ft	200.00 ml/min
2/15/2024 1:46 PM	35:00	7.90 pH	19.18 °C	533.32 µS/cm	2.55 mg/L	14.00 NTU	-25.4 mV	28.12 ft	200.00 ml/min
2/15/2024 1:51 PM	40:00	7.89 pH	19.28 °C	532.10 µS/cm	2.56 mg/L	16.60 NTU	-25.9 mV	28.12 ft	200.00 ml/min
2/15/2024 1:56 PM	45:00	7.89 pH	19.36 °C	531.92 µS/cm	2.57 mg/L	18.10 NTU	-17.7 mV	28.12 ft	200.00 ml/min
2/15/2024 2:01 PM	50:00	7.89 pH	19.33 °C	532.42 µS/cm	2.60 mg/L	18.90 NTU	-25.7 mV	28.12 ft	200.00 ml/min
2/15/2024 2:06 PM	55:00	7.88 pH	19.51 °C	531.39 µS/cm	2.61 mg/L	17.90 NTU	-17.8 mV	28.12 ft	200.00 ml/min
2/15/2024 2:11 PM	01:00:00	7.88 pH	19.50 °C	531.71 µS/cm	2.60 mg/L	20.10 NTU	-25.3 mV	28.12 ft	200.00 ml/min

2/15/2024 2:16 PM	01:05:00	7.88 pH	19.62 °C	531.06 µS/cm	2.57 mg/L	18.30 NTU	-19.5 mV	28.12 ft	200.00 ml/min
2/15/2024 2:21 PM	01:10:00	7.87 pH	19.69 °C	531.46 µS/cm	2.58 mg/L	17.00 NTU	-17.5 mV	28.12 ft	200.00 ml/min
2/15/2024 2:26 PM	01:15:00	7.87 pH	19.55 °C	532.73 µS/cm	2.59 mg/L	15.20 NTU	-26.0 mV	28.12 ft	200.00 ml/min
2/15/2024 2:31 PM	01:20:00	7.87 pH	19.62 °C	532.48 µS/cm	2.60 mg/L	13.70 NTU	-26.2 mV	28.12 ft	200.00 ml/min
2/15/2024 2:36 PM	01:25:00	7.87 pH	19.65 °C	530.70 µS/cm	2.59 mg/L	14.40 NTU	-17.5 mV	28.12 ft	200.00 ml/min
2/15/2024 2:41 PM	01:30:00	7.87 pH	19.56 °C	532.14 µS/cm	2.61 mg/L	14.50 NTU	-26.3 mV	28.12 ft	200.00 ml/min
2/15/2024 2:42 PM	01:31:48	7.87 pH	19.42 °C	533.42 µS/cm	2.62 mg/L	14.50 NTU	-16.5 mV	28.12 ft	200.00 ml/min
2/15/2024 2:47 PM	01:36:48	7.87 pH	19.49 °C	531.54 µS/cm	2.61 mg/L	13.50 NTU	-17.2 mV	28.12 ft	200.00 ml/min
2/15/2024 2:52 PM	01:41:48	7.87 pH	19.31 °C	531.76 µS/cm	2.61 mg/L	11.60 NTU	-17.3 mV	28.12 ft	200.00 ml/min
2/15/2024 2:57 PM	01:46:48	7.87 pH	19.31 °C	532.83 µS/cm	2.61 mg/L	10.40 NTU	-17.0 mV	28.12 ft	200.00 ml/min
2/15/2024 3:02 PM	01:51:48	7.86 pH	19.56 °C	532.00 µS/cm	2.61 mg/L	10.70 NTU	-16.8 mV	28.12 ft	200.00 ml/min
2/15/2024 3:07 PM	01:56:48	7.86 pH	19.50 °C	531.61 µS/cm	2.63 mg/L	9.97 NTU	-24.8 mV	28.12 ft	200.00 ml/min
2/15/2024 3:12 PM	02:01:48	7.86 pH	19.23 °C	532.42 µS/cm	2.64 mg/L	9.51 NTU	-17.2 mV	28.12 ft	200.00 ml/min
2/15/2024 3:17 PM	02:06:48	7.86 pH	18.97 °C	532.72 µS/cm	2.65 mg/L	8.76 NTU	-16.8 mV	28.12 ft	200.00 ml/min
2/15/2024 3:22 PM	02:11:48	7.86 pH	18.88 °C	534.26 µS/cm	2.65 mg/L	8.83 NTU	-16.6 mV	28.12 ft	200.00 ml/min
2/15/2024 3:27 PM	02:16:48	7.86 pH	19.06 °C	534.41 µS/cm	2.66 mg/L	8.72 NTU	-17.0 mV	28.12 ft	200.00 ml/min
2/15/2024 3:32 PM	02:21:48	7.86 pH	18.63 °C	535.70 µS/cm	2.65 mg/L	8.05 NTU	-17.1 mV	28.12 ft	200.00 ml/min
2/15/2024 3:37 PM	02:26:48	7.86 pH	18.53 °C	536.33 µS/cm	2.66 mg/L	7.69 NTU	-16.9 mV	28.12 ft	200.00 ml/min
2/15/2024 3:42 PM	02:31:48	7.86 pH	18.65 °C	536.84 µS/cm	2.65 mg/L	6.62 NTU	-16.1 mV	28.12 ft	200.00 ml/min
2/15/2024 3:47 PM	02:36:48	7.86 pH	18.66 °C	535.93 µS/cm	2.63 mg/L	6.14 NTU	-17.0 mV	28.12 ft	200.00 ml/min
2/15/2024 3:52 PM	02:41:48	7.85 pH	18.99 °C	539.24 µS/cm	2.63 mg/L	5.67 NTU	-17.0 mV	28.12 ft	200.00 ml/min
2/15/2024 3:57 PM	02:46:48	7.85 pH	19.10 °C	534.85 µS/cm	2.56 mg/L	5.43 NTU	-17.4 mV	28.12 ft	200.00 ml/min
2/15/2024 4:02 PM	02:51:48	7.85 pH	18.96 °C	536.80 µS/cm	2.52 mg/L	5.20 NTU	-17.8 mV	28.12 ft	200.00 ml/min
2/15/2024 4:07 PM	02:56:48	7.85 pH	19.06 °C	537.41 µS/cm	2.46 mg/L	4.92 NTU	-18.1 mV	28.12 ft	200.00 ml/min

Samples

Sample ID:	Description:
HAM-MW-24D	Grab.

Low-Flow Test Report:

Test Date / Time: 2/15/2024 1:25:18 PM
Project: GP-Plant Hammond
Operator Name: Jamie Newsome

Location Name: MW-25D **Latitude: 34.25105303063453** **Longitude: -85.34285861075422** **Well Diameter: 2 in** **Casing Type: PVC** **Screen Length: 10 ft** **Top of Screen: 53.21 ft** **Total Depth: 63.21 ft** **Initial Depth to Water: 13.2 ft**	**Pump Type: Bladder** **Tubing Type: Poly** **Pump Intake From TOC: 58.21 ft** **Estimated Total Volume Pumped: 11 liter** **Flow Cell Volume: 90 ml** **Final Flow Rate: 200 ml/min** **Final Draw Down: 5.94 ft**	**Instrument Used: Aqua TROLL 400** **Serial Number: 968202**

Test Notes:
Seven bottles; Full App III and IV and Major Ions

Weather Conditions:
Clear, 55 degrees F

Low-Flow Readings:

Date Time	Elapsed Time	pH	Temperature	Specific Conductivity	RDO Concentration	Turbidity	ORP	Depth to Water	Flow
		+/- 0.1	+/- 0.5	+/- 5 %	+/- 0.2	+/- 5	+/- 10	+/- 0.3	
2/15/2024 1:25 PM	00:00	7.62 pH	19.51 °C	572.75 µS/cm	0.35 mg/L	1.68 NTU	-124.7 mV	16.82 ft	200.00 ml/min
2/15/2024 1:30 PM	05:00	7.66 pH	19.18 °C	573.53 µS/cm	0.36 mg/L	2.53 NTU	-119.7 mV	16.82 ft	200.00 ml/min
2/15/2024 1:35 PM	10:00	7.68 pH	19.16 °C	561.33 µS/cm	0.39 mg/L	1.01 NTU	-153.6 mV	16.82 ft	200.00 ml/min
2/15/2024 1:40 PM	15:00	7.69 pH	19.27 °C	566.32 µS/cm	0.32 mg/L	5.80 NTU	-118.8 mV	16.82 ft	200.00 ml/min
2/15/2024 1:45 PM	20:00	7.69 pH	19.43 °C	561.22 µS/cm	0.49 mg/L	0.65 NTU	-115.8 mV	17.75 ft	200.00 ml/min
2/15/2024 1:50 PM	25:00	7.70 pH	19.45 °C	555.26 µS/cm	0.31 mg/L	0.80 NTU	-148.4 mV	18.10 ft	200.00 ml/min
2/15/2024 1:55 PM	30:00	7.70 pH	19.49 °C	561.49 µS/cm	0.36 mg/L	0.75 NTU	-115.6 mV	18.35 ft	200.00 ml/min
2/15/2024 2:00 PM	35:00	7.70 pH	19.59 °C	561.96 µS/cm	0.30 mg/L	1.12 NTU	-116.2 mV	18.55 ft	200.00 ml/min
2/15/2024 2:05 PM	40:00	7.69 pH	19.64 °C	559.52 µS/cm	0.38 mg/L	0.86 NTU	-116.3 mV	18.70 ft	200.00 ml/min
2/15/2024 2:10 PM	45:00	7.70 pH	19.76 °C	566.88 µS/cm	0.33 mg/L	0.97 NTU	-149.7 mV	18.91 ft	200.00 ml/min
2/15/2024 2:15 PM	50:00	7.71 pH	19.78 °C	558.63 µS/cm	0.35 mg/L	0.80 NTU	-150.8 mV	19.03 ft	200.00 ml/min
2/15/2024 2:20 PM	55:00	7.70 pH	19.79 °C	558.78 µS/cm	0.30 mg/L	1.16 NTU	-151.1 mV	19.14 ft	200.00 ml/min

Samples

Sample ID:	Description:
HAM-MW-25D	Grab.

Low-Flow Test Report:

Test Date / Time: 2/15/2024 10:48:07 AM
Project: GP-Plant Hammond
Operator Name: Connor Cain

Location Name: MW-26D **Latitude: 34.251724462988086** **Longitude: -85.33932714730999** **Well Diameter: 2 in** **Casing Type: PVC** **Screen Length: 10 ft** **Top of Screen: 68.11 ft** **Total Depth: 78.11 ft** **Initial Depth to Water: 12.61 ft**	**Pump Type: Bladder** **Tubing Type: Poly** **Pump Intake From TOC: 73.11 ft** **Estimated Total Volume Pumped: 10 liter** **Flow Cell Volume: 90 ml** **Final Flow Rate: 200 ml/min** **Final Draw Down: 0.15 ft**	**Instrument Used: Aqua TROLL 400** **Serial Number: 850767**

Test Notes:
Seven bottles; Full App III and IV and Major Ions

Weather Conditions:
Sunny, 48 degrees F

Low-Flow Readings:

Date Time	Elapsed Time	pH	Temperature	Specific Conductivity	RDO Concentration	Turbidity	ORP	Depth to Water	Flow
		+/- 0.1	+/- 0.5	+/- 5 %	+/- 0.2	+/- 5	+/- 10	+/- 0.3	
2/15/2024 10:48 AM	00:00	7.21 pH	17.61 °C	1,001.0 µS/cm	0.35 mg/L	44.10 NTU	-103.1 mV	12.76 ft	200.00 ml/min
2/15/2024 10:53 AM	05:00	7.23 pH	17.46 °C	1,014.7 µS/cm	0.20 mg/L	39.00 NTU	-94.4 mV	12.76 ft	200.00 ml/min
2/15/2024 10:58 AM	10:00	7.23 pH	17.71 °C	1,015.2 µS/cm	0.15 mg/L	23.90 NTU	-60.0 mV	12.76 ft	200.00 ml/min
2/15/2024 11:03 AM	15:00	7.23 pH	17.66 °C	1,015.9 µS/cm	0.14 mg/L	19.60 NTU	-54.1 mV	12.76 ft	200.00 ml/min
2/15/2024 11:08 AM	20:00	7.22 pH	17.77 °C	1,018.3 µS/cm	0.14 mg/L	13.30 NTU	-52.0 mV	12.76 ft	200.00 ml/min
2/15/2024 11:13 AM	25:00	7.22 pH	17.87 °C	1,018.4 µS/cm	0.15 mg/L	10.70 NTU	-51.5 mV	12.76 ft	200.00 ml/min
2/15/2024 11:18 AM	30:00	7.22 pH	17.90 °C	1,018.2 µS/cm	0.16 mg/L	8.63 NTU	-50.5 mV	12.76 ft	200.00 ml/min
2/15/2024 11:23 AM	35:00	7.22 pH	18.03 °C	1,017.2 µS/cm	0.18 mg/L	6.12 NTU	-48.7 mV	12.76 ft	200.00 ml/min
2/15/2024 11:28 AM	40:00	7.23 pH	18.08 °C	1,014.7 µS/cm	0.19 mg/L	5.98 NTU	-48.4 mV	12.76 ft	200.00 ml/min
2/15/2024 11:33 AM	45:00	7.23 pH	18.05 °C	1,015.2 µS/cm	0.20 mg/L	4.82 NTU	-48.4 mV	12.76 ft	200.00 ml/min

Samples

Sample ID:	Description:
HAM-MW-26D	Grab.

Low-Flow Test Report:

Test Date / Time: 2/16/2024 2:30:09 PM
Project: GP-Plant Hammond
Operator Name: Connor Cain

Location Name: MW-27D **Latitude: 34.252919135647126** **Longitude: -85.3387893644025** **Well Diameter: 2 in** **Casing Type: PVC** **Screen Length: 10 ft** **Top of Screen: 53.19 ft** **Total Depth: 63.19 ft** **Initial Depth to Water: 12.16 ft**	**Pump Type: Bladder** **Tubing Type: Poly** **Pump Intake From TOC: 58.19 ft** **Estimated Total Volume Pumped: 32 liter** **Flow Cell Volume: 90 ml** **Final Flow Rate: 200 ml/min** **Final Draw Down: 36.59 ft**	**Instrument Used: Aqua TROLL 400** **Serial Number: 850767**

Test Notes:
Seven bottles; Full App III and IV and Major Ions

Weather Conditions:
Cloudy, 58 degrees F

Low-Flow Readings:

Date Time	Elapsed Time	pH	Temperature	Specific Conductivity	RDO Concentration	Turbidity	ORP	Depth to Water	Flow
		+/- 0.1	+/- 0.5	+/- 5 %	+/- 0.2	+/- 5	+/- 10	+/- 0.3	
2/16/2024 2:30 PM	00:00	7.83 pH	18.37 °C	437.81 µS/cm	0.22 mg/L	2.07 NTU	-104.4 mV	16.42 ft	200.00 ml/min
2/16/2024 2:35 PM	05:00	7.84 pH	18.26 °C	428.39 µS/cm	0.21 mg/L	2.14 NTU	-102.6 mV	18.40 ft	200.00 ml/min
2/16/2024 2:40 PM	10:00	7.85 pH	18.27 °C	426.37 µS/cm	0.23 mg/L	6.27 NTU	-71.5 mV	21.45 ft	200.00 ml/min
2/16/2024 2:45 PM	15:00	7.87 pH	18.32 °C	426.41 µS/cm	0.25 mg/L	12.20 NTU	-71.6 mV	23.00 ft	200.00 ml/min
2/16/2024 2:50 PM	20:00	7.93 pH	18.32 °C	428.50 µS/cm	0.27 mg/L	17.70 NTU	-77.4 mV	25.92 ft	200.00 ml/min
2/16/2024 2:55 PM	25:00	8.09 pH	18.28 °C	431.70 µS/cm	0.29 mg/L	21.00 NTU	-86.3 mV	27.82 ft	200.00 ml/min
2/16/2024 3:00 PM	30:00	8.24 pH	18.28 °C	430.63 µS/cm	0.31 mg/L	18.00 NTU	-95.1 mV	29.60 ft	200.00 ml/min
2/16/2024 3:05 PM	35:00	8.38 pH	18.31 °C	424.68 µS/cm	0.35 mg/L	21.00 NTU	-108.9 mV	31.58 ft	200.00 ml/min
2/16/2024 3:10 PM	40:00	8.83 pH	18.30 °C	405.25 µS/cm	0.39 mg/L	19.60 NTU	-122.6 mV	34.02 ft	200.00 ml/min
2/16/2024 3:15 PM	45:00	9.76 pH	18.33 °C	345.28 µS/cm	0.48 mg/L	28.10 NTU	-79.5 mV	35.82 ft	200.00 ml/min
2/16/2024 3:20 PM	50:00	10.12 pH	18.30 °C	323.12 µS/cm	0.54 mg/L	44.10 NTU	-65.9 mV	37.76 ft	200.00 ml/min
2/16/2024 3:25 PM	55:00	10.36 pH	18.28 °C	319.93 µS/cm	0.59 mg/L	40.80 NTU	-61.9 mV	39.75 ft	200.00 ml/min
2/16/2024 3:30 PM	01:00:00	10.41 pH	18.26 °C	319.93 µS/cm	0.61 mg/L	37.10 NTU	-59.0 mV	41.60 ft	200.00 ml/min

2/16/2024 3:35 PM	01:05:00	10.33 pH	18.24 °C	309.36 µS/cm	0.59 mg/L	46.10 NTU	-55.7 mV	42.26 ft	200.00 ml/min
2/16/2024 3:40 PM	01:10:00	9.79 pH	18.18 °C	327.27 µS/cm	0.56 mg/L	39.70 NTU	-51.8 mV	42.44 ft	200.00 ml/min
2/16/2024 3:45 PM	01:15:00	9.50 pH	18.16 °C	339.12 µS/cm	0.53 mg/L	39.20 NTU	-53.5 mV	42.67 ft	200.00 ml/min
2/16/2024 3:50 PM	01:20:00	9.34 pH	18.10 °C	346.53 µS/cm	0.50 mg/L	43.50 NTU	-54.1 mV	42.81 ft	200.00 ml/min
2/16/2024 3:55 PM	01:25:00	9.22 pH	18.07 °C	353.12 µS/cm	0.46 mg/L	43.70 NTU	-55.0 mV	43.01 ft	200.00 ml/min
2/16/2024 4:00 PM	01:30:00	9.13 pH	18.06 °C	358.44 µS/cm	0.44 mg/L	40.20 NTU	-56.7 mV	43.29 ft	200.00 ml/min
2/16/2024 4:05 PM	01:35:00	9.08 pH	18.03 °C	360.51 µS/cm	0.43 mg/L	34.80 NTU	-61.2 mV	43.48 ft	200.00 ml/min
2/16/2024 4:10 PM	01:40:00	9.05 pH	17.99 °C	362.40 µS/cm	0.41 mg/L	31.40 NTU	-66.0 mV	43.66 ft	200.00 ml/min
2/16/2024 4:15 PM	01:45:00	9.02 pH	17.97 °C	368.35 µS/cm	0.40 mg/L	27.50 NTU	-72.5 mV	43.87 ft	200.00 ml/min
2/16/2024 4:20 PM	01:50:00	9.02 pH	17.95 °C	367.97 µS/cm	0.39 mg/L	27.20 NTU	-75.2 mV	44.07 ft	200.00 ml/min
2/16/2024 4:25 PM	01:55:00	9.02 pH	17.90 °C	367.41 µS/cm	0.38 mg/L	26.20 NTU	-76.5 mV	44.46 ft	200.00 ml/min
2/16/2024 4:30 PM	02:00:00	9.02 pH	17.90 °C	366.99 µS/cm	0.38 mg/L	25.90 NTU	-74.1 mV	44.28 ft	200.00 ml/min
2/16/2024 4:35 PM	02:05:00	9.02 pH	17.88 °C	367.67 µS/cm	0.38 mg/L	24.90 NTU	-75.2 mV	44.61 ft	200.00 ml/min
2/16/2024 4:40 PM	02:10:00	9.02 pH	17.82 °C	368.53 µS/cm	0.38 mg/L	22.60 NTU	-77.5 mV	44.86 ft	200.00 ml/min
2/16/2024 4:45 PM	02:15:00	9.03 pH	17.79 °C	368.18 µS/cm	0.39 mg/L	21.40 NTU	-74.5 mV	45.04 ft	200.00 ml/min
2/16/2024 4:50 PM	02:20:00	9.04 pH	17.76 °C	369.11 µS/cm	0.39 mg/L	19.90 NTU	-72.8 mV	45.24 ft	200.00 ml/min
2/16/2024 4:55 PM	02:25:00	9.06 pH	17.75 °C	368.65 µS/cm	0.39 mg/L	18.30 NTU	-69.1 mV	45.45 ft	200.00 ml/min
2/16/2024 5:00 PM	02:30:00	9.06 pH	17.72 °C	368.89 µS/cm	0.39 mg/L	16.60 NTU	-68.8 mV	45.65 ft	200.00 ml/min
2/16/2024 5:05 PM	02:35:00	9.07 pH	17.70 °C	368.92 µS/cm	0.40 mg/L	15.20 NTU	-67.1 mV	45.84 ft	200.00 ml/min
2/16/2024 5:11 PM	02:41:03	9.08 pH	17.59 °C	370.08 µS/cm	0.42 mg/L	14.70 NTU	-24.8 mV	45.84 ft	200.00 ml/min
2/16/2024 5:16 PM	02:46:03	9.10 pH	17.54 °C	369.68 µS/cm	0.41 mg/L	14.00 NTU	-94.5 mV	46.28 ft	200.00 ml/min
2/16/2024 5:21 PM	02:51:03	9.10 pH	17.53 °C	369.67 µS/cm	0.40 mg/L	11.60 NTU	-67.4 mV	46.45 ft	200.00 ml/min
2/16/2024 5:26 PM	02:56:03	9.10 pH	17.45 °C	370.39 µS/cm	0.41 mg/L	11.10 NTU	-97.5 mV	46.65 ft	200.00 ml/min
2/16/2024 5:31 PM	03:01:03	9.12 pH	17.44 °C	369.55 µS/cm	0.44 mg/L	10.40 NTU	-66.8 mV	46.85 ft	200.00 ml/min
2/16/2024 5:36 PM	03:06:03	9.12 pH	17.41 °C	370.67 µS/cm	0.43 mg/L	8.75 NTU	-64.6 mV	47.04 ft	200.00 ml/min
2/16/2024 5:41 PM	03:11:03	9.13 pH	17.37 °C	370.91 µS/cm	0.41 mg/L	8.13 NTU	-64.8 mV	47.30 ft	200.00 ml/min
2/16/2024 5:46 PM	03:16:03	9.13 pH	17.34 °C	370.56 µS/cm	0.42 mg/L	7.69 NTU	-64.1 mV	47.41 ft	200.00 ml/min
2/16/2024 5:51 PM	03:21:03	9.13 pH	17.30 °C	370.79 µS/cm	0.41 mg/L	5.62 NTU	-64.3 mV	47.61 ft	200.00 ml/min
2/16/2024 5:56 PM	03:26:03	9.13 pH	17.21 °C	371.27 µS/cm	0.41 mg/L	4.72 NTU	-96.8 mV	47.77 ft	200.00 ml/min

2/16/2024 6:01 PM	03:31:03	9.14 pH	17.19 °C	371.15 µS/cm	0.41 mg/L	4.26 NTU	-66.3 mV	47.95 ft	200.00 ml/min
2/16/2024 6:06 PM	03:36:03	9.13 pH	17.14 °C	371.47 µS/cm	0.41 mg/L	4.15 NTU	-97.2 mV	48.18 ft	200.00 ml/min
2/16/2024 6:11 PM	03:41:03	9.13 pH	17.12 °C	371.60 µS/cm	0.40 mg/L	4.03 NTU	-67.2 mV	48.39 ft	200.00 ml/min
2/16/2024 6:16 PM	03:46:03	9.13 pH	17.05 °C	372.48 µS/cm	0.40 mg/L	3.70 NTU	-98.8 mV	48.56 ft	200.00 ml/min
2/16/2024 6:21 PM	03:51:03	9.12 pH	17.03 °C	372.61 µS/cm	0.39 mg/L	3.58 NTU	-102.5 mV	48.75 ft	200.00 ml/min

Samples

Sample ID:	Description:
HAM-MW-27D	Grab.

Low-Flow Test Report:

Test Date / Time: 2/14/2024 2:58:51 PM
Project: GP-Plant Hammond
Operator Name: Jamie Newsome

Location Name: MW-28D **Latitude: 34.25399264789583** **Longitude: -85.33903243959448** **Well Diameter: 2 in** **Casing Type: PVC** **Screen Length: 10 ft** **Top of Screen: 48.21 ft** **Total Depth: 58.21 ft** **Initial Depth to Water: 8.6 ft**	**Pump Type: Bladder** **Tubing Type: Poly** **Pump Intake From TOC: 53.21 ft** **Estimated Total Volume Pumped: 3 liter** **Flow Cell Volume: 90 ml** **Final Flow Rate: 100 ml/min** **Final Draw Down: 0.05 ft**	**Instrument Used: Aqua TROLL 400** **Serial Number: 968202**

Test Notes:
Seven bottles; Full App III and IV and Major Ions

Weather Conditions:
Sunny and clear, 60 degrees F

Low-Flow Readings:

Date Time	Elapsed Time	pH	Temperature	Specific Conductivity	RDO Concentration	Turbidity	ORP	Depth to Water	Flow
		+/- 0.1	+/- 0.5	+/- 5 %	+/- 0.2	+/- 5	+/- 10	+/- 0.3	
2/14/2024 2:58 PM	00:00	7.49 pH	19.64 °C	553.03 µS/cm	0.80 mg/L	5.89 NTU	-100.6 mV	8.60 ft	100.00 ml/min
2/14/2024 3:03 PM	05:00	7.51 pH	18.71 °C	569.15 µS/cm	0.77 mg/L	9.79 NTU	-124.4 mV	8.60 ft	100.00 ml/min
2/14/2024 3:08 PM	10:00	7.50 pH	18.65 °C	573.62 µS/cm	0.51 mg/L	8.37 NTU	-118.9 mV	8.60 ft	100.00 ml/min
2/14/2024 3:13 PM	15:00	7.51 pH	18.65 °C	575.51 µS/cm	0.37 mg/L	8.67 NTU	-118.9 mV	8.60 ft	100.00 ml/min
2/14/2024 3:18 PM	20:00	7.50 pH	18.65 °C	576.48 µS/cm	0.32 mg/L	6.84 NTU	-118.5 mV	8.65 ft	100.00 ml/min
2/14/2024 3:23 PM	25:00	7.50 pH	18.74 °C	574.90 µS/cm	0.36 mg/L	5.97 NTU	-117.0 mV	8.65 ft	100.00 ml/min
2/14/2024 3:28 PM	30:00	7.50 pH	18.72 °C	576.40 µS/cm	0.37 mg/L	4.72 NTU	-115.7 mV	8.65 ft	100.00 ml/min

Samples

Sample ID:	Description:
HAM-MW-28D	Grab.

Created using VuSitu from In-Situ, Inc.

Low-Flow Test Report:

Test Date / Time: 2/14/2024 1:50:05 PM
Project: GP-Plant Hammond
Operator Name: Connor Cain

Location Name: MW-29 **Latitude: 34.253838085601345** **Longitude: -85.33798906028767** **Well Diameter: 2 in** **Casing Type: PVC** **Screen Length: 10 ft** **Top of Screen: 18.25 ft** **Total Depth: 28.25 ft** **Initial Depth to Water: 3.93 ft**	**Pump Type: Bladder** **Tubing Type: Poly** **Pump Intake From TOC: 23.25 ft** **Estimated Total Volume Pumped: 8 liter** **Flow Cell Volume: 90 ml** **Final Flow Rate: 200 ml/min** **Final Draw Down: 0.05 ft**	**Instrument Used: Aqua TROLL 400** **Serial Number: 850767**

Test Notes:
Seven bottles; Full App III and IV and Major Ions

Weather Conditions:
Sunny, 58 degrees F

Low-Flow Readings:

Date Time	Elapsed Time	pH	Temperature	Specific Conductivity	RDO Concentration	Turbidity	ORP	Depth to Water	Flow
		+/- 0.1	+/- 0.5	+/- 5 %	+/- 0.2	+/- 5	+/- 10	+/- 0.3	
2/14/2024 1:50 PM	00:00	7.06 pH	17.51 °C	855.03 µS/cm	0.33 mg/L	16.50 NTU	-58.4 mV	3.98 ft	200.00 ml/min
2/14/2024 1:55 PM	05:00	7.06 pH	17.45 °C	847.46 µS/cm	0.60 mg/L	9.27 NTU	-47.7 mV	3.98 ft	200.00 ml/min
2/14/2024 2:00 PM	10:00	7.06 pH	17.49 °C	845.49 µS/cm	0.38 mg/L	6.03 NTU	-32.3 mV	3.98 ft	200.00 ml/min
2/14/2024 2:05 PM	15:00	7.06 pH	17.47 °C	842.78 µS/cm	0.27 mg/L	4.27 NTU	-33.9 mV	3.98 ft	200.00 ml/min
2/14/2024 2:10 PM	20:00	7.07 pH	17.37 °C	845.54 µS/cm	0.23 mg/L	3.08 NTU	-36.8 mV	3.98 ft	200.00 ml/min
2/14/2024 2:15 PM	25:00	7.06 pH	17.52 °C	844.47 µS/cm	0.21 mg/L	2.46 NTU	-37.6 mV	3.98 ft	200.00 ml/min
2/14/2024 2:20 PM	30:00	7.06 pH	17.54 °C	844.77 µS/cm	0.20 mg/L	1.78 NTU	-34.8 mV	3.98 ft	200.00 ml/min

Samples

Sample ID:	Description:
HAM-MW-29	Grab.
HAM-AP1-FD-01	Grab.

August 2024

Low-Flow Test Report:

Test Date / Time: 8/5/2024 3:58:06 PM
Project: GP-Plant Hammond
Operator Name: C. Cain

Location Name: HGWA-1 **Well Diameter: 2 in** **Casing Type: PVC** **Screen Length: 10 ft** **Top of Screen: 22.49 ft** **Total Depth: 32.49 ft** **Initial Depth to Water: 20.86 ft**	**Pump Type: Bladder** **Tubing Type: Poly** **Pump Intake From TOC: 27.49 ft** **Estimated Total Volume Pumped: 3 liter** **Flow Cell Volume: 90 ml** **Final Flow Rate: 200 ml/min** **Final Draw Down: 0.68 ft**	**Instrument Used: Aqua TROLL 400** **Serial Number: 883530**

Test Notes:
5 bottles; Full app. III and IV.

Weather Conditions:
Sunny, 90 degrees F.

Low-Flow Readings:

Date Time	Elapsed Time	pH	Temperature	Specific Conductivity	RDO Concentration	Turbidity	ORP	Depth to Water	Flow
		+/- 0.1	+/- 0.5	+/- 5 %	+/- 0.2	+/- 5	+/- 10	+/- 5	
8/5/2024 3:58 PM	00:00	8.01 pH	35.03 °C	0.15 µS/cm	6.62 mg/L	5.31 NTU	467.1 mV	21.15 ft	200.00 ml/min
8/5/2024 4:01 PM	03:50	7.20 pH	22.52 °C	589.94 µS/cm	2.88 mg/L	4.65 NTU	16.9 mV	21.15 ft	200.00 ml/min
8/5/2024 4:06 PM	08:50	7.22 pH	19.15 °C	620.89 µS/cm	0.63 mg/L	3.44 NTU	115.2 mV	21.57 ft	200.00 ml/min
8/5/2024 4:11 PM	13:50	7.23 pH	19.02 °C	607.63 µS/cm	0.24 mg/L	1.90 NTU	202.7 mV	21.63 ft	200.00 ml/min
8/5/2024 4:16 PM	18:50	7.24 pH	18.88 °C	621.19 µS/cm	0.31 mg/L	1.51 NTU	310.2 mV	21.71 ft	200.00 ml/min
8/5/2024 4:21 PM	23:50	7.25 pH	18.85 °C	609.77 µS/cm	0.21 mg/L	1.34 NTU	373.6 mV	21.78 ft	200.00 ml/min
8/5/2024 4:26 PM	28:50	7.27 pH	18.95 °C	626.76 µS/cm	0.19 mg/L	1.32 NTU	434.7 mV	21.81 ft	200.00 ml/min
8/5/2024 4:31 PM	33:50	7.29 pH	18.97 °C	624.60 µS/cm	0.16 mg/L	1.02 NTU	408.8 mV	21.83 ft	200.00 ml/min

Samples

Sample ID:	Description:
HAM-HGWA-1	Grab.

Low-Flow Test Report:

Test Date / Time: 8/5/2024 3:55:27 PM
Project: GP-Plant Hammond
Operator Name: Z. Webb

Location Name: HGWA-2 **Well Diameter: 2 in** **Casing Type: PVC** **Screen Length: 10 ft** **Top of Screen: 17.95 ft** **Total Depth: 27.95 ft** **Initial Depth to Water: 14.87 ft**	**Pump Type: Bladder** **Tubing Type: Poly** **Pump Intake From TOC: 27.95 ft** **Estimated Total Volume Pumped: 5.25 liter** **Flow Cell Volume: 90 ml** **Final Flow Rate: 150 ml/min Final Draw Down: 0.04 ft**	**Instrument Used: Aqua TROLL 400** **Serial Number: 1080297**

Test Notes:
5 bottles; Full app. III and IV.

Weather Conditions:
Sunny, 90 degrees F.

Low-Flow Readings:

Date Time	Elapsed Time	pH	Temperature	Specific Conductivity	RDO Concentration	Turbidity	ORP	Depth to Water	Flow
		+/- 0.1	+/- 0.5	+/- 5 %	+/- 0.2	+/- 5	+/- 10	+/- 0.3	
8/5/2024 3:55 PM	00:00	4.92 pH	18.97 °C	298.88 µS/cm	0.17 mg/L	15.80 NTU	140.8 mV	14.67 ft	150.00 ml/min
8/5/2024 4:00 PM	05:00	4.93 pH	19.19 °C	300.77 µS/cm	0.12 mg/L	7.58 NTU	146.4 mV	14.72 ft	150.00 ml/min
8/5/2024 4:05 PM	10:00	4.92 pH	19.75 °C	301.53 µS/cm	0.12 mg/L	5.87 NTU	107.6 mV	14.71 ft	150.00 ml/min
8/5/2024 4:10 PM	15:00	4.92 pH	20.06 °C	299.78 µS/cm	0.12 mg/L	2.69 NTU	98.3 mV	14.71 ft	150.00 ml/min
8/5/2024 4:15 PM	20:00	4.91 pH	20.85 °C	300.42 µS/cm	0.12 mg/L	2.03 NTU	95.5 mV	14.71 ft	150.00 ml/min
8/5/2024 4:20 PM	25:00	4.91 pH	20.96 °C	299.53 µS/cm	0.12 mg/L	1.89 NTU	92.2 mV	14.71 ft	150.00 ml/min
8/5/2024 4:25 PM	30:00	4.91 pH	21.05 °C	298.80 µS/cm	0.12 mg/L	1.87 NTU	89.7 mV	14.71 ft	150.00 ml/min

Samples

Sample ID:	Description:
HAM-HGWA-2	Grab.

Low-Flow Test Report:

Test Date / Time: 8/5/2024 3:49:27 PM
Project: GP-Plant Hammond
Operator Name: T. Kessler

Location Name: HGWA-3 **Well Diameter: 2 in** **Casing Type: PVC** **Screen Length: 10 ft** **Top of Screen: 34.51 ft** **Total Depth: 44.51 ft** **Initial Depth to Water: 14.3 ft**	**Pump Type: Bladder** **Tubing Type: Poly** **Pump Intake From TOC: 39.51 ft** **Estimated Total Volume Pumped: 9 liter** **Flow Cell Volume: 90 ml** **Final Flow Rate: 200 ml/min** **Final Draw Down: 0.05 ft**	**Instrument Used: Aqua TROLL 400** **Serial Number: 884189**

Test Notes:
5 bottles; Full app. III and IV.

Weather Conditions:
Sunny, 90 degrees F.

Low-Flow Readings:

Date Time	Elapsed Time	pH	Temperature	Specific Conductivity	RDO Concentration	Turbidity	ORP	Depth to Water	Flow
		+/- 0.1	+/- 0.5	+/- 5 %	+/- 0.2	+/- 5	+/- 10	+/- 0.3	
8/5/2024 3:49 PM	00:00	7.29 pH	20.92 °C	467.17 µS/cm	0.24 mg/L	61.20 NTU	-48.8 mV	14.35 ft	200.00 ml/min
8/5/2024 3:52 PM	03:21	7.27 pH	20.71 °C	468.77 µS/cm	0.19 mg/L	60.50 NTU	-69.8 mV	14.35 ft	200.00 ml/min
8/5/2024 3:57 PM	08:21	7.24 pH	20.52 °C	466.20 µS/cm	0.13 mg/L	59.10 NTU	-51.1 mV	14.35 ft	200.00 ml/min
8/5/2024 4:02 PM	13:21	7.24 pH	20.50 °C	466.63 µS/cm	0.10 mg/L	41.90 NTU	-72.4 mV	14.35 ft	200.00 ml/min
8/5/2024 4:07 PM	18:21	7.25 pH	20.42 °C	465.40 µS/cm	0.10 mg/L	14.90 NTU	-55.5 mV	14.35 ft	200.00 ml/min
8/5/2024 4:12 PM	23:21	7.25 pH	20.41 °C	464.44 µS/cm	0.09 mg/L	8.92 NTU	-57.9 mV	14.35 ft	200.00 ml/min
8/5/2024 4:17 PM	28:21	7.26 pH	20.32 °C	463.35 µS/cm	0.09 mg/L	9.16 NTU	-58.7 mV	14.35 ft	200.00 ml/min
8/5/2024 4:22 PM	33:21	7.27 pH	20.39 °C	462.13 µS/cm	0.09 mg/L	6.24 NTU	-60.1 mV	14.35 ft	200.00 ml/min
8/5/2024 4:27 PM	38:21	7.27 pH	20.35 °C	461.63 µS/cm	0.09 mg/L	4.71 NTU	-60.9 mV	14.35 ft	200.00 ml/min

Samples

Sample ID:	Description:

HAM-HGWA-3	Grab.

Low-Flow Test Report:

Test Date / Time: 8/6/2024 8:47:20 AM
Project: GP-Plant Hammond
Operator Name: Z. Webb

Location Name: HGWA-43D **Well Diameter: 2 in** **Casing Type: PVC** **Screen Length: 10 ft** **Top of Screen: 51.25 ft** **Total Depth: 61.25 ft** **Initial Depth to Water: 20.9 ft**	**Pump Type: Bladder** **Tubing Type: Poly** **Pump Intake From TOC: 56.25 ft** **Estimated Total Volume Pumped: 12 liter** **Flow Cell Volume: 90 ml** **Final Flow Rate: 150 ml/min** **Final Draw Down: 1.42 ft**	**Instrument Used: Aqua TROLL 400** **Serial Number: 1080297**

Test Notes:
5 bottles; Full app. III and IV.

Weather Conditions:
Sunny, 75 degrees F.

Low-Flow Readings:

Date Time	Elapsed Time	pH	Temperature	Specific Conductivity	RDO Concentration	Turbidity	ORP	Depth to Water	Flow
		+/- 0.1	+/- 0.5	+/- 5 %	+/- 0.2	+/- 5	+/- 10	+/- 0.3	
8/6/2024 8:47 AM	00:00	7.44 pH	19.26 °C	466.18 µS/cm	1.61 mg/L	2.55 NTU	-64.8 mV	20.90 ft	150.00 ml/min
8/6/2024 8:52 AM	05:00	7.43 pH	19.17 °C	464.02 µS/cm	1.22 mg/L	1.71 NTU	-56.3 mV	22.07 ft	150.00 ml/min
8/6/2024 8:57 AM	10:00	7.45 pH	19.23 °C	448.23 µS/cm	1.56 mg/L	1.91 NTU	-89.1 mV	22.13 ft	150.00 ml/min
8/6/2024 9:02 AM	15:00	7.46 pH	19.22 °C	464.78 µS/cm	1.00 mg/L	1.38 NTU	-61.4 mV	22.20 ft	150.00 ml/min
8/6/2024 9:07 AM	20:00	7.48 pH	19.19 °C	465.66 µS/cm	1.26 mg/L	1.11 NTU	-63.5 mV	22.29 ft	150.00 ml/min
8/6/2024 9:12 AM	25:00	7.49 pH	19.36 °C	452.13 µS/cm	0.94 mg/L	1.75 NTU	-63.9 mV	22.32 ft	150.00 ml/min
8/6/2024 9:17 AM	30:00	7.49 pH	19.49 °C	431.03 µS/cm	1.36 mg/L	1.79 NTU	-65.4 mV	22.32 ft	150.00 ml/min
8/6/2024 9:22 AM	35:00	7.50 pH	19.40 °C	456.51 µS/cm	0.78 mg/L	1.29 NTU	-63.7 mV	22.32 ft	150.00 ml/min
8/6/2024 9:27 AM	40:00	7.50 pH	19.43 °C	453.74 µS/cm	0.92 mg/L	0.86 NTU	-63.0 mV	22.32 ft	150.00 ml/min
8/6/2024 9:32 AM	45:00	7.50 pH	19.63 °C	413.85 µS/cm	1.08 mg/L	0.72 NTU	-62.9 mV	22.32 ft	150.00 ml/min
8/6/2024 9:37 AM	50:00	7.49 pH	19.69 °C	448.82 µS/cm	2.67 mg/L	0.68 NTU	-61.0 mV	22.32 ft	150.00 ml/min
8/6/2024 9:42 AM	55:00	7.49 pH	19.01 °C	441.63 µS/cm	4.92 mg/L	1.05 NTU	-59.9 mV	22.32 ft	150.00 ml/min
8/6/2024 9:47 AM	01:00:00	7.49 pH	18.88 °C	435.31 µS/cm	1.83 mg/L	1.21 NTU	-58.1 mV	22.32 ft	150.00 ml/min

8/6/2024 9:52 AM	01:05:00	7.46 pH	18.93 °C	450.19 µS/cm	0.36 mg/L	0.88 NTU	-57.4 mV	22.32 ft	150.00 ml/min
8/6/2024 9:57 AM	01:10:00	7.46 pH	19.00 °C	447.01 µS/cm	0.34 mg/L	0.69 NTU	-88.7 mV	22.32 ft	150.00 ml/min
8/6/2024 10:02 AM	01:15:00	7.46 pH	18.99 °C	445.19 µS/cm	0.36 mg/L	0.72 NTU	-88.1 mV	22.32 ft	150.00 ml/min

Samples

Sample ID:	Description:
HAM-HGWA-43D	Grab.
HAM-UGRD-FD-01	Grab.

Low-Flow Test Report:

Test Date / Time: 8/6/2024 8:53:38 AM
Project: GP-Plant Hammond
Operator Name: T. Kessler

Location Name: HGWA-44D **Well Diameter: 2 in** **Casing Type: PVC** **Screen Length: 10 ft** **Top of Screen: 103.5 ft** **Total Depth: 113.5 ft** **Initial Depth to Water: 20.75 ft**	**Pump Type: Bladder** **Tubing Type: Poly** **Pump Intake From TOC: 108.5 ft** **Estimated Total Volume Pumped: 7.5 liter** **Flow Cell Volume: 90 ml** **Final Flow Rate: 100 ml/min** **Final Draw Down: 5.25 ft**	**Instrument Used: Aqua TROLL 400** **Serial Number: 884189**

Test Notes:
5 bottles; Full app. III and IV.

Weather Conditions:
Sunny, 85 degrees F.

Low-Flow Readings:

Date Time	Elapsed Time	pH	Temperature	Specific Conductivity	RDO Concentration	Turbidity	ORP	Depth to Water	Flow
		+/- 0.1	+/- 0.5	+/- 5 %	+/- 0.2	+/- 5	+/- 10	+/- 0.3	
8/6/2024 8:53 AM	00:00	7.94 pH	20.44 °C	550.82 µS/cm	1.67 mg/L	63.60 NTU	40.8 mV	20.85 ft	200.00 ml/min
8/6/2024 8:58 AM	05:00	8.02 pH	19.26 °C	558.24 µS/cm	0.41 mg/L	71.70 NTU	-40.5 mV	21.68 ft	200.00 ml/min
8/6/2024 9:03 AM	10:00	8.07 pH	19.03 °C	548.90 µS/cm	0.27 mg/L	26.80 NTU	-59.8 mV	22.88 ft	200.00 ml/min
8/6/2024 9:08 AM	15:00	8.09 pH	18.97 °C	540.26 µS/cm	0.21 mg/L	25.30 NTU	-96.5 mV	23.51 ft	200.00 ml/min
8/6/2024 9:13 AM	20:00	8.11 pH	19.15 °C	538.33 µS/cm	0.18 mg/L	11.50 NTU	-74.8 mV	23.60 ft	200.00 ml/min
8/6/2024 9:18 AM	25:00	8.12 pH	19.10 °C	535.48 µS/cm	0.14 mg/L	8.86 NTU	-122.3 mV	24.10 ft	200.00 ml/min
8/6/2024 9:23 AM	30:00	8.13 pH	19.13 °C	533.17 µS/cm	0.12 mg/L	6.32 NTU	-98.9 mV	24.40 ft	200.00 ml/min
8/6/2024 9:28 AM	35:00	8.28 pH	19.14 °C	536.64 µS/cm	0.12 mg/L	5.13 NTU	-144.1 mV	24.90 ft	200.00 ml/min
8/6/2024 9:33 AM	40:00	8.30 pH	19.24 °C	533.19 µS/cm	0.09 mg/L	4.09 NTU	-151.4 mV	25.20 ft	200.00 ml/min
8/6/2024 9:38 AM	45:00	8.31 pH	19.29 °C	540.94 µS/cm	0.08 mg/L	3.99 NTU	-157.9 mV	25.50 ft	200.00 ml/min
8/6/2024 9:43 AM	50:00	8.33 pH	19.24 °C	539.19 µS/cm	0.07 mg/L	4.27 NTU	-125.6 mV	25.80 ft	200.00 ml/min
8/6/2024 9:48 AM	55:00	8.34 pH	19.24 °C	535.59 µS/cm	0.06 mg/L	3.83 NTU	-166.2 mV	25.80 ft	200.00 ml/min
8/6/2024 9:53 AM	01:00:00	8.35 pH	19.30 °C	534.74 µS/cm	0.05 mg/L	4.01 NTU	-167.7 mV	25.95 ft	200.00 ml/min

8/6/2024 9:58 AM	01:05:00	8.36 pH	19.29 °C	533.45 µS/cm	0.05 mg/L	1.47 NTU	-173.4 mV	26.00 ft	200.00 ml/min

Samples

Sample ID:	Description:
HAM-HGWA-44D	Grab.

Created using VuSitu from In-Situ, Inc.

Low-Flow Test Report:

Test Date / Time: 8/7/2024 3:45:45 PM
Project: GP-Plant Hammond
Operator Name: J. Tracy

Location Name: HGWC-7 **Well Diameter: 2 in** **Casing Type: PVC** **Screen Length: 10 ft** **Top of Screen: 17.96 ft** **Total Depth: 27.96 ft** **Initial Depth to Water: 14.44 ft**	**Pump Type: Peri** **Tubing Type: Poly** **Pump Intake From TOC: 22.96 ft** **Estimated Total Volume Pumped: 7 liters** **Flow Cell Volume: 90 ml** **Final Flow Rate: 200 ml/min** **Final Draw Down: 0.07 ft**	**Instrument Used: Aqua TROLL 400** **Serial Number: 883530**

Test Notes:
5 bottles; Full app. III and IV.

Weather Conditions:
Sunny, 90 degrees F.

Low-Flow Readings:

Date Time	Elapsed Time	pH	Temperature	Specific Conductivity	RDO Concentration	Turbidity	ORP	Depth to Water	Flow
		+/- 0.1	+/- 0.5	+/- 5 %	+/- 0.2	+/- 5	+/- 10	+/- 0.3	
8/7/2024 3:45 PM	00:00	7.52 pH	24.08 °C	474.53 µS/cm	0.72 mg/L	2.26 NTU	257.2 mV	14.51 ft	200.00 ml/min
8/7/2024 3:50 PM	05:00	7.56 pH	23.16 °C	554.77 µS/cm	0.70 mg/L	0.65 NTU	532.9 mV	14.51 ft	200.00 ml/min
8/7/2024 3:55 PM	10:00	7.55 pH	22.81 °C	569.03 µS/cm	0.78 mg/L	0.62 NTU	647.5 mV	14.51 ft	200.00 ml/min
8/7/2024 4:00 PM	15:00	7.58 pH	22.45 °C	565.25 µS/cm	0.83 mg/L	0.26 NTU	589.8 mV	14.51 ft	200.00 ml/min
8/7/2024 4:05 PM	20:00	7.57 pH	22.58 °C	562.51 µS/cm	0.85 mg/L	0.00 NTU	580.6 mV	14.51 ft	200.00 ml/min
8/7/2024 4:10 PM	25:00	7.56 pH	22.54 °C	562.46 µS/cm	0.92 mg/L	0.00 NTU	492.8 mV	14.51 ft	200.00 ml/min
8/7/2024 4:15 PM	30:00	7.58 pH	22.61 °C	564.42 µS/cm	0.90 mg/L	0.25 NTU	426.3 mV	14.51 ft	200.00 ml/min

Samples

Sample ID:	Description:
HAM-HGWC-7	Grab.

Created using VuSitu from In-Situ, Inc.

Low-Flow Test Report:

Test Date / Time: 8/7/2024 1:35:11 PM
Project: GP-Plant Hammond
Operator Name: J. Tracy

Location Name: HGWC-8 **Well Diameter: 2 in** **Casing Type: PVC** **Screen Length: 10 ft** **Top of Screen: 15.51 ft** **Total Depth: 25.51 ft** **Initial Depth to Water: 15.72 ft**	**Pump Type: Peri** **Tubing Type: Poly** **Pump Intake From TOC: 20.51 ft** **Estimated Total Volume Pumped: 8 liter** **Flow Cell Volume: 90 ml** **Final Flow Rate: 200 ml/min** **Final Draw Down: 0.24 ft**	**Instrument Used: Aqua TROLL 400** **Serial Number: 883530**

Test Notes:
5 bottles; Full app. III and IV.

Weather Conditions:
Sunny, 90 degrees F.

Low-Flow Readings:

Date Time	Elapsed Time	pH	Temperature	Specific Conductivity	RDO Concentration	Turbidity	ORP	Depth to Water	Flow
		+/- 0.1	+/- 0.5	+/- 5 %	+/- 0.2	+/- 5	+/- 10	+/- 0.3	
8/7/2024 1:35 PM	00:00	5.72 pH	22.73 °C	530.14 µS/cm	1.51 mg/L	2.03 NTU	300.8 mV	15.96 ft	200.00 ml/min
8/7/2024 1:40 PM	05:00	6.42 pH	22.15 °C	570.73 µS/cm	0.71 mg/L	2.55 NTU	592.0 mV	15.96 ft	200.00 ml/min
8/7/2024 1:45 PM	10:00	6.49 pH	22.28 °C	553.58 µS/cm	0.95 mg/L	2.12 NTU	620.2 mV	15.96 ft	200.00 ml/min
8/7/2024 1:50 PM	15:00	6.54 pH	22.18 °C	563.54 µS/cm	0.99 mg/L	3.23 NTU	719.3 mV	15.96 ft	200.00 ml/min
8/7/2024 1:55 PM	20:00	6.60 pH	22.04 °C	562.43 µS/cm	1.52 mg/L	2.78 NTU	657.6 mV	15.96 ft	200.00 ml/min
8/7/2024 2:00 PM	25:00	6.67 pH	22.03 °C	580.62 µS/cm	0.78 mg/L	2.60 NTU	670.8 mV	15.96 ft	200.00 ml/min
8/7/2024 2:05 PM	30:00	6.68 pH	22.34 °C	583.60 µS/cm	0.77 mg/L	2.34 NTU	609.7 mV	15.96 ft	200.00 ml/min
8/7/2024 2:10 PM	35:00	6.71 pH	22.22 °C	585.82 µS/cm	0.81 mg/L	2.78 NTU	736.0 mV	15.96 ft	200.00 ml/min

Samples

Sample ID:	Description:
HAM-HGWC-8	Grab.

Low-Flow Test Report:

Test Date / Time: 8/7/2024 11:00:26 AM
Project: GP-Plant Hammond
Operator Name: J. Tracy

Location Name: HGWC-9 **Well Diameter: 2 in** **Casing Type: PVC** **Screen Length: 10 ft** **Top of Screen: 36.97 ft** **Total Depth: 46.97 ft** **Initial Depth to Water: 16.56 ft**	**Pump Type: Peri** **Tubing Type: Poly** **Pump Intake From TOC: 41.96 ft** **Estimated Total Volume Pumped: 10 liter** **Flow Cell Volume: 90 ml** **Final Flow Rate: 200 ml/min** **Final Draw Down: 0.02 ft**	**Instrument Used: Aqua TROLL 400** **Serial Number: 883530**

Test Notes:
5 bottles; Full app. III and IV.

Weather Conditions:
Sunny, 90 degrees F.

Low-Flow Readings:

Date Time	Elapsed Time	pH	Temperature	Specific Conductivity	RDO Concentration	Turbidity	ORP	Depth to Water	Flow
		+/- 0.1	+/- 0.5	+/- 5 %	+/- 0.2	+/- 5	+/- 10	+/- 0.3	
8/7/2024 11:00 AM	00:00	6.83 pH	21.65 °C	804.25 µS/cm	0.86 mg/L	0.79 NTU	295.9 mV	16.56 ft	200.00 ml/min
8/7/2024 11:05 AM	05:00	6.80 pH	21.50 °C	855.87 µS/cm	0.76 mg/L	1.10 NTU	679.2 mV	16.56 ft	200.00 ml/min
8/7/2024 11:10 AM	10:00	6.79 pH	21.41 °C	863.70 µS/cm	0.73 mg/L	0.00 NTU	753.7 mV	16.56 ft	200.00 ml/min
8/7/2024 11:15 AM	15:00	6.81 pH	21.31 °C	859.15 µS/cm	0.75 mg/L	0.20 NTU	853.8 mV	16.56 ft	200.00 ml/min
8/7/2024 11:20 AM	20:00	6.81 pH	21.47 °C	859.08 µS/cm	0.57 mg/L	0.11 NTU	828.5 mV	16.56 ft	200.00 ml/min
8/7/2024 11:25 AM	25:00	6.85 pH	21.38 °C	834.78 µS/cm	0.41 mg/L	0.00 NTU	833.5 mV	16.58 ft	200.00 ml/min
8/7/2024 11:30 AM	30:00	6.88 pH	21.51 °C	887.26 µS/cm	0.37 mg/L	0.00 NTU	915.9 mV	16.58 ft	200.00 ml/min
8/7/2024 11:35 AM	35:00	6.96 pH	21.48 °C	900.02 µS/cm	0.61 mg/L	0.00 NTU	708.3 mV	16.59 ft	200.00 ml/min
8/7/2024 11:40 AM	40:00	7.00 pH	21.39 °C	912.34 µS/cm	0.57 mg/L	0.00 NTU	695.0 mV	16.59 ft	200.00 ml/min
8/7/2024 11:45 AM	45:00	7.03 pH	21.54 °C	923.06 µS/cm	0.45 mg/L	0.00 NTU	719.3 mV	16.59 ft	200.00 ml/min

Samples

Sample ID:	Description:
HAM-HGWC-9	Grab.

Low-Flow Test Report:

Test Date / Time: 8/7/2024 9:00:05 AM
Project: GP-Plant Hammond
Operator Name: J. Tracy

Location Name: HGWC-10 **Well Diameter: 2 in** **Casing Type: PVC** **Screen Length: 10 ft** **Top of Screen: 12.94 ft** **Total Depth: 22.94 ft** **Initial Depth to Water: 15.52 ft**	**Pump Type: Peri** **Tubing Type: Poly** **Pump Intake From TOC: 17.94 ft** **Estimated Total Volume Pumped: 7 liter** **Flow Cell Volume: 90 ml** **Final Flow Rate: 200 ml/min** **Final Draw Down: 0.07 ft**	**Instrument Used: Aqua TROLL 400** **Serial Number: 883530**

Test Notes:
5 bottles; Full app. III and IV.

Weather Conditions:
Sunny, 90 degrees F.

Low-Flow Readings:

Date Time	Elapsed Time	pH	Temperature	Specific Conductivity	RDO Concentration	Turbidity	ORP	Depth to Water	Flow
		+/- 0.1	+/- 0.5	+/- 5 %	+/- 0.2	+/- 5	+/- 10	+/- 0.3	
8/7/2024 9:00 AM	00:00	6.68 pH	21.17 °C	548.17 µS/cm	1.12 mg/L	0.34 NTU	260.6 mV	15.59 ft	200.00 ml/min
8/7/2024 9:05 AM	05:00	6.83 pH	21.20 °C	601.43 µS/cm	1.06 mg/L	0.54 NTU	772.5 mV	15.59 ft	200.00 ml/min
8/7/2024 9:09 AM	09:53	6.86 pH	21.08 °C	635.81 µS/cm	1.06 mg/L	0.40 NTU	539.6 mV	15.59 ft	200.00 ml/min
8/7/2024 9:14 AM	14:53	6.89 pH	21.12 °C	621.22 µS/cm	1.06 mg/L	0.59 NTU	725.7 mV	15.59 ft	200.00 ml/min
8/7/2024 9:19 AM	19:53	6.91 pH	21.06 °C	654.36 µS/cm	1.10 mg/L	0.54 NTU	637.0 mV	15.59 ft	200.00 ml/min
8/7/2024 9:24 AM	24:53	6.91 pH	21.16 °C	671.96 µS/cm	1.10 mg/L	0.50 NTU	913.4 mV	15.59 ft	200.00 ml/min
8/7/2024 9:29 AM	29:53	6.92 pH	21.15 °C	683.46 µS/cm	1.11 mg/L	0.44 NTU	922.6 mV	15.59 ft	200.00 ml/min

Samples

Sample ID:	Description:
HAM-HGWC-10	Grab.
HAM-AP1-FD-01	Grab.

Low-Flow Test Report:

Test Date / Time: 8/7/2024 10:23:10 AM
Project: GP-Plant Hammond
Operator Name: T. Kessler

Location Name: HGWC-11 **Well Diameter: 2 in** **Casing Type: PVC** **Screen Length: 10 ft** **Top of Screen: 15.78 ft** **Total Depth: 25.78 ft** **Initial Depth to Water: 16.65 ft**	**Pump Type: Peri** **Tubing Type: Poly** **Pump Intake From TOC: 25.78 ft** **Estimated Total Volume Pumped: 9 liter** **Flow Cell Volume: 90 ml** **Final Flow Rate: 200 ml/min** **Final Draw Down: 0.08 ft**	**Instrument Used: Aqua TROLL 400** **Serial Number: 884189**

Test Notes:
5 bottles; Full app. III and IV.

Weather Conditions:
Sunny, 85 degrees F.

Low-Flow Readings:

Date Time	Elapsed Time	pH	Temperature	Specific Conductivity	RDO Concentration	Turbidity	ORP	Depth to Water	Flow
		+/- 0.1	+/- 0.5	+/- 5 %	+/- 0.2	+/- 5	+/- 10	+/- 0.3	
8/7/2024 10:23 AM	00:00	5.58 pH	22.84 °C	550.43 µS/cm	4.66 mg/L	1.44 NTU	146.1 mV	16.73 ft	200.00 ml/min
8/7/2024 10:28 AM	05:00	5.56 pH	22.76 °C	536.66 µS/cm	4.68 mg/L	0.91 NTU	120.9 mV	16.73 ft	200.00 ml/min
8/7/2024 10:33 AM	10:00	5.58 pH	22.83 °C	540.21 µS/cm	4.42 mg/L	0.63 NTU	148.8 mV	16.73 ft	200.00 ml/min
8/7/2024 10:38 AM	15:00	5.61 pH	22.99 °C	548.91 µS/cm	4.31 mg/L	0.52 NTU	112.3 mV	16.73 ft	200.00 ml/min
8/7/2024 10:43 AM	20:00	5.67 pH	23.16 °C	552.83 µS/cm	4.09 mg/L	0.41 NTU	109.3 mV	16.73 ft	200.00 ml/min
8/7/2024 10:48 AM	25:00	5.71 pH	23.20 °C	553.02 µS/cm	3.82 mg/L	0.63 NTU	105.8 mV	16.73 ft	200.00 ml/min
8/7/2024 10:53 AM	30:00	5.76 pH	23.02 °C	559.66 µS/cm	3.37 mg/L	0.82 NTU	103.1 mV	16.73 ft	200.00 ml/min
8/7/2024 10:58 AM	35:00	5.77 pH	23.16 °C	564.17 µS/cm	3.21 mg/L	0.23 NTU	102.1 mV	16.73 ft	200.00 ml/min
8/7/2024 11:03 AM	40:00	5.79 pH	23.08 °C	564.98 µS/cm	3.20 mg/L	0.34 NTU	100.9 mV	16.73 ft	200.00 ml/min

Samples

Sample ID:	Description:
HAM-HGWC-11	Grab.

Low-Flow Test Report:

Test Date / Time: 8/7/2024 12:54:57 PM
Project: GP-Plant Hammond
Operator Name: T. Kessler

Location Name: HGWC-12 **Well Diameter: 2 in** **Casing Type: PVC** **Screen Length: 10 ft** **Top of Screen: 25.42 ft** **Total Depth: 35.42 ft** **Initial Depth to Water: 16.65 ft**	**Pump Type: Peri** **Tubing Type: Poly** **Pump Intake From TOC: 30.42 ft** **Estimated Total Volume Pumped: 7 liter** **Flow Cell Volume: 90 ml** **Final Flow Rate: 200 ml/min** **Final Draw Down: 0.05 ft**	**Instrument Used: Aqua TROLL 400** **Serial Number: 884189**

Test Notes:
5 bottles; Full app. III and IV.

Weather Conditions:
Sunny, 90 degrees f.

Low-Flow Readings:

Date Time	Elapsed Time	pH	Temperature	Specific Conductivity	RDO Concentration	Turbidity	ORP	Depth to Water	Flow
		+/- 0.1	+/- 0.5	+/- 5 %	+/- 0.2	+/- 5	+/- 10	+/- 0.3	
8/7/2024 12:54 PM	00:00	7.22 pH	22.88 °C	854.10 µS/cm	0.97 mg/L	2.16 NTU	27.3 mV	16.70 ft	200.00 ml/min
8/7/2024 12:59 PM	05:00	7.15 pH	22.05 °C	843.24 µS/cm	0.48 mg/L	1.91 NTU	32.1 mV	16.70 ft	200.00 ml/min
8/7/2024 1:04 PM	10:00	7.12 pH	22.22 °C	844.25 µS/cm	0.20 mg/L	2.00 NTU	31.9 mV	16.70 ft	200.00 ml/min
8/7/2024 1:09 PM	15:00	7.10 pH	22.00 °C	843.41 µS/cm	0.13 mg/L	1.28 NTU	32.6 mV	16.70 ft	200.00 ml/min
8/7/2024 1:14 PM	20:00	7.10 pH	22.00 °C	850.23 µS/cm	0.10 mg/L	2.15 NTU	33.6 mV	16.70 ft	200.00 ml/min
8/7/2024 1:19 PM	25:00	7.09 pH	21.96 °C	844.47 µS/cm	0.09 mg/L	1.93 NTU	33.8 mV	16.70 ft	200.00 ml/min
8/7/2024 1:24 PM	30:00	7.09 pH	22.05 °C	851.73 µS/cm	0.09 mg/L	0.73 NTU	34.3 mV	16.70 ft	200.00 ml/min

Samples

Sample ID:	Description:
HAM-HGWC-12	Grab.

Low-Flow Test Report:

Test Date / Time: 8/8/2024 9:08:18 AM
Project: GP-Plant Hammond
Operator Name: Z. Webb

Location Name: HGWC-13 **Well Diameter: 2 in** **Casing Type: PVC** **Screen Length: 10 ft** **Top of Screen: 35.15 ft** **Total Depth: 45.15 ft** **Initial Depth to Water: 29.61 ft**	**Pump Type: Bladder** **Tubing Type: Poly** **Pump Intake From TOC: 40.15 ft** **Estimated Total Volume Pumped: 24 liter** **Flow Cell Volume: 90 ml** **Final Flow Rate: 200 ml/min Final Draw Down: 0.03 ft**	**Instrument Used: Aqua TROLL 400** **Serial Number: 1080297**

Test Notes:
5 bottles; Full app. III and IV.

Weather Conditions:
Clear, 75 degrees F.

Low-Flow Readings:

Date Time	Elapsed Time	pH	Temperature	Specific Conductivity	RDO Concentration	Turbidity	ORP	Depth to Water	Flow
		+/- 0.1	+/- 0.5	+/- 5 %	+/- 0.2	+/- 5	+/- 10	+/- 0.3	
8/8/2024 9:08 AM	00:00	6.90 pH	20.82 °C	751.24 µS/cm	0.50 mg/L	46.70 NTU	-59.4 mV	29.61 ft	200.00 ml/min
8/8/2024 9:13 AM	05:00	6.93 pH	20.48 °C	751.57 µS/cm	0.28 mg/L	33.40 NTU	-77.8 mV	29.64 ft	200.00 ml/min
8/8/2024 9:18 AM	10:00	6.94 pH	20.38 °C	750.22 µS/cm	0.23 mg/L	26.30 NTU	-80.4 mV	29.64 ft	200.00 ml/min
8/8/2024 9:23 AM	15:00	6.94 pH	20.37 °C	746.36 µS/cm	0.16 mg/L	22.10 NTU	-68.0 mV	29.64 ft	200.00 ml/min
8/8/2024 9:28 AM	20:00	6.95 pH	20.44 °C	744.56 µS/cm	0.17 mg/L	20.70 NTU	-68.9 mV	29.64 ft	200.00 ml/min
8/8/2024 9:33 AM	25:00	6.96 pH	20.43 °C	743.90 µS/cm	0.14 mg/L	17.50 NTU	-69.1 mV	29.64 ft	200.00 ml/min
8/8/2024 9:38 AM	30:00	6.95 pH	20.32 °C	744.18 µS/cm	0.14 mg/L	15.40 NTU	-68.7 mV	29.64 ft	200.00 ml/min
8/8/2024 9:43 AM	35:00	6.95 pH	20.34 °C	744.68 µS/cm	0.16 mg/L	13.60 NTU	-69.4 mV	29.64 ft	200.00 ml/min
8/8/2024 9:48 AM	40:00	6.96 pH	20.38 °C	743.19 µS/cm	0.15 mg/L	12.50 NTU	-69.7 mV	29.64 ft	200.00 ml/min
8/8/2024 9:53 AM	45:00	6.95 pH	20.46 °C	744.30 µS/cm	0.13 mg/L	12.34 NTU	-69.8 mV	29.64 ft	200.00 ml/min
8/8/2024 9:58 AM	50:00	6.96 pH	20.42 °C	742.96 µS/cm	0.12 mg/L	13.45 NTU	-69.9 mV	29.64 ft	200.00 ml/min
8/8/2024 10:03 AM	55:00	6.95 pH	20.50 °C	742.27 µS/cm	0.11 mg/L	11.75 NTU	-69.1 mV	29.64 ft	200.00 ml/min
8/8/2024 10:08 AM	01:00:00	6.96 pH	20.51 °C	742.70 µS/cm	0.15 mg/L	10.03 NTU	-70.2 mV	29.64 ft	200.00 ml/min

8/8/2024 10:13 AM	01:05:00	6.96 pH	20.50 °C	741.67 µS/cm	0.12 mg/L	9.75 NTU	-70.1 mV	29.64 ft	200.00 ml/min
8/8/2024 10:18 AM	01:10:00	6.96 pH	20.47 °C	740.88 µS/cm	0.13 mg/L	9.70 NTU	-70.0 mV	29.64 ft	200.00 ml/min
8/8/2024 10:23 AM	01:15:00	6.95 pH	20.59 °C	740.97 µS/cm	0.13 mg/L	9.30 NTU	-70.2 mV	29.64 ft	200.00 ml/min
8/8/2024 10:28 AM	01:20:00	6.96 pH	20.55 °C	741.49 µS/cm	0.15 mg/L	8.23 NTU	-70.6 mV	29.64 ft	200.00 ml/min
8/8/2024 10:33 AM	01:25:00	6.97 pH	20.56 °C	739.90 µS/cm	0.11 mg/L	6.50 NTU	-70.8 mV	29.64 ft	200.00 ml/min
8/8/2024 10:38 AM	01:30:00	6.96 pH	20.59 °C	739.60 µS/cm	0.15 mg/L	6.74 NTU	-70.6 mV	29.64 ft	200.00 ml/min
8/8/2024 10:43 AM	01:35:00	6.95 pH	20.65 °C	740.59 µS/cm	0.15 mg/L	6.35 NTU	-70.5 mV	29.64 ft	200.00 ml/min
8/8/2024 10:48 AM	01:40:00	6.96 pH	20.65 °C	740.43 µS/cm	0.17 mg/L	6.20 NTU	-70.5 mV	29.64 ft	200.00 ml/min
8/8/2024 10:53 AM	01:45:00	6.96 pH	20.65 °C	739.65 µS/cm	0.13 mg/L	5.43 NTU	-70.6 mV	29.64 ft	200.00 ml/min
8/8/2024 10:58 AM	01:50:00	6.96 pH	20.62 °C	738.37 µS/cm	0.11 mg/L	5.25 NTU	-70.8 mV	29.64 ft	200.00 ml/min
8/8/2024 11:03 AM	01:55:00	6.95 pH	20.65 °C	738.94 µS/cm	0.11 mg/L	4.53 NTU	-70.9 mV	29.64 ft	200.00 ml/min

Samples

Sample ID:	Description:
HAM-HGWC-13	Grab.

Low-Flow Test Report:

Test Date / Time: 8/7/2024 8:54:31 AM
Project: GP-Plant Hammond
Operator Name: T. Kessler

Location Name: MW-5 **Well Diameter: 2 in** **Casing Type: PVC** **Screen Length: 10 ft** **Top of Screen: 20.84 ft** **Total Depth: 30.84 ft** **Initial Depth to Water: 17.45 ft**	**Pump Type: Bladder** **Tubing Type: Poly** **Pump Intake From TOC: 25.84 ft** **Estimated Total Volume Pumped: 7 liter** **Flow Cell Volume: 90 ml** **Final Flow Rate: 200 ml/min** **Final Draw Down: 0.25 ft**	**Instrument Used: Aqua TROLL 400** **Serial Number: 884189**

Test Notes:
5 bottles; Full app. III and IV.

Weather Conditions:
Sunny, 85 degrees F.

Low-Flow Readings:

Date Time	Elapsed Time	pH	Temperature	Specific Conductivity	RDO Concentration	Turbidity	ORP	Depth to Water	Flow
		+/- 0.1	+/- 0.5	+/- 5 %	+/- 0.2	+/- 5	+/- 10	+/- 0.3	
8/7/2024 8:54 AM	00:00	6.19 pH	19.75 °C	534.91 µS/cm	1.82 mg/L	1.07 NTU	118.1 mV	17.70 ft	200.00 ml/min
8/7/2024 8:59 AM	05:00	6.22 pH	19.68 °C	544.19 µS/cm	1.67 mg/L	0.15 NTU	100.1 mV	17.70 ft	200.00 ml/min
8/7/2024 9:04 AM	10:00	6.25 pH	19.76 °C	554.79 µS/cm	1.62 mg/L	0.92 NTU	96.5 mV	17.70 ft	200.00 ml/min
8/7/2024 9:09 AM	15:00	6.26 pH	19.86 °C	560.62 µS/cm	1.49 mg/L	0.12 NTU	94.0 mV	17.70 ft	200.00 ml/min
8/7/2024 9:14 AM	20:00	6.28 pH	19.77 °C	560.54 µS/cm	1.47 mg/L	0.21 NTU	116.0 mV	17.70 ft	200.00 ml/min
8/7/2024 9:19 AM	25:00	6.27 pH	19.80 °C	562.05 µS/cm	1.54 mg/L	0.31 NTU	92.6 mV	17.70 ft	200.00 ml/min
8/7/2024 9:24 AM	30:00	6.28 pH	19.93 °C	569.05 µS/cm	1.53 mg/L	0.11 NTU	91.0 mV	17.70 ft	200.00 ml/min

Samples

Sample ID:	Description:
HAM-MW-5	Grab.

Low-Flow Test Report:

Test Date / Time: 8/7/2024 4:00:48 PM
Project: GP-Plant Hammond
Operator Name: Z. Webb

Location Name: MW-6 **Well Diameter: 2 in** **Casing Type: PVC** **Screen Length: 10 ft** **Top of Screen: 22.96 ft** **Total Depth: 32.96 ft** **Initial Depth to Water: 17.92 ft**	**Pump Type: Bladder** **Tubing Type: Polyethylene** **Pump Intake From TOC: 27.96 ft** **Estimated Total Volume Pumped: 6 liter** **Flow Cell Volume: 90 ml** **Final Flow Rate: 200 ml/min** **Final Draw Down: 0.05 ft**	**Instrument Used: Aqua TROLL 400** **Serial Number: 1080297**

Test Notes:
5 bottles; Full app. III and IV.

Weather Conditions:
Sunny, 95 degrees F.

Low-Flow Readings:

Date Time	Elapsed Time	pH	Temperature	Specific Conductivity	RDO Concentration	Turbidity	ORP	Depth to Water	Flow
		+/- 0.1	+/- 0.5	+/- 5 %	+/- 0.2	+/- 5	+/- 10	+/- 0.3	
8/7/2024 4:00 PM	00:00	6.94 pH	23.19 °C	864.61 µS/cm	1.13 mg/L	23.00 NTU	3.9 mV	17.92 ft	200.00 ml/min
8/7/2024 4:05 PM	05:00	6.90 pH	22.20 °C	869.07 µS/cm	0.58 mg/L	6.46 NTU	43.9 mV	17.97 ft	200.00 ml/min
8/7/2024 4:10 PM	10:00	6.90 pH	22.13 °C	868.51 µS/cm	0.50 mg/L	3.42 NTU	55.3 mV	17.97 ft	200.00 ml/min
8/7/2024 4:15 PM	15:00	6.90 pH	22.04 °C	867.65 µS/cm	0.48 mg/L	2.24 NTU	58.2 mV	17.97 ft	200.00 ml/min
8/7/2024 4:20 PM	20:00	6.90 pH	22.06 °C	868.45 µS/cm	0.41 mg/L	1.45 NTU	48.3 mV	17.97 ft	200.00 ml/min
8/7/2024 4:25 PM	25:00	6.91 pH	21.89 °C	860.71 µS/cm	0.48 mg/L	1.21 NTU	54.7 mV	17.97 ft	200.00 ml/min
8/7/2024 4:30 PM	30:00	6.90 pH	21.80 °C	859.55 µS/cm	0.46 mg/L	1.16 NTU	54.8 mV	17.97 ft	200.00 ml/min

Samples

Sample ID:	Description:
HAM-MW-6	Grab.

Low-Flow Test Report:

Test Date / Time: 8/8/2024 8:30:01 AM
Project: GP-Plant Hammond
Operator Name: T. Kessler

Location Name: MW-7 **Well Diameter: 2 in** **Casing Type: PVC** **Screen Length: 10 ft** **Top of Screen: 16.89 ft** **Total Depth: 26.89 ft** **Initial Depth to Water: 13.9 ft**	**Pump Type: Bladder** **Tubing Type: Poly** **Pump Intake From TOC: 21.89 ft** **Estimated Total Volume Pumped: 7 liter** **Flow Cell Volume: 90 ml** **Final Flow Rate: 200 ml/min** **Final Draw Down: 0.05 ft**	**Instrument Used: Aqua TROLL 400** **Serial Number: 884189**

Test Notes:
5 bottles; Full app. III and IV.

Weather Conditions:
Sunny, 85 degrees F.

Low-Flow Readings:

Date Time	Elapsed Time	pH	Temperature	Specific Conductivity	RDO Concentration	Turbidity	ORP	Depth to Water	Flow
		+/- 0.1	+/- 0.5	+/- 5 %	+/- 0.2	+/- 5	+/- 10	+/- 0.3	
8/8/2024 8:30 AM	00:00	6.71 pH	20.03 °C	312.14 µS/cm	1.07 mg/L	7.30 NTU	97.5 mV	13.95 ft	200.00 ml/min
8/8/2024 8:35 AM	05:00	6.79 pH	19.86 °C	354.31 µS/cm	0.65 mg/L	2.25 NTU	92.4 mV	13.95 ft	200.00 ml/min
8/8/2024 8:40 AM	10:00	6.84 pH	19.87 °C	374.05 µS/cm	0.41 mg/L	1.27 NTU	67.9 mV	13.95 ft	200.00 ml/min
8/8/2024 8:45 AM	15:00	6.88 pH	19.90 °C	384.11 µS/cm	0.35 mg/L	2.51 NTU	63.4 mV	13.95 ft	200.00 ml/min
8/8/2024 8:50 AM	20:00	6.91 pH	19.93 °C	390.41 µS/cm	0.32 mg/L	0.73 NTU	61.3 mV	13.95 ft	200.00 ml/min
8/8/2024 8:55 AM	25:00	6.91 pH	19.94 °C	394.92 µS/cm	0.31 mg/L	1.00 NTU	60.2 mV	13.95 ft	200.00 ml/min
8/8/2024 9:00 AM	30:00	6.93 pH	19.92 °C	397.79 µS/cm	0.28 mg/L	0.12 NTU	58.9 mV	13.95 ft	200.00 ml/min

Samples

Sample ID:	Description:
HAM-MW-7	Grab.
HAM-AP-1-FD-02	Grab.

Low-Flow Test Report:

Test Date / Time: 8/8/2024 9:58:41 AM
Project: GP-Plant Hammond
Operator Name: T. Kessler

Location Name: MW-19 **Well Diameter: 2 in** **Casing Type: PVC** **Screen Length: 10 ft** **Top of Screen: 19.53 ft** **Total Depth: 29.53 ft** **Initial Depth to Water: 15.85 ft**	**Pump Type: Bladder** **Tubing Type: Poly** **Pump Intake From TOC: 24.53 ft** **Estimated Total Volume Pumped: 7 liter** **Flow Cell Volume: 90 ml** **Final Flow Rate: 200 ml/min** **Final Draw Down: 0.05 ft**	**Instrument Used: Aqua TROLL 400** **Serial Number: 884189**

Test Notes:
5 bottles; Full app. III and IV.

Weather Conditions:
Sunny, 85 degrees F.

Low-Flow Readings:

Date Time	Elapsed Time	pH	Temperature	Specific Conductivity	RDO Concentration	Turbidity	ORP	Depth to Water	Flow
		+/- 0.1	+/- 0.5	+/- 5 %	+/- 0.2	+/- 5	+/- 10	+/- 0.3	
8/8/2024 9:58 AM	00:00	6.96 pH	24.74 °C	673.60 µS/cm	0.89 mg/L	1.68 NTU	100.0 mV	15.87 ft	200.00 ml/min
8/8/2024 10:03 AM	05:00	6.55 pH	23.53 °C	618.33 µS/cm	0.32 mg/L	2.08 NTU	96.9 mV	15.90 ft	200.00 ml/min
8/8/2024 10:08 AM	10:00	6.50 pH	23.50 °C	624.09 µS/cm	0.23 mg/L	1.38 NTU	71.6 mV	15.90 ft	200.00 ml/min
8/8/2024 10:13 AM	15:00	6.49 pH	23.25 °C	626.71 µS/cm	0.21 mg/L	1.69 NTU	67.3 mV	15.90 ft	200.00 ml/min
8/8/2024 10:18 AM	20:00	6.48 pH	23.25 °C	628.10 µS/cm	0.23 mg/L	1.57 NTU	65.3 mV	15.90 ft	200.00 ml/min
8/8/2024 10:23 AM	25:00	6.47 pH	23.16 °C	623.78 µS/cm	0.22 mg/L	0.81 NTU	63.5 mV	15.90 ft	200.00 ml/min
8/8/2024 10:28 AM	30:00	6.47 pH	23.19 °C	624.25 µS/cm	0.20 mg/L	0.66 NTU	62.2 mV	15.90 ft	200.00 ml/min

Samples

Sample ID:	Description:
HAM-MW-19	Grab.

Low-Flow Test Report:

Test Date / Time: 8/7/2024 4:03:33 PM
Project: GP-Plant Hammond
Operator Name: T. Kessler

Location Name: MW-20 **Well Diameter: 2 in** **Casing Type: PVC** **Screen Length: 10 ft** **Top of Screen: 24.37 ft** **Total Depth: 34.37 ft** **Initial Depth to Water: 15.15 ft**	**Pump Type: Bladder** **Tubing Type: Poly** **Pump Intake From TOC: 29.37 ft** **Estimated Total Volume Pumped: 7 lliter** **Flow Cell Volume: 90 ml** **Final Flow Rate: 200 ml/min** **Final Draw Down: 0.3 ft**	**Instrument Used: Aqua TROLL 400** **Serial Number: 884189**

Test Notes:
5 bottles; Full app. III and IV.

Weather Conditions:
Sunny, 95 degrees F.

Low-Flow Readings:

Date Time	Elapsed Time	pH	Temperature	Specific Conductivity	RDO Concentration	Turbidity	ORP	Depth to Water	Flow
		+/- 0.1	+/- 0.5	+/- 5 %	+/- 0.2	+/- 5	+/- 10	+/- 0.3	
8/7/2024 4:03 PM	00:00	6.78 pH	22.67 °C	559.93 µS/cm	0.89 mg/L	3.69 NTU	-10.7 mV	15.45 ft	200.00 ml/min
8/7/2024 4:08 PM	05:00	6.79 pH	22.08 °C	612.21 µS/cm	0.32 mg/L	2.74 NTU	-30.5 mV	15.45 ft	200.00 ml/min
8/7/2024 4:13 PM	10:00	6.82 pH	21.77 °C	627.05 µS/cm	0.19 mg/L	2.19 NTU	-39.5 mV	15.45 ft	200.00 ml/min
8/7/2024 4:18 PM	15:00	6.84 pH	21.86 °C	635.77 µS/cm	0.15 mg/L	1.61 NTU	-43.4 mV	15.45 ft	200.00 ml/min
8/7/2024 4:23 PM	20:00	6.87 pH	21.85 °C	634.34 µS/cm	0.12 mg/L	2.00 NTU	-45.8 mV	15.45 ft	200.00 ml/min
8/7/2024 4:28 PM	25:00	6.88 pH	21.61 °C	638.60 µS/cm	0.11 mg/L	1.32 NTU	-46.9 mV	15.45 ft	200.00 ml/min
8/7/2024 4:33 PM	30:00	6.89 pH	21.39 °C	641.20 µS/cm	0.10 mg/L	1.05 NTU	-46.8 mV	15.45 ft	200.00 ml/min

Samples

Sample ID:	Description:
HAM-MW-20	Grab.

Low-Flow Test Report:

Test Date / Time: 8/8/2024 12:00:14 PM
Project: GP-Plant Hammond
Operator Name: Z. Webb

Location Name: MW-24D **Well Diameter: 2 in** **Casing Type: PVC** **Screen Length: 10 ft** **Top of Screen: 62.77 ft** **Total Depth: 72.77 ft** **Initial Depth to Water: 30.62 ft**	**Pump Type: Bladder** **Tubing Type: Polyethylene** **Pump Intake From TOC: 67.77 ft** **Estimated Total Volume Pumped: 7 liter** **Flow Cell Volume: 90 ml** **Final Flow Rate: 200 ml/min** **Final Draw Down: 0.01 ft**	**Instrument Used: Aqua TROLL 400** **Serial Number: 1080297**

Test Notes:
5 bottles; Full app. III and IV.

Weather Conditions:
Clear, 90 degrees F.

Low-Flow Readings:

Date Time	Elapsed Time	pH	Temperature	Specific Conductivity	RDO Concentration	Turbidity	ORP	Depth to Water	Flow
		+/- 0.1	+/- 0.5	+/- 5 %	+/- 0.2	+/- 5	+/- 10	+/- 0.3	
8/8/2024 12:00 PM	00:00	7.79 pH	25.59 °C	472.71 µS/cm	7.47 mg/L	2.21 NTU	40.7 mV	30.62 ft	200.00 ml/min
8/8/2024 12:05 PM	05:00	7.70 pH	21.63 °C	554.10 µS/cm	2.59 mg/L	1.43 NTU	46.1 mV	30.63 ft	200.00 ml/min
8/8/2024 12:10 PM	10:00	7.65 pH	21.33 °C	565.47 µS/cm	1.26 mg/L	1.36 NTU	46.6 mV	30.63 ft	200.00 ml/min
8/8/2024 12:15 PM	15:00	7.64 pH	21.27 °C	568.09 µS/cm	0.94 mg/L	1.14 NTU	52.3 mV	30.63 ft	200.00 ml/min
8/8/2024 12:20 PM	20:00	7.64 pH	21.20 °C	568.21 µS/cm	0.78 mg/L	1.46 NTU	47.6 mV	30.63 ft	200.00 ml/min
8/8/2024 12:25 PM	25:00	7.63 pH	21.18 °C	568.22 µS/cm	0.76 mg/L	3.07 NTU	52.9 mV	30.63 ft	200.00 ml/min
8/8/2024 12:30 PM	30:00	7.63 pH	21.20 °C	570.69 µS/cm	0.76 mg/L	3.83 NTU	46.9 mV	30.63 ft	200.00 ml/min

Samples

Sample ID:	Description:
HAM-MW-24D	Grab.

Low-Flow Test Report:

Test Date / Time: 8/7/2024 2:02:55 PM
Project: GP-Plant Hammond
Operator Name: T. Kessler

Location Name: MW-25D **Well Diameter: 2 in** **Casing Type: PVC** **Screen Length: 10 ft** **Top of Screen: 53.21 ft** **Total Depth: 63.21 ft** **Initial Depth to Water: 16.5 ft**	**Pump Type: Bladder** **Tubing Type: Poly** **Pump Intake From TOC: 58.21 ft** **Estimated Total Volume Pumped: 22 liter** **Flow Cell Volume: 90 ml** **Final Flow Rate: 200 ml/min** **Final Draw Down: 7.8 ft**	**Instrument Used: Aqua TROLL 400** **Serial Number: 884189**

Test Notes:
5 bottles; Full app. III and IV.

Weather Conditions:
Sunny, 95 degrees F.

Low-Flow Readings:

Date Time	Elapsed Time	pH	Temperature	Specific Conductivity	RDO Concentration	Turbidity	ORP	Depth to Water	Flow
		+/- 0.1	+/- 0.5	+/- 5 %	+/- 0.2	+/- 5	+/- 10	+/- 0.3	
8/7/2024 2:02 PM	00:00	7.61 pH	22.58 °C	509.89 µS/cm	0.02 mg/L	0.48 NTU	-107.6 mV	18.75 ft	200.00 ml/min
8/7/2024 2:07 PM	05:00	7.58 pH	21.87 °C	516.97 µS/cm	-0.01 mg/L	0.21 NTU	-142.3 mV	20.10 ft	200.00 ml/min
8/7/2024 2:12 PM	10:00	7.58 pH	21.96 °C	514.67 µS/cm	-0.02 mg/L	0.26 NTU	-119.3 mV	20.90 ft	200.00 ml/min
8/7/2024 2:17 PM	15:00	7.60 pH	21.64 °C	511.17 µS/cm	-0.01 mg/L	0.66 NTU	-120.8 mV	21.70 ft	200.00 ml/min
8/7/2024 2:22 PM	20:00	7.61 pH	21.73 °C	510.33 µS/cm	0.00 mg/L	0.05 NTU	-122.9 mV	22.30 ft	200.00 ml/min
8/7/2024 2:27 PM	25:00	7.61 pH	21.75 °C	509.55 µS/cm	0.01 mg/L	0.18 NTU	-123.9 mV	22.70 ft	200.00 ml/min
8/7/2024 2:32 PM	30:00	7.60 pH	21.76 °C	508.24 µS/cm	0.03 mg/L	0.94 NTU	-125.2 mV	23.20 ft	200.00 ml/min
8/7/2024 2:37 PM	35:00	7.62 pH	21.77 °C	505.32 µS/cm	0.03 mg/L	0.96 NTU	-157.2 mV	23.50 ft	200.00 ml/min
8/7/2024 2:42 PM	40:00	7.64 pH	21.88 °C	501.74 µS/cm	0.03 mg/L	0.28 NTU	-128.4 mV	23.75 ft	200.00 ml/min
8/7/2024 2:47 PM	45:00	7.65 pH	21.84 °C	504.49 µS/cm	0.04 mg/L	0.68 NTU	-130.4 mV	24.00 ft	200.00 ml/min
8/7/2024 2:52 PM	50:00	7.67 pH	21.89 °C	502.66 µS/cm	0.03 mg/L	0.48 NTU	-163.3 mV	24.20 ft	200.00 ml/min
8/7/2024 2:57 PM	55:00	7.67 pH	21.94 °C	501.41 µS/cm	0.04 mg/L	1.02 NTU	-134.4 mV	24.29 ft	200.00 ml/min

Samples

Sample ID:	Description:
HAM-MW-25D	Grab.

Created using VuSitu from In-Situ, Inc.

Low-Flow Test Report:

Test Date / Time: 8/8/2024 1:25:16 PM
Project: GP-Plant Hammond
Operator Name: C. Cain

Location Name: MW-26D **Well Diameter: 2 in** **Casing Type: PVC** **Screen Length: 10 ft** **Top of Screen: 68.11 ft** **Total Depth: 78.11 ft** **Initial Depth to Water: 16.59 ft**	**Pump Type: Bladder** **Tubing Type: Poly** **Pump Intake From TOC: 73.11 ft** **Estimated Total Volume Pumped: 7 liter** **Flow Cell Volume: 90 ml** **Final Flow Rate: 200 ml/min** **Final Draw Down: 0.07 ft**	**Instrument Used: Aqua TROLL 400** **Serial Number: 883530**

Test Notes:
5 bottles; Full app. III and IV.

Weather Conditions:
Sunny, 91 degrees F.

Low-Flow Readings:

Date Time	Elapsed Time	pH	Temperature	Specific Conductivity	RDO Concentration	Turbidity	ORP	Depth to Water	Flow
		+/- 0.1	+/- 0.5	+/- 5 %	+/- 0.2	+/- 5	+/- 10	+/- 0.3	
8/8/2024 1:25 PM	00:00	7.48 pH	22.63 °C	901.99 µS/cm	0.61 mg/L	3.56 NTU	-10.9 mV	16.66 ft	200.00 ml/min
8/8/2024 1:30 PM	05:00	7.36 pH	21.65 °C	903.75 µS/cm	0.27 mg/L	3.95 NTU	444.2 mV	16.66 ft	200.00 ml/min
8/8/2024 1:35 PM	10:00	7.32 pH	21.60 °C	896.54 µS/cm	0.14 mg/L	2.75 NTU	565.3 mV	16.66 ft	200.00 ml/min
8/8/2024 1:40 PM	15:00	7.31 pH	21.22 °C	898.40 µS/cm	0.13 mg/L	1.62 NTU	637.1 mV	16.66 ft	200.00 ml/min
8/8/2024 1:45 PM	20:00	7.32 pH	21.46 °C	901.47 µS/cm	0.15 mg/L	1.47 NTU	585.9 mV	16.66 ft	200.00 ml/min
8/8/2024 1:50 PM	25:00	7.31 pH	21.43 °C	902.92 µS/cm	0.15 mg/L	1.05 NTU	653.4 mV	16.66 ft	200.00 ml/min
8/8/2024 1:55 PM	30:00	7.31 pH	21.47 °C	900.63 µS/cm	0.16 mg/L	1.02 NTU	694.0 mV	16.66 ft	200.00 ml/min

Samples

Sample ID:	Description:
HAM-MW-26D	Grab.

Low-Flow Test Report:

Test Date / Time: 8/8/2024 8:40:38 AM
Project: GP-Plant Hammond
Operator Name: C. Cain

Location Name: MW-27D **Well Diameter: 2 in** **Casing Type: PVC** **Screen Length: 10 ft** **Top of Screen: 53.19 ft** **Total Depth: 63.19 ft** **Initial Depth to Water: 15.6 ft**	**Pump Type: Bladder** **Tubing Type: Poly** **Pump Intake From TOC: 58.19 ft** **Estimated Total Volume Pumped: 27.5 liter** **Flow Cell Volume: 90 ml** **Final Flow Rate: 100 ml/min** **Final Draw Down: 33.2 ft**	**Instrument Used: Aqua TROLL 400** **Serial Number: 883530**

Test Notes:
5 bottles; Full app. III and IV.

Weather Conditions:
Sunny, 77 degrees F.

Low-Flow Readings:

Date Time	Elapsed Time	pH	Temperature	Specific Conductivity	RDO Concentration	Turbidity	ORP	Depth to Water	Flow
		+/- 0.1	+/- 0.5	+/- 5 %	+/- 0.2	+/- 5	+/- 10	+/- 5	
8/8/2024 8:40 AM	00:00	7.76 pH	19.42 °C	415.45 µS/cm	0.98 mg/L	1.42 NTU	150.5 mV	19.31 ft	250.00 ml/min
8/8/2024 8:45 AM	05:00	7.78 pH	19.33 °C	403.41 µS/cm	1.17 mg/L	1.22 NTU	542.4 mV	21.03 ft	250.00 ml/min
8/8/2024 8:50 AM	10:00	8.61 pH	19.39 °C	341.30 µS/cm	1.74 mg/L	1.54 NTU	586.4 mV	23.05 ft	250.00 ml/min
8/8/2024 8:55 AM	15:00	9.71 pH	19.46 °C	268.38 µS/cm	3.56 mg/L	2.10 NTU	597.6 mV	25.02 ft	250.00 ml/min
8/8/2024 9:00 AM	20:00	9.97 pH	19.52 °C	261.89 µS/cm	4.14 mg/L	2.44 NTU	700.4 mV	26.84 ft	250.00 ml/min
8/8/2024 9:05 AM	25:00	10.06 pH	19.54 °C	263.76 µS/cm	4.34 mg/L	2.80 NTU	647.6 mV	28.65 ft	250.00 ml/min
8/8/2024 9:10 AM	30:00	10.05 pH	19.55 °C	262.89 µS/cm	4.36 mg/L	2.73 NTU	733.6 mV	30.92 ft	250.00 ml/min
8/8/2024 9:15 AM	35:00	10.04 pH	19.53 °C	263.19 µS/cm	4.37 mg/L	2.38 NTU	680.0 mV	32.10 ft	250.00 ml/min
8/8/2024 9:20 AM	40:00	10.01 pH	19.55 °C	262.17 µS/cm	4.30 mg/L	2.37 NTU	696.7 mV	33.94 ft	250.00 ml/min
8/8/2024 9:25 AM	45:00	9.97 pH	19.53 °C	263.73 µS/cm	4.26 mg/L	2.07 NTU	662.0 mV	35.64 ft	250.00 ml/min
8/8/2024 9:30 AM	50:00	9.92 pH	19.64 °C	263.20 µS/cm	4.18 mg/L	1.88 NTU	688.8 mV	37.29 ft	250.00 ml/min
8/8/2024 9:35 AM	55:00	9.87 pH	19.64 °C	263.56 µS/cm	4.12 mg/L	1.65 NTU	699.8 mV	38.68 ft	250.00 ml/min
8/8/2024 9:40 AM	01:00:00	9.86 pH	19.69 °C	262.15 µS/cm	4.08 mg/L	1.47 NTU	732.7 mV	40.30 ft	250.00 ml/min

8/8/2024 9:45 AM	01:05:00	9.81 pH	19.77 °C	263.26 µS/cm	4.06 mg/L	1.72 NTU	732.5 mV	41.66 ft	250.00 ml/min
8/8/2024 9:50 AM	01:10:00	9.76 pH	19.79 °C	263.91 µS/cm	4.01 mg/L	1.57 NTU	800.0 mV	43.10 ft	250.00 ml/min
8/8/2024 9:55 AM	01:15:00	9.77 pH	21.33 °C	266.64 µS/cm	3.90 mg/L	1.71 NTU	732.3 mV	43.86 ft	100.00 ml/min
8/8/2024 10:00 AM	01:20:00	9.31 pH	21.99 °C	288.17 µS/cm	3.58 mg/L	1.34 NTU	762.9 mV	44.10 ft	100.00 ml/min
8/8/2024 10:05 AM	01:25:00	9.15 pH	21.87 °C	305.89 µS/cm	3.18 mg/L	1.40 NTU	778.6 mV	44.38 ft	100.00 ml/min
8/8/2024 10:10 AM	01:30:00	9.06 pH	21.79 °C	313.84 µS/cm	2.87 mg/L	1.38 NTU	772.9 mV	44.70 ft	100.00 ml/min
8/8/2024 10:15 AM	01:35:00	9.01 pH	22.02 °C	318.33 µS/cm	2.64 mg/L	1.64 NTU	763.2 mV	45.00 ft	100.00 ml/min
8/8/2024 10:20 AM	01:40:00	9.00 pH	22.05 °C	315.88 µS/cm	2.50 mg/L	1.56 NTU	797.7 mV	45.28 ft	100.00 ml/min
8/8/2024 10:25 AM	01:45:00	8.98 pH	22.13 °C	320.40 µS/cm	2.46 mg/L	1.25 NTU	790.7 mV	45.55 ft	100.00 ml/min
8/8/2024 10:30 AM	01:50:00	8.94 pH	22.36 °C	325.89 µS/cm	2.36 mg/L	1.47 NTU	754.0 mV	45.80 ft	100.00 ml/min
8/8/2024 10:35 AM	01:55:00	8.92 pH	22.36 °C	328.67 µS/cm	2.31 mg/L	1.26 NTU	863.2 mV	46.04 ft	100.00 ml/min
8/8/2024 10:40 AM	02:00:00	8.92 pH	22.27 °C	328.86 µS/cm	2.26 mg/L	1.12 NTU	796.1 mV	46.29 ft	100.00 ml/min
8/8/2024 10:45 AM	02:05:00	8.88 pH	22.32 °C	330.85 µS/cm	2.18 mg/L	1.19 NTU	761.1 mV	46.53 ft	100.00 ml/min
8/8/2024 10:50 AM	02:10:00	8.89 pH	22.39 °C	329.72 µS/cm	2.14 mg/L	1.15 NTU	788.0 mV	46.53 ft	100.00 ml/min
8/8/2024 10:55 AM	02:15:00	8.88 pH	22.56 °C	328.21 µS/cm	2.12 mg/L	1.12 NTU	810.4 mV	46.98 ft	100.00 ml/min
8/8/2024 11:00 AM	02:20:00	8.86 pH	22.72 °C	328.79 µS/cm	2.08 mg/L	1.09 NTU	766.3 mV	47.22 ft	100.00 ml/min
8/8/2024 11:05 AM	02:25:00	8.84 pH	22.80 °C	328.52 µS/cm	2.08 mg/L	0.88 NTU	871.8 mV	47.42 ft	100.00 ml/min
8/8/2024 11:10 AM	02:30:00	8.83 pH	22.67 °C	326.46 µS/cm	2.05 mg/L	0.99 NTU	733.4 mV	47.64 ft	100.00 ml/min
8/8/2024 11:15 AM	02:35:00	8.84 pH	22.81 °C	325.60 µS/cm	2.06 mg/L	0.90 NTU	805.2 mV	47.89 ft	100.00 ml/min
8/8/2024 11:20 AM	02:40:00	8.84 pH	22.74 °C	325.52 µS/cm	2.01 mg/L	0.78 NTU	790.7 mV	48.10 ft	100.00 ml/min
8/8/2024 11:25 AM	02:45:00	8.84 pH	22.59 °C	322.47 µS/cm	2.00 mg/L	0.87 NTU	779.1 mV	48.31 ft	100.00 ml/min
8/8/2024 11:30 AM	02:50:00	8.82 pH	22.90 °C	323.47 µS/cm	1.96 mg/L	0.73 NTU	777.3 mV	48.50 ft	100.00 ml/min
8/8/2024 11:35 AM	02:55:00	8.81 pH	22.82 °C	322.78 µS/cm	1.93 mg/L	0.58 NTU	795.6 mV	48.66 ft	100.00 ml/min
8/8/2024 11:40 AM	03:00:00	8.80 pH	22.72 °C	332.53 µS/cm	2.00 mg/L	0.66 NTU	765.2 mV	48.80 ft	100.00 ml/min

Samples

Sample ID:	Description:
HAM-MW-27D	Grab.

Low-Flow Test Report:

Test Date / Time: 8/8/2024 1:42:17 PM
Project: GP-Plant Hammond
Operator Name: Z. Webb

Location Name: MW-28D **Well Diameter: 2 in** **Casing Type: PVC** **Screen Length: 10 ft** **Top of Screen: 48.21 ft** **Total Depth: 58.21 ft** **Initial Depth to Water: 14.21 ft**	**Pump Type: Bladder** **Tubing Type: Polyethylene** **Pump Intake From TOC: 53.21 ft** **Estimated Total Volume Pumped: 7 liter** **Flow Cell Volume: 90 ml** **Final Flow Rate: 200 ml/min** **Final Draw Down: 0.19 ft**	**Instrument Used: Aqua TROLL 400** **Serial Number: 1080297**

Test Notes:
5 bottles; Full app. III and IV.

Weather Conditions:
Sunny, 95 degrees F.

Low-Flow Readings:

Date Time	Elapsed Time	pH	Temperature	Specific Conductivity	RDO Concentration	Turbidity	ORP	Depth to Water	Flow
		+/- 0.1	+/- 0.5	+/- 5 %	+/- 0.2	+/- 5	+/- 10	+/- 0.3	
8/8/2024 1:42 PM	00:00	7.58 pH	20.51 °C	493.53 µS/cm	0.24 mg/L	2.37 NTU	-131.8 mV	14.21 ft	200.00 ml/min
8/8/2024 1:47 PM	05:00	7.54 pH	20.41 °C	493.21 µS/cm	0.19 mg/L	1.94 NTU	-132.8 mV	14.35 ft	200.00 ml/min
8/8/2024 1:52 PM	10:00	7.54 pH	20.51 °C	497.60 µS/cm	0.18 mg/L	1.78 NTU	-133.0 mV	14.40 ft	200.00 ml/min
8/8/2024 1:57 PM	15:00	7.54 pH	20.47 °C	494.25 µS/cm	0.19 mg/L	1.26 NTU	-134.0 mV	14.40 ft	200.00 ml/min
8/8/2024 2:02 PM	20:00	7.54 pH	20.23 °C	493.82 µS/cm	0.18 mg/L	1.32 NTU	-166.2 mV	14.40 ft	200.00 ml/min
8/8/2024 2:07 PM	25:00	7.52 pH	20.24 °C	495.00 µS/cm	0.19 mg/L	1.20 NTU	-132.4 mV	14.40 ft	200.00 ml/min
8/8/2024 2:12 PM	30:00	7.52 pH	20.34 °C	493.29 µS/cm	0.20 mg/L	1.15 NTU	-129.7 mV	14.40 ft	200.00 ml/min

Samples

Sample ID:	Description:
HAM-MW-28D	Grab.

Low-Flow Test Report:

Test Date / Time: 8/8/2024 11:15:42 AM
Project: GP-Plant Hammond
Operator Name: T. Kessler

Location Name: MW-29 **Well Diameter: 2 in** **Casing Type: PVC** **Screen Length: 10 ft** **Top of Screen: 18.25 ft** **Total Depth: 28.25 ft** **Initial Depth to Water: 11.5 ft**	**Pump Type: Bladder** **Tubing Type: Poly** **Pump Intake From TOC: 23.25 ft** **Estimated Total Volume Pumped: 7 liter** **Flow Cell Volume: 90 ml** **Final Flow Rate: 200 ml/min** **Final Draw Down: 0.10 ft**	**Instrument Used: Aqua TROLL 400** **Serial Number: 884189**

Test Notes:
5 bottles; Full app. III and IV.

Weather Conditions:
Sunny, 85 degrees F.

Low-Flow Readings:

Date Time	Elapsed Time	pH	Temperature	Specific Conductivity	RDO Concentration	Turbidity	ORP	Depth to Water	Flow
		+/- 0.1	+/- 0.5	+/- 5 %	+/- 0.2	+/- 5	+/- 10	+/- 0.3	
8/8/2024 11:15 AM	00:00	7.07 pH	22.72 °C	814.10 µS/cm	0.40 mg/L	11.80 NTU	41.1 mV	11.60 ft	200.00 ml/min
8/8/2024 11:20 AM	05:00	7.10 pH	22.09 °C	743.32 µS/cm	0.23 mg/L	10.10 NTU	41.8 mV	11.60 ft	200.00 ml/min
8/8/2024 11:25 AM	10:00	7.10 pH	21.96 °C	748.04 µS/cm	0.17 mg/L	2.81 NTU	38.5 mV	11.60 ft	200.00 ml/min
8/8/2024 11:30 AM	15:00	7.11 pH	21.96 °C	741.41 µS/cm	0.17 mg/L	3.21 NTU	40.1 mV	11.60 ft	200.00 ml/min
8/8/2024 11:35 AM	20:00	7.11 pH	21.93 °C	746.82 µS/cm	0.15 mg/L	1.02 NTU	39.0 mV	11.60 ft	200.00 ml/min
8/8/2024 11:40 AM	25:00	7.09 pH	22.00 °C	739.06 µS/cm	0.14 mg/L	0.91 NTU	40.7 mV	11.60 ft	200.00 ml/min
8/8/2024 11:45 AM	30:00	7.09 pH	22.00 °C	741.30 µS/cm	0.17 mg/L	0.67 NTU	39.2 mV	11.60 ft	200.00 ml/min

Samples

Sample ID:	Description:
HAM-MW-29	Grab.

CALIBRATION REPORTS

February 2024

Site Name: GP Hammond

Calibrated By: C. CAIN

Field Instrumentation Calibration Form

Date: 2/13/24

Field Conditions: Cloudy 35

Instrument	Manufactuer/ Model	Serial Number
Water Quality Meter	Aquatrall	850767
Turbidity Meter	2100Q	22090000086

Calibration Standard Information				
Parameter	Standard	Lot #	Date of Expiration	Brand
Specific Conductance (µS/cm)	4,490	24000044	6/24	In-Situ
pH (SU)	4.00	24000044	6/24	In-Situ
pH (SU)	7.00	22290139	4/24	In-Situ
pH (SU)	10.00	22101136	4/24	In-Situ
D.O. (%)	N/A	—	—	—
ORP (mV)	228.0	24002258	6/24	In-Situ

Calibration

Time Start 0745 Time Finish 0820

Parameter	Standard	Calibration Value	Calibration Solution Temperature (°C)	Acceptance Criteria	Reference
Specific Conductance (µS/cm)	4,490	4490	10.64	± 10% of standard	EPA 2023
pH (SU)	4.00	4.0	10.64	± 0.1	GWMP
pH (SU)	7.00	7.0	7.0	± 0.1	GWMP
pH (SU)	10.00	10	10.6	± 0.1	GWMP
D.O. (%)	N/A	100	100	± 10%	NA
ORP (mV)	228.0	228	228	± 10	EPA 2023

	Standard	Calibration Value	Acceptance Criteria	Reference
Turbidity (NTU)	20	20	± 10% of standard	EPA 2023
	100	100		
	800	800		

Calibration Check

Time Start 12:30 (JT) Time Finish 12:45 (JT)

Parameter	Standard	Calibration Value	Calibration Solution Temperature (°C)	Acceptance Criteria	Reference
Specific Conductance (µS/cm)	4,490	4490	19.6	± 10% of standard	EPA 2023
pH (SU)	4.00	4.0	20.3	± 0.1	GWMP
pH (SU)	7.00	7.0	19.7	± 0.1	GWMP
pH (SU)	10.00	10.0	19.9	± 0.1	GWMP

	Standard	Calibration Value	Acceptance Criteria	Reference
Turbidity (NTU)	20	20	± 10% of standard	EPA 2023
	100	100		
	800	800		

Notes:

Site Name: Plant Hammond

Calibrated By: TK

Field Instrumentation Calibration Form

Date: 2/13/2024

Field Conditions: Clear, 40 F

Instrument	Manufactuer/ Model	Serial Number
Water Quality Meter	[illegible]	8[illegible]3530
Turbidity Meter	[illegible]	22[illegible]3

Calibration Standard Information				
Parameter	Standard	Lot #	Date of Expiration	Brand
Specific Conductance (µS/cm)	4,490	24[illegible]4	5/2024	[illegible]
pH (SU)	4 00	↓	↓	↓
pH (SU)	7 00	2[illegible]39	4/24	
pH (SU)	10 00	22110130	4/24	
D O (%)	N/A	—	—	
ORP (mV)	228 0	2[illegible]	6/24	

Calibration					
Time Start [illegible]		Time Finish 0860			
Parameter	Standard	Calibration Value	Calibration Solution Temperature (°C)	Acceptance Criteria	Reference
Specific Conductance (µS/cm)	4,490	4490	11.11	± 10% of standard	EPA 2023
pH (SU)	4 00	4.00	11.55	± 0.1	GWMP
pH (SU)	7 00	[illegible]	11.5[illegible]	± 0.1	GWMP
pH (SU)	10 00	[illegible]	11.[illegible]	± 0 1	GWMP
D O (%)	N/A	[illegible]	10.40	± 10%	NA
ORP (mV)	228 0	[illegible]	11.57	± 10	EPA 2023

	Standard	Calibration Value	Acceptance Criteria	Reference
Turbidity (NTU)	20	20	± 10% of standard	EPA 2023
	100	10		
	[illegible]	[illegible]		
	—	—		

Calibration Check					
Time Start 14:10 JT		Time Finish 14:25 JT			
Parameter	Standard	Calibration Value	Calibration Solution Temperature (°C)	Acceptance Criteria	Reference
Specific Conductance (µS/cm)	4,490	~~4.01~~	4465	± 10% of standard	EPA 2023
pH (SU)	4 00	4.01	18.01	± 0 1	GWMP
pH (SU)	7.00	7.03	18.91	± 0 1	GWMP
pH (SU)	10 00		9.91	± 0 1	GWMP

	Standard	Calibration Value	Acceptance Criteria	Reference
Turbidity (NTU)	10	9.99	± 10% of standard	EPA 2023
	20	19.98		
	200	199.1		
	800	803		

Notes

Site Name: Plant Hammond

Calibrated By: J Newsome

Field Instrumentation Calibration Form

Date: 2/13/24

Field Conditions: Muddy, Clear Skies

Instrument	Manufactuer/ Model	Serial Number
Water Quality Meter	Aquatroll	85670
Turbidity Meter	2100Q	22080[illegible]

Calibration Standard Information				
Parameter	Standard	Lot #	Date of Expiration	Brand
Specific Conductance (µS/cm)	4,490	24[illegible]44	06/24	In Situ
pH (SU)	4.00	24[illegible]44	05/24	In Situ
pH (SU)	7.00	222[illegible]	04/24	In Situ
pH (SU)	10.00	22110130	04/24	In Situ
D.O. (%)	N/A	N/A	N/A	N/A
ORP (mV)	228.0	24[illegible]2255	3[illegible]/24	In Situ

Calibration					
Time Start 07:30 (JT)		Time Finish ~8:00 (JT)			
Parameter	Standard	Calibration Value	Calibration Solution Temperature (°C)	Acceptance Criteria	Reference
Specific Conductance (µS/cm)	4,490	44[illegible]	8.12	± 10% of standard	EPA 2023
pH (SU)	4.00	4	~~[illegible]~~ 9.13	± 0.1	GWMP
pH (SU)	7.00	7	9.60	± 0.1	GWMP
pH (SU)	10.00	10	9.53	± 0.1	GWMP
D.O. (%)	N/A	100	8.42	± 10%	NA
ORP (mV)	228.0	228	9.55	± 10	EPA 2023

	Standard	Calibration Value	Acceptance Criteria	Reference
Turbidity (NTU)	10 NTU	9.8	± 10% of standard	EPA 2023
	20 NTU	~~[illegible]~~ 21.1		
	100 NTU	96.3		
	800 NTU	79.5		

Calibration Check					
Time Start 12:15 (JT)		Time Finish 12:25 (JT)			
Parameter	Standard	Calibration Value	Calibration Solution Temperature (°C)	Acceptance Criteria	Reference
Specific Conductance (µS/cm)	4,490	4490	9.70	± 10% of standard	EPA 2023
pH (SU)	4.00	4	8.32	± 0.1	GWMP
pH (SU)	7.00	7	9.21	± 0.1	GWMP
pH (SU)	10.00	10	10.40	± 0.1	GWMP

	Standard (NTU)	Calibration Value	Acceptance Criteria	Reference
Turbidity (NTU)	10	9.9	± 10% of standard	EPA 2023
	20	19.7		
	100	93.1		
	800	78.6		

Notes:

Site Name: GP Hammond

Calibrated By: C. CAIN

Field Instrumentation Calibration Form

Date: 2/14/24

Field Conditions: Sunny 3BF

Instrument	Manufactuer/ Model	Serial Number
Water Quality Meter	Aqua troll	856760
Turbidity Meter	2100Q	22090000086

Calibration Standard Information				
Parameter	Standard	Lot #	Date of Expiration	Brand
Specific Conductance (µS/cm)	4,490	24000044	5/24	In-situ
pH (SU)	4.00	24000044	5/24	In-situ
pH (SU)	7.00	22390139	4/24	In-situ
pH (SU)	10.00	22110130	4/24	In-situ
D.O. (%)	N/A	—	—	—
ORP (mV)	228.0	24007258	6/24	In situ

Calibration					
Time Start 0828		Time Finish 0845			
Parameter	Standard	Calibration Value	Calibration Solution Temperature (°C)	Acceptance Criteria	Reference
Specific Conductance (µS/cm)	4,490	4496	10.93	± 10% of standard	EPA 2023
pH (SU)	4.00	4.0	10.73	± 0.1	GWMP
pH (SU)	7.00	7.0	10.13	± 0.1	GWMP
pH (SU)	10.00	10.0	9.73	± 0.1	GWMP
D.O. (%)	N/A	100	8.95	± 10%	NA
ORP (mV)	228.0	224	9.76	± 10	EPA 2023

	Standard	Calibration Value	Acceptance Criteria	Reference
Turbidity (NTU)	20	20	± 10% of standard	EPA 2023
	100	106		
	800	815		

Calibration Check					
Time Start 13:20 (JT)		Time Finish 13:35 (JT)			
Parameter	Standard	Calibration Value	Calibration Solution Temperature (°C)	Acceptance Criteria	Reference
Specific Conductance (µS/cm)	4,490	4496		± 10% of standard	EPA 2023
pH (SU)	4.00	4.0		± 0.1	GWMP
pH (SU)	7.00	7.0		± 0.1	GWMP
pH (SU)	10.00	10.0		± 0.1	GWMP

	Standard	Calibration Value	Acceptance Criteria	Reference
Turbidity (NTU)	20	26	± 10% of standard	EPA 2023
	100	102		
	800	824		

Notes:

Site Name: Plant Hammond

Calibrated By: T. Gessler

Field Instrumentation Calibration Form

Date: 7/14/2024

Field Conditions: Foggy, 35°

Instrument	Manufactuer/ Model	Serial Number
Water Quality Meter	Aquatrol/400	883550
Turbidity Meter	Hach	2205000075

Calibration Standard Information				
Parameter	Standard	Lot #	Date of Expiration	Brand
Specific Conductance (µS/cm)	4,490	24000044	5/24	insitu
pH (SU)	4 00	24000044	5/24	
pH (SU)	7 00	22290139	4/24	
pH (SU)	10 00	22110130	4/24	
D O. (%)	N/A	—	—	
ORP (mV)	228 0	24002258	6/24	

Calibration					
Time Start 0900		Time Finish 0920			
Parameter	Standard	Calibration Value	Calibration Solution Temperature (°C)	Acceptance Criteria	Reference
Specific Conductance (µS/cm)	4,490	4490	5.37	± 10% of standard	EPA 2023
pH (SU)	4 00	4.0	5.76	± 0 1	GWMP
pH (SU)	7 00	7.00	6.55	± 0 1	GWMP
pH (SU)	10 00	10.00	7.63	± 0 1	GWMP
D O (%)	N/A	100	8.82	± 10%	NA
ORP (mV)	228.0	228	8.06	± 10	EPA 2023

	Standard	Calibration Value	Acceptance Criteria	Reference
Turbidity (NTU)	20	20	± 10% of standard	EPA 2023
	100	[illegible]		
	800	[illegible]		
	—	—		

Calibration Check					
Time Start 14:20 (JT)		Time Finish 14:30 (JT)			
Parameter	Standard	Calibration Value	Calibration Solution Temperature (°C)	Acceptance Criteria	Reference
Specific Conductance (µS/cm)	4,490	4480	17.23	± 10% of standard	EPA 2023
pH (SU)	4 00	3.94	18.00	± 0 1	GWMP
pH (SU)	7 00	7.02	17.99	± 0 1	GWMP
pH (SU)	10 00	9.95	17.83	± 0 1	GWMP

	Standard	Calibration Value	Acceptance Criteria	Reference
Turbidity (NTU)	10	9.95	± 10% of standard	EPA 2023
	20	20.1		
	200	191		
	800	807		

Notes:

Site Name: GF Plant Hammond

Calibrated By: J Newsome

Field Instrumentation Calibration Form

Date: 2/14/24

Field Conditions: foggy 38°F

Instrument	Manufactuer/ Model	Serial Number
Water Quality Meter	In Situ Aquatroll	968202
Turbidity Meter	2100Q01	22090D0002 39

Calibration Standard Information				
Parameter	Standard	Lot #	Date of Expiration	Brand
Specific Conductance (µS/cm)	4,490	24000144	05/2024	In Situ
pH (SU)	4.00	24000044	05/2024	In Situ
pH (SU)	7.00	22290139	04/2024	In Situ
pH (SU)	10.00	22110130	04/2024	In Situ
D.O. (%)	N/A	N/A	N/A	N/A
ORP (mV)	228.0	24002258	04/2024	In Situ

Calibration					
Time Start	0740	Time Finish	0800		
Parameter	Standard	Calibration Value	Calibration Solution Temperature (°C)	Acceptance Criteria	Reference
Specific Conductance (µS/cm)	4,490	4490	7.11	± 10% of standard	EPA 2023
pH (SU)	4.00	4.00	7.21	± 0.1	GWMP
pH (SU)	7.00	7.00	7.22	± 0.1	GWMP
pH (SU)	10.00	10.00	7.95	± 0.1	GWMP
D.O. (%)	N/A	100%	7.75	± 10%	NA
ORP (mV)	228.0	228.0	7.65	± 10	EPA 2023

	Standard	Calibration Value	Acceptance Criteria	Reference
Turbidity (NTU)	10	10.4	± 10% of standard	EPA 2023
	20	19.1		
	100	103		
	800	808		

Calibration Check					
Time Start	12:33	Time Finish	12:41		
Parameter	Standard	Calibration Value	Calibration Solution Temperature (°C)	Acceptance Criteria	Reference
Specific Conductance (µS/cm)	4,490	4371.3	22.31	± 10% of standard	EPA 2023
pH (SU)	4.00	4.02	22.31	± 0.1	GWMP
pH (SU)	7.00	6.95	20.27	± 0.1	GWMP
pH (SU)	10.00	10.01	18.89	± 0.1	GWMP

	Standard	Calibration Value	Acceptance Criteria	Reference
Turbidity (NTU)	10	9.91	± 10% of standard	EPA 2023
	20	19.75		
	100	101		
	800	797		

Notes:

Site Name: GP Plant Hammond

Calibrated By: C. CAIN

Field Instrumentation Calibration Form

Date: 2/15/24

Field Conditions: Sunny 33F

Instrument	Manufactuer/ Model	Serial Number
Water Quality Meter	[illegible]	[illegible]
Turbidity Meter	[illegible]	[illegible]

Calibration Standard Information				
Parameter	Standard	Lot #	Date of Expiration	Brand
Specific Conductance (µS/cm)	4,490	24000449	5/24	In-situ
pH (SU)	4.00	[illegible] 2/15/24	5/24	In-situ
pH (SU)	7.00	22294139	4/24	In-situ
pH (SU)	10.00	22110130	4/24	In-situ
D.O. (%)	N/A	—	—	—
ORP (mV)	228.0	24010228	6/24	In-situ

Calibration					
Time Start 0245		Time Finish 0820			
Parameter	Standard	Calibration Value	Calibration Solution Temperature (°C)	Acceptance Criteria	Reference
Specific Conductance (µS/cm)	4,490	4490	12.63	± 10% of standard	EPA 2023
pH (SU)	4.00	4.0	12.42	± 0.1	GWMP
pH (SU)	7.00	7.0	12.47	± 0.1	GWMP
pH (SU)	10.00	10.0	11.98	± 0.1	GWMP
D.O. (%)	N/A	100	11.78	± 10%	NA
ORP (mV)	228.0	228	12.26	± 10	EPA 2023

	Standard	Calibration Value	Acceptance Criteria	Reference
Turbidity (NTU)	20	21.8	± 10% of standard	EPA 2023
	100	99.5		
	800	796		

Calibration Check					
Time Start 12:10 (ET)		Time Finish 12:30 (ET)			
Parameter	Standard	Calibration Value	Calibration Solution Temperature (°C)	Acceptance Criteria	Reference
Specific Conductance (µS/cm)	4,490	4483	18.18	± 10% of standard	EPA 2023
pH (SU)	4.00	4.01	17.95	± 0.1	GWMP
pH (SU)	7.00	7.0	18.53	± 0.1	GWMP
pH (SU)	10.00	9.94	18.11	± 0.1	GWMP

	Standard	Calibration Value	Acceptance Criteria	Reference
Turbidity (NTU)	20	20	± 10% of standard	EPA 2023
	100	100		
	800	800		

Notes:

Site Name: Plant Hammond

Calibrated By: Thomas Kessler

Field Instrumentation Calibration Form

Date: 2/15/2024

Field Conditions: Clear, 40°

Instrument	Manufactuer/ Model	Serial Number
Water Quality Meter	Aquatroll 400	88 3530
Turbidity Meter	Hach	[illegible]

Calibration Standard Information				
Parameter	Standard	Lot #	Date of Expiration	Brand
Specific Conductance (µS/cm)	4,490	24000044	5/24	insitu
pH (SU)	4.00	24000044	5/24	
pH (SU)	7.00	22790139	4/24	
pH (SU)	10.00	22110130	4/24	
D.O. (%)	N/A			
ORP (mV)	228.0	24002258	6/24	

Calibration					
Time Start 0730		Time Finish 0800			
Parameter	Standard	Calibration Value	Calibration Solution Temperature (°C)	Acceptance Criteria	Reference
Specific Conductance (µS/cm)	4,490	1490	8.14	± 10% of standard	EPA 2023
pH (SU)	4.00	4.00	8.76	± 0.1	GWMP
pH (SU)	7.00	7.00	8.81	± 0.1	GWMP
pH (SU)	10.00	100	10.13	± 0.1	GWMP
D.O. (%)	N/A	100	10.24	± 10%	NA
ORP (mV)	228.0	228	10.40	± 10	EPA 2023

	Standard	Calibration Value	Acceptance Criteria	Reference
Turbidity (NTU)	20	20.4	± 10% of standard	EPA 2023
	100 ~~200~~	~~98.4~~ 100		
	800	791		

Calibration Check					
Time Start 1345		Time Finish 1400 (JT)			
Parameter	Standard	Calibration Value	Calibration Solution Temperature (°C)	Acceptance Criteria	Reference
Specific Conductance (µS/cm)	4,490	4500	18.30	± 10% of standard	EPA 2023
pH (SU)	4.00	4.00	18.75	± 0.1	GWMP
pH (SU)	7.00	7.00		± 0.1	GWMP
pH (SU)	10.00	10.00		± 0.1	GWMP

	Standard	Calibration Value	Acceptance Criteria	Reference
Turbidity (NTU)	20	19.8	± 10% of standard	EPA 2023
	100	96.1		
	800	785		

Notes: Recal Conductivity and pH

Site Name: GP Plant Hammond

Calibrated By: I Newsome

Field Instrumentation Calibration Form

Date: 2/15/24

Field Conditions: Clear, 39°F

Instrument	Manufactuer/ Model	Serial Number
Water Quality Meter	Aquatron	968202
Turbidity Meter	2100Q	22170000[illegible]

Calibration Standard Information

Parameter	Standard	Lot #	Date of Expiration	Brand
Specific Conductance (µS/cm)	4,490	24000044	05/2024	In Situ
pH (SU)	4.00	24000044	05/2024	In Situ
pH (SU)	7.00	2229439	04/2024	In Situ
pH (SU)	10.00	22110130	[illegible]/2024	In Situ
D.O. (%)	N/A	N/A	N/A	N/A
ORP (mV)	228.0	24002258	[illegible]/2024	In Situ

Calibration

Time Start: 7:45 Time Finish: 8:12

Parameter	Standard	Calibration Value	Calibration Solution Temperature (°C)	Acceptance Criteria	Reference
Specific Conductance (µS/cm)	4,490	4490	4.10	± 10% of standard	EPA 2023
pH (SU)	4.00	4.00	4.10	± 0.1	GWMP
pH (SU)	7.00	7.00	4.15	± 0.1	GWMP
pH (SU)	10.00	10.00	4.45	± 0.1	GWMP
D.O. (%)	N/A	100	3.84	± 10%	NA
ORP (mV)	228.0	228.0	4.54	± 10	EPA 2023

Turbidity (NTU)	Standard	Calibration Value	Acceptance Criteria	Reference
	10	10.1	± 10% of standard	EPA 2023
	20	20.0		
	100	104.0		
	800	796		

Calibration Check

Time Start: 12:45 Time Finish: 12:57

Parameter	Standard	Calibration Value	Calibration Solution Temperature (°C)	Acceptance Criteria	Reference
Specific Conductance (µS/cm)	4,490	4475	18.27	± 10% of standard	EPA 2023
pH (SU)	4.00	4.01	18.30	± 0.1	GWMP
pH (SU)	7.00	7.00	18.1	± 0.1	GWMP
pH (SU)	10.00	10.02	17.89	± 0.1	GWMP

Turbidity (NTU)	Standard	Calibration Value	Acceptance Criteria	Reference
	10	1.76	± 10% of standard	EPA 2023
	20	21.0		
	100	103		
	800	796		

Notes:

Site Name: GP Plant Hammond

Calibrated By: C. CAIN

Field Instrumentation Calibration Form

Date: 2/16/24

Field Conditions: Sunny 49F

Instrument	Manufactuer/ Model	Serial Number
Water Quality Meter	In-Situ	850767
Turbidity Meter	2100	22090000086

Calibration Standard Information				
Parameter	Standard	Lot #	Date of Expiration	Brand
Specific Conductance (µS/cm)	4,490	24000044	5/24	In-Situ
pH (SU)	4.00	24000044	5/24	In-Situ
pH (SU)	7.00	22290139	4/24	In-Situ
pH (SU)	10.00	22110130	4/24	In-Situ
D.O. (%)	N/A	—	—	—
ORP (mV)	228.0	24002258	6/24	In-Situ

Calibration					
Time Start 09:00 (JT)		Time Finish 09:35 (JT)			
Parameter	Standard	Calibration Value	Calibration Solution Temperature (°C)	Acceptance Criteria	Reference
Specific Conductance (µS/cm)	4,490	4490	13.7	± 10% of standard	EPA 2023
pH (SU)	4.00	4.0	13.58	± 0.1	GWMP
pH (SU)	7.00	7.0	13.31	± 0.1	GWMP
pH (SU)	10.00	10.0	13.16	± 0.1	GWMP
D.O. (%)	N/A		13.44	± 10%	NA
ORP (mV)	228.0	228.0	13.04	± 10	EPA 2023

	Standard	Calibration Value	Acceptance Criteria	Reference
Turbidity (NTU)	20	20.6	± 10% of standard	EPA 2023
	100	99		
	800	804		

Calibration Check					
Time Start 12:35 (JT)		Time Finish 12:50 (JT)			
Parameter	Standard	Calibration Value	Calibration Solution Temperature (°C)	Acceptance Criteria	Reference
Specific Conductance (µS/cm)	4,490	4900	18.60	± 10% of standard	EPA 2023
pH (SU)	4.00	4.07	18.47	± 0.1	GWMP
pH (SU)	7.00	7.01	18.89	± 0.1	GWMP
pH (SU)	10.00	9.98	18.42	± 0.1	GWMP

	Standard	Calibration Value	Acceptance Criteria	Reference
Turbidity (NTU)	20	20.1	± 10% of standard	EPA 2023
	100	103		
	800	812		

Notes:

August 2024

Site Name: Plant Hammond

Calibrated By: C. CAIN

Field Instrumentation Calibration Form

Date: 8/8/24

Field Conditions: Sunny

Instrument	Manufactuer/ Model	Serial Number
~~Water Quality Meter~~ Turbidity	Lamotte 2020e	4123-2623
~~Turbidity Meter~~ Water quality	Aquatrall	883530

Calibration Standard Information				
Parameter	Standard	Lot #	Date of Expiration	Brand
Specific Conductance (µS/cm)	4,490	24005593	11/2024	In-situ
pH (SU)	4.00	24005593	12/2024	
pH (SU)	7.00	24004517	12/2024	
pH (SU)	10.00	24000185	12/2024	
D.O. (%)	N/A	—	—	—
ORP (mV)	228.0	24000903	12/2024	In-Situ

Calibration					
Time Start 15:00 (JT)		Time Finish 15:20 (JT)			
Parameter	Standard	Calibration Value	Calibration Solution Temperature (°C)	Acceptance Criteria	Reference
Specific Conductance (µS/cm)	4,490	4440	32.0	± 10% of standard	EPA 2023
pH (SU)	4.00	4.0	32.23	± 0.1	GWMP
pH (SU)	7.00	7.0	31.20	± 0.1	GWMP
pH (SU)	10.00	10.0	30.40	± 0.1	GWMP
D.O. (%)	N/A	—	—	± 10%	NA
ORP (mV)	228.0	225.0	24.99	± 10	EPA 2023

	Standard	Calibration Value	Acceptance Criteria	Reference
Turbidity (NTU)	0	0.5	± 10% of standard	EPA 2023
	1	0.97		
	10	10.15		

~~Calibration Check~~					
~~Time Start~~		Time Finish			
Parameter	Standard	Calibration Value	Calibration Solution Temperature (°C)	Acceptance Criteria	Reference
Specific Conductance (µS/cm)	4,490			± 10% of standard	EPA 2023
pH (SU)	4.00			± 0.1	GWMP
pH (SU)	7.00			± 0.1	GWMP
pH (SU)	10.00			± 0.1	GWMP

	Standard	Calibration Value	Acceptance Criteria	Reference
Turbidity (NTU)			± 10% of standard	~~EPA 2023~~

Notes:

Site Name: Plant Hammond

Calibrated By: Zach Wells

Field Instrumentation Calibration Form

Date: 8-5-24

Field Conditions: Clear 95°F

Instrument	Manufactuer/ Model	Serial Number
Water Quality Meter	Aquatroll 400	1080297
Turbidity Meter	La Motte 2020we	1511-4111

Calibration Standard Information				
Parameter	Standard	Lot #	Date of Expiration	Brand
Specific Conductance (µS/cm)	4,490	24005595	12/2024	AIR
pH (SU)	4.00	24005573	12/2024	AIR
pH (SU)	7.00	24004517	12/2024	AIR
pH (SU)	10.00	24000085	12/2024	AIR
D.O. (%)	N/A	—	—	—
ORP (mV)	228.0	24006705	12/2024	AIR

Calibration					
Time Start 1433		Time Finish 1455			
Parameter	Standard	Calibration Value	Calibration Solution Temperature (°C)	Acceptance Criteria	Reference
Specific Conductance (µS/cm)	4,490	4490	26.91	± 10% of standard	EPA 2023
pH (SU)	4.00	4.00	26.88	± 0.1	GWMP
pH (SU)	7.00	7.00	26.96	± 0.1	GWMP
pH (SU)	10.00	10.00	26.03	± 0.1	GWMP
D.O. (%)	N/A	100%	24.85	± 10%	NA
ORP (mV)	228.0	228.0	228.0	± 10	EPA 2023

	Standard	Calibration Value	Acceptance Criteria	Reference
Turbidity (NTU)	0	0	± 10% of standard	EPA 2023
	1	1		
	10	10		
	—	—		

Calibration Check					
Time Start —		Time Finish —			
Parameter	Standard	Calibration Value	Calibration Solution Temperature (°C)	Acceptance Criteria	Reference
Specific Conductance (µS/cm)	4,490	—	—	± 10% of standard	EPA 2023
pH (SU)	4.00	—	—	± 0.1	GWMP
pH (SU)	7.00	—	—	± 0.1	GWMP
pH (SU)	10.00	—	—	± 0.1	GWMP

	Standard	Calibration Value	Acceptance Criteria	Reference
Turbidity (NTU)	—	—	± 10% of standard	EPA 2023
	—	—		
	—	—		
	—	—		

Notes:

Site Name: Plant Hammond

Field Instrumentation Calibration Form

Date: 8-5-24

Calibrated By: Zaria W. on behalf of FJ K.

Field Conditions: Clear 95°F

Instrument	Manufactuer/ Model	Serial Number
Water Quality Meter	AquaTroll 400	884189
Turbidity Meter	La Motte 2020	~~1511-4111~~ 3123

Calibration Standard Information				
Parameter	Standard	Zw Lot #	Date of Expiration	Brand
Specific Conductance (µS/cm)	4,490	~~4490~~ 24005593	12/2024	AIR
pH (SU)	4.00	24005593	12/2024	AIR
pH (SU)	7.00	24004517	12/2024	AIR
pH (SU)	10.00	24000085	12/2024	AIR
D.O. (%)	N/A	—	—	AIR
ORP (mV)	228.0	24006903	12/2024	AIR

Calibration					
Time Start 1510		Time Finish 1531			
Parameter	Standard	Calibration Value	Calibration Solution Temperature (°C)	Acceptance Criteria	Reference
Specific Conductance (µS/cm)	4,490	4490	27.55	± 10% of standard	EPA 2023
pH (SU)	4.00	4.00	27.50	± 0.1	GWMP
pH (SU)	7.00	7.00	26.79	± 0.1	GWMP
pH (SU)	10.00	10.00	26.18	± 0.1	GWMP
D.O. (%)	N/A	100%	24.72	± 10%	NA
ORP (mV)	228.0	228.0	25.79	± 10	EPA 2023

	Standard	Calibration Value	Acceptance Criteria	Reference
Turbidity (NTU)	0	0	± 10% of standard	EPA 2023
	1	1.02		
	10	10.2		
	—	—		

Calibration Check					
Time Start		Time Finish			
Parameter	Standard	Calibration Value	Calibration Solution Temperature (°C)	Acceptance Criteria	Reference
Specific Conductance (µS/cm)	4,490			± 10% of standard	EPA 2023
pH (SU)	4.00			± 0.1	GWMP
pH (SU)	7.00			± 0.1	GWMP
pH (SU)	10.00			± 0.1	GWMP

	Standard	Calibration Value	Acceptance Criteria	Reference
Turbidity (NTU)			± 10% of standard	EPA 2023

Notes:

Site Name: Hammond

Calibrated By: JNT

Field Instrumentation Calibration Form

Date: 08/06/24

Field Conditions: Sunny Clear

Instrument	Manufactuer/ Model	Serial Number
Water Quality Meter	YSI-556	883550
Turbidity Meter	~~Hach~~ Lamotte	4123-2623

Calibration Standard Information

Parameter	Standard	Lot #	Date of Expiration	Brand
Specific Conductance (µS/cm)	4,490	24005593	11/24	AIR
pH (SU)	4.00	↓	↓	↓
pH (SU)	7.00	24004317	12/24	
pH (SU)	10.00	24000083	12/24	
D.O. (%)	N/A	—	—	
ORP (mV)	228.0	24006903	12/24	

Calibration 7:55 (F)

Time Start 7:35 (F) **Time Finish**

Parameter	Standard	Calibration Value	Calibration Solution Temperature (°C)	Acceptance Criteria	Reference
Specific Conductance (µS/cm)	4,490	4490	27.57	± 10% of standard	EPA 2023
pH (SU)	4.00	4.0	27.57	± 0.1	GWMP
pH (SU)	7.00	7.00	28.52	± 0.1	GWMP
pH (SU)	10.00	10.00	28.52	± 0.1	GWMP
D.O. (%)	N/A	102.93	25.31	± 10%	NA
ORP (mV)	228.0	228	28.32	± 10	EPA 2023

	Standard	Calibration Value	Acceptance Criteria	Reference
Turbidity (NTU)	0	0	± 10% of standard	EPA 2023
	1	0.92		
	10	9.24		
	—	—		

Calibration Check

Time Start 14:10 **Time Finish** 14:25 (F)

Parameter	Standard	Calibration Value	Calibration Solution Temperature (°C)	Acceptance Criteria	Reference
Specific Conductance (µS/cm)	4,490	4400	27.50	± 10% of standard	EPA 2023
pH (SU)	4.00	3.97	27.77	± 0.1	GWMP
pH (SU)	7.00	7.02	27.81	± 0.1	GWMP
pH (SU)	10.00	9.96	27.8	± 0.1	GWMP

	Standard	Calibration Value	Acceptance Criteria	Reference
Turbidity (NTU)	0	0	± 10% of standard	EPA 2023
	1	0.98		
	10	9.94		
	—	—		

Notes:

Site Name: Plant Hammond

Calibrated By: Zain. W.

Field Instrumentation Calibration Form

Date: 8-6-24

Field Conditions: Sunny, 75°F

Instrument	Manufactuer/ Model	Serial Number
Water Quality Meter	AquaTroll 400	1080297
Turbidity Meter	LaMotte 2020we	1511-4111

Calibration Standard Information				
Parameter	Standard	Lot #	Date of Expiration	Brand
Specific Conductance (µS/cm)	4,490	24005593	12/2024	AIR
pH (SU)	4.00	24005593	12/2024	AIR
pH (SU)	7.00	24004597	12/2024	AIR
pH (SU)	10.00	24000085	12/2024	AIR
D.O. (%)	N/A	—	—	AIR
ORP (mV)	228.0	24006903	12/2024	AIR

Calibration					
Time Start 0715		Time Finish 0737			
Parameter	Standard	Calibration Value	Calibration Solution Temperature (°C)	Acceptance Criteria	Reference
Specific Conductance (µS/cm)	4,490	4490	27.05	± 10% of standard	EPA 2023
pH (SU)	4.00	4.00	27.23	± 0.1	GWMP
pH (SU)	7.00	7.00	27.57	± 0.1	GWMP
pH (SU)	10.00	10.00	27.30	± 0.1	GWMP
D.O. (%)	N/A	100%	24.15	± 10%	NA
ORP (mV)	228.0	228.0	27.03	± 10	EPA 2023

	Standard	Calibration Value	Acceptance Criteria	Reference
Turbidity (NTU)	0	0	± 10% of standard	EPA 2023
	1	1		
	10	10		
	—	—		

Calibration Check					
Time Start 1324		Time Finish 1343			
Parameter	Standard	Calibration Value	Calibration Solution Temperature (°C)	Acceptance Criteria	Reference
Specific Conductance (µS/cm)	4,490	4490	29.58	± 10% of standard	EPA 2023
pH (SU)	4.00	4.00	29.58	± 0.1	GWMP
pH (SU)	7.00	7.00	27.59	± 0.1	GWMP
pH (SU)	10.00	10.00	26.42	± 0.1	GWMP

	Standard	Calibration Value	Acceptance Criteria	Reference
Turbidity (NTU)	0	0	± 10% of standard	EPA 2023
	1	1		
	10	10		
	—			

Notes:

Site Name: Plant Hammond

Field Instrumentation Calibration Form

Date: 8/6/2024

Calibrated By: J. Vlessler

Field Conditions: Clear, 80°

Instrument	Manufactuer/ Model	Serial Number
Water Quality Meter	Aquaprobe	4189
Turbidity Meter	Lamotte	3173

Calibration Standard Information				
Parameter	Standard	Lot #	Date of Expiration	Brand
Specific Conductance (µS/cm)	4.490	24005593	11/24	ins. tu
pH (SU)	4.00	24004451	12/24	
pH (SU)	7.00	24004517	12/24	
pH (SU)	10.00	24004085	12/24	
D.O. (%)	N/A	—	—	
ORP (mV)	228.0	24001905	12/24	

Calibration					
Time Start 07:30 (JT)		Time Finish 07:50 (JT)			
Parameter	Standard	Calibration Value	Calibration Solution Temperature (°C)	Acceptance Criteria	Reference
Specific Conductance (µS/cm)	4.490	4.490	26.38	± 10% of standard	EPA 2023
pH (SU)	4.00	4.0	26.49	± 0.1	GWMP
pH (SU)	7.00	7.0	26.51	± 0.1	GWMP
pH (SU)	10.00	10.0	26.45	± 0.1	GWMP
D.O. (%)	N/A	100	25.10	± 10%	NA
ORP (mV)	228.0	228.0	26.28	± 10	EPA 2023

	Standard	Calibration Value	Acceptance Criteria	Reference
Turbidity (NTU)	0	0	± 10% of standard	EPA 2023
	1	0.98		
	10	10.2		
	—	—		

Calibration Check					
Time Start 14:00 (JT)		Time Finish 14:15 (JT)			
Parameter	Standard	Calibration Value	Calibration Solution Temperature (°C)	Acceptance Criteria	Reference
Specific Conductance (µS/cm)	4.490	[illegible]	32.28	± 10% of standard	EPA 2023
pH (SU)	4.00	3.95	32.41	± 0.1	GWMP
pH (SU)	7.00	6.91	32.15	± 0.1	GWMP
pH (SU)	10.00	9.92	32.86	± 0.1	GWMP

	Standard	Calibration Value	Acceptance Criteria	Reference
Turbidity (NTU)	1	0.99	± 10% of standard	EPA 2023
	10	9.95		
	0	0		
	—	—		

Notes:

Site Name: Plant Hammond

Calibrated By: F. Kessler

Field Instrumentation Calibration Form

Date: 8/7/24

Field Conditions: clear, 80°

Instrument	Manufactuer/ Model	Serial Number
Water Quality Meter	insitu	884189
Turbidity Meter	Lamotte	3125

Calibration Standard Information				
Parameter	Standard	Lot #	Date of Expiration	Brand
Specific Conductance (µS/cm)	4,490	24008593	11/27	insitu
pH (SU)	4.00	↓	↓	
pH (SU)	7.00	24004517	12/24	
pH (SU)	10.00	24000085	12/24	
D.O. (%)	N/A	—	—	
ORP (mV)	228.0	24006903	12/24	↓

Calibration					
Time Start 08:10 (ET)		Time Finish 08:25 (ET)			
Parameter	Standard	Calibration Value	Calibration Solution Temperature (°C)	Acceptance Criteria	Reference
Specific Conductance (µS/cm)	4,490	4490	27.09	± 10% of standard	EPA 2023
pH (SU)	4.00	4.0	27.03	± 0.1	GWMP
pH (SU)	7.00	7.0	26.74	± 0.1	GWMP
pH (SU)	10.00	10	26.95	± 0.1	GWMP
D.O. (%)	N/A	100	26.86	± 10%	NA
ORP (mV)	228.0	228	26.50	± 10	EPA 2023

	Standard	Calibration Value	Acceptance Criteria	Reference
Turbidity (NTU)	0	0	± 10% of standard	EPA 2023
	1	.99		
	10	9.81		
	—	—		

Calibration Check					
Time Start 12:10 (ET)		Time Finish 12:25 (ET)			
Parameter	Standard	Calibration Value	Calibration Solution Temperature (°C)	Acceptance Criteria	Reference
Specific Conductance (µS/cm)	4,490	4300	28.99	± 10% of standard	EPA 2023
pH (SU)	4.00	4.05	29.01	± 0.1	GWMP
pH (SU)	7.00	6.91	29.65	± 0.1	GWMP
pH (SU)	10.00	9.90	29.13	± 0.1	GWMP

	Standard	Calibration Value	Acceptance Criteria	Reference
Turbidity (NTU)	0	0	± 10% of standard	EPA 2023
	1	1.05		
	10	10.01		
	—	—		

Notes:

Site Name: Hammond

Calibrated By: Jacob Tracy

Field Instrumentation Calibration Form

Date: 08/07/24

Field Conditions: Clear, 80°F

Instrument	Manufactuer/ Model	Serial Number
Water Quality Meter	In Situ	883530
Turbidity Meter	LaMOTT	4123-2023

Calibration Standard Information				
Parameter	Standard	Lot #	Date of Expiration	Brand
Specific Conductance (µS/cm)	4,490	24005593	4/24	AIR
pH (SU)	4.00	↓	↓	AIR
pH (SU)	7.00	240~~04~~517	~~24048~~ 12/24	AIR
pH (SU)	10.00	24000085	12/24	AIR
D.O. (%)	N/A	—	—	AIR
ORP (mV)	228.0	24006409	~~[illegible]~~ 12/24	AIR

24004517 / 12/24

Calibration					
Time Start 07:55 (JT)		Time Finish 8:20 (JT)			
Parameter	Standard	Calibration Value	Calibration Solution Temperature (°C)	Acceptance Criteria	Reference
Specific Conductance (µS/cm)	4,490	4490	28.57	± 10% of standard	EPA 2023
pH (SU)	4.00	4	28.44	± 0.1	GWMP
pH (SU)	7.00	7	29.44	± 0.1	GWMP
pH (SU)	10.00	10	29.40	± 0.1	GWMP
D.O. (%)	N/A	100	27.21	± 10%	NA
ORP (mV)	228.0	228	29.42	± 10	EPA 2023

	Standard	Calibration Value	Acceptance Criteria	Reference
Turbidity (NTU)	0	0	± 10% of standard	EPA 2023
	1	0.99		
	10	10.23		
	—	—		

Calibration Check					
Time Start 15:10		Time Finish 15:25 (JT)			
Parameter	Standard	Calibration Value	Calibration Solution Temperature (°C)	Acceptance Criteria	Reference
Specific Conductance (µS/cm)	4,490	4490	42.84	± 10% of standard	EPA 2023
pH (SU)	4.00	4.0	43.80	± 0.1	GWMP
pH (SU)	7.00	7.0	~44	± 0.1	GWMP
pH (SU)	10.00	10	41.52	± 0.1	GWMP

re-calibrated

	Standard	Calibration Value	Acceptance Criteria	Reference
Turbidity (NTU)	0	0	± 10% of standard	EPA 2023
	1	0.98		
	10	10.07		
	—	—		

Notes:

Site Name: Plant Hammond

Calibrated By: Zain W.

Field Instrumentation Calibration Form

Date: 8-8-24

Field Conditions: Clear, 75°F

Instrument	Manufactuer/ Model	Serial Number
Water Quality Meter	AquaTroll 400	1080297
Turbidity Meter	Lamotte 2020we	1511-4111

Calibration Standard Information				
Parameter	Standard	Lot #	Date of Expiration	Brand
Specific Conductance (µS/cm)	4,490	24005593	12/2024	AIR
pH (SU)	4.00	24005593	12/2024	AIR
pH (SU)	7.00	24004517	12/2024	AIR
pH (SU)	10 00	24000085	12/2024	AIR
D.O. (%)	N/A	—	—	AIR
ORP (mV)	228.0	24006503	12/2024	AIR

Calibration					
Time Start 0719		Time Finish 0743			
Parameter	Standard	Calibration Value	Calibration Solution Temperature (°C)	Acceptance Criteria	Reference
Specific Conductance (µS/cm)	4,490	4490	26.97	± 10% of standard	EPA 2023
pH (SU)	4.00	4.00	27.21	± 0.1	GWMP
pH (SU)	7.00	7.00	27.46	± 0.1	GWMP
pH (SU)	10.00	10.00	27.63	± 0.1	GWMP
D.O. (%)	N/A	100%	23.64	± 10%	NA
ORP (mV)	228.0	228.0	27.47	± 10	EPA 2023

	Standard	Calibration Value	Acceptance Criteria	Reference
Turbidity (NTU)	0	0	± 10% of standard	EPA 2023
	1	1		
	10	10		
	—	—		

Calibration Check					
Time Start 1520		Time Finish 1538			
Parameter	Standard	Calibration Value	Calibration Solution Temperature (°C)	Acceptance Criteria	Reference
Specific Conductance (µS/cm)	4,490	4490	28.71	± 10% of standard	EPA 2023
pH (SU)	4.00	4.00	28.86	± 0.1	GWMP
pH (SU)	7.00	7.00	28.53	± 0.1	GWMP
pH (SU)	10.00	10.00	28.15	± 0.1	GWMP

	Standard	Calibration Value	Acceptance Criteria	Reference
Turbidity (NTU)	0	0	± 10% of standard	EPA 2023
	1	1		
	10	10		
	—	—		

Notes:

Site Name: Plant Hammond

Calibrated By: [illegible]

Field Instrumentation Calibration Form

Date: 8/8/2024

Field Conditions: Clear 80°

Instrument	Manufactuer/ Model	Serial Number
Water Quality Meter	[illegible]	8821189
Turbidity Meter	[illegible]	3123

Calibration Standard Information				
Parameter	Standard	Lot #	Date of Expiration	Brand
Specific Conductance (µS/cm)	4,490	24605593	11/24	Insitu
pH (SU)	4.00	↓	↓	↓
pH (SU)	7.00	24[illegible]517	12/24	
pH (SU)	10.00	24[illegible]5	12/24	
D.O. (%)	N/A	—	—	
ORP (mV)	228.0	24006903	12/24	

Calibration					
Time Start	07:15 (JT)		Time Finish	0810 (JT)	
Parameter	Standard	Calibration Value	Calibration Solution Temperature (°C)	Acceptance Criteria	Reference
Specific Conductance (µS/cm)	4,490	4490	27.53	± 10% of standard	EPA 2023
pH (SU)	4.00	4.0	27.57	± 0.1	GWMP
pH (SU)	7.00	7.0	27.57	± 0.1	GWMP
pH (SU)	10.00	10.00	27.53	± 0.1	GWMP
D.O. (%)	N/A	100	26.06	± 10%	NA
ORP (mV)	228.0	228	27.47	± 10	EPA 2023

	Standard	Calibration Value	Acceptance Criteria	Reference
Turbidity (NTU)	0	0	± 10% of standard	EPA 2023
	1	1.03		
	10	10.07		
	—	—		

Calibration Check					
Time Start	12:10 (JT)		Time Finish	12:25 (JT)	
Parameter	Standard	Calibration Value	Calibration Solution Temperature (°C)	Acceptance Criteria	Reference
Specific Conductance (µS/cm)	4,490	4490	29.51	± 10% of standard	EPA 2023
pH (SU)	4.00	4	29.31	± 0.1	GWMP
pH (SU)	7.00	7	29.72	± 0.1	GWMP
pH (SU)	10.00	10	28.99	± 0.1	GWMP

	Standard	Calibration Value	Acceptance Criteria	Reference
Turbidity (NTU)	0	0	± 10% of standard	EPA 2023
	1	1.03		
	10	9.97		
	—	—		

Notes:

Site Name: Plant Hammon

Calibrated By: C. Cain

Field Instrumentation Calibration Form

Date: 8/8/24

Field Conditions: Sunny 78°

Instrument	Manufactuer/ Model	Serial Number
Water Quality Meter	In-situ	10802993
Turbidity Meter	Lamotte 2020t	4123-2623

Calibration Standard Information				
Parameter	Standard	Lot #	Date of Expiration	Brand
Specific Conductance (µS/cm)	4,490	24005593	12/24	In-situ
pH (SU)	4.00	↓	↓	↓
pH (SU)	7.00	24004517	11/24	
pH (SU)	10.00	24000085	11/24	
D.O. (%)	N/A		12/24	
ORP (mV)	228.0	24006903	12/24	

Calibration					
Time Start 07:20 (ET)		Time Finish 07:40 (ET)			
Parameter	Standard	Calibration Value	Calibration Solution Temperature (°C)	Acceptance Criteria	Reference
Specific Conductance (µS/cm)	4,490	4490	22.97	± 10% of standard	EPA 2023
pH (SU)	4.00	4.0	23.32	± 0.1	GWMP
pH (SU)	7.00	7.0	23.49	± 0.1	GWMP
pH (SU)	10.00	10.00	23.54	± 0.1	GWMP
D.O. (%)	N/A	100%	23.21	± 10%	NA
ORP (mV)	228.0	228	23.41	± 10	EPA 2023

	Standard	Calibration Value	Acceptance Criteria	Reference
Turbidity (NTU)	0	0.02	± 10% of standard	EPA 2023
	1	0.97		
	10	9.94		

Calibration Check					
Time Start 15:30 (ET)		Time Finish 15:50 (ET)			
Parameter	Standard	Calibration Value	Calibration Solution Temperature (°C)	Acceptance Criteria	Reference
Specific Conductance (µS/cm)	4,490	4492	32.02	± 10% of standard	EPA 2023
pH (SU)	4.00	3.98	32.02	± 0.1	GWMP
pH (SU)	7.00	7.01	33.17	± 0.1	GWMP
pH (SU)	10.00	10.00	33.43	± 0.1	GWMP

	Standard	Calibration Value	Acceptance Criteria	Reference
Turbidity (NTU)	0	0.01	± 10% of standard	EPA 2023
	1	1.00		
	10	10.02		

Notes:

APPENDIX D

Statistical Analysis Reports

February 2024

GROUNDWATER STATS CONSULTING

August 30, 2024

Southern Company Services
Attn: Ms. Kristen Jurinko
241 Ralph McGill Blvd NE, Bin 10160
Atlanta, Georgia 30308

Re: Plant Hammond Ash Pond 1 (AP-1)
Statistical Analysis – February 2024 Sample Event

Dear Ms. Jurinko,

Groundwater Stats Consulting, formerly the statistical consulting division of Sanitas Technologies, is pleased to provide the February 2024 Semi-Annual Groundwater Detection and Assessment Monitoring statistical summary of groundwater data for Georgia Power Company's Plant Hammond AP-1. The analysis complies with the federal rule for the Disposal of Coal Combustion Residuals from Electric Utilities (CCR Rule, 2015), the Georgia Environmental Protection Division (EPD) Rules for Solid Waste Management Chapter 391-3-4-.10 and follows the United States Environmental Protection Agency (USEPA) Unified Guidance (2009).

Sampling began for the Coal Combustion Residuals (CCR) program in 2016, and at least 8 background samples have been collected at each of the upgradient and downgradient groundwater monitoring wells. The monitoring well network, as provided by Southern Company Services, consists of the following:

- **Upgradient wells:** HGWA-1, HGWA-2, HGWA-3, HGWA-43D, and HGWA-44D
- **Downgradient wells:** HGWC-7, HGWC-8, HGWC-9, HGWC-10, HGWC-11, HGWC-12, and HGWC-13
- **Assessment wells:** MW-5, MW-6, MW-7, MW-19, MW-20, MW-24D, MW-25D, MW-26D, MW-27D, MW-28D, and MW-29

Sampling at upgradient wells HGWA-43D and HGWA-44D began in September 2020 and all data from these wells are included in construction of interwell statistical limits.

Sampling at assessment wells began in March 2019 and data from these wells are plotted on the time series graphs and box plots, and are evaluated for Appendix IV constituents using confidence intervals which require a minimum sample size of n=4.

Note that observations from a non-routine sample event in July 2023 for wells HGWC-8 and HGWC-13 were provided and are evaluated during this analysis.

Data were sent electronically to Groundwater Stats Consulting, and the statistical analysis was reviewed by Andrew Collins, Project Manager of Groundwater Stats Consulting. The statistical analysis was performed according to the groundwater screening that was performed in April 2018 by GSC and approved by Dr. Cameron, PhD Statistician with MacStat Consulting and primary author of the USEPA Unified Guidance (2009).

The CCR program consists of the constituents listed below. The terms "parameters" and "constituents" are used interchangeably.

- **Appendix III** (Detection Monitoring) **-** boron, calcium, chloride, fluoride, pH, sulfate, and TDS
- **Appendix IV** (Assessment Monitoring) **–** antimony, arsenic, barium, beryllium, cadmium, chromium, cobalt, combined radium 226 + 228, fluoride, lead, lithium, mercury, molybdenum, selenium, and thallium

Note that when there are no detections present in downgradient wells for a given constituent, statistical analyses are not required. A summary of Appendix IV downgradient and assessment well/constituent pairs with 100% non-detects follows this letter.

For all constituents, a substitution of the most recent reporting limit is used for non-detect data. In the cases of lithium, historical reporting limits vary among the wells. Therefore, the reporting limits of 0.030 mg/L, respectively, were substituted across all wells, which is the most recent reporting limit provided by the laboratory. Note that due to elevated historic reporting limits, the current reporting limit for arsenic of 0.005 mg/L was substituted across all wells in order to maintain statistical limits that are conservative from a regulatory perspective.

Time series plots for Appendix III and IV parameters at all wells are provided for the purpose of screening data at these wells (Figure A). Additionally, a separate section of box plots is included for all constituents at upgradient and downgradient wells (Figure B). The time series plots are used to initially screen for suspected outliers and trends, while the box plots provide visual representation of variation within individual wells and between all wells. Values in background which have been flagged as outliers may be seen in a

lighter font and as a disconnected symbol on the graphs. No values were flagged as outliers (Figure C).

In earlier analyses, data at all wells were evaluated for the following: 1) outliers; 2) trends; 3) most appropriate statistical method for Appendix III parameters based on site characteristics of groundwater data upgradient of the facility; and 4) eligibility of downgradient wells when intrawell statistical methods are recommended. Power curves were provided with the previous screening to demonstrate that the selected statistical methods for Appendix III parameters comply with the USEPA Unified Guidance. The EPA suggests the selected statistical method should provide at least 55% power at 3 standard deviations or at least 80% power at 4 standard deviations.

Statistical Methods – Appendix III Parameters

The following Appendix III parameters are evaluated using interwell prediction limits combined with a 1-of-2 resample plan: boron, calcium, chloride, fluoride, pH, sulfate, and TDS.

Parametric prediction limits are utilized when the screened historical data follow a normal or transformed-normal distribution. When data cannot be normalized or the majority of data are non-detects, a nonparametric test is utilized. While the false positive rate associated with the parametric limits is based on an annual 10% (5% per semi-annual event) as recommended by the EPA Unified Guidance (2009), the false positive rate associated with the nonparametric limits is dependent upon the available background sample size, number of future comparisons, and verification resample plan. The distribution of data is tested using the Shapiro-Wilk/Shapiro-Francia test for normality. After testing for normality and performing any adjustments as discussed below (US EPA, 2009), data are analyzed using either parametric or non-parametric prediction limits.

- No statistical analyses are required on wells and analytes containing 100% non-detects (USEPA Unified Guidance, 2009, Chapter 6).
- When data contain <15% non-detects, simple substitution of one-half the reporting limit is utilized in the statistical analysis. The reporting limit utilized for non-detects is the most recent practical quantification limit (PQL) as reported by the laboratory.
- When data contain between 15-50% non-detects, the Kaplan-Meier non-detect adjustment is applied to the background data for parametric limit. This technique adjusts the mean and standard deviation of the historical concentrations to account for concentrations below the reporting limit.

- Nonparametric prediction limits are used on data containing greater than 50% non-detects.

Note that values shown on data pages reflect raw data and any non-detects that have been substituted with one-half of the reporting limit will be shown as the original reporting limit.

Natural systems continuously evolve due to physical changes made to the environment. Examples include capping a landfill, paving areas near a well, or lining a drainage channel to prevent erosion. Periodic updating of background statistical limits is necessary to accommodate these types of changes. In the interwell case, prediction limits are updated with upgradient well data during each event after careful screening for any new outliers. In some cases, an earlier portion of data may require deselection prior to construction of limits to provide sensitive limits that will rapidly detect changes in groundwater quality. Even though the data are excluded from the calculation, the values will continue to be reported and shown in tables and graphs. When this step is required a summary of any adjusted records will be provided. No records were adjusted at this time.

Statistical Analysis of Appendix III Parameters – February 2024

All Appendix III parameters were analyzed using interwell prediction limits. Background (upgradient) well data were reassessed for potential outliers during this analysis. No new values were flagged as shown in the outlier summary following this report (Figure C).

Interwell Prediction Limits

Interwell prediction limits, combined with a 1-of-2 resample plan, were constructed for Appendix III parameters using all historical upgradient well data through February 2024 (Figure D). Interwell prediction limits pool upgradient well data to establish a background limit for an individual constituent. The February 2024 sample from each downgradient well is compared to the background limit to determine whether initial exceedances are present.

In the event of an initial exceedance of compliance well data, the 1-of-2 resample plan allows for collection of one additional sample to determine whether the initial exceedance is confirmed. When a resample confirms the initial exceedance, a statistically significant increase (SSI) is identified and further research would be required to identify the cause of the exceedance (i.e., impact from the site, natural variation, or an off-site source). If the resample falls within the statistical limit, the initial exceedance is considered to be a false

positive result and, therefore, no exceedance is noted and no further action is necessary. If no resample is collected, the original result is considered a confirmed exceedance.

When the February 2024 compliance data from downgradient wells were compared to interwell prediction limits, exceedances were identified for the following well/constituent pairs:

- Boron: HGWC-11, HGWC-12, HGWC-13, HGWC-7, HGWC-8, and HGWC-9
- Calcium: HGWC-12, HGWC-13, and HGWC-9
- Chloride: HGWC-9
- Sulfate: HGWC-11, HGWC-12, HGWC-13, HGWC-7, HGWC-8, and HGWC-9
- TDS: HGWC-12, HGWC-13, and HGWC-9

A summary table of these findings is provided along with the prediction limits.

<u>July 2023 Non-Routine Event – Wells HGWC-8 and HGWC-13</u>

As mentioned above, data from the July 2023 non-routine sample event were provided and analyzed with interwell prediction limits using pooled upgradient well data through the January 2023 (Figure D). Exceedances were identified for the following well/constituent pairs:

- Boron: HGWC-8 and HGWC-13
- Calcium: HGWC-13
- Chloride: HGWC-8
- Sulfate: HGWC-8 and HGWC-13
- TDS: HGWC-13

<u>Trend Test Evaluation – Appendix III</u>

When prediction limit exceedances are identified in downgradient wells, data are further evaluated using the Sen's Slope/Mann Kendall trend test to determine whether concentrations are statistically increasing, decreasing, or stable at the 99% confidence level (Figure E). Upgradient well data are included in the trend analyses for all parameters found to exceed their prediction limit in downgradient wells to identify whether similar patterns exist upgradient of the site. Upgradient trends are an indication of variability in groundwater unrelated to practices at the site. A summary of the trend test results follows

this letter. Statistically significant trends were noted for the following well/constituent pairs:

Increasing trends:

- Boron: HGWA-2 and HGWA-44D (both upgradient)
- Calcium: HGWA-2 and HGWA-3 (both upgradient)
- Chloride: HGWA-44D (upgradient)
- Sulfate: HGWA-2 (upgradient)

Decreasing trends:

- Boron: HGWA-43D (upgradient), HGWC-11, HGWC-12, and HGWC-13
- Chloride: HGWA-3 (upgradient) and HGWC-9
- Sulfate: HGWA-43D (upgradient)
- TDS: HGWC-12

Statistical Methods – Appendix IV Parameters

Appendix IV parameters are evaluated by statistically comparing the mean or median of each downgradient well/constituent pair against corresponding Groundwater Protection Standards (GWPS). The GWPS may be either regulatory (Maximum Contaminant Limits (MCL) or CCR rule-specified limits) or site-specific limits that are based on upgradient background groundwater quality. Site-specific background limits are determined using tolerance limits, and the comparison of downgradient means or medians to GWPS is performed using confidence intervals. The methods are described below.

Statistical Evaluation of Appendix IV Parameters – February 2024

For Appendix IV parameters, confidence intervals for each downgradient well/constituent pair were compared against corresponding Groundwater Protection Standards (GWPS). GWPS were developed as described below. Well/constituent pairs containing 100% non-detects do not require analyses.

Data from all wells for Appendix IV parameters are reassessed for outliers during each analysis. The most recent value for lithium at upgradient well HGWA-44D was flagged in order to maintain conservative limits from a regulatory perspective. A summary of flagged outliers follows this report (Figure C).

Interwell Upper Tolerance Limits

Interwell upper tolerance limits were used to calculate site-specific background limits from all available pooled upgradient well data through February 2024 for Appendix IV constituents (Figure F). Parametric tolerance limits are calculated, with a target of 95% confidence and 95% coverage, when data follow a normal or transformed-normal distribution. When data contained greater than 50% non-detects or did not follow a normal or transformed-normal distribution, non-parametric tolerance limits were used. As mentioned above, a reporting limit of 0.005 mg/L was substituted for arsenic and a reporting limit of 0.030 mg/L was substituted for lithium.

Groundwater Protection Standards

The background limits were then used when determining the groundwater protection standard (GWPS) under 40 CFR §257.95(h) and Georgia EPD Rule 391-3-4-.10(6)(a). On July 30, 2018, US EPA revised the Federal CCR rule updating GWPS for cobalt, lead, lithium, and molybdenum as described above in 40 CFR §257.95(h)(2). Effective on February 22, 2022, Georgia EPD incorporated the updated GWPS into the current Georgia EPD Rules for Solid Waste Management 391-3-4-.10(6)(a). In accordance with the updated Rules, the GWPS is:

- The maximum contaminant level (MCL) established under §141.62 and §141.66 of this title
- Where an MCL has not been established for a constituent, Federal and State CCR Rules specify levels for cobalt (0.006 mg/L), lead (0.015 mg/L), lithium (0.040 mg/L), and molybdenum (0.100 mg/L)
- The respective background level for a constituent when the background level is higher than the MCL or Federal CCR Rule identified GWPS

Following Georgia EPD Rule requirements and the Federal CCR requirements, GWPS were established for statistical comparison of Appendix IV constituents for this sample event (Figure G).

Confidence Intervals

To complete the statistical comparison to GWPS, confidence intervals using data through February 2024 (including the July 2023 non-routine observations for HGWC-8 and HGWC-13) were constructed for each of the Appendix IV constituents in each downgradient well and assessment wells with 4 or more samples.

The Sanitas software was used to calculate the confidence intervals. These intervals were constructed as either parametric or nonparametric confidence intervals depending on the data distribution and percentage of non-detects. When data followed a normal or transformed-normal distribution, parametric confidence intervals were used for Appendix IV parameters. Nonparametric confidence intervals, which use the appropriate order statistics, depending on the sample size, as interval limits, were constructed when data did not follow a normal or transformed-normal distribution or when there were greater than 50% non-detects. The lower confidence limit, which is constructed with 99% confidence for parametric confidence intervals, is compared to the GWPS prepared as described above. The achievable confidence level associated with nonparametric confidence intervals is dependent upon the number samples available.

Confidence intervals were compared to the GWPS prepared as described above (Figure H). Only when the entire confidence interval is above a GWPS is the downgradient well/constituent pair considered to exceed its respective standard. If there is an exceedance of the GWPS, a statistically significant level (SSL) exceedance is identified. Summaries of the confidence interval results, along with graphical comparison against GWPS follow this letter. Exceedances were noted for the following well/constituent pairs:

- Arsenic: HGWC-13
- Molybdenum: HGWC-8

<u>Trend Test Evaluation – Appendix IV</u>

Data at wells with confidence interval exceedances are further evaluated using the Sen's Slope/Mann Kendall trend test at the 95% confidence level to determine whether concentrations are statistically increasing, decreasing, or stable (Figure I). Although the trend tests for Assessment monitoring pairs were previously evaluated using 99% confidence, the 95% confidence level more rapidly identifies statistically significant trends. Additionally, the 95% confidence level is recommended in cases with limited sample sizes and, particularly, for new assessment wells. Upgradient wells are included in the trend analyses to identify whether similar patterns exist upgradient of the site for the same constituents. When trends are present in upgradient wells, it is an indication of variability in groundwater quality unrelated to practices at the site. A summary of the Appendix IV trend test results follows this letter. Statistically significant trends were identified for the following well/constituent pairs:

Increasing trends:

- Arsenic: HGWC-13

Decreasing trends:

- Molybdenum: HGWA-43D (upgradient) and HGWC-8

Thank you for the opportunity to assist you in the statistical analysis of groundwater quality for Hammond AP-1. If you have any questions or comments, please feel free to contact us.

For Groundwater Stats Consulting,

Easton Rayner
Groundwater Analyst

Andrew T. Collins
Project Manager

100% Non-Detects: Appendix IV Downgradient & Assessment

Analysis Run 8/5/2024 10:09 AM View: Appendix IV
Plant Hammond Client: Southern Company Data: Hammond AP-1

Antimony (mg/L)
HGWC-12, MW-19, MW-20, MW-25D, MW-5

Arsenic (mg/L)
HGWC-10, MW-24D, MW-7

Beryllium (mg/L)
HGWC-10, HGWC-12, HGWC-9, MW-20, MW-24D, MW-25D, MW-26D, MW-27D, MW-29, MW-5, MW-6

Cadmium (mg/L)
HGWC-13, MW-20, MW-24D, MW-25D, MW-26D, MW-27D, MW-28D, MW-5, MW-6, MW-7

Cobalt (mg/L)
MW-25D, MW-5, MW-7

Lead (mg/L)
MW-25D

Lithium (mg/L)
HGWC-10, HGWC-11, MW-5, MW-6, MW-7

Mercury (mg/L)
HGWC-12, HGWC-7, HGWC-8, MW-19, MW-20, MW-24D, MW-26D, MW-27D, MW-28D, MW-5, MW-6, MW-7

Molybdenum (mg/L)
MW-20, MW-5

Selenium (mg/L)
HGWC-7, MW-20, MW-24D, MW-25D, MW-26D, MW-28D, MW-29

Thallium (mg/L)
HGWC-10, HGWC-7, HGWC-9, MW-20, MW-24D, MW-25D, MW-26D, MW-27D, MW-5, MW-7

Appendix III Interwell Prediction Limits - Significant Results

Plant Hammond Client: Southern Company Data: Hammond AP-1 Printed 4/17/2024, 2:36 PM

Constituent	Well	Upper Lim.	Lower Lim.	Date	Observ.	Sig.	Bg N	Bg Mean	Std. Dev.	%NDs	ND Adj.	Transform	Alpha	Method
Boron (mg/L)	**HGWC-11**	**0.55**	**n/a**	**2/15/2024**	**0.85**	**Yes**	**90**	**n/a**	**n/a**	**5.556**	**n/a**	**n/a**	**0.0002371**	**NP Inter (normality) 1 of 2**
Boron (mg/L)	**HGWC-12**	**0.55**	**n/a**	**2/15/2024**	**1.8**	**Yes**	**90**	**n/a**	**n/a**	**5.556**	**n/a**	**n/a**	**0.0002371**	**NP Inter (normality) 1 of 2**
Boron (mg/L)	**HGWC-13**	**0.55**	**n/a**	**2/16/2024**	**1**	**Yes**	**90**	**n/a**	**n/a**	**5.556**	**n/a**	**n/a**	**0.0002371**	**NP Inter (normality) 1 of 2**
Boron (mg/L)	**HGWC-7**	**0.55**	**n/a**	**2/14/2024**	**0.98**	**Yes**	**90**	**n/a**	**n/a**	**5.556**	**n/a**	**n/a**	**0.0002371**	**NP Inter (normality) 1 of 2**
Boron (mg/L)	**HGWC-8**	**0.55**	**n/a**	**2/14/2024**	**1.6**	**Yes**	**90**	**n/a**	**n/a**	**5.556**	**n/a**	**n/a**	**0.0002371**	**NP Inter (normality) 1 of 2**
Boron (mg/L)	**HGWC-9**	**0.55**	**n/a**	**2/15/2024**	**2.1**	**Yes**	**90**	**n/a**	**n/a**	**5.556**	**n/a**	**n/a**	**0.0002371**	**NP Inter (normality) 1 of 2**
Calcium (mg/L)	**HGWC-12**	**138**	**n/a**	**2/15/2024**	**171**	**Yes**	**90**	**n/a**	**n/a**	**0**	**n/a**	**n/a**	**0.0002371**	**NP Inter (normality) 1 of 2**
Calcium (mg/L)	**HGWC-13**	**138**	**n/a**	**2/16/2024**	**152**	**Yes**	**90**	**n/a**	**n/a**	**0**	**n/a**	**n/a**	**0.0002371**	**NP Inter (normality) 1 of 2**
Calcium (mg/L)	**HGWC-9**	**138**	**n/a**	**2/15/2024**	**148**	**Yes**	**90**	**n/a**	**n/a**	**0**	**n/a**	**n/a**	**0.0002371**	**NP Inter (normality) 1 of 2**
Chloride (mg/L)	**HGWC-9**	**44.8**	**n/a**	**2/15/2024**	**83.2**	**Yes**	**90**	**n/a**	**n/a**	**0**	**n/a**	**n/a**	**0.0002371**	**NP Inter (normality) 1 of 2**
Sulfate (mg/L)	**HGWC-11**	**93.9**	**n/a**	**2/15/2024**	**208**	**Yes**	**90**	**n/a**	**n/a**	**1.111**	**n/a**	**n/a**	**0.0002371**	**NP Inter (normality) 1 of 2**
Sulfate (mg/L)	**HGWC-12**	**93.9**	**n/a**	**2/15/2024**	**240**	**Yes**	**90**	**n/a**	**n/a**	**1.111**	**n/a**	**n/a**	**0.0002371**	**NP Inter (normality) 1 of 2**
Sulfate (mg/L)	**HGWC-13**	**93.9**	**n/a**	**2/16/2024**	**285**	**Yes**	**90**	**n/a**	**n/a**	**1.111**	**n/a**	**n/a**	**0.0002371**	**NP Inter (normality) 1 of 2**
Sulfate (mg/L)	**HGWC-7**	**93.9**	**n/a**	**2/14/2024**	**102**	**Yes**	**90**	**n/a**	**n/a**	**1.111**	**n/a**	**n/a**	**0.0002371**	**NP Inter (normality) 1 of 2**
Sulfate (mg/L)	**HGWC-8**	**93.9**	**n/a**	**2/14/2024**	**137**	**Yes**	**90**	**n/a**	**n/a**	**1.111**	**n/a**	**n/a**	**0.0002371**	**NP Inter (normality) 1 of 2**
Sulfate (mg/L)	**HGWC-9**	**93.9**	**n/a**	**2/15/2024**	**199**	**Yes**	**90**	**n/a**	**n/a**	**1.111**	**n/a**	**n/a**	**0.0002371**	**NP Inter (normality) 1 of 2**
Total Dissolved Solids (mg/L)	**HGWC-12**	**632**	**n/a**	**2/15/2024**	**660**	**Yes**	**90**	**n/a**	**n/a**	**0**	**n/a**	**n/a**	**0.0002371**	**NP Inter (normality) 1 of 2**
Total Dissolved Solids (mg/L)	**HGWC-13**	**632**	**n/a**	**2/16/2024**	**666**	**Yes**	**90**	**n/a**	**n/a**	**0**	**n/a**	**n/a**	**0.0002371**	**NP Inter (normality) 1 of 2**
Total Dissolved Solids (mg/L)	**HGWC-9**	**632**	**n/a**	**2/15/2024**	**663**	**Yes**	**90**	**n/a**	**n/a**	**0**	**n/a**	**n/a**	**0.0002371**	**NP Inter (normality) 1 of 2**

Appendix III Interwell Prediction Limits - All Results

Plant Hammond Client: Southern Company Data: Hammond AP-1 Printed 4/17/2024, 2:36 PM

Constituent	Well	Upper Lim.	Lower Lim.	Date	Observ.	Sig.	Bg N	Bg Mean	Std. Dev.	%NDs	ND Adj.	Transform	Alpha	Method
Boron (mg/L)	HGWC-10	0.55	n/a	2/15/2024	0.089	No	90	n/a	n/a	5.556	n/a	n/a	0.0002371	NP Inter (normality) 1 of 2
Boron (mg/L)	**HGWC-11**	**0.55**	**n/a**	**2/15/2024**	**0.85**	**Yes**	**90**	**n/a**	**n/a**	**5.556**	**n/a**	**n/a**	**0.0002371**	**NP Inter (normality) 1 of 2**
Boron (mg/L)	**HGWC-12**	**0.55**	**n/a**	**2/15/2024**	**1.8**	**Yes**	**90**	**n/a**	**n/a**	**5.556**	**n/a**	**n/a**	**0.0002371**	**NP Inter (normality) 1 of 2**
Boron (mg/L)	**HGWC-13**	**0.55**	**n/a**	**2/16/2024**	**1**	**Yes**	**90**	**n/a**	**n/a**	**5.556**	**n/a**	**n/a**	**0.0002371**	**NP Inter (normality) 1 of 2**
Boron (mg/L)	**HGWC-7**	**0.55**	**n/a**	**2/14/2024**	**0.98**	**Yes**	**90**	**n/a**	**n/a**	**5.556**	**n/a**	**n/a**	**0.0002371**	**NP Inter (normality) 1 of 2**
Boron (mg/L)	**HGWC-8**	**0.55**	**n/a**	**2/14/2024**	**1.6**	**Yes**	**90**	**n/a**	**n/a**	**5.556**	**n/a**	**n/a**	**0.0002371**	**NP Inter (normality) 1 of 2**
Boron (mg/L)	**HGWC-9**	**0.55**	**n/a**	**2/15/2024**	**2.1**	**Yes**	**90**	**n/a**	**n/a**	**5.556**	**n/a**	**n/a**	**0.0002371**	**NP Inter (normality) 1 of 2**
Calcium (mg/L)	HGWC-10	138	n/a	2/15/2024	68.4	No	90	n/a	n/a	0	n/a	n/a	0.0002371	NP Inter (normality) 1 of 2
Calcium (mg/L)	HGWC-11	138	n/a	2/15/2024	125	No	90	n/a	n/a	0	n/a	n/a	0.0002371	NP Inter (normality) 1 of 2
Calcium (mg/L)	**HGWC-12**	**138**	**n/a**	**2/15/2024**	**171**	**Yes**	**90**	**n/a**	**n/a**	**0**	**n/a**	**n/a**	**0.0002371**	**NP Inter (normality) 1 of 2**
Calcium (mg/L)	**HGWC-13**	**138**	**n/a**	**2/16/2024**	**152**	**Yes**	**90**	**n/a**	**n/a**	**0**	**n/a**	**n/a**	**0.0002371**	**NP Inter (normality) 1 of 2**
Calcium (mg/L)	HGWC-7	138	n/a	2/14/2024	109	No	90	n/a	n/a	0	n/a	n/a	0.0002371	NP Inter (normality) 1 of 2
Calcium (mg/L)	HGWC-8	138	n/a	2/14/2024	96.2	No	90	n/a	n/a	0	n/a	n/a	0.0002371	NP Inter (normality) 1 of 2
Calcium (mg/L)	**HGWC-9**	**138**	**n/a**	**2/15/2024**	**148**	**Yes**	**90**	**n/a**	**n/a**	**0**	**n/a**	**n/a**	**0.0002371**	**NP Inter (normality) 1 of 2**
Chloride (mg/L)	HGWC-10	44.8	n/a	2/15/2024	2.6	No	90	n/a	n/a	0	n/a	n/a	0.0002371	NP Inter (normality) 1 of 2
Chloride (mg/L)	HGWC-11	44.8	n/a	2/15/2024	14.5	No	90	n/a	n/a	0	n/a	n/a	0.0002371	NP Inter (normality) 1 of 2
Chloride (mg/L)	HGWC-12	44.8	n/a	2/15/2024	37.7	No	90	n/a	n/a	0	n/a	n/a	0.0002371	NP Inter (normality) 1 of 2
Chloride (mg/L)	HGWC-13	44.8	n/a	2/16/2024	16.7	No	90	n/a	n/a	0	n/a	n/a	0.0002371	NP Inter (normality) 1 of 2
Chloride (mg/L)	HGWC-7	44.8	n/a	2/14/2024	35.8	No	90	n/a	n/a	0	n/a	n/a	0.0002371	NP Inter (normality) 1 of 2
Chloride (mg/L)	HGWC-8	44.8	n/a	2/14/2024	32.9	No	90	n/a	n/a	0	n/a	n/a	0.0002371	NP Inter (normality) 1 of 2
Chloride (mg/L)	**HGWC-9**	**44.8**	**n/a**	**2/15/2024**	**83.2**	**Yes**	**90**	**n/a**	**n/a**	**0**	**n/a**	**n/a**	**0.0002371**	**NP Inter (normality) 1 of 2**
Fluoride (mg/L)	HGWC-10	1.5	n/a	2/15/2024	0.12	No	104	n/a	n/a	26.92	n/a	n/a	0.0001813	NP Inter (normality) 1 of 2
Fluoride (mg/L)	HGWC-11	1.5	n/a	2/15/2024	0.21	No	104	n/a	n/a	26.92	n/a	n/a	0.0001813	NP Inter (normality) 1 of 2
Fluoride (mg/L)	HGWC-12	1.5	n/a	2/15/2024	0.19	No	104	n/a	n/a	26.92	n/a	n/a	0.0001813	NP Inter (normality) 1 of 2
Fluoride (mg/L)	HGWC-13	1.5	n/a	2/16/2024	0.33	No	104	n/a	n/a	26.92	n/a	n/a	0.0001813	NP Inter (normality) 1 of 2
Fluoride (mg/L)	HGWC-7	1.5	n/a	2/14/2024	0.081J	No	104	n/a	n/a	26.92	n/a	n/a	0.0001813	NP Inter (normality) 1 of 2
Fluoride (mg/L)	HGWC-8	1.5	n/a	2/14/2024	0.3	No	104	n/a	n/a	26.92	n/a	n/a	0.0001813	NP Inter (normality) 1 of 2
Fluoride (mg/L)	HGWC-9	1.5	n/a	2/15/2024	0.087J	No	104	n/a	n/a	26.92	n/a	n/a	0.0001813	NP Inter (normality) 1 of 2
pH, Field (SU)	HGWC-10	8.25	4.9	2/15/2024	6.93	No	99	n/a	n/a	0	n/a	n/a	0.0003947	NP Inter (normality) 1 of 2
pH, Field (SU)	HGWC-11	8.25	4.9	2/15/2024	6.36	No	99	n/a	n/a	0	n/a	n/a	0.0003947	NP Inter (normality) 1 of 2
pH, Field (SU)	HGWC-12	8.25	4.9	2/15/2024	7.02	No	99	n/a	n/a	0	n/a	n/a	0.0003947	NP Inter (normality) 1 of 2
pH, Field (SU)	HGWC-13	8.25	4.9	2/16/2024	6.9	No	99	n/a	n/a	0	n/a	n/a	0.0003947	NP Inter (normality) 1 of 2
pH, Field (SU)	HGWC-7	8.25	4.9	2/14/2024	7.3	No	99	n/a	n/a	0	n/a	n/a	0.0003947	NP Inter (normality) 1 of 2
pH, Field (SU)	HGWC-8	8.25	4.9	2/14/2024	6.66	No	99	n/a	n/a	0	n/a	n/a	0.0003947	NP Inter (normality) 1 of 2
pH, Field (SU)	HGWC-9	8.25	4.9	2/15/2024	6.82	No	99	n/a	n/a	0	n/a	n/a	0.0003947	NP Inter (normality) 1 of 2
Sulfate (mg/L)	HGWC-10	93.9	n/a	2/15/2024	51.2	No	90	n/a	n/a	1.111	n/a	n/a	0.0002371	NP Inter (normality) 1 of 2
Sulfate (mg/L)	**HGWC-11**	**93.9**	**n/a**	**2/15/2024**	**208**	**Yes**	**90**	**n/a**	**n/a**	**1.111**	**n/a**	**n/a**	**0.0002371**	**NP Inter (normality) 1 of 2**
Sulfate (mg/L)	**HGWC-12**	**93.9**	**n/a**	**2/15/2024**	**240**	**Yes**	**90**	**n/a**	**n/a**	**1.111**	**n/a**	**n/a**	**0.0002371**	**NP Inter (normality) 1 of 2**
Sulfate (mg/L)	**HGWC-13**	**93.9**	**n/a**	**2/16/2024**	**285**	**Yes**	**90**	**n/a**	**n/a**	**1.111**	**n/a**	**n/a**	**0.0002371**	**NP Inter (normality) 1 of 2**
Sulfate (mg/L)	**HGWC-7**	**93.9**	**n/a**	**2/14/2024**	**102**	**Yes**	**90**	**n/a**	**n/a**	**1.111**	**n/a**	**n/a**	**0.0002371**	**NP Inter (normality) 1 of 2**
Sulfate (mg/L)	**HGWC-8**	**93.9**	**n/a**	**2/14/2024**	**137**	**Yes**	**90**	**n/a**	**n/a**	**1.111**	**n/a**	**n/a**	**0.0002371**	**NP Inter (normality) 1 of 2**
Sulfate (mg/L)	**HGWC-9**	**93.9**	**n/a**	**2/15/2024**	**199**	**Yes**	**90**	**n/a**	**n/a**	**1.111**	**n/a**	**n/a**	**0.0002371**	**NP Inter (normality) 1 of 2**
Total Dissolved Solids (mg/L)	HGWC-10	632	n/a	2/15/2024	229	No	90	n/a	n/a	0	n/a	n/a	0.0002371	NP Inter (normality) 1 of 2
Total Dissolved Solids (mg/L)	HGWC-11	632	n/a	2/15/2024	491	No	90	n/a	n/a	0	n/a	n/a	0.0002371	NP Inter (normality) 1 of 2
Total Dissolved Solids (mg/L)	**HGWC-12**	**632**	**n/a**	**2/15/2024**	**660**	**Yes**	**90**	**n/a**	**n/a**	**0**	**n/a**	**n/a**	**0.0002371**	**NP Inter (normality) 1 of 2**
Total Dissolved Solids (mg/L)	**HGWC-13**	**632**	**n/a**	**2/16/2024**	**666**	**Yes**	**90**	**n/a**	**n/a**	**0**	**n/a**	**n/a**	**0.0002371**	**NP Inter (normality) 1 of 2**
Total Dissolved Solids (mg/L)	HGWC-7	632	n/a	2/14/2024	440	No	90	n/a	n/a	0	n/a	n/a	0.0002371	NP Inter (normality) 1 of 2
Total Dissolved Solids (mg/L)	HGWC-8	632	n/a	2/14/2024	407	No	90	n/a	n/a	0	n/a	n/a	0.0002371	NP Inter (normality) 1 of 2
Total Dissolved Solids (mg/L)	**HGWC-9**	**632**	**n/a**	**2/15/2024**	**663**	**Yes**	**90**	**n/a**	**n/a**	**0**	**n/a**	**n/a**	**0.0002371**	**NP Inter (normality) 1 of 2**

Appendix III Interwell Prediction Limits - July 2023 Non-Routine - Significant Results

Plant Hammond Client: Southern Company Data: Hammond AP-1 Printed 8/5/2024, 10:08 AM

Constituent	Well	Upper Lim.	Lower Lim.	Date	Observ.	Sig.	Bg N	Bg Mean	Std. Dev.	%NDs	ND Adj.	Transform	Alpha	Method
Boron (mg/L)	**HGWC-13**	**0.44**	**n/a**	**7/17/2023**	**1**	**Yes**	**80**	**n/a**	**n/a**	**5**	**n/a**	**n/a**	**0.0002983**	**NP Inter (normality) 1 of 2**
Boron (mg/L)	**HGWC-8**	**0.44**	**n/a**	**7/13/2023**	**2**	**Yes**	**80**	**n/a**	**n/a**	**5**	**n/a**	**n/a**	**0.0002983**	**NP Inter (normality) 1 of 2**
Calcium (mg/L)	**HGWC-13**	**138**	**n/a**	**7/17/2023**	**179**	**Yes**	**80**	**n/a**	**n/a**	**0**	**n/a**	**n/a**	**0.0002983**	**NP Inter (normality) 1 of 2**
Chloride (mg/L)	**HGWC-8**	**44.8**	**n/a**	**7/13/2023**	**47.9**	**Yes**	**80**	**n/a**	**n/a**	**0**	**n/a**	**n/a**	**0.0002983**	**NP Inter (normality) 1 of 2**
Sulfate (mg/L)	**HGWC-13**	**88.2**	**n/a**	**7/17/2023**	**393**	**Yes**	**80**	**n/a**	**n/a**	**1.25**	**n/a**	**n/a**	**0.0002983**	**NP Inter (normality) 1 of 2**
Sulfate (mg/L)	**HGWC-8**	**88.2**	**n/a**	**7/13/2023**	**163**	**Yes**	**80**	**n/a**	**n/a**	**1.25**	**n/a**	**n/a**	**0.0002983**	**NP Inter (normality) 1 of 2**
Total Dissolved Solids (mg/L)	**HGWC-13**	**632**	**n/a**	**7/17/2023**	**817**	**Yes**	**80**	**n/a**	**n/a**	**0**	**n/a**	**n/a**	**0.0002983**	**NP Inter (normality) 1 of 2**

Appendix III Interwell Prediction Limits - July 2023 Non-Routine - All Results

Plant Hammond Client: Southern Company Data: Hammond AP-1 Printed 8/5/2024, 10:08 AM

Constituent	Well	Upper Lim.	Lower Lim.	Date	Observ.	Sig.	Bg N	Bg Mean	Std. Dev.	%NDs	ND Adj.	Transform	Alpha	Method
Boron (mg/L)	**HGWC-13**	**0.44**	**n/a**	**7/17/2023**	**1**	**Yes**	**80**	**n/a**	**n/a**	**5**	**n/a**	**n/a**	**0.0002983**	**NP Inter (normality) 1 of 2**
Boron (mg/L)	**HGWC-8**	**0.44**	**n/a**	**7/13/2023**	**2**	**Yes**	**80**	**n/a**	**n/a**	**5**	**n/a**	**n/a**	**0.0002983**	**NP Inter (normality) 1 of 2**
Calcium (mg/L)	**HGWC-13**	**138**	**n/a**	**7/17/2023**	**179**	**Yes**	**80**	**n/a**	**n/a**	**0**	**n/a**	**n/a**	**0.0002983**	**NP Inter (normality) 1 of 2**
Calcium (mg/L)	HGWC-8	138	n/a	7/13/2023	107	No	80	n/a	n/a	0	n/a	n/a	0.0002983	NP Inter (normality) 1 of 2
Chloride (mg/L)	HGWC-13	44.8	n/a	7/17/2023	17.8	No	80	n/a	n/a	0	n/a	n/a	0.0002983	NP Inter (normality) 1 of 2
Chloride (mg/L)	**HGWC-8**	**44.8**	**n/a**	**7/13/2023**	**47.9**	**Yes**	**80**	**n/a**	**n/a**	**0**	**n/a**	**n/a**	**0.0002983**	**NP Inter (normality) 1 of 2**
Fluoride (mg/L)	HGWC-13	1.3	n/a	7/17/2023	0.32	No	94	n/a	n/a	28.72	n/a	n/a	0.0002194	NP Inter (normality) 1 of 2
Fluoride (mg/L)	HGWC-8	1.3	n/a	7/13/2023	0.49	No	94	n/a	n/a	28.72	n/a	n/a	0.0002194	NP Inter (normality) 1 of 2
pH, Field (SU)	HGWC-13	8.25	4.9	7/17/2023	6.67	No	89	n/a	n/a	0	n/a	n/a	0.0004864	NP Inter (normality) 1 of 2
pH, Field (SU)	HGWC-8	8.25	4.9	7/13/2023	6.65	No	89	n/a	n/a	0	n/a	n/a	0.0004864	NP Inter (normality) 1 of 2
Sulfate (mg/L)	**HGWC-13**	**88.2**	**n/a**	**7/17/2023**	**393**	**Yes**	**80**	**n/a**	**n/a**	**1.25**	**n/a**	**n/a**	**0.0002983**	**NP Inter (normality) 1 of 2**
Sulfate (mg/L)	**HGWC-8**	**88.2**	**n/a**	**7/13/2023**	**163**	**Yes**	**80**	**n/a**	**n/a**	**1.25**	**n/a**	**n/a**	**0.0002983**	**NP Inter (normality) 1 of 2**
Total Dissolved Solids (mg/L)	**HGWC-13**	**632**	**n/a**	**7/17/2023**	**817**	**Yes**	**80**	**n/a**	**n/a**	**0**	**n/a**	**n/a**	**0.0002983**	**NP Inter (normality) 1 of 2**
Total Dissolved Solids (mg/L)	HGWC-8	632	n/a	7/13/2023	513	No	80	n/a	n/a	0	n/a	n/a	0.0002983	NP Inter (normality) 1 of 2

Appendix III Trend Tests - Significant Results

Plant Hammond Client: Southern Company Data: Hammond AP-1 Printed 8/5/2024, 10:22 AM

Constituent	Well	Slope	Calc.	Critical	Sig.	N	%NDs	Normality	Alpha	Method
Boron (mg/L)	**HGWA-2 (bg)**	**0.002545**	**157**	**92**	**Yes**	**22**	**0**	**n/a**	**0.01**	**NP**
Boron (mg/L)	**HGWA-43D (bg)**	**-0.007036**	**-40**	**-34**	**Yes**	**11**	**0**	**n/a**	**0.01**	**NP**
Boron (mg/L)	**HGWA-44D (bg)**	**0.06801**	**37**	**34**	**Yes**	**11**	**0**	**n/a**	**0.01**	**NP**
Boron (mg/L)	**HGWC-11**	**-0.1441**	**-93**	**-92**	**Yes**	**22**	**0**	**n/a**	**0.01**	**NP**
Boron (mg/L)	**HGWC-12**	**-0.1623**	**-127**	**-92**	**Yes**	**22**	**0**	**n/a**	**0.01**	**NP**
Boron (mg/L)	**HGWC-13**	**-0.1955**	**-148**	**-98**	**Yes**	**23**	**0**	**n/a**	**0.01**	**NP**
Calcium (mg/L)	**HGWA-2 (bg)**	**1.322**	**101**	**92**	**Yes**	**22**	**0**	**n/a**	**0.01**	**NP**
Calcium (mg/L)	**HGWA-3 (bg)**	**1.942**	**124**	**98**	**Yes**	**23**	**0**	**n/a**	**0.01**	**NP**
Chloride (mg/L)	**HGWA-3 (bg)**	**-0.1548**	**-140**	**-98**	**Yes**	**23**	**0**	**n/a**	**0.01**	**NP**
Chloride (mg/L)	**HGWA-44D (bg)**	**6.844**	**39**	**34**	**Yes**	**11**	**0**	**n/a**	**0.01**	**NP**
Chloride (mg/L)	**HGWC-9**	**-11.59**	**-173**	**-92**	**Yes**	**22**	**0**	**n/a**	**0.01**	**NP**
Sulfate (mg/L)	**HGWA-2 (bg)**	**2.951**	**159**	**92**	**Yes**	**22**	**0**	**n/a**	**0.01**	**NP**
Sulfate (mg/L)	**HGWA-43D (bg)**	**-3.197**	**-43**	**-34**	**Yes**	**11**	**0**	**n/a**	**0.01**	**NP**
Total Dissolved Solids (mg/L)	**HGWC-12**	**-38.98**	**-99**	**-92**	**Yes**	**22**	**0**	**n/a**	**0.01**	**NP**

Appendix III Trend Tests - All Results

Plant Hammond Client: Southern Company Data: Hammond AP-1 Printed 8/5/2024, 10:22 AM

Constituent	Well	Slope	Calc.	Critical	Sig.	N	%NDs	Normality	Alpha	Method
Boron (mg/L)	HGWA-1 (bg)	-0.000153	-17	-98	No	23	0	n/a	0.01	NP
Boron (mg/L)	**HGWA-2 (bg)**	**0.002545**	**157**	**92**	**Yes**	**22**	**0**	**n/a**	**0.01**	**NP**
Boron (mg/L)	HGWA-3 (bg)	0.0004726	50	98	No	23	21.74	n/a	0.01	NP
Boron (mg/L)	**HGWA-43D (bg)**	**-0.007036**	**-40**	**-34**	**Yes**	**11**	**0**	**n/a**	**0.01**	**NP**
Boron (mg/L)	**HGWA-44D (bg)**	**0.06801**	**37**	**34**	**Yes**	**11**	**0**	**n/a**	**0.01**	**NP**
Boron (mg/L)	**HGWC-11**	**-0.1441**	**-93**	**-92**	**Yes**	**22**	**0**	**n/a**	**0.01**	**NP**
Boron (mg/L)	**HGWC-12**	**-0.1623**	**-127**	**-92**	**Yes**	**22**	**0**	**n/a**	**0.01**	**NP**
Boron (mg/L)	**HGWC-13**	**-0.1955**	**-148**	**-98**	**Yes**	**23**	**0**	**n/a**	**0.01**	**NP**
Boron (mg/L)	HGWC-7	0.03117	105	105	No	24	0	n/a	0.01	NP
Boron (mg/L)	HGWC-8	-0.02633	-39	-105	No	24	0	n/a	0.01	NP
Boron (mg/L)	HGWC-9	0.04345	64	92	No	22	0	n/a	0.01	NP
Calcium (mg/L)	HGWA-1 (bg)	2.06	82	98	No	23	0	n/a	0.01	NP
Calcium (mg/L)	**HGWA-2 (bg)**	**1.322**	**101**	**92**	**Yes**	**22**	**0**	**n/a**	**0.01**	**NP**
Calcium (mg/L)	**HGWA-3 (bg)**	**1.942**	**124**	**98**	**Yes**	**23**	**0**	**n/a**	**0.01**	**NP**
Calcium (mg/L)	HGWA-43D (bg)	-2.939	-33	-34	No	11	0	n/a	0.01	NP
Calcium (mg/L)	HGWA-44D (bg)	-7.33	-33	-34	No	11	0	n/a	0.01	NP
Calcium (mg/L)	HGWC-12	-3.223	-54	-92	No	22	0	n/a	0.01	NP
Calcium (mg/L)	HGWC-13	13.06	78	98	No	23	0	n/a	0.01	NP
Calcium (mg/L)	HGWC-9	0.2338	9	92	No	22	0	n/a	0.01	NP
Chloride (mg/L)	HGWA-1 (bg)	0.6801	88	98	No	23	0	n/a	0.01	NP
Chloride (mg/L)	HGWA-2 (bg)	0.02731	14	92	No	22	0	n/a	0.01	NP
Chloride (mg/L)	**HGWA-3 (bg)**	**-0.1548**	**-140**	**-98**	**Yes**	**23**	**0**	**n/a**	**0.01**	**NP**
Chloride (mg/L)	HGWA-43D (bg)	-0.1067	-16	-34	No	11	0	n/a	0.01	NP
Chloride (mg/L)	**HGWA-44D (bg)**	**6.844**	**39**	**34**	**Yes**	**11**	**0**	**n/a**	**0.01**	**NP**
Chloride (mg/L)	**HGWC-9**	**-11.59**	**-173**	**-92**	**Yes**	**22**	**0**	**n/a**	**0.01**	**NP**
Sulfate (mg/L)	HGWA-1 (bg)	0.8197	38	98	No	23	0	n/a	0.01	NP
Sulfate (mg/L)	**HGWA-2 (bg)**	**2.951**	**159**	**92**	**Yes**	**22**	**0**	**n/a**	**0.01**	**NP**
Sulfate (mg/L)	HGWA-3 (bg)	-0.07809	-7	-98	No	23	0	n/a	0.01	NP
Sulfate (mg/L)	**HGWA-43D (bg)**	**-3.197**	**-43**	**-34**	**Yes**	**11**	**0**	**n/a**	**0.01**	**NP**
Sulfate (mg/L)	HGWA-44D (bg)	0.3314	1	34	No	11	9.091	n/a	0.01	NP
Sulfate (mg/L)	HGWC-11	-9.605	-67	-92	No	22	4.545	n/a	0.01	NP
Sulfate (mg/L)	HGWC-12	-8.396	-65	-92	No	22	0	n/a	0.01	NP
Sulfate (mg/L)	HGWC-13	33.97	82	98	No	23	0	n/a	0.01	NP
Sulfate (mg/L)	HGWC-7	-0.2435	-20	-105	No	24	0	n/a	0.01	NP
Sulfate (mg/L)	HGWC-8	-8.805	-81	-105	No	24	0	n/a	0.01	NP
Sulfate (mg/L)	HGWC-9	-3.744	-76	-92	No	22	0	n/a	0.01	NP
Total Dissolved Solids (mg/L)	HGWA-1 (bg)	4.894	41	98	No	23	0	n/a	0.01	NP
Total Dissolved Solids (mg/L)	HGWA-2 (bg)	5.374	56	92	No	22	0	n/a	0.01	NP
Total Dissolved Solids (mg/L)	HGWA-3 (bg)	1.051	27	98	No	23	0	n/a	0.01	NP
Total Dissolved Solids (mg/L)	HGWA-43D (bg)	-1.506	-5	-34	No	11	0	n/a	0.01	NP
Total Dissolved Solids (mg/L)	HGWA-44D (bg)	31.45	31	34	No	11	0	n/a	0.01	NP
Total Dissolved Solids (mg/L)	**HGWC-12**	**-38.98**	**-99**	**-92**	**Yes**	**22**	**0**	**n/a**	**0.01**	**NP**
Total Dissolved Solids (mg/L)	HGWC-13	38.87	75	98	No	23	0	n/a	0.01	NP
Total Dissolved Solids (mg/L)	HGWC-9	-29.47	-73	-92	No	22	0	n/a	0.01	NP

Upper Tolerance Limits

Plant Hammond Data: Hammond AP-1 Printed 4/25/2024, 9:18 AM

Constituent	Upper Lim.	Bg N	Std. Dev.	%NDs	ND Adj.	Transform	Alpha	Method
Antimony (mg/L)	0.003	93	n/a	82.8	n/a	n/a	0.008478	NP Inter(NDs)
Arsenic (mg/L)	0.005	99	n/a	67.68	n/a	n/a	0.006232	NP Inter(NDs)
Barium (mg/L)	0.46	99	n/a	0	n/a	n/a	0.006232	NP Inter(normality)
Beryllium (mg/L)	0.0005	93	n/a	78.49	n/a	n/a	0.008478	NP Inter(NDs)
Cadmium (mg/L)	0.0005	93	n/a	84.95	n/a	n/a	0.008478	NP Inter(NDs)
Chromium (mg/L)	0.0079	93	n/a	84.95	n/a	n/a	0.008478	NP Inter(NDs)
Cobalt (mg/L)	0.038	93	n/a	72.04	n/a	n/a	0.008478	NP Inter(NDs)
Combined Radium 226 + 228 (pCi/L)	4.36	99	n/a	0	n/a	n/a	0.006232	NP Inter(normality)
Fluoride (mg/L)	1.5	104	n/a	26.92	n/a	n/a	0.004822	NP Inter(normality)
Lead (mg/L)	0.001	90	n/a	71.11	n/a	n/a	0.009888	NP Inter(NDs)
Lithium (mg/L)	0.064	97	n/a	19.59	n/a	n/a	0.006905	NP Inter(normality)
Mercury (mg/L)	0.0002	71	n/a	97.18	n/a	n/a	0.0262	NP Inter(NDs)
Molybdenum (mg/L)	0.01	101	n/a	76.24	n/a	n/a	0.005625	NP Inter(NDs)
Selenium (mg/L)	0.005	99	n/a	95.96	n/a	n/a	0.006232	NP Inter(NDs)
Thallium (mg/L)	0.001	99	n/a	98.99	n/a	n/a	0.006232	NP Inter(NDs)

PLANT HAMMOND AP-1 GWPS				
Constituent Name	**MCL**	**CCR-Rule Specified**	**Background Limit**	**GWPS**
Antimony, Total (mg/L)	0.006		0.003	0.006
Arsenic, Total (mg/L)	0.01		0.005	0.01
Barium, Total (mg/L)	2		0.46	2
Beryllium, Total (mg/L)	0.004		0.0005	0.004
Cadmium, Total (mg/L)	0.005		0.0005	0.005
Chromium, Total (mg/L)	0.1		0.0079	0.1
Cobalt, Total (mg/L)	n/a	0.006	0.038	0.038
Combined Radium, Total (pCi/L)	5		4.36	5
Fluoride, Total (mg/L)	4		1.5	4
Lead, Total (mg/L)	n/a	0.015	0.001	0.015
Lithium, Total (mg/L)	n/a	0.04	0.064	0.064
Mercury, Total (mg/L)	0.002		0.0002	0.002
Molybdenum, Total (mg/L)	n/a	0.1	0.01	0.1
Selenium, Total (mg/L)	0.05		0.005	0.05
Thallium, Total (mg/L)	0.002		0.001	0.002

**Grey cell indidcates background is higher than MCL or CCR-Rule*

**MCL = Maximum Contaminant Level*

**CCR = Coal Combustion Residuals*

**GWPS = Groundwater Protection Statard*

Confidence Intervals Summary Table - Significant Results

Plant Hammond Client: Southern Company Data: Hammond AP-1 Printed 8/5/2024, 10:14 AM

Constituent	Well	Upper Lim.	Lower Lim.	Compliance	Sig.	N	Mean	Std. Dev.	%NDs	ND Adj.	Transform	Alpha	Method
Arsenic (mg/L)	**HGWC-13**	**0.4556**	**0.3752**	**0.01**	**Yes**	**26**	**0.4154**	**0.08254**	**0**	**None**	**No**	**0.01**	**Param.**
Molybdenum (mg/L)	**HGWC-8**	**0.4749**	**0.402**	**0.1**	**Yes**	**27**	**0.4315**	**0.08735**	**0**	**None**	**x^2**	**0.01**	**Param.**

Confidence Intervals Summary Table - All Results

Plant Hammond Client: Southern Company Data: Hammond AP-1 Printed 8/5/2024, 10:14 AM

Constituent	Well	Upper Lim.	Lower Lim.	Compliance	Sig.	N	Mean	Std. Dev.	%NDs	ND Adj.	Transform	Alpha	Method
Antimony (mg/L)	HGWC-10	0.003	0.0018	0.006	No	23	0.002846	0.00054	91.3	None	No	0.01	NP (NDs)
Antimony (mg/L)	HGWC-11	0.003	0.00038	0.006	No	23	0.002886	0.0005463	95.65	None	No	0.01	NP (NDs)
Antimony (mg/L)	HGWC-13	0.003	0.00049	0.006	No	24	0.002239	0.001214	70.83	None	No	0.01	NP (NDs)
Antimony (mg/L)	HGWC-7	0.003	0.0017	0.006	No	24	0.002835	0.0005939	91.67	None	No	0.01	NP (NDs)
Antimony (mg/L)	HGWC-8	0.003	0.00064	0.006	No	24	0.002902	0.0004817	95.83	None	No	0.01	NP (NDs)
Antimony (mg/L)	HGWC-9	0.003	0.00092	0.006	No	23	0.002569	0.0009653	82.61	None	No	0.01	NP (NDs)
Antimony (mg/L)	MW-24D	0.003	0.0017	0.006	No	14	0.002907	0.0003474	92.86	None	No	0.01	NP (NDs)
Antimony (mg/L)	MW-26D	0.003	0.002	0.006	No	14	0.002807	0.0005091	85.71	None	No	0.01	NP (NDs)
Antimony (mg/L)	MW-27D	0.003	0.0003	0.006	No	14	0.001844	0.001386	57.14	None	No	0.01	NP (NDs)
Antimony (mg/L)	MW-28D	0.003	0.0019	0.006	No	14	0.002921	0.000294	92.86	None	No	0.01	NP (NDs)
Antimony (mg/L)	MW-29	0.003	0.00094	0.006	No	14	0.002853	0.0005506	92.86	None	No	0.01	NP (NDs)
Antimony (mg/L)	MW-6	0.003	0.0014	0.006	No	14	0.002886	0.0004276	92.86	None	No	0.01	NP (NDs)
Antimony (mg/L)	MW-7	0.003	0.0013	0.006	No	14	0.002484	0.0009092	71.43	None	No	0.01	NP (NDs)
Arsenic (mg/L)	HGWC-11	0.005	0.002	0.01	No	25	0.00367	0.001699	52	None	No	0.01	NP (NDs)
Arsenic (mg/L)	HGWC-12	0.004066	0.002854	0.01	No	25	0.00346	0.001216	12	None	No	0.01	Param.
Arsenic (mg/L)	**HGWC-13**	**0.4556**	**0.3752**	**0.01**	**Yes**	**26**	**0.4154**	**0.08254**	**0**	**None**	**No**	**0.01**	**Param.**
Arsenic (mg/L)	HGWC-7	0.005	0.0019	0.01	No	26	0.004881	0.000608	96.15	None	No	0.01	NP (NDs)
Arsenic (mg/L)	HGWC-8	0.005	0.002	0.01	No	26	0.004885	0.0005883	96.15	None	No	0.01	NP (NDs)
Arsenic (mg/L)	HGWC-9	0.005	0.0021	0.01	No	25	0.004361	0.001518	84	None	No	0.01	NP (NDs)
Arsenic (mg/L)	MW-19	0.005	0.00045	0.01	No	14	0.004675	0.001216	92.86	None	No	0.01	NP (NDs)
Arsenic (mg/L)	MW-20	0.005	0.0023	0.01	No	14	0.004187	0.001661	78.57	None	No	0.01	NP (NDs)
Arsenic (mg/L)	MW-25D	0.005	0.0011	0.01	No	14	0.003911	0.001803	71.43	None	No	0.01	NP (NDs)
Arsenic (mg/L)	MW-26D	0.005	0.0017	0.01	No	14	0.00415	0.001705	78.57	None	No	0.01	NP (NDs)
Arsenic (mg/L)	MW-27D	0.005	0.001	0.01	No	14	0.004064	0.001868	78.57	None	No	0.01	NP (NDs)
Arsenic (mg/L)	MW-28D	0.005	0.0011	0.01	No	14	0.004721	0.001042	92.86	None	No	0.01	NP (NDs)
Arsenic (mg/L)	MW-29	0.005	0.00037	0.01	No	14	0.004669	0.001237	92.86	None	No	0.01	NP (NDs)
Arsenic (mg/L)	MW-5	0.005	0.0013	0.01	No	14	0.004736	0.0009889	92.86	None	No	0.01	NP (NDs)
Arsenic (mg/L)	MW-6	0.005	0.0034	0.01	No	14	0.004886	0.0004276	92.86	None	No	0.01	NP (NDs)
Barium (mg/L)	HGWC-10	0.08156	0.0603	2	No	25	0.07093	0.02133	0	None	No	0.01	Param.
Barium (mg/L)	HGWC-11	0.04895	0.03262	2	No	25	0.04197	0.01844	0	None	sqrt(x)	0.01	Param.
Barium (mg/L)	HGWC-12	0.1052	0.08512	2	No	25	0.09676	0.02155	0	None	ln(x)	0.01	Param.
Barium (mg/L)	HGWC-13	0.08509	0.06573	2	No	26	0.07541	0.01986	0	None	No	0.01	Param.
Barium (mg/L)	HGWC-7	0.07318	0.06743	2	No	26	0.07031	0.005903	0	None	No	0.01	Param.
Barium (mg/L)	HGWC-8	0.07165	0.05989	2	No	26	0.06577	0.01207	0	None	No	0.01	Param.
Barium (mg/L)	HGWC-9	0.1165	0.09543	2	No	25	0.106	0.02117	0	None	No	0.01	Param.
Barium (mg/L)	MW-19	0.05945	0.0417	2	No	14	0.05057	0.01253	0	None	No	0.01	Param.
Barium (mg/L)	MW-20	0.0954	0.08717	2	No	14	0.09129	0.00581	0	None	No	0.01	Param.
Barium (mg/L)	MW-24D	0.062	0.043	2	No	14	0.05807	0.0206	0	None	No	0.01	NP (normality)
Barium (mg/L)	MW-25D	0.6236	0.4435	2	No	14	0.5336	0.1271	0	None	No	0.01	Param.
Barium (mg/L)	MW-26D	0.1144	0.0695	2	No	14	0.09193	0.03166	0	None	No	0.01	Param.
Barium (mg/L)	MW-27D	1.2	0.94	2	No	14	1.021	0.1837	0	None	No	0.01	NP (normality)
Barium (mg/L)	MW-28D	1.062	0.3578	2	No	15	0.7827	0.6761	0	None	x^(1/3)	0.01	Param.
Barium (mg/L)	MW-29	0.0824	0.0726	2	No	14	0.0775	0.006914	0	None	No	0.01	Param.
Barium (mg/L)	MW-5	0.05124	0.04405	2	No	14	0.04764	0.005078	0	None	No	0.01	Param.
Barium (mg/L)	MW-6	0.08897	0.07603	2	No	14	0.0825	0.009129	0	None	No	0.01	Param.
Barium (mg/L)	MW-7	0.06057	0.04872	2	No	14	0.05464	0.008363	0	None	No	0.01	Param.
Beryllium (mg/L)	HGWC-11	0.0005	0.00012	0.004	No	23	0.0003637	0.0001918	65.22	None	No	0.01	NP (NDs)
Beryllium (mg/L)	HGWC-13	0.0005	0.000099	0.004	No	24	0.0003147	0.0002061	54.17	None	No	0.01	NP (NDs)
Beryllium (mg/L)	HGWC-7	0.0005	0.00019	0.004	No	24	0.000452	0.0001311	87.5	None	No	0.01	NP (NDs)
Beryllium (mg/L)	HGWC-8	0.0005	0.000074	0.004	No	24	0.0003403	0.0002108	62.5	None	No	0.01	NP (NDs)
Beryllium (mg/L)	MW-19	0.0005	0.000058	0.004	No	14	0.0004684	0.0001181	92.86	None	No	0.01	NP (NDs)
Beryllium (mg/L)	MW-28D	0.0005	0.00014	0.004	No	14	0.0004101	0.0001797	78.57	None	No	0.01	NP (NDs)
Beryllium (mg/L)	MW-7	0.0005	0.000051	0.004	No	14	0.0004679	0.00012	92.86	None	No	0.01	NP (NDs)
Cadmium (mg/L)	HGWC-10	0.0005	0.000115	0.005	No	23	0.0003833	0.0001815	69.57	None	No	0.01	NP (NDs)
Cadmium (mg/L)	HGWC-11	0.0005	0.0001	0.005	No	23	0.0004477	0.0001382	86.96	None	No	0.01	NP (NDs)

Confidence Intervals Summary Table - All Results

Plant Hammond Client: Southern Company Data: Hammond AP-1 Printed 8/5/2024, 10:14 AM

Constituent	Well	Upper Lim.	Lower Lim.	Compliance	Sig.	N	Mean	Std. Dev.	%NDs	ND Adj.	Transform	Alpha	Method
Cadmium (mg/L)	HGWC-12	0.0005	0.0003	0.005	No	23	0.0004452	0.0001264	82.61	None	No	0.01	NP (NDs)
Cadmium (mg/L)	HGWC-7	0.0005	0.0002	0.005	No	24	0.0004329	0.0001348	79.17	None	No	0.01	NP (NDs)
Cadmium (mg/L)	HGWC-8	0.00031	0.00017	0.005	No	24	0.0002975	0.0003147	4.167	None	No	0.01	NP (normality)
Cadmium (mg/L)	HGWC-9	0.0005	0.0002	0.005	No	23	0.0004509	0.0001313	86.96	None	No	0.01	NP (NDs)
Cadmium (mg/L)	MW-19	0.000308	0.0001501	0.005	No	14	0.0003493	0.0002593	28.57	Kaplan-Meier	ln(x)	0.01	Param.
Cadmium (mg/L)	MW-29	0.00053	0.0005	0.005	No	14	0.0005021	0.00000801	892.86	Kaplan-Meier	No	0.01	NP (NDs)
Chromium (mg/L)	HGWC-10	0.02	0.0012	0.1	No	23	0.005317	0.003387	86.96	None	No	0.01	NP (NDs)
Chromium (mg/L)	HGWC-11	0.005	0.0012	0.1	No	23	0.00444	0.001486	86.96	None	No	0.01	NP (NDs)
Chromium (mg/L)	HGWC-12	0.005	0.0025	0.1	No	23	0.004513	0.001326	86.96	None	No	0.01	NP (NDs)
Chromium (mg/L)	HGWC-13	0.005	0.00059	0.1	No	24	0.00444	0.001515	87.5	None	No	0.01	NP (NDs)
Chromium (mg/L)	HGWC-7	0.005	0.0021	0.1	No	24	0.006818	0.01377	70.83	None	No	0.01	NP (NDs)
Chromium (mg/L)	HGWC-8	0.005	0.0015	0.1	No	24	0.004313	0.001576	83.33	None	No	0.01	NP (NDs)
Chromium (mg/L)	HGWC-9	0.005	0.0013	0.1	No	23	0.004287	0.001596	82.61	None	No	0.01	NP (NDs)
Chromium (mg/L)	MW-19	0.005	0.00066	0.1	No	14	0.003316	0.002059	57.14	None	No	0.01	NP (NDs)
Chromium (mg/L)	MW-20	0.005	0.00071	0.1	No	14	0.004064	0.00186	78.57	None	No	0.01	NP (NDs)
Chromium (mg/L)	MW-24D	0.005	0.0017	0.1	No	14	0.004437	0.001453	85.71	None	No	0.01	NP (NDs)
Chromium (mg/L)	MW-25D	0.005	0.0012	0.1	No	14	0.004415	0.001492	85.71	None	No	0.01	NP (NDs)
Chromium (mg/L)	MW-26D	0.005	0.001	0.1	No	14	0.003719	0.001841	64.29	None	No	0.01	NP (NDs)
Chromium (mg/L)	MW-27D	0.005	0.00082	0.1	No	14	0.004394	0.00154	85.71	None	No	0.01	NP (NDs)
Chromium (mg/L)	MW-28D	0.005	0.00085	0.1	No	14	0.003403	0.001968	57.14	None	No	0.01	NP (NDs)
Chromium (mg/L)	MW-29	0.005	0.001	0.1	No	14	0.004714	0.001069	92.86	None	No	0.01	NP (NDs)
Chromium (mg/L)	MW-5	0.00374	0.00226	0.1	No	14	0.003	0.001045	0	None	No	0.01	Param.
Chromium (mg/L)	MW-6	0.005	0.0014	0.1	No	14	0.004102	0.001796	78.57	None	No	0.01	NP (NDs)
Chromium (mg/L)	MW-7	0.005	0.0015	0.1	No	14	0.002429	0.001418	21.43	None	No	0.01	NP (normality)
Cobalt (mg/L)	HGWC-10	0.005	0.0012	0.038	No	23	0.003896	0.001904	73.91	None	No	0.01	NP (NDs)
Cobalt (mg/L)	HGWC-11	0.005	0.0014	0.038	No	23	0.003268	0.0018	47.83	None	No	0.01	NP (normality)
Cobalt (mg/L)	HGWC-12	0.0017	0.0012	0.038	No	23	0.001704	0.001073	8.696	None	No	0.01	NP (normality)
Cobalt (mg/L)	HGWC-13	0.0053	0.0026	0.038	No	24	0.005788	0.005805	4.167	None	No	0.01	NP (normality)
Cobalt (mg/L)	HGWC-7	0.001543	0.0007098	0.038	No	24	0.001453	0.001456	12.5	None	ln(x)	0.01	Param.
Cobalt (mg/L)	HGWC-8	0.0023	0.0019	0.038	No	24	0.002861	0.002981	8.333	None	No	0.01	NP (normality)
Cobalt (mg/L)	HGWC-9	0.0007	0.00053	0.038	No	23	0.001075	0.00128	8.696	None	No	0.01	NP (normality)
Cobalt (mg/L)	MW-19	0.04019	0.02624	0.038	No	14	0.03321	0.009846	0	None	No	0.01	Param.
Cobalt (mg/L)	MW-20	0.005	0.0011	0.038	No	14	0.004721	0.001042	92.86	None	No	0.01	NP (NDs)
Cobalt (mg/L)	MW-24D	0.005	0.0011	0.038	No	14	0.004065	0.001866	78.57	None	No	0.01	NP (NDs)
Cobalt (mg/L)	MW-26D	0.005	0.00044	0.038	No	14	0.002092	0.00225	35.71	None	No	0.01	NP (normality)
Cobalt (mg/L)	MW-27D	0.005	0.00045	0.038	No	14	0.003996	0.001997	78.57	None	No	0.01	NP (NDs)
Cobalt (mg/L)	MW-28D	0.005	0.00093	0.038	No	14	0.004709	0.001088	92.86	None	No	0.01	NP (NDs)
Cobalt (mg/L)	MW-29	0.001359	0.0006853	0.038	No	14	0.001046	0.0005308	7.143	None	sqrt(x)	0.01	Param.
Cobalt (mg/L)	MW-6	0.00094	0.00036	0.038	No	14	0.00078	0.0007439	14.29	None	No	0.01	NP (normality)
Combined Radium 226 + 228 (pCi/L)	HGWC-10	1.032	0.5967	5	No	25	0.8142	0.4363	0	None	No	0.01	Param.
Combined Radium 226 + 228 (pCi/L)	HGWC-11	1.094	0.6374	5	No	25	0.8656	0.4579	0	None	No	0.01	Param.
Combined Radium 226 + 228 (pCi/L)	HGWC-12	0.9863	0.5537	5	No	25	0.77	0.4339	0	None	No	0.01	Param.
Combined Radium 226 + 228 (pCi/L)	HGWC-13	0.9428	0.5803	5	No	25	0.7616	0.3636	0	None	No	0.01	Param.
Combined Radium 226 + 228 (pCi/L)	HGWC-7	0.8168	0.4264	5	No	26	0.6695	0.4602	0	None	sqrt(x)	0.01	Param.
Combined Radium 226 + 228 (pCi/L)	HGWC-8	0.931	0.6537	5	No	25	0.7923	0.2781	0	None	No	0.01	Param.
Combined Radium 226 + 228 (pCi/L)	HGWC-9	0.8744	0.5384	5	No	25	0.7064	0.337	0	None	No	0.01	Param.
Combined Radium 226 + 228 (pCi/L)	MW-19	0.8865	0.4164	5	No	14	0.6514	0.3319	0	None	No	0.01	Param.
Combined Radium 226 + 228 (pCi/L)	MW-20	0.9197	0.388	5	No	14	0.6539	0.3753	0	None	No	0.01	Param.
Combined Radium 226 + 228 (pCi/L)	MW-24D	0.5634	0.1759	5	No	14	0.393	0.3241	0	None	sqrt(x)	0.01	Param.
Combined Radium 226 + 228 (pCi/L)	MW-25D	1.228	0.8393	5	No	14	1.034	0.2744	0	None	No	0.01	Param.
Combined Radium 226 + 228 (pCi/L)	MW-26D	0.7738	0.1681	5	No	14	0.5178	0.4756	0	None	sqrt(x)	0.01	Param.
Combined Radium 226 + 228 (pCi/L)	MW-27D	1.463	0.8287	5	No	14	1.165	0.4918	0	None	sqrt(x)	0.01	Param.
Combined Radium 226 + 228 (pCi/L)	MW-28D	1.555	0.6457	5	No	14	1.1	0.6418	0	None	No	0.01	Param.
Combined Radium 226 + 228 (pCi/L)	MW-29	0.8552	0.323	5	No	14	0.5891	0.3757	0	None	No	0.01	Param.
Combined Radium 226 + 228 (pCi/L)	MW-5	0.9153	0.5405	5	No	14	0.7279	0.2645	0	None	No	0.01	Param.

Confidence Intervals Summary Table - All Results

Plant Hammond Client: Southern Company Data: Hammond AP-1 Printed 8/5/2024, 10:14 AM

Constituent	Well	Upper Lim.	Lower Lim.	Compliance	Sig.	N	Mean	Std. Dev.	%NDs	ND Adj.	Transform	Alpha	Method
Combined Radium 226 + 228 (pCi/L)	MW-6	0.9444	0.4622	5	No	14	0.7439	0.4234	0	None	ln(x)	0.01	Param.
Combined Radium 226 + 228 (pCi/L)	MW-7	1.077	0.4173	5	No	14	0.7472	0.4658	0	None	No	0.01	Param.
Fluoride (mg/L)	HGWC-10	0.1727	0.07629	4	No	26	0.1671	0.129	15.38	Kaplan-Meier	x^(1/3)	0.01	Param.
Fluoride (mg/L)	HGWC-11	0.3825	0.239	4	No	26	0.3236	0.159	0	None	sqrt(x)	0.01	Param.
Fluoride (mg/L)	HGWC-12	0.31	0.17	4	No	26	0.2985	0.2264	3.846	None	No	0.01	NP (normality)
Fluoride (mg/L)	HGWC-13	0.6555	0.4718	4	No	27	0.5637	0.1926	0	None	No	0.01	Param.
Fluoride (mg/L)	HGWC-7	0.15	0.083	4	No	28	0.1401	0.1028	7.143	None	No	0.01	NP (normality)
Fluoride (mg/L)	HGWC-8	0.6094	0.4654	4	No	28	0.5457	0.1685	0	None	sqrt(x)	0.01	Param.
Fluoride (mg/L)	HGWC-9	0.2264	0.1021	4	No	26	0.1829	0.1457	7.692	None	sqrt(x)	0.01	Param.
Fluoride (mg/L)	MW-19	0.235	0.09868	4	No	14	0.1764	0.1239	0	None	x^(1/3)	0.01	Param.
Fluoride (mg/L)	MW-20	0.1	0.074	4	No	14	0.09193	0.01389	71.43	None	No	0.01	NP (NDs)
Fluoride (mg/L)	MW-24D	0.09702	0.05496	4	No	14	0.08757	0.03445	28.57	Kaplan-Meier	sqrt(x)	0.01	Param.
Fluoride (mg/L)	MW-25D	1.7	1.4	4	No	14	1.6	0.1961	0	None	No	0.01	NP (normality)
Fluoride (mg/L)	MW-26D	0.1199	0.06252	4	No	14	0.09121	0.04051	7.143	None	No	0.01	Param.
Fluoride (mg/L)	MW-27D	0.28	0.22	4	No	14	0.2629	0.05136	0	None	No	0.01	NP (normality)
Fluoride (mg/L)	MW-28D	0.2389	0.1683	4	No	14	0.2036	0.04986	0	None	No	0.01	Param.
Fluoride (mg/L)	MW-29	0.18	0.068	4	No	14	0.09214	0.03188	57.14	None	No	0.01	NP (NDs)
Fluoride (mg/L)	MW-5	0.08513	0.05858	4	No	14	0.07186	0.01874	14.29	None	No	0.01	Param.
Fluoride (mg/L)	MW-6	0.15	0.053	4	No	14	0.08764	0.0505	14.29	None	No	0.01	NP (normality)
Fluoride (mg/L)	MW-7	0.17	0.069	4	No	14	0.095	0.02746	64.29	None	No	0.01	NP (NDs)
Lead (mg/L)	HGWC-10	0.001	0.00005	0.015	No	21	0.0009548	0.0002073	95.24	None	No	0.01	NP (NDs)
Lead (mg/L)	HGWC-11	0.001	0.0003	0.015	No	21	0.0007647	0.000385	71.43	None	No	0.01	NP (NDs)
Lead (mg/L)	HGWC-12	0.001	0.00043	0.015	No	21	0.000797	0.0003787	76.19	None	No	0.01	NP (NDs)
Lead (mg/L)	HGWC-13	0.001	0.00018	0.015	No	22	0.0007632	0.0003963	72.73	None	No	0.01	NP (NDs)
Lead (mg/L)	HGWC-7	0.001	0.0002	0.015	No	22	0.000727	0.0004205	59.09	None	No	0.01	NP (NDs)
Lead (mg/L)	HGWC-8	0.001	0.0002	0.015	No	22	0.0008025	0.0003731	77.27	None	No	0.01	NP (NDs)
Lead (mg/L)	HGWC-9	0.001	0.0002	0.015	No	21	0.0006816	0.0004178	61.9	None	No	0.01	NP (NDs)
Lead (mg/L)	MW-19	0.001	0.000071	0.015	No	12	0.000692	0.0004552	66.67	None	No	0.01	NP (NDs)
Lead (mg/L)	MW-20	0.001	0.0001	0.015	No	12	0.0007033	0.0004393	66.67	None	No	0.01	NP (NDs)
Lead (mg/L)	MW-24D	0.001	0.000042	0.015	No	12	0.0006213	0.0004696	58.33	None	No	0.01	NP (NDs)
Lead (mg/L)	MW-26D	0.001	0.0001	0.015	No	12	0.0008483	0.0003542	83.33	None	No	0.01	NP (NDs)
Lead (mg/L)	MW-27D	0.001	0.00043	0.015	No	12	0.00088	0.0002875	83.33	None	No	0.01	NP (NDs)
Lead (mg/L)	MW-28D	0.001	0.00018	0.015	No	12	0.0007518	0.0003769	58.33	None	No	0.01	NP (NDs)
Lead (mg/L)	MW-29	0.001	0.00009	0.015	No	12	0.000771	0.0004145	75	None	No	0.01	NP (NDs)
Lead (mg/L)	MW-5	0.001	0.000047	0.015	No	12	0.0009206	0.0002751	91.67	None	No	0.01	NP (NDs)
Lead (mg/L)	MW-6	0.001	0.000084	0.015	No	12	0.0007092	0.0004325	66.67	None	No	0.01	NP (NDs)
Lead (mg/L)	MW-7	0.001	0.000062	0.015	No	12	0.0009218	0.0002708	91.67	None	No	0.01	NP (NDs)
Lithium (mg/L)	HGWC-12	0.01027	0.007987	0.064	No	25	0.009128	0.002289	0	None	No	0.01	Param.
Lithium (mg/L)	HGWC-13	0.03982	0.03219	0.064	No	26	0.03601	0.007831	0	None	No	0.01	Param.
Lithium (mg/L)	HGWC-7	0.0026	0.002	0.064	No	26	0.002881	0.002524	3.846	None	No	0.01	NP (normality)
Lithium (mg/L)	HGWC-8	0.0029	0.0024	0.064	No	26	0.003515	0.003414	7.692	None	No	0.01	NP (normality)
Lithium (mg/L)	HGWC-9	0.0044	0.0036	0.064	No	25	0.004492	0.00225	4	None	No	0.01	NP (normality)
Lithium (mg/L)	MW-19	0.01316	0.008478	0.064	No	14	0.01082	0.003309	7.143	None	No	0.01	Param.
Lithium (mg/L)	MW-20	0.03	0.00091	0.064	No	14	0.01142	0.01437	35.71	None	No	0.01	NP (normality)
Lithium (mg/L)	MW-24D	0.002899	0.002586	0.064	No	14	0.002743	0.0002209	0	None	No	0.01	Param.
Lithium (mg/L)	MW-25D	0.04906	0.04151	0.064	No	14	0.04529	0.005327	0	None	No	0.01	Param.
Lithium (mg/L)	MW-26D	0.004	0.0032	0.064	No	14	0.005407	0.007087	0	None	No	0.01	NP (normality)
Lithium (mg/L)	MW-27D	0.008816	0.00647	0.064	No	14	0.007643	0.001656	0	None	No	0.01	Param.
Lithium (mg/L)	MW-28D	0.01293	0.007702	0.064	No	14	0.01031	0.003689	0	None	No	0.01	Param.
Lithium (mg/L)	MW-29	0.00231	0.002018	0.064	No	14	0.002164	0.0002061	0	None	No	0.01	Param.
Mercury (mg/L)	HGWC-10	0.0002	0.00005	0.002	No	17	0.0001912	0.00003638	94.12	None	No	0.01	NP (NDs)
Mercury (mg/L)	HGWC-11	0.0002	0.00005	0.002	No	17	0.0001912	0.00003638	94.12	None	No	0.01	NP (NDs)
Mercury (mg/L)	HGWC-13	0.0002	0.00005	0.002	No	18	0.0001828	0.00005015	88.89	None	No	0.01	NP (NDs)
Mercury (mg/L)	HGWC-9	0.0002	0.00004	0.002	No	17	0.0001906	0.00003881	94.12	None	No	0.01	NP (NDs)
Mercury (mg/L)	MW-25D	0.0002	0.00013	0.002	No	8	0.0001912	0.00002475	87.5	None	No	0.004	NP (NDs)

Confidence Intervals Summary Table - All Results

Plant Hammond Client: Southern Company Data: Hammond AP-1 Printed 8/5/2024, 10:14 AM

Constituent	Well	Upper Lim.	Lower Lim.	Compliance	Sig.	N	Mean	Std. Dev.	%NDs	ND Adj.	Transform	Alpha	Method
Mercury (mg/L)	MW-29	0.0002	0.00017	0.002	No	8	0.0001962	0.00001061	87.5	None	No	0.004	NP (NDs)
Molybdenum (mg/L)	HGWC-10	0.01	0.0014	0.1	No	25	0.00652	0.004357	60	None	No	0.01	NP (NDs)
Molybdenum (mg/L)	HGWC-11	0.02606	0.0173	0.1	No	25	0.02168	0.008784	0	None	No	0.01	Param.
Molybdenum (mg/L)	HGWC-12	0.04906	0.04575	0.1	No	25	0.0474	0.003321	0	None	No	0.01	Param.
Molybdenum (mg/L)	HGWC-13	0.03421	0.02705	0.1	No	26	0.03063	0.007346	0	None	No	0.01	Param.
Molybdenum (mg/L)	HGWC-7	0.04199	0.03528	0.1	No	27	0.03863	0.007035	0	None	No	0.01	Param.
Molybdenum (mg/L)	**HGWC-8**	**0.4749**	**0.402**	**0.1**	**Yes**	**27**	**0.4315**	**0.08735**	**0**	**None**	**x^2**	**0.01**	**Param.**
Molybdenum (mg/L)	HGWC-9	0.033	0.0236	0.1	No	25	0.04526	0.09014	0	None	No	0.01	NP (normality)
Molybdenum (mg/L)	MW-19	0.04937	0.02349	0.1	No	14	0.03643	0.01827	7.143	None	No	0.01	Param.
Molybdenum (mg/L)	MW-24D	0.01	0.00087	0.1	No	14	0.004103	0.004358	28.57	None	No	0.01	NP (normality)
Molybdenum (mg/L)	MW-25D	0.01	0.0022	0.1	No	14	0.008796	0.003071	85.71	None	No	0.01	NP (NDs)
Molybdenum (mg/L)	MW-26D	0.02367	0.01273	0.1	No	15	0.0182	0.008078	6.667	None	No	0.01	Param.
Molybdenum (mg/L)	MW-27D	0.003684	0.00157	0.1	No	14	0.002721	0.001626	7.143	None	sqrt(x)	0.01	Param.
Molybdenum (mg/L)	MW-28D	0.01787	0.006391	0.1	No	14	0.01213	0.0081	0	None	No	0.01	Param.
Molybdenum (mg/L)	MW-29	0.003205	0.002452	0.1	No	14	0.002829	0.0005312	0	None	No	0.01	Param.
Molybdenum (mg/L)	MW-6	0.002674	0.002326	0.1	No	14	0.0025	0.0002449	0	None	No	0.01	Param.
Molybdenum (mg/L)	MW-7	0.01	0.0014	0.1	No	14	0.0054	0.004175	42.86	None	No	0.01	NP (normality)
Selenium (mg/L)	HGWC-10	0.005	0.0035	0.05	No	25	0.004192	0.001226	64	None	No	0.01	NP (NDs)
Selenium (mg/L)	HGWC-11	0.01343	0.006558	0.05	No	25	0.009996	0.006897	0	None	No	0.01	Param.
Selenium (mg/L)	HGWC-12	0.005	0.0011	0.05	No	25	0.004844	0.00078	96	None	No	0.01	NP (NDs)
Selenium (mg/L)	HGWC-13	0.005	0.0016	0.05	No	26	0.004684	0.001135	92.31	None	No	0.01	NP (NDs)
Selenium (mg/L)	HGWC-8	0.005	0.0024	0.05	No	26	0.0049	0.0005099	96.15	None	No	0.01	NP (NDs)
Selenium (mg/L)	HGWC-9	0.005	0.0037	0.05	No	25	0.004948	0.00026	96	None	No	0.01	NP (NDs)
Selenium (mg/L)	MW-19	0.005305	0.002467	0.05	No	14	0.003886	0.002003	14.29	None	No	0.01	Param.
Selenium (mg/L)	MW-27D	0.005	0.00012	0.05	No	14	0.004651	0.001304	92.86	None	No	0.01	NP (NDs)
Selenium (mg/L)	MW-5	0.003724	0.002476	0.05	No	14	0.0031	0.0008806	0	None	No	0.01	Param.
Selenium (mg/L)	MW-6	0.005	0.0013	0.05	No	14	0.004736	0.0009889	92.86	None	No	0.01	NP (NDs)
Selenium (mg/L)	MW-7	0.005	0.0015	0.05	No	14	0.003614	0.001687	57.14	None	No	0.01	NP (NDs)
Thallium (mg/L)	HGWC-11	0.001	0.00008	0.002	No	25	0.0009264	0.0002547	92	None	No	0.01	NP (NDs)
Thallium (mg/L)	HGWC-12	0.001	0.0002	0.002	No	25	0.000785	0.0003912	76	None	No	0.01	NP (NDs)
Thallium (mg/L)	HGWC-13	0.0004227	0.0003372	0.002	No	26	0.0003799	0.00008768	11.54	None	No	0.01	Param.
Thallium (mg/L)	HGWC-8	0.001	0.00018	0.002	No	26	0.000728	0.0004177	69.23	None	No	0.01	NP (NDs)
Thallium (mg/L)	MW-19	0.001	0.00023	0.002	No	14	0.0005736	0.000384	42.86	None	No	0.01	NP (normality)
Thallium (mg/L)	MW-28D	0.001	0.000092	0.002	No	14	0.0009351	0.0002427	92.86	None	No	0.01	NP (NDs)
Thallium (mg/L)	MW-29	0.001	0.000064	0.002	No	14	0.0009331	0.0002502	92.86	None	No	0.01	NP (NDs)
Thallium (mg/L)	MW-6	0.001	0.000082	0.002	No	14	0.0009344	0.0002453	92.86	None	No	0.01	NP (NDs)

Appendix IV Trend Tests - Significant Results

Plant Hammond Client: Southern Company Data: Hammond AP-1 Printed 8/5/2024, 10:17 AM

Constituent	Well	Slope	Calc.	Critical	Sig.	N	%NDs	Normality	Alpha	Method
Arsenic (mg/L)	**HGWC-13**	**0.02047**	**147**	**90**	**Yes**	**26**	**0**	**n/a**	**0.05**	**NP**
Molybdenum (mg/L)	**HGWA-43D (bg)**	**-0.0009202**	**-41**	**-30**	**Yes**	**12**	**0**	**n/a**	**0.05**	**NP**
Molybdenum (mg/L)	**HGWC-8**	**-0.02309**	**-163**	**-96**	**Yes**	**27**	**0**	**n/a**	**0.05**	**NP**

Appendix IV Trend Tests - All Results

Plant Hammond Client: Southern Company Data: Hammond AP-1 Printed 8/5/2024, 10:17 AM

Constituent	Well	Slope	Calc.	Critical	Sig.	N	%NDs	Normality	Alpha	Method
Arsenic (mg/L)	HGWA-1 (bg)	0	-5	-85	No	25	88	n/a	0.05	NP
Arsenic (mg/L)	HGWA-2 (bg)	0	52	85	No	25	64	n/a	0.05	NP
Arsenic (mg/L)	HGWA-3 (bg)	0	40	85	No	25	64	n/a	0.05	NP
Arsenic (mg/L)	HGWA-43D (bg)	0	0	30	No	12	41.67	n/a	0.05	NP
Arsenic (mg/L)	HGWA-44D (bg)	0	-16	-30	No	12	66.67	n/a	0.05	NP
Arsenic (mg/L)	**HGWC-13**	**0.02047**	**147**	**90**	**Yes**	**26**	**0**	**n/a**	**0.05**	**NP**
Molybdenum (mg/L)	HGWA-1 (bg)	0	0	90	No	26	100	n/a	0.05	NP
Molybdenum (mg/L)	HGWA-2 (bg)	0	0	85	No	25	100	n/a	0.05	NP
Molybdenum (mg/L)	HGWA-3 (bg)	0	0	90	No	26	100	n/a	0.05	NP
Molybdenum (mg/L)	**HGWA-43D (bg)**	**-0.0009202**	**-41**	**-30**	**Yes**	**12**	**0**	**n/a**	**0.05**	**NP**
Molybdenum (mg/L)	HGWA-44D (bg)	0	2	30	No	12	0	n/a	0.05	NP
Molybdenum (mg/L)	**HGWC-8**	**-0.02309**	**-163**	**-96**	**Yes**	**27**	**0**	**n/a**	**0.05**	**NP**

Table of Contents

Figure A. Time Series	27
Figure B. Box Plots	167
Figure C. Outlier Summary	189
Figure D. Appendix III Interwell Prediction Limits	191
Figure E. Appendix III Trend Tests	242
Figure F. Upper Tolerance Limits	256
Figure G. Groundwater Protection Standards	266
Figure H. Confidence Intervals	268
Figure I. Appendix IV Trend Tests	353

FIGURE A.

Sanitas™ v.10.0.20 Software licensed to Groundwater Stats Consulting. UG
Hollow symbols indicate censored values.

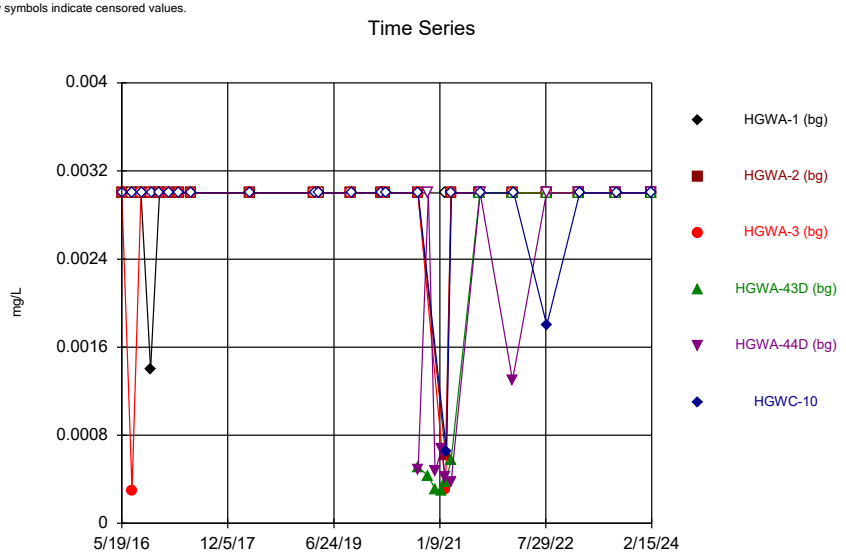

Constituent: Antimony Analysis Run 8/5/2024 9:45 AM
Plant Hammond Client: Southern Company Data: Hammond AP-1

Sanitas™ v.10.0.20 Software licensed to Groundwater Stats Consulting. UG
Hollow symbols indicate censored values.

Constituent: Antimony Analysis Run 8/5/2024 9:45 AM
Plant Hammond Client: Southern Company Data: Hammond AP-1

Sanitas™ v.10.0.20 Software licensed to Groundwater Stats Consulting. UG
Hollow symbols indicate censored values.

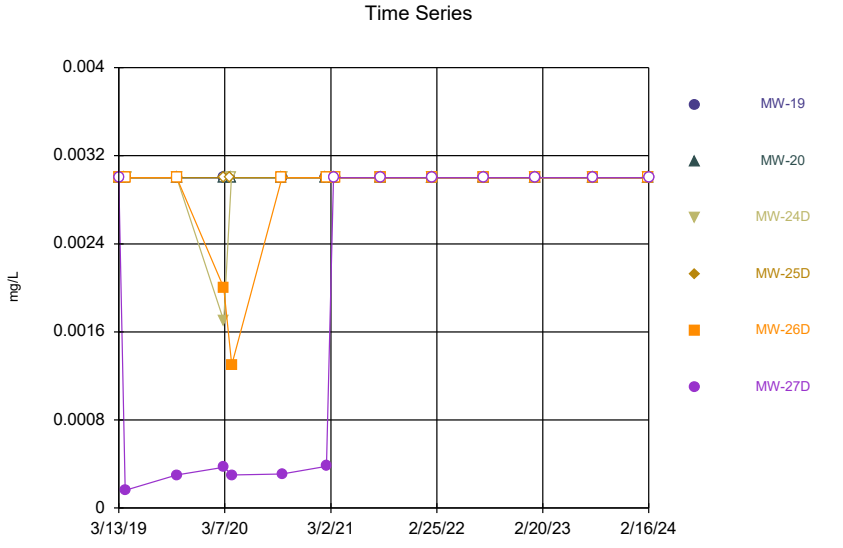

Constituent: Antimony Analysis Run 8/5/2024 9:45 AM
Plant Hammond Client: Southern Company Data: Hammond AP-1

Sanitas™ v.10.0.20 Software licensed to Groundwater Stats Consulting. UG
Hollow symbols indicate censored values.

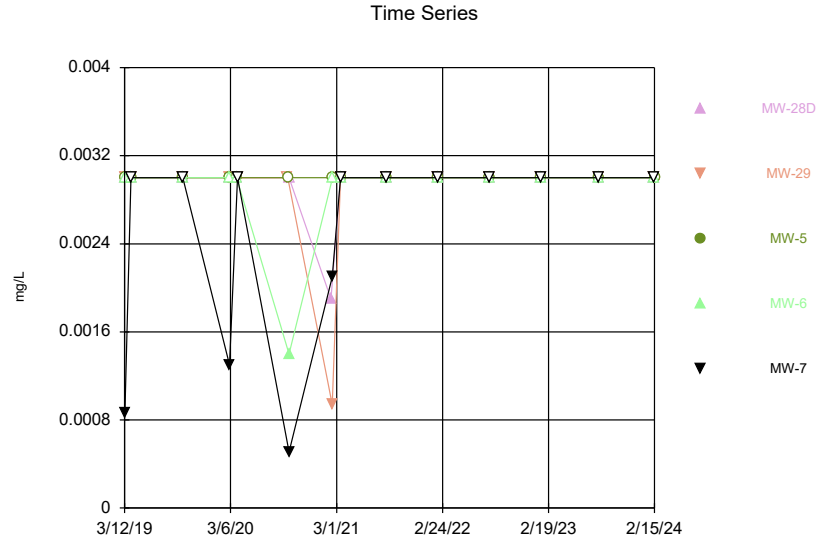

Constituent: Antimony Analysis Run 8/5/2024 9:45 AM
Plant Hammond Client: Southern Company Data: Hammond AP-1

Sanitas™ v.10.0.20 Software licensed to Groundwater Stats Consulting. UG
Hollow symbols indicate censored values.

Time Series

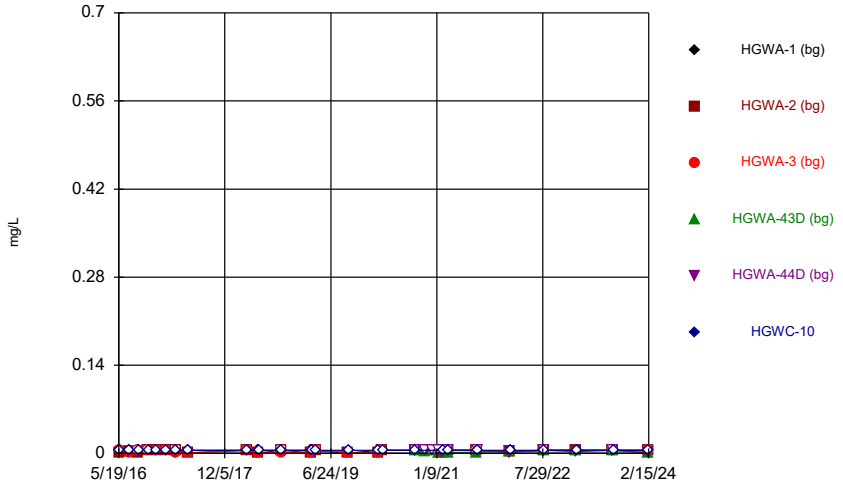

Constituent: Arsenic Analysis Run 8/5/2024 9:45 AM
Plant Hammond Client: Southern Company Data: Hammond AP-1

Sanitas™ v.10.0.20 Software licensed to Groundwater Stats Consulting. UG
Hollow symbols indicate censored values.

Time Series

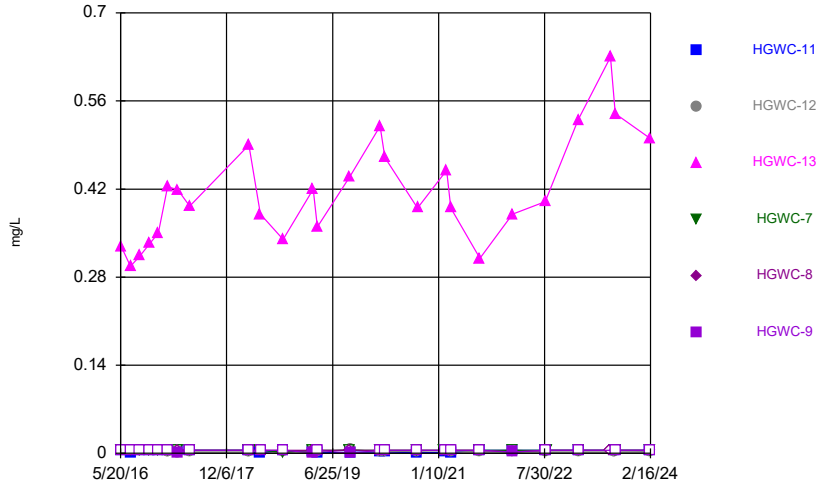

Constituent: Arsenic Analysis Run 8/5/2024 9:45 AM
Plant Hammond Client: Southern Company Data: Hammond AP-1

Sanitas™ v.10.0.20 Software licensed to Groundwater Stats Consulting. UG
Hollow symbols indicate censored values.

Time Series

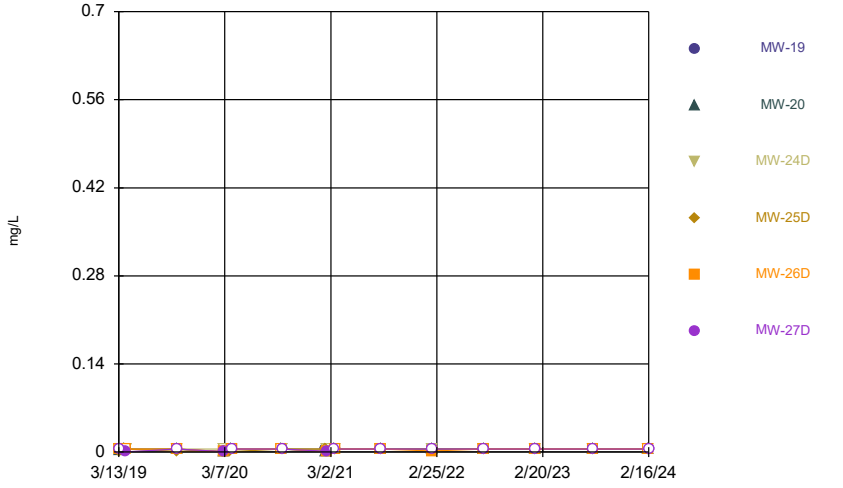

Constituent: Arsenic Analysis Run 8/5/2024 9:45 AM
Plant Hammond Client: Southern Company Data: Hammond AP-1

Sanitas™ v.10.0.20 Software licensed to Groundwater Stats Consulting. UG
Hollow symbols indicate censored values.

Time Series

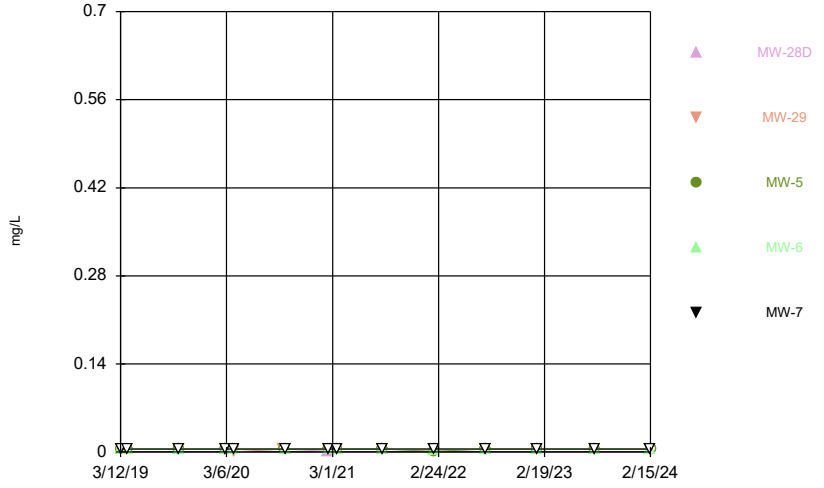

Constituent: Arsenic Analysis Run 8/5/2024 9:45 AM
Plant Hammond Client: Southern Company Data: Hammond AP-1

Sanitas™ v.10.0.20 Software licensed to Groundwater Stats Consulting. UG

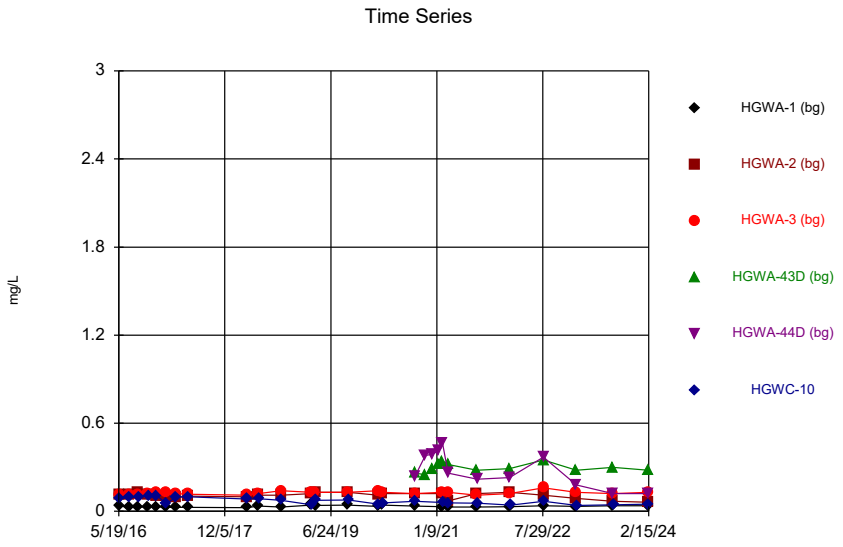

Constituent: Barium Analysis Run 8/5/2024 9:45 AM

Plant Hammond Client: Southern Company Data: Hammond AP-1

Sanitas™ v.10.0.20 Software licensed to Groundwater Stats Consulting. UG

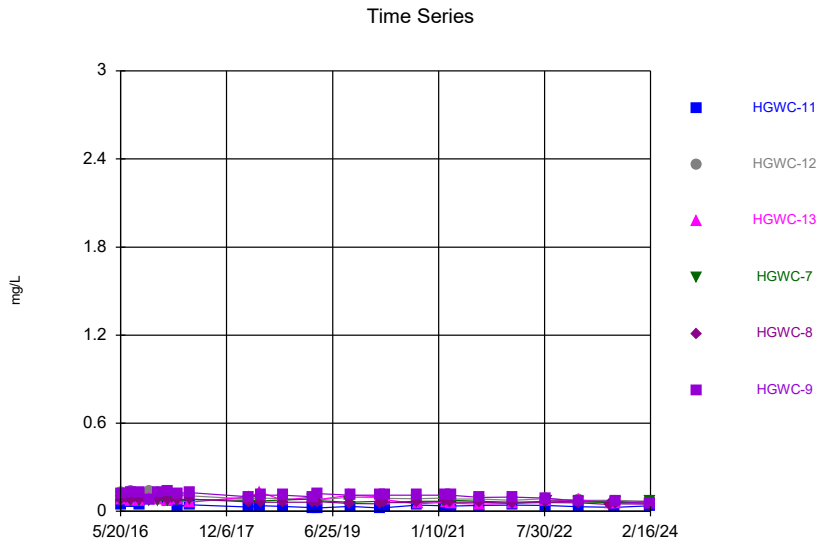

Constituent: Barium Analysis Run 8/5/2024 9:45 AM

Plant Hammond Client: Southern Company Data: Hammond AP-1

Sanitas™ v.10.0.20 Software licensed to Groundwater Stats Consulting. UG

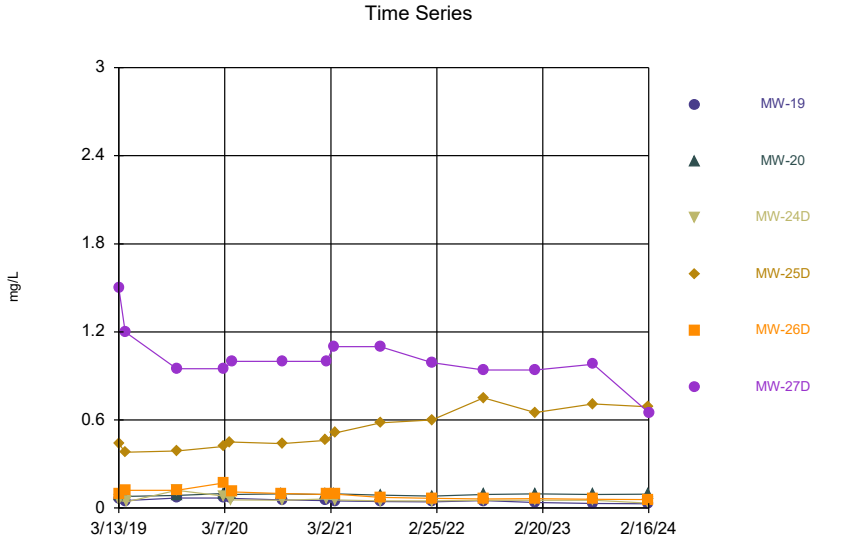

Constituent: Barium Analysis Run 8/5/2024 9:45 AM

Plant Hammond Client: Southern Company Data: Hammond AP-1

Sanitas™ v.10.0.20 Software licensed to Groundwater Stats Consulting. UG

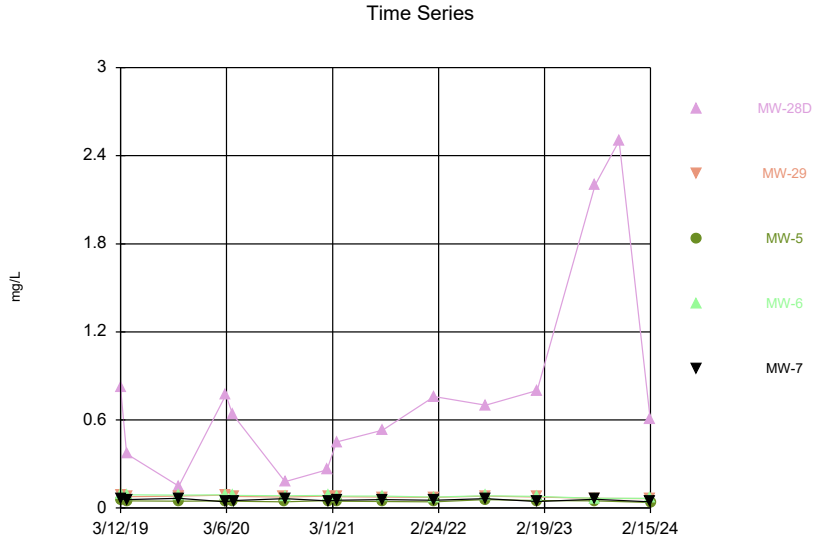

Constituent: Barium Analysis Run 8/5/2024 9:45 AM

Plant Hammond Client: Southern Company Data: Hammond AP-1

Sanitas™ v.10.0.20 Software licensed to Groundwater Stats Consulting. UG
Hollow symbols indicate censored values.

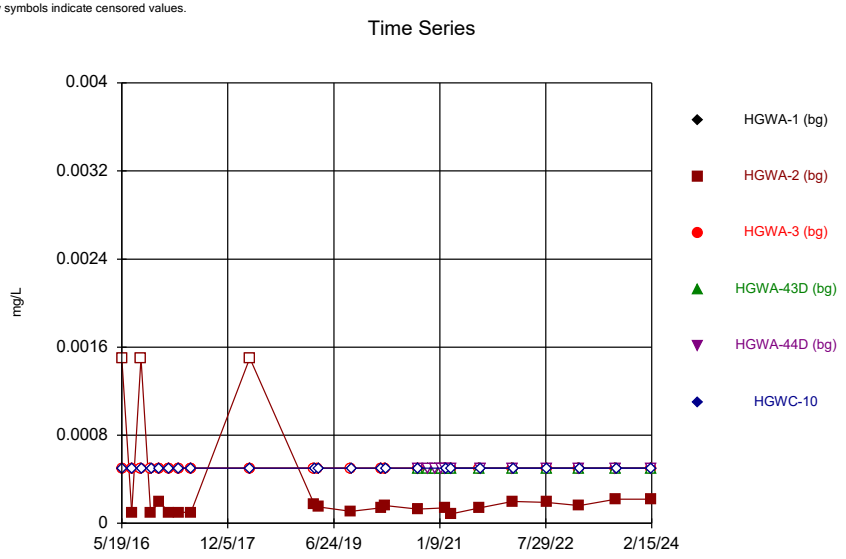

Constituent: Beryllium Analysis Run 8/5/2024 9:45 AM
Plant Hammond Client: Southern Company Data: Hammond AP-1

Sanitas™ v.10.0.20 Software licensed to Groundwater Stats Consulting. UG
Hollow symbols indicate censored values.

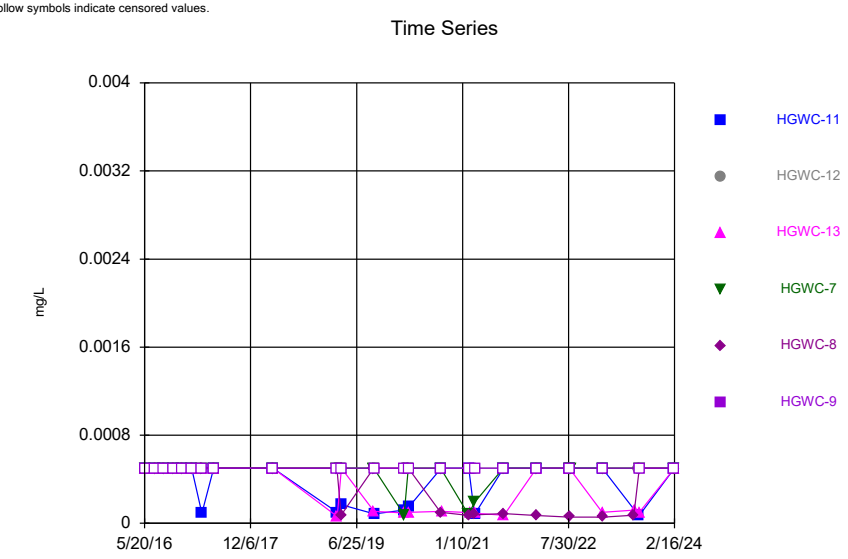

Constituent: Beryllium Analysis Run 8/5/2024 9:45 AM
Plant Hammond Client: Southern Company Data: Hammond AP-1

Sanitas™ v.10.0.20 Software licensed to Groundwater Stats Consulting. UG
Hollow symbols indicate censored values.

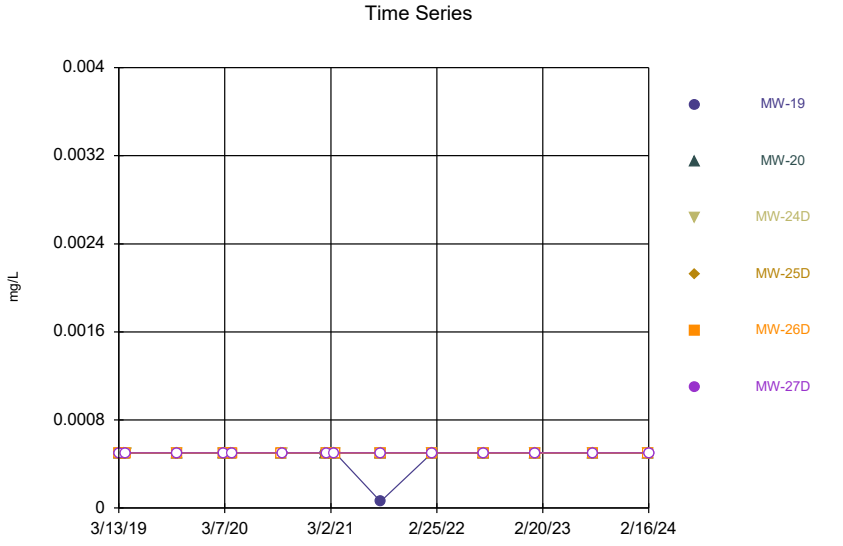

Constituent: Beryllium Analysis Run 8/5/2024 9:45 AM
Plant Hammond Client: Southern Company Data: Hammond AP-1

Sanitas™ v.10.0.20 Software licensed to Groundwater Stats Consulting. UG
Hollow symbols indicate censored values.

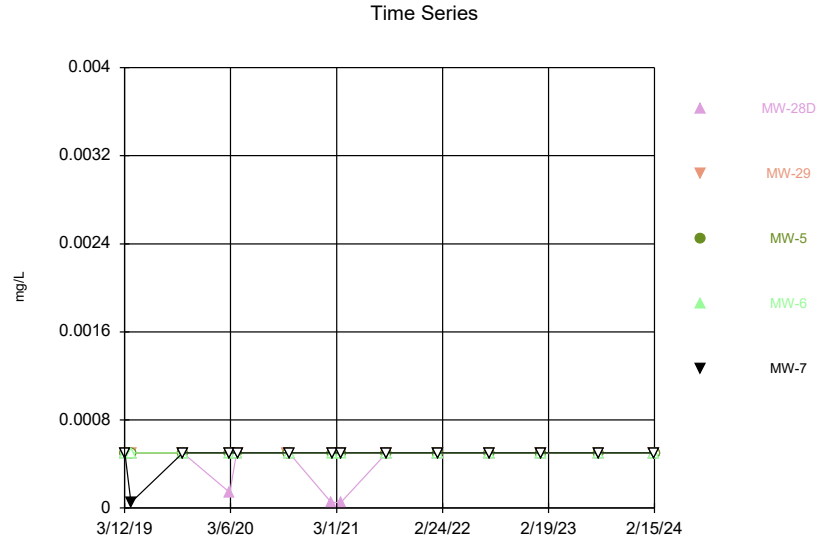

Constituent: Beryllium Analysis Run 8/5/2024 9:45 AM
Plant Hammond Client: Southern Company Data: Hammond AP-1

Sanitas™ v.10.0.20 Software licensed to Groundwater Stats Consulting. UG
Hollow symbols indicate censored values.

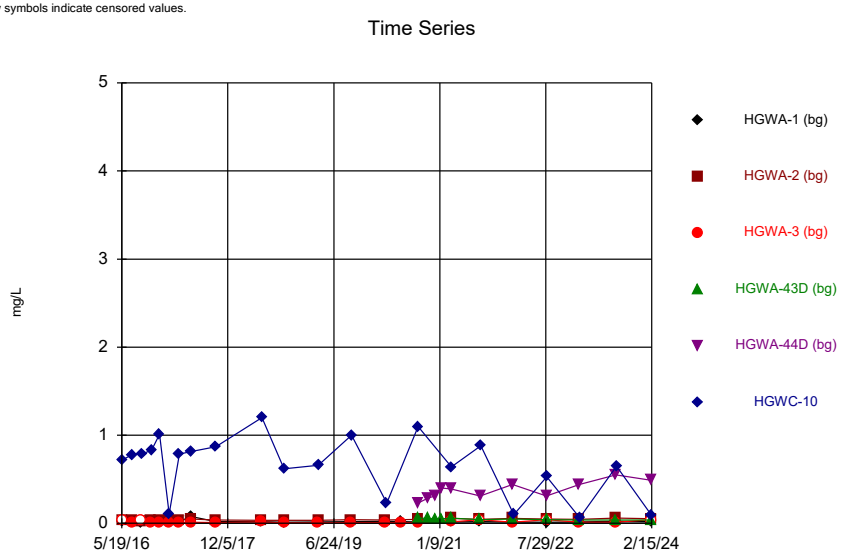

Constituent: Boron Analysis Run 8/5/2024 9:45 AM
Plant Hammond Client: Southern Company Data: Hammond AP-1

Sanitas™ v.10.0.20 Software licensed to Groundwater Stats Consulting. UG

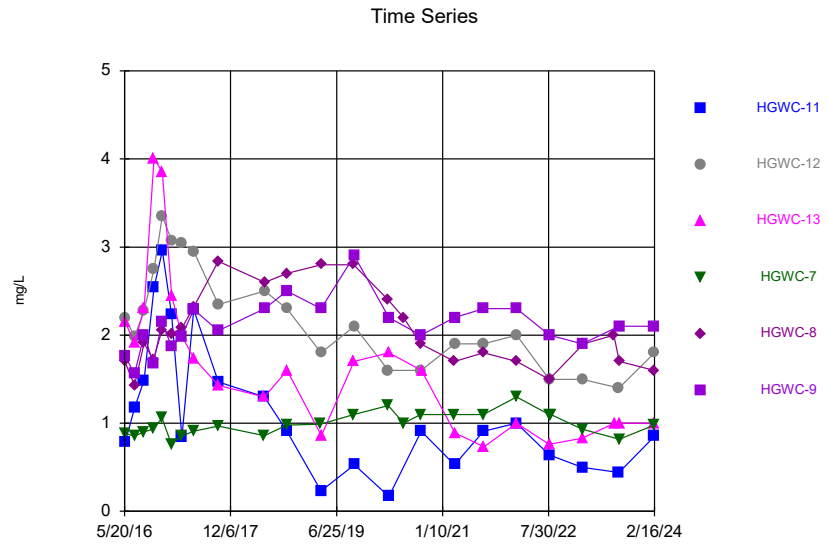

Constituent: Boron Analysis Run 8/5/2024 9:45 AM
Plant Hammond Client: Southern Company Data: Hammond AP-1

Sanitas™ v.10.0.20 Software licensed to Groundwater Stats Consulting. UG

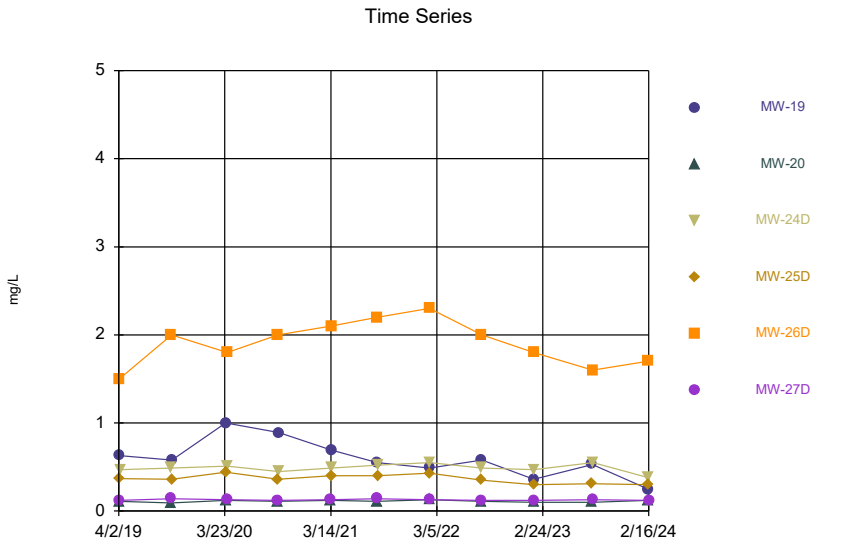

Constituent: Boron Analysis Run 8/5/2024 9:45 AM
Plant Hammond Client: Southern Company Data: Hammond AP-1

Sanitas™ v.10.0.20 Software licensed to Groundwater Stats Consulting. UG

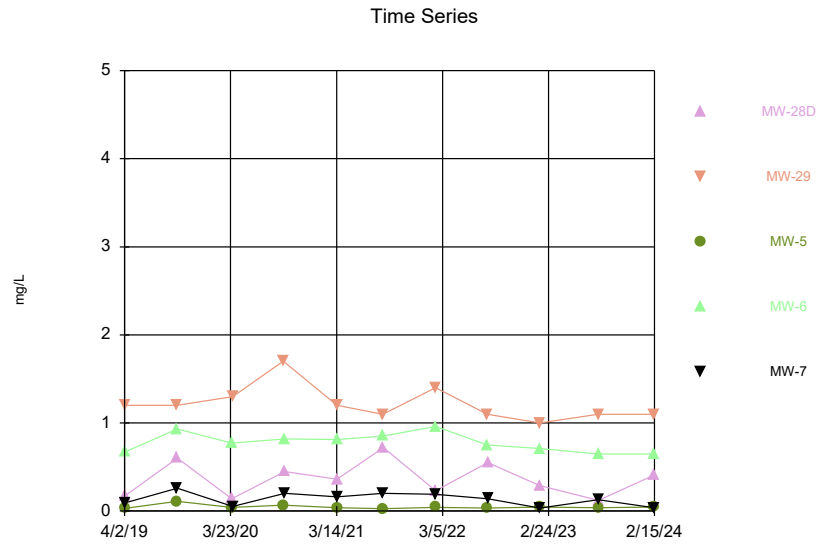

Constituent: Boron Analysis Run 8/5/2024 9:45 AM
Plant Hammond Client: Southern Company Data: Hammond AP-1

Sanitas™ v.10.0.20 Software licensed to Groundwater Stats Consulting. UG
Hollow symbols indicate censored values.

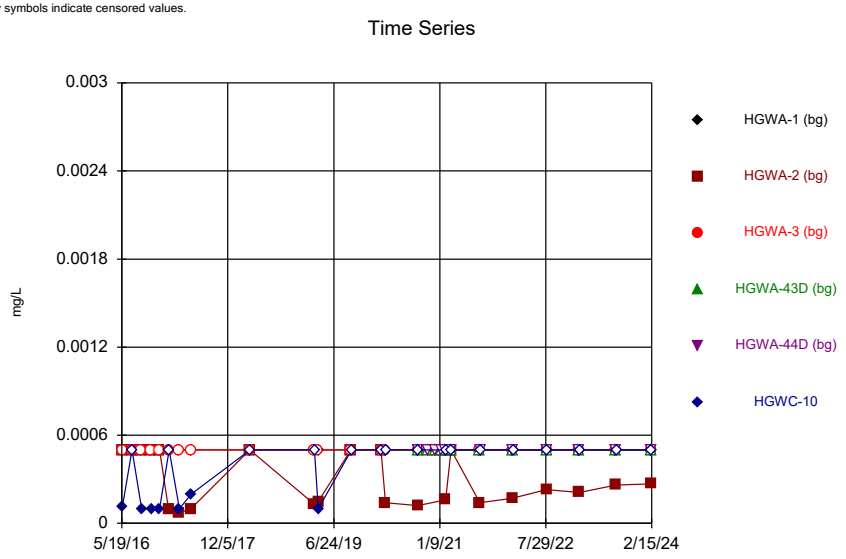

Constituent: Cadmium Analysis Run 8/5/2024 9:45 AM
Plant Hammond Client: Southern Company Data: Hammond AP-1

Sanitas™ v.10.0.20 Software licensed to Groundwater Stats Consulting. UG
Hollow symbols indicate censored values.

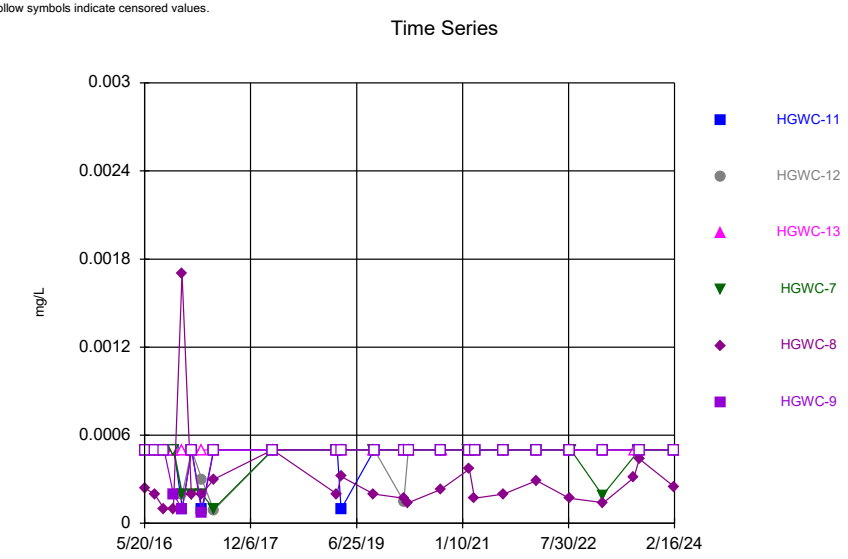

Constituent: Cadmium Analysis Run 8/5/2024 9:45 AM
Plant Hammond Client: Southern Company Data: Hammond AP-1

Sanitas™ v.10.0.20 Software licensed to Groundwater Stats Consulting. UG
Hollow symbols indicate censored values.

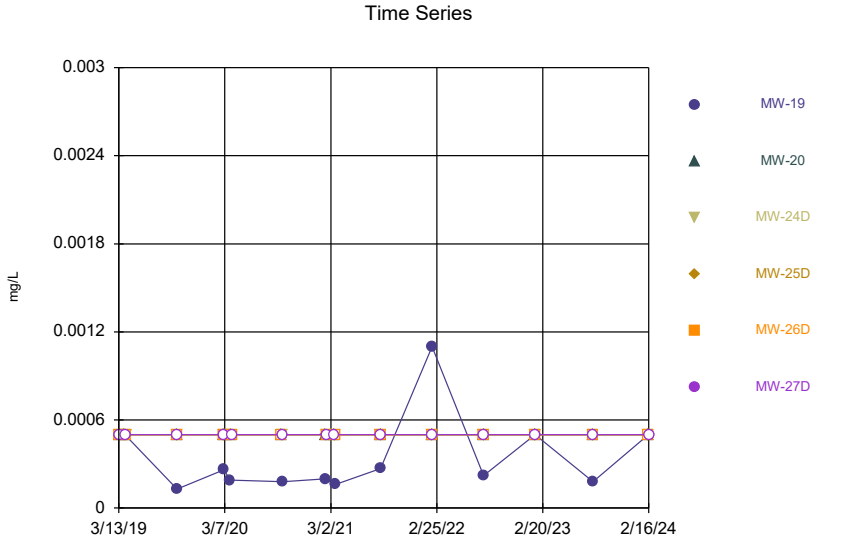

Constituent: Cadmium Analysis Run 8/5/2024 9:45 AM
Plant Hammond Client: Southern Company Data: Hammond AP-1

Sanitas™ v.10.0.20 Software licensed to Groundwater Stats Consulting. UG
Hollow symbols indicate censored values.

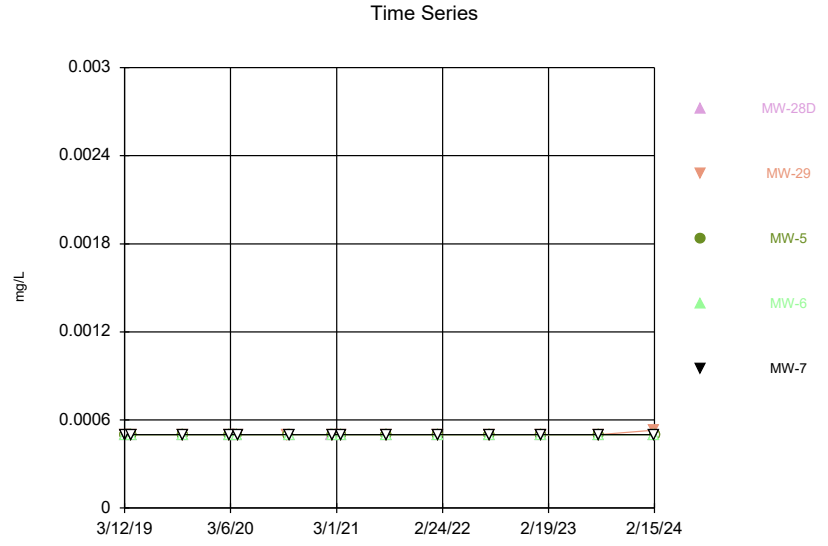

Constituent: Cadmium Analysis Run 8/5/2024 9:45 AM
Plant Hammond Client: Southern Company Data: Hammond AP-1

Sanitas™ v.10.0.20 Software licensed to Groundwater Stats Consulting. UG

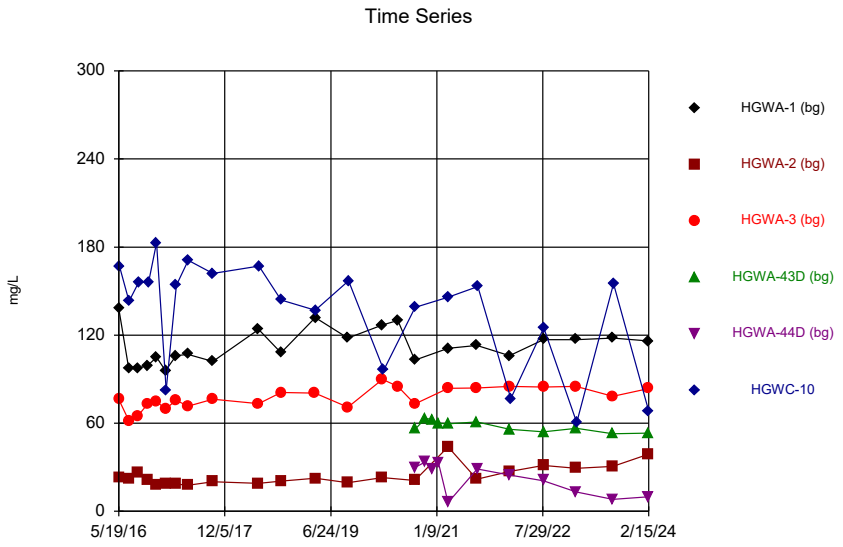

Constituent: Calcium Analysis Run 8/5/2024 9:45 AM

Plant Hammond Client: Southern Company Data: Hammond AP-1

Sanitas™ v.10.0.20 Software licensed to Groundwater Stats Consulting. UG

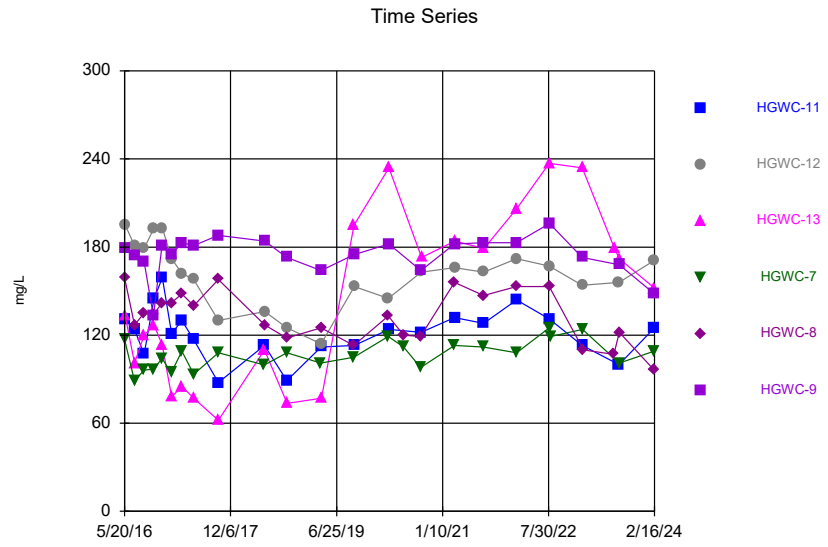

Constituent: Calcium Analysis Run 8/5/2024 9:45 AM

Plant Hammond Client: Southern Company Data: Hammond AP-1

Sanitas™ v.10.0.20 Software licensed to Groundwater Stats Consulting. UG

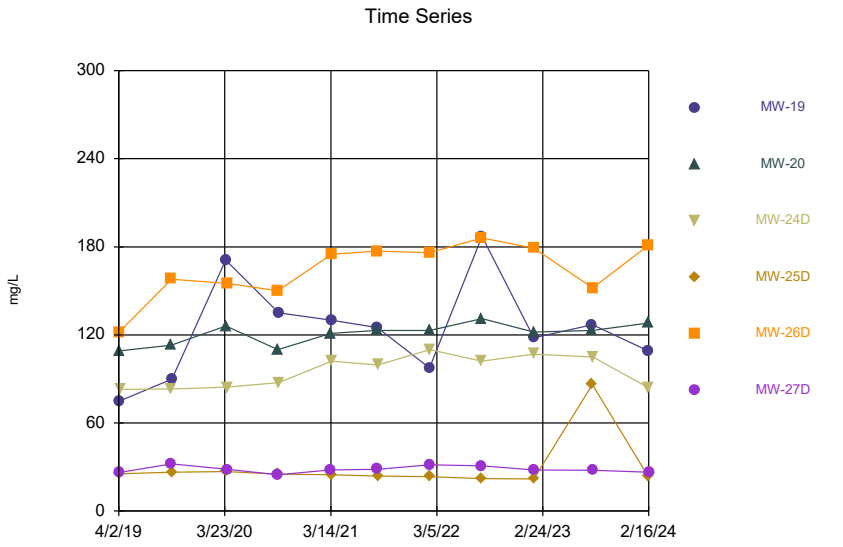

Constituent: Calcium Analysis Run 8/5/2024 9:45 AM

Plant Hammond Client: Southern Company Data: Hammond AP-1

Sanitas™ v.10.0.20 Software licensed to Groundwater Stats Consulting. UG

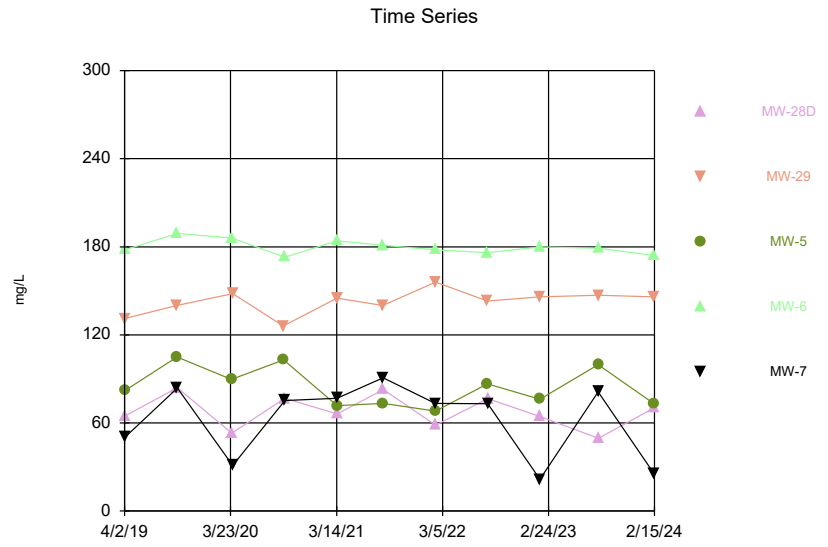

Constituent: Calcium Analysis Run 8/5/2024 9:45 AM

Plant Hammond Client: Southern Company Data: Hammond AP-1

Sanitas™ v.10.0.20 Software licensed to Groundwater Stats Consulting. UG

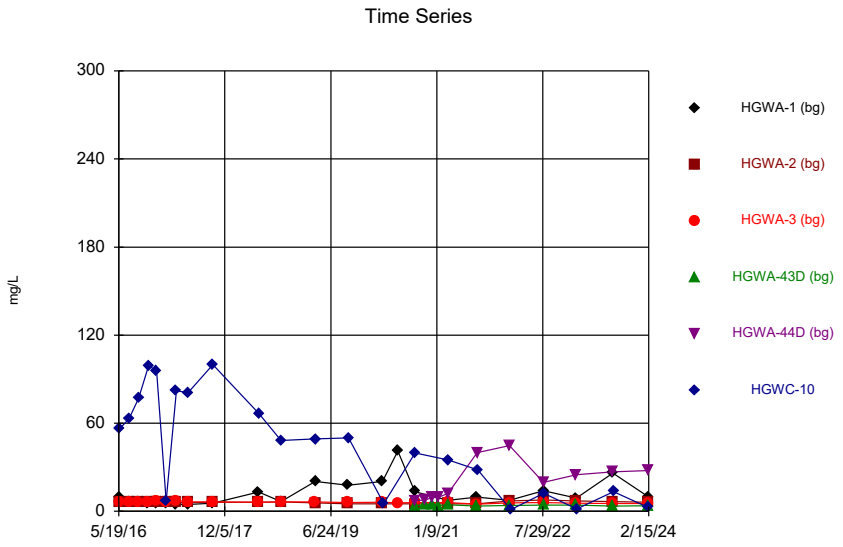

Constituent: Chloride Analysis Run 8/5/2024 9:45 AM

Plant Hammond Client: Southern Company Data: Hammond AP-1

Sanitas™ v.10.0.20 Software licensed to Groundwater Stats Consulting. UG

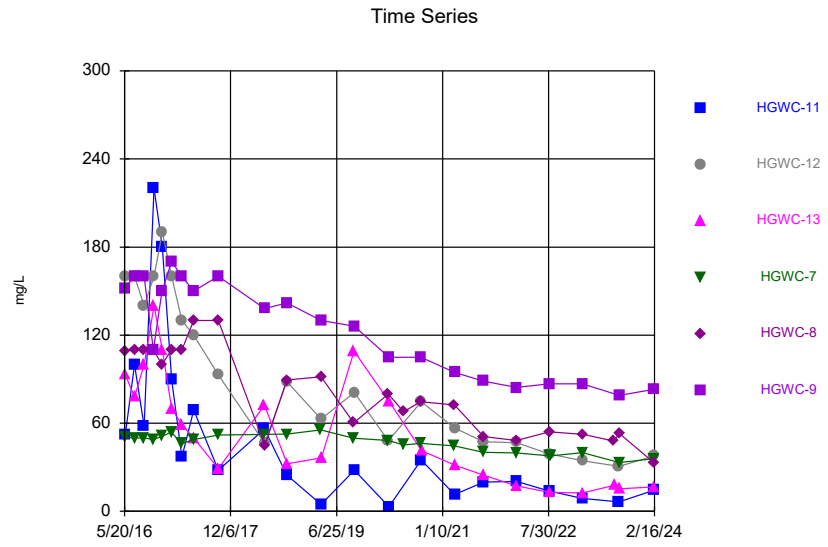

Constituent: Chloride Analysis Run 8/5/2024 9:45 AM

Plant Hammond Client: Southern Company Data: Hammond AP-1

Sanitas™ v.10.0.20 Software licensed to Groundwater Stats Consulting. UG

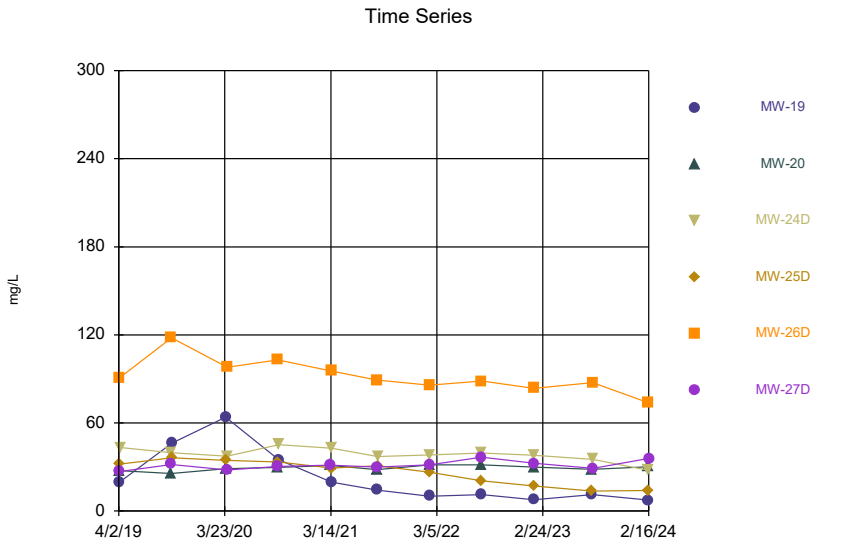

Constituent: Chloride Analysis Run 8/5/2024 9:45 AM

Plant Hammond Client: Southern Company Data: Hammond AP-1

Sanitas™ v.10.0.20 Software licensed to Groundwater Stats Consulting. UG

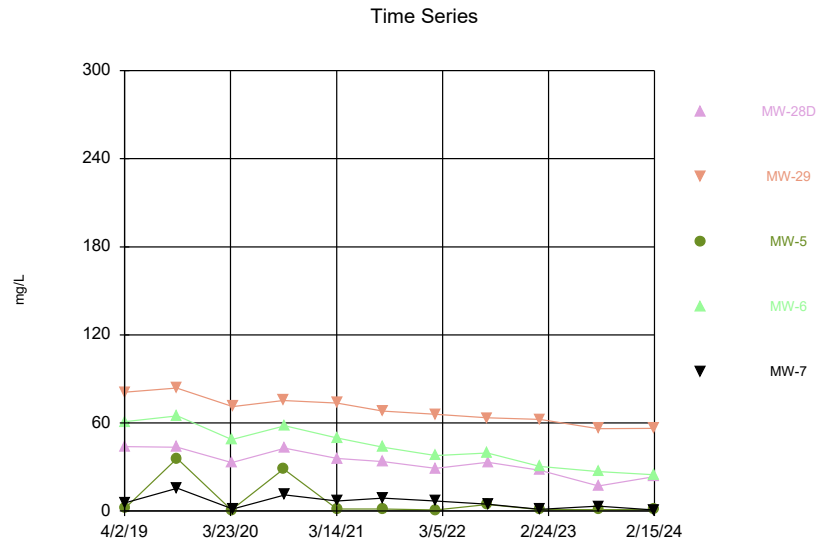

Constituent: Chloride Analysis Run 8/5/2024 9:45 AM

Plant Hammond Client: Southern Company Data: Hammond AP-1

Sanitas™ v.10.0.20 Software licensed to Groundwater Stats Consulting. UG
Hollow symbols indicate censored values.

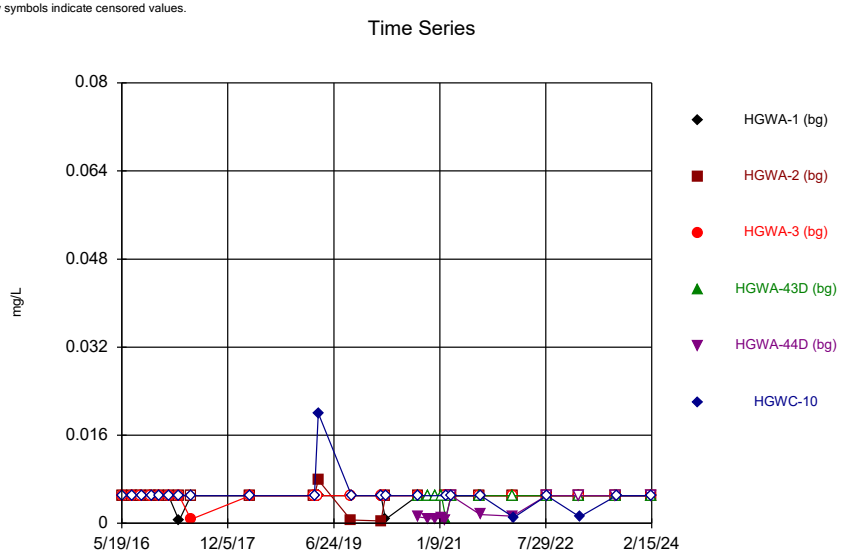

Constituent: Chromium Analysis Run 8/5/2024 9:46 AM
Plant Hammond Client: Southern Company Data: Hammond AP-1

Sanitas™ v.10.0.20 Software licensed to Groundwater Stats Consulting. UG
Hollow symbols indicate censored values.

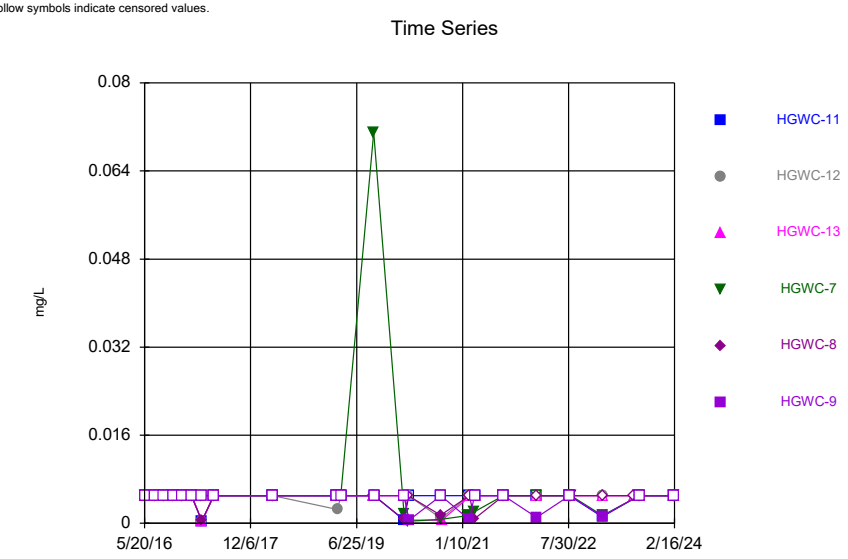

Constituent: Chromium Analysis Run 8/5/2024 9:46 AM
Plant Hammond Client: Southern Company Data: Hammond AP-1

Sanitas™ v.10.0.20 Software licensed to Groundwater Stats Consulting. UG
Hollow symbols indicate censored values.

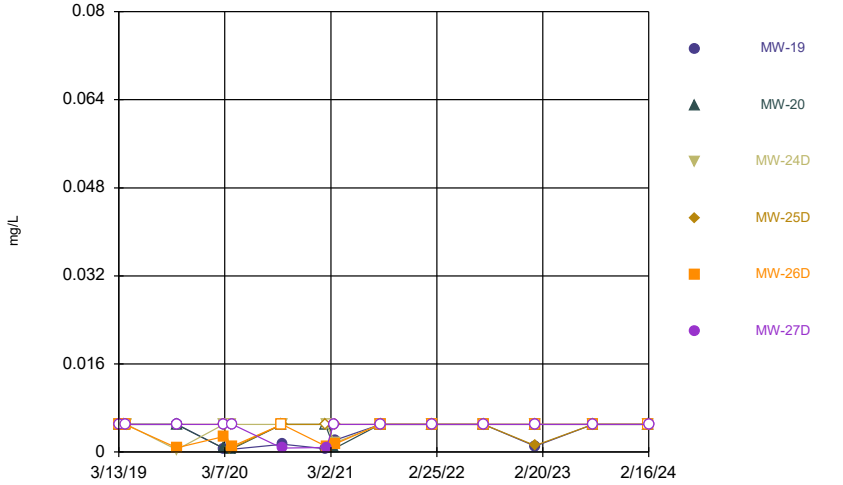

Constituent: Chromium Analysis Run 8/5/2024 9:46 AM
Plant Hammond Client: Southern Company Data: Hammond AP-1

Sanitas™ v.10.0.20 Software licensed to Groundwater Stats Consulting. UG
Hollow symbols indicate censored values.

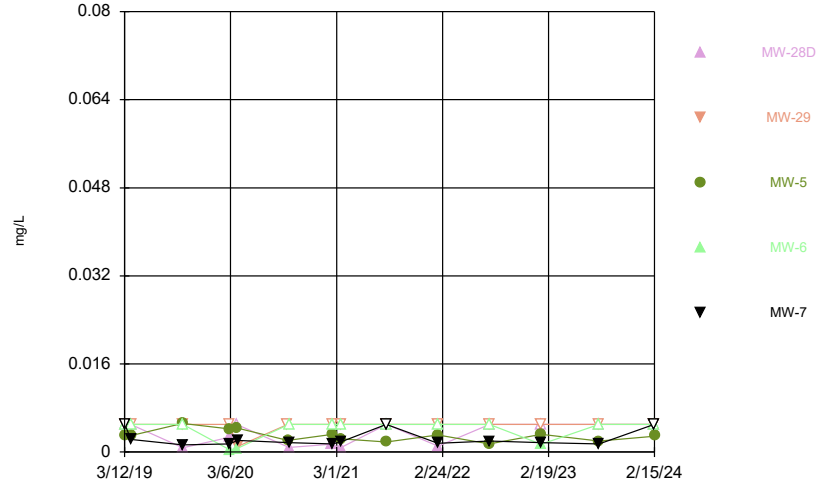

Constituent: Chromium Analysis Run 8/5/2024 9:46 AM
Plant Hammond Client: Southern Company Data: Hammond AP-1

Sanitas™ v.10.0.20 Software licensed to Groundwater Stats Consulting. UG
Hollow symbols indicate censored values.

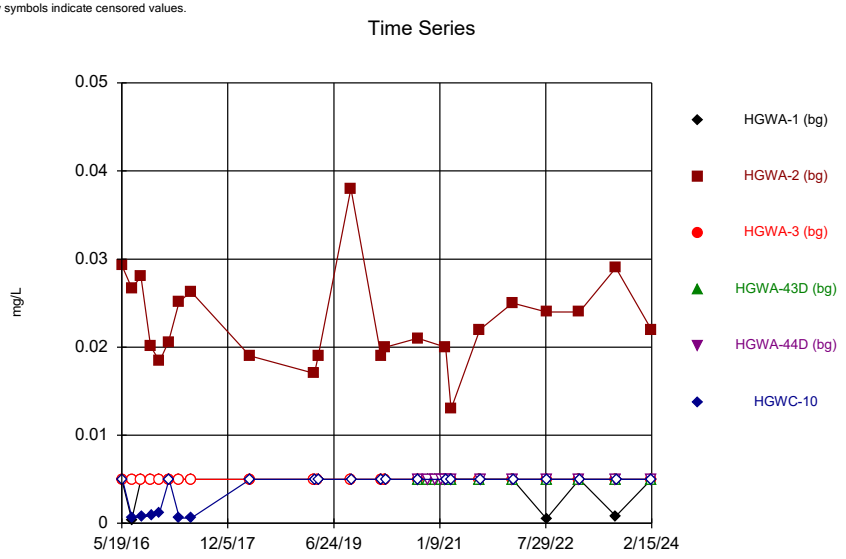

Constituent: Cobalt Analysis Run 8/5/2024 9:46 AM
Plant Hammond Client: Southern Company Data: Hammond AP-1

Sanitas™ v.10.0.20 Software licensed to Groundwater Stats Consulting. UG
Hollow symbols indicate censored values.

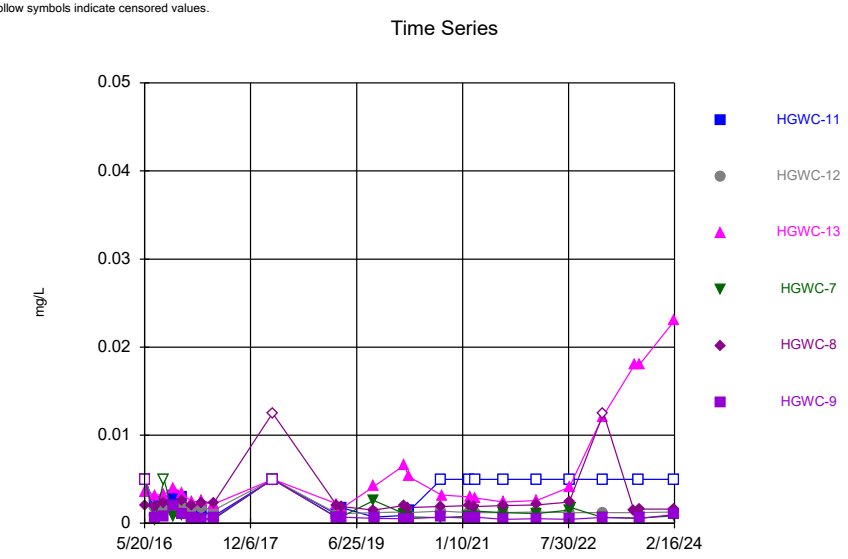

Constituent: Cobalt Analysis Run 8/5/2024 9:46 AM
Plant Hammond Client: Southern Company Data: Hammond AP-1

Sanitas™ v.10.0.20 Software licensed to Groundwater Stats Consulting. UG
Hollow symbols indicate censored values.

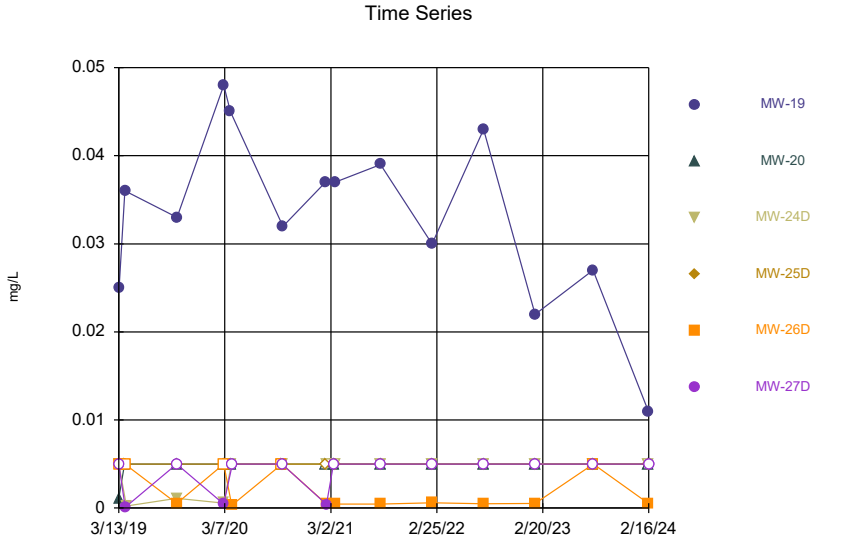

Constituent: Cobalt Analysis Run 8/5/2024 9:46 AM
Plant Hammond Client: Southern Company Data: Hammond AP-1

Sanitas™ v.10.0.20 Software licensed to Groundwater Stats Consulting. UG
Hollow symbols indicate censored values.

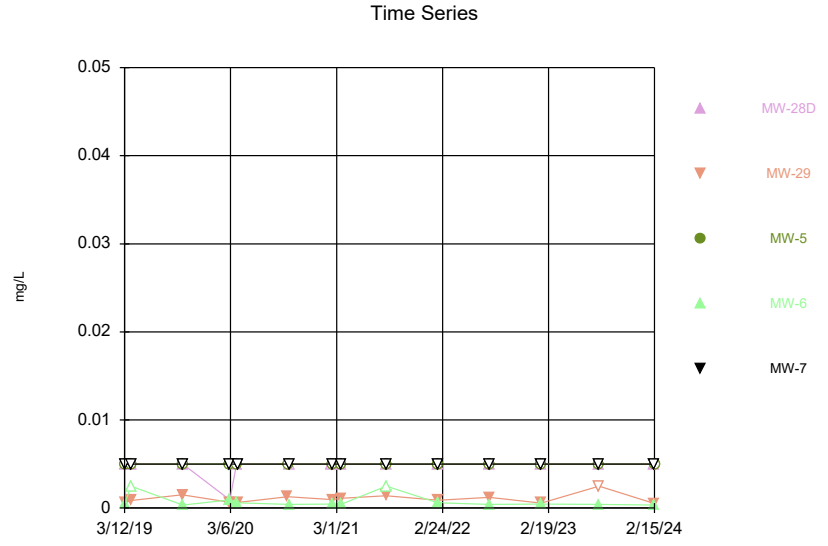

Constituent: Cobalt Analysis Run 8/5/2024 9:46 AM
Plant Hammond Client: Southern Company Data: Hammond AP-1

Sanitas™ v.10.0.20 Software licensed to Groundwater Stats Consulting. UG

Time Series

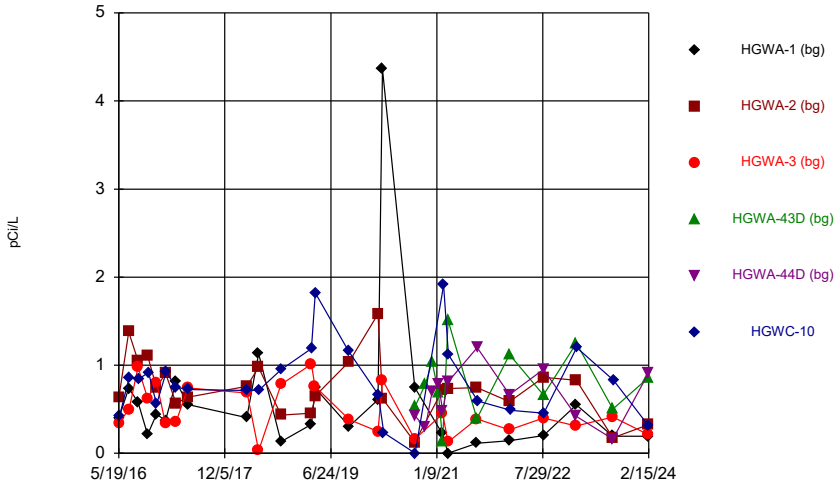

Constituent: Combined Radium 226 + 228 Analysis Run 8/5/2024 9:46 AM

Plant Hammond Client: Southern Company Data: Hammond AP-1

Sanitas™ v.10.0.20 Software licensed to Groundwater Stats Consulting. UG

Time Series

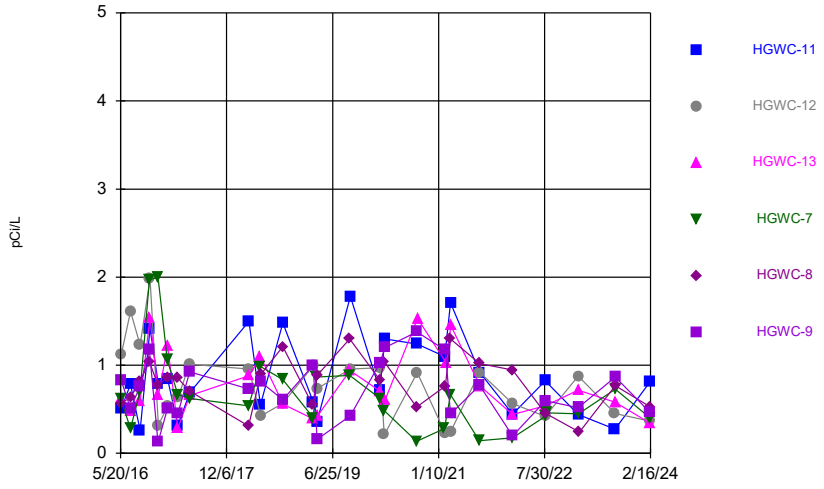

Constituent: Combined Radium 226 + 228 Analysis Run 8/5/2024 9:46 AM

Plant Hammond Client: Southern Company Data: Hammond AP-1

Sanitas™ v.10.0.20 Software licensed to Groundwater Stats Consulting. UG

Time Series

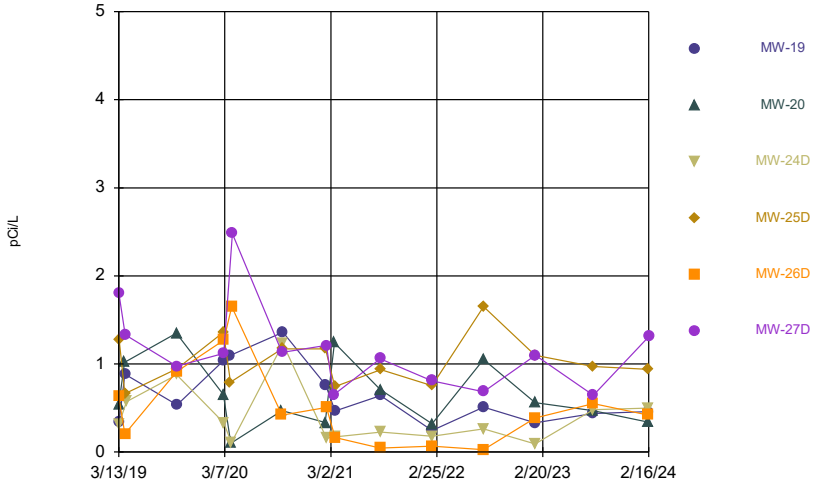

Constituent: Combined Radium 226 + 228 Analysis Run 8/5/2024 9:46 AM

Plant Hammond Client: Southern Company Data: Hammond AP-1

Sanitas™ v.10.0.20 Software licensed to Groundwater Stats Consulting. UG

Time Series

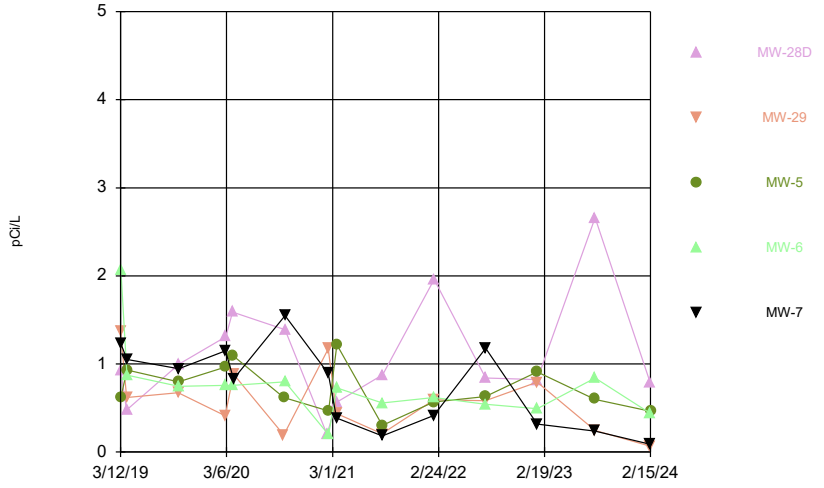

Constituent: Combined Radium 226 + 228 Analysis Run 8/5/2024 9:46 AM

Plant Hammond Client: Southern Company Data: Hammond AP-1

Sanitas™ v.10.0.20 Software licensed to Groundwater Stats Consulting. UG
Hollow symbols indicate censored values.

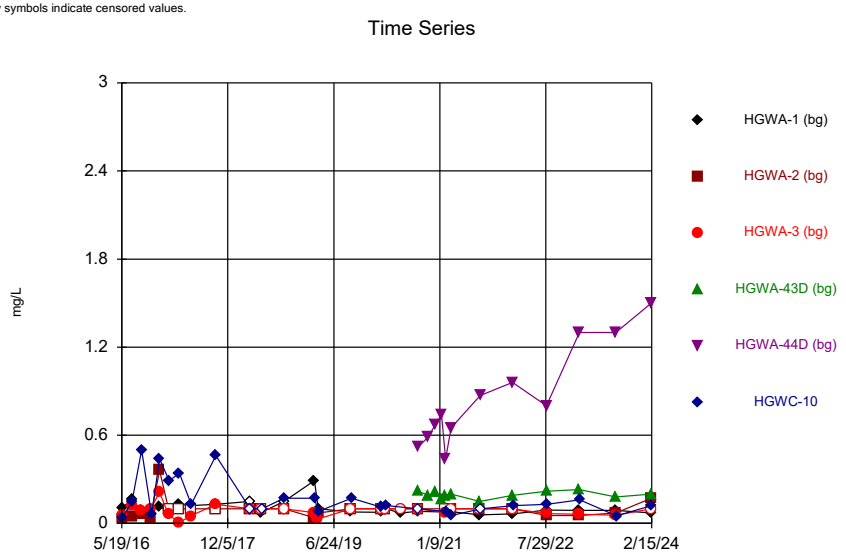

Constituent: Fluoride Analysis Run 8/5/2024 9:46 AM
Plant Hammond Client: Southern Company Data: Hammond AP-1

Sanitas™ v.10.0.20 Software licensed to Groundwater Stats Consulting. UG
Hollow symbols indicate censored values.

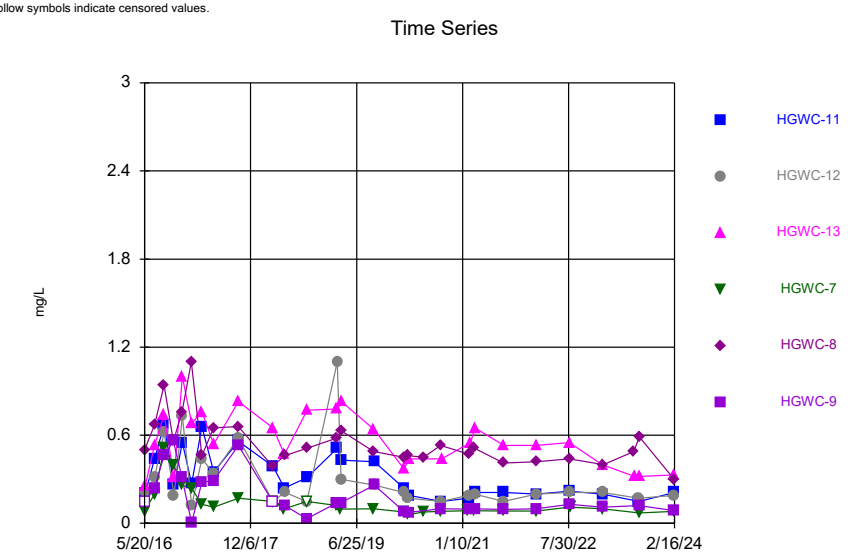

Constituent: Fluoride Analysis Run 8/5/2024 9:46 AM
Plant Hammond Client: Southern Company Data: Hammond AP-1

Sanitas™ v.10.0.20 Software licensed to Groundwater Stats Consulting. UG
Hollow symbols indicate censored values.

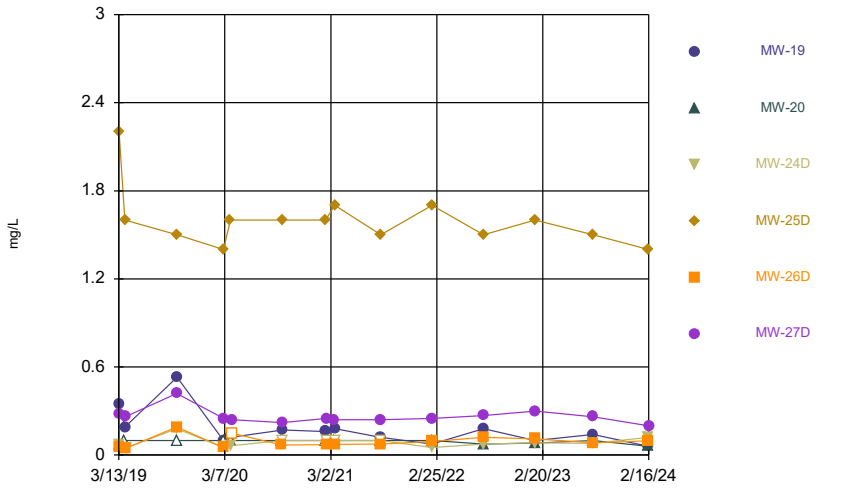

Constituent: Fluoride Analysis Run 8/5/2024 9:46 AM
Plant Hammond Client: Southern Company Data: Hammond AP-1

Sanitas™ v.10.0.20 Software licensed to Groundwater Stats Consulting. UG
Hollow symbols indicate censored values.

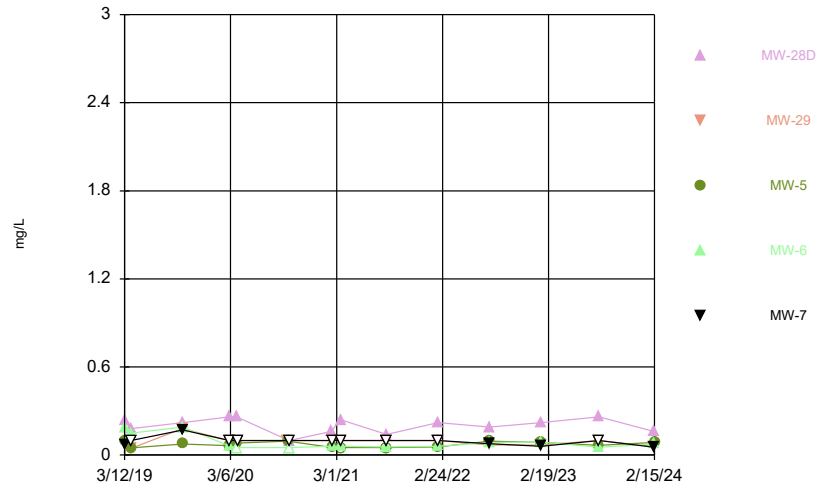

Constituent: Fluoride Analysis Run 8/5/2024 9:46 AM
Plant Hammond Client: Southern Company Data: Hammond AP-1

Sanitas™ v.10.0.20 Software licensed to Groundwater Stats Consulting. UG
Hollow symbols indicate censored values.

Time Series

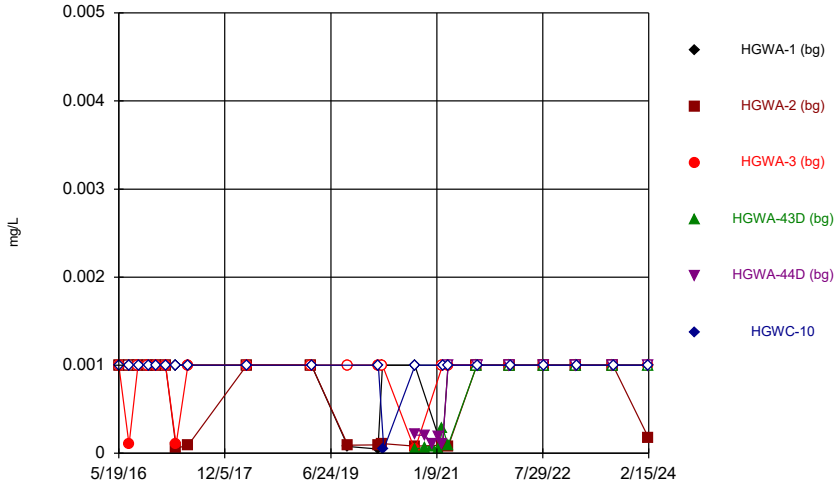

Constituent: Lead Analysis Run 8/5/2024 9:46 AM
Plant Hammond Client: Southern Company Data: Hammond AP-1

Sanitas™ v.10.0.20 Software licensed to Groundwater Stats Consulting. UG
Hollow symbols indicate censored values.

Time Series

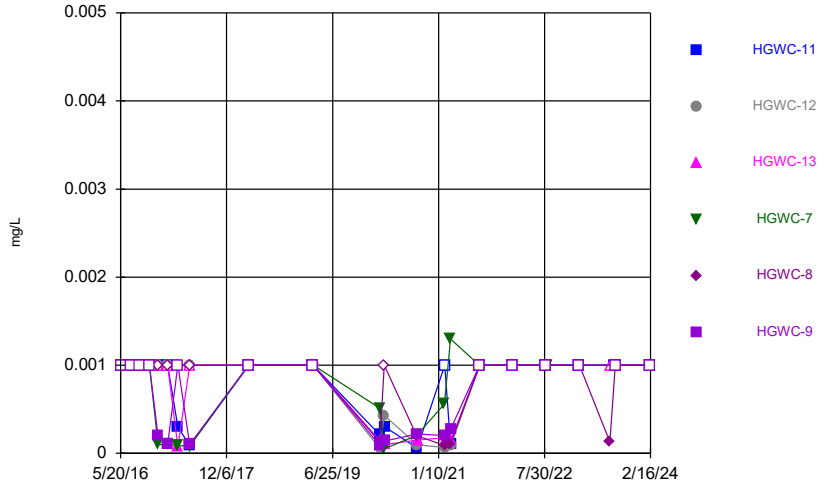

Constituent: Lead Analysis Run 8/5/2024 9:46 AM
Plant Hammond Client: Southern Company Data: Hammond AP-1

Sanitas™ v.10.0.20 Software licensed to Groundwater Stats Consulting. UG
Hollow symbols indicate censored values.

Time Series

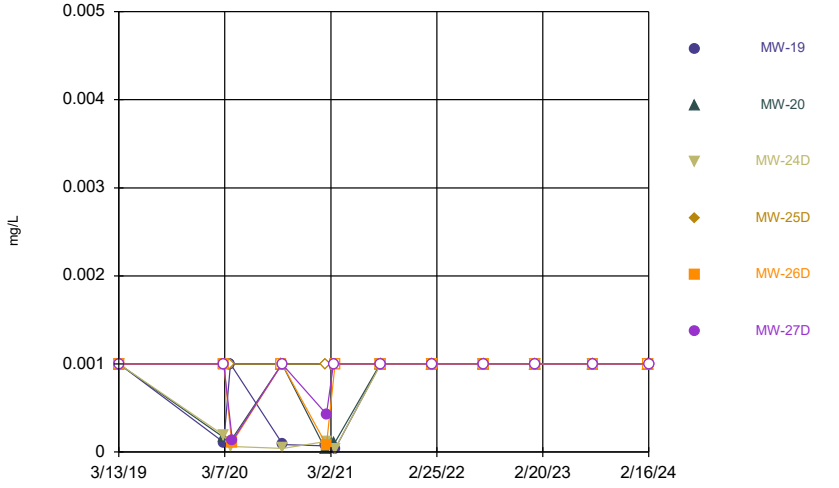

Constituent: Lead Analysis Run 8/5/2024 9:46 AM
Plant Hammond Client: Southern Company Data: Hammond AP-1

Sanitas™ v.10.0.20 Software licensed to Groundwater Stats Consulting. UG
Hollow symbols indicate censored values.

Time Series

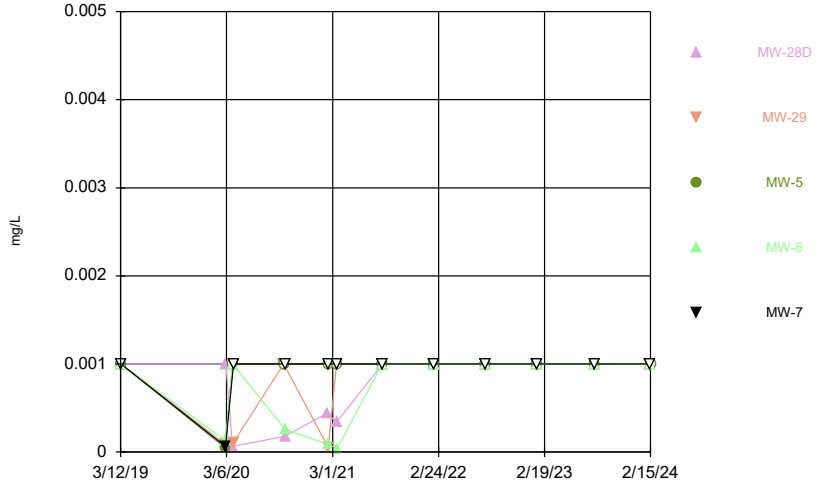

Constituent: Lead Analysis Run 8/5/2024 9:46 AM
Plant Hammond Client: Southern Company Data: Hammond AP-1

Sanitas™ v.10.0.20 Software licensed to Groundwater Stats Consulting. UG
Hollow symbols indicate censored values.

Time Series

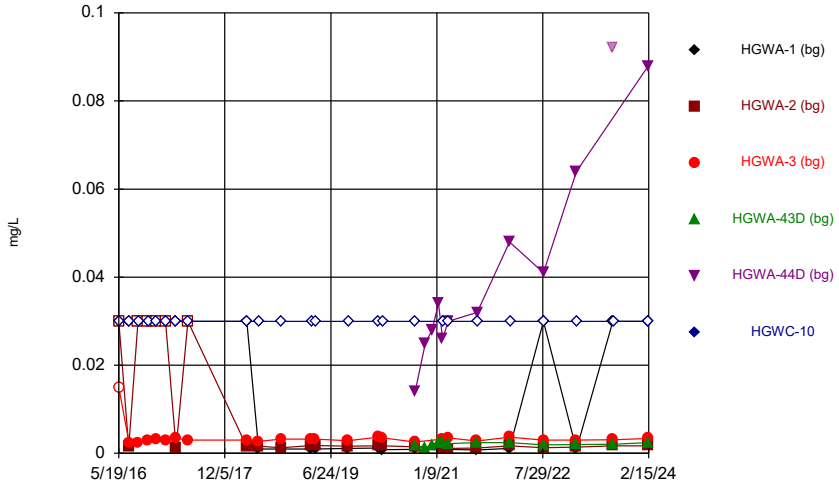

Constituent: Lithium Analysis Run 8/5/2024 9:46 AM
Plant Hammond Client: Southern Company Data: Hammond AP-1

Sanitas™ v.10.0.20 Software licensed to Groundwater Stats Consulting. UG
Hollow symbols indicate censored values.

Time Series

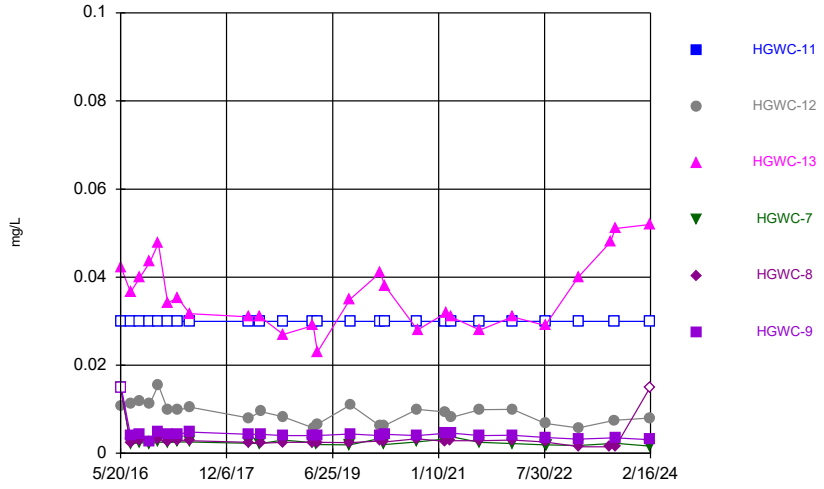

Constituent: Lithium Analysis Run 8/5/2024 9:46 AM
Plant Hammond Client: Southern Company Data: Hammond AP-1

Sanitas™ v.10.0.20 Software licensed to Groundwater Stats Consulting. UG
Hollow symbols indicate censored values.

Time Series

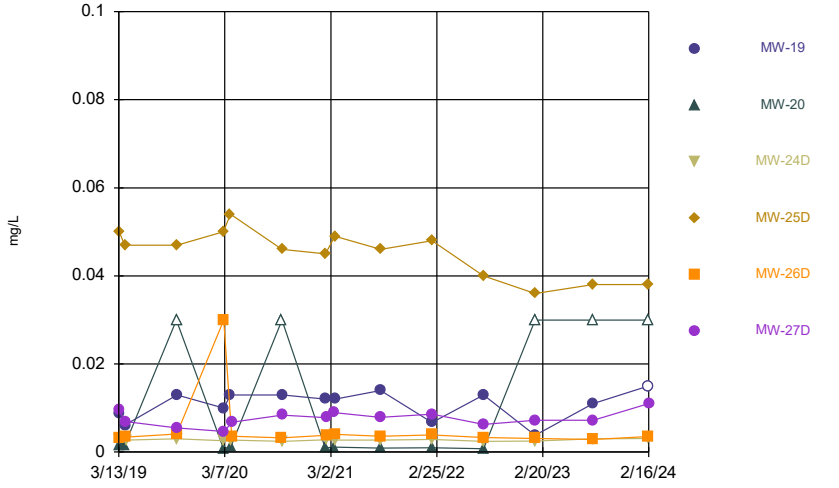

Constituent: Lithium Analysis Run 8/5/2024 9:46 AM
Plant Hammond Client: Southern Company Data: Hammond AP-1

Sanitas™ v.10.0.20 Software licensed to Groundwater Stats Consulting. UG
Hollow symbols indicate censored values.

Time Series

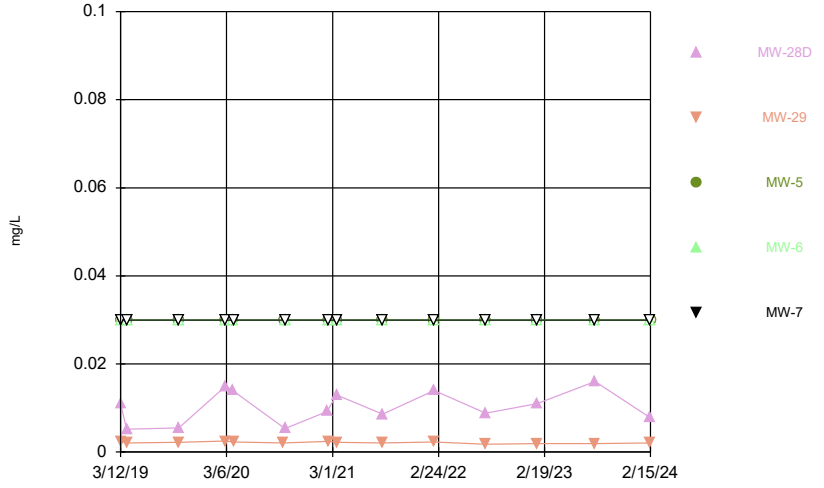

Constituent: Lithium Analysis Run 8/5/2024 9:46 AM
Plant Hammond Client: Southern Company Data: Hammond AP-1

Sanitas™ v.10.0.20 Software licensed to Groundwater Stats Consulting. UG
Hollow symbols indicate censored values.

Time Series

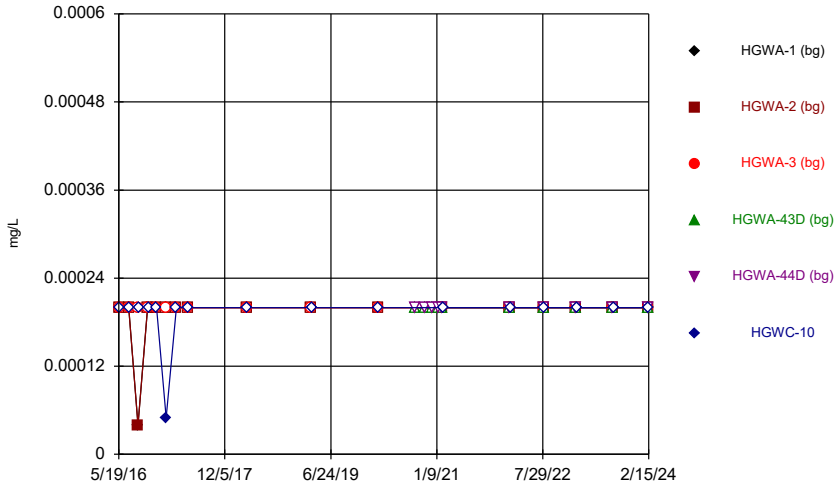

Constituent: Mercury Analysis Run 8/5/2024 9:46 AM
Plant Hammond Client: Southern Company Data: Hammond AP-1

Sanitas™ v.10.0.20 Software licensed to Groundwater Stats Consulting. UG
Hollow symbols indicate censored values.

Time Series

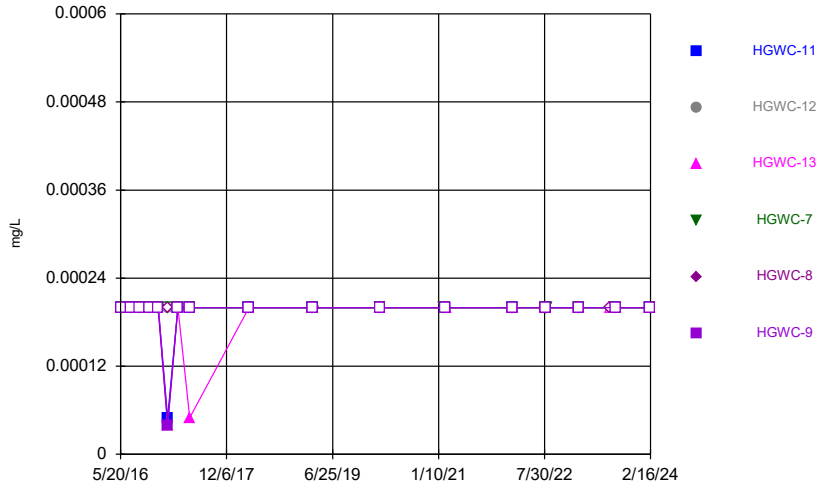

Constituent: Mercury Analysis Run 8/5/2024 9:46 AM
Plant Hammond Client: Southern Company Data: Hammond AP-1

Sanitas™ v.10.0.20 Software licensed to Groundwater Stats Consulting. UG
Hollow symbols indicate censored values.

Time Series

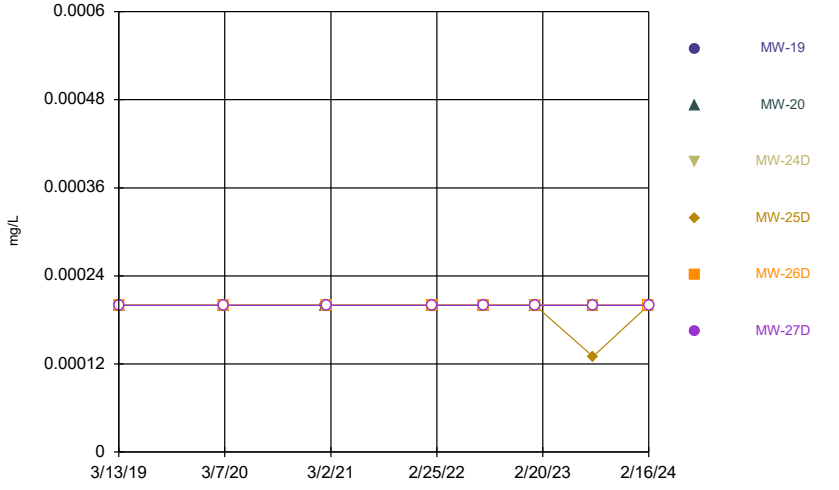

Constituent: Mercury Analysis Run 8/5/2024 9:46 AM
Plant Hammond Client: Southern Company Data: Hammond AP-1

Sanitas™ v.10.0.20 Software licensed to Groundwater Stats Consulting. UG
Hollow symbols indicate censored values.

Time Series

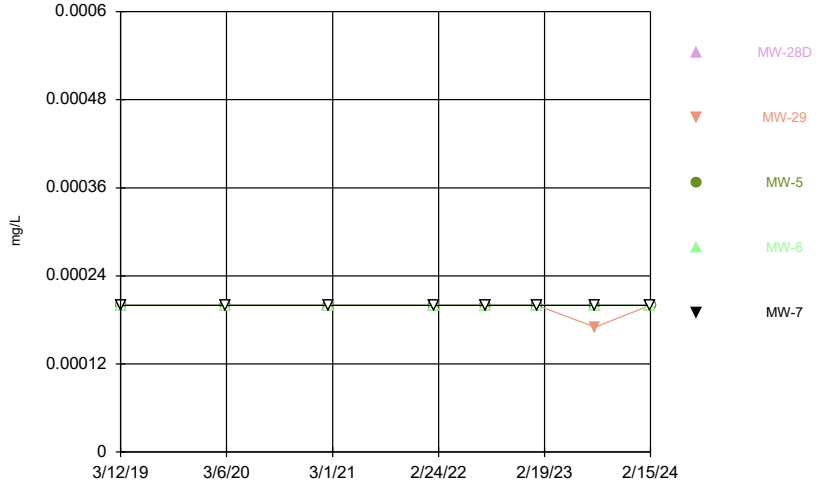

Constituent: Mercury Analysis Run 8/5/2024 9:46 AM
Plant Hammond Client: Southern Company Data: Hammond AP-1

Sanitas™ v.10.0.20 Software licensed to Groundwater Stats Consulting. UG
Hollow symbols indicate censored values.

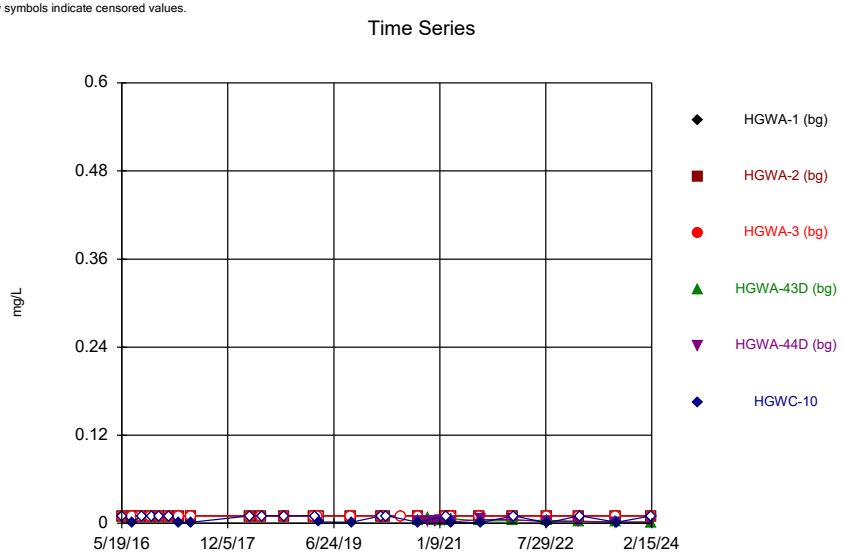

Constituent: Molybdenum Analysis Run 8/5/2024 9:46 AM
Plant Hammond Client: Southern Company Data: Hammond AP-1

Sanitas™ v.10.0.20 Software licensed to Groundwater Stats Consulting. UG

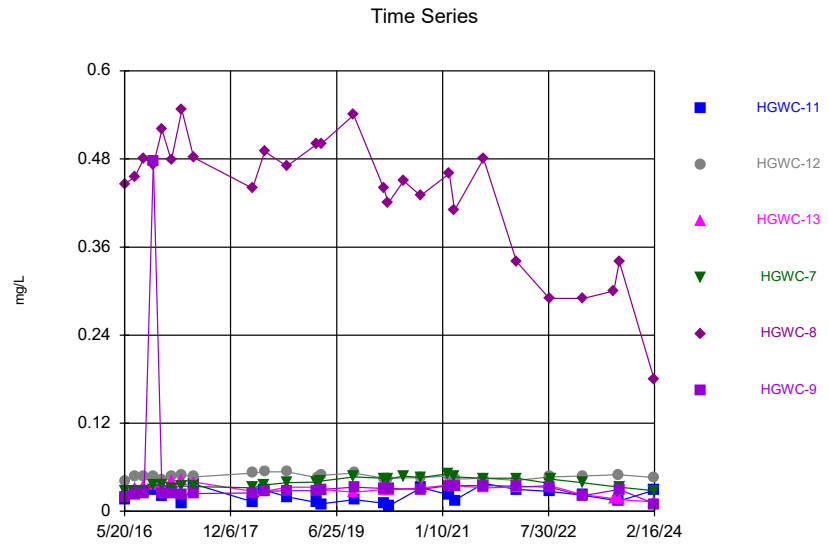

Constituent: Molybdenum Analysis Run 8/5/2024 9:46 AM
Plant Hammond Client: Southern Company Data: Hammond AP-1

Sanitas™ v.10.0.20 Software licensed to Groundwater Stats Consulting. UG
Hollow symbols indicate censored values.

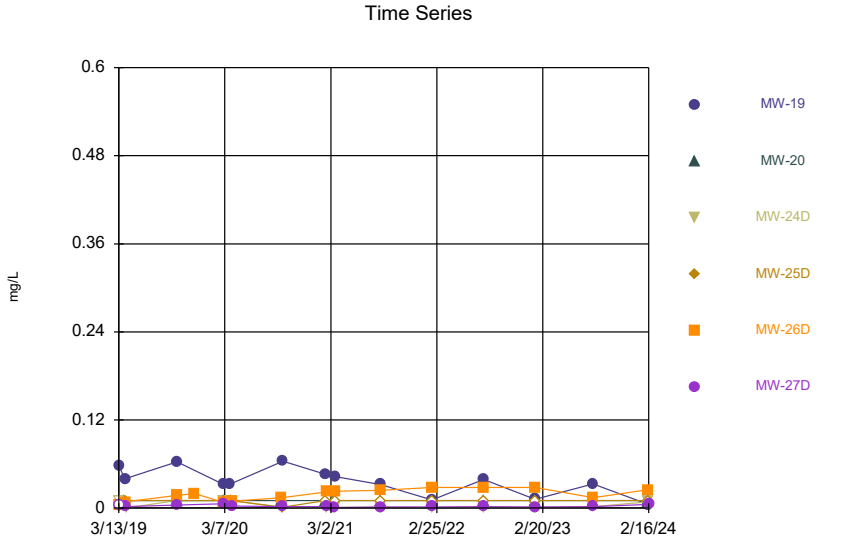

Constituent: Molybdenum Analysis Run 8/5/2024 9:46 AM
Plant Hammond Client: Southern Company Data: Hammond AP-1

Sanitas™ v.10.0.20 Software licensed to Groundwater Stats Consulting. UG
Hollow symbols indicate censored values.

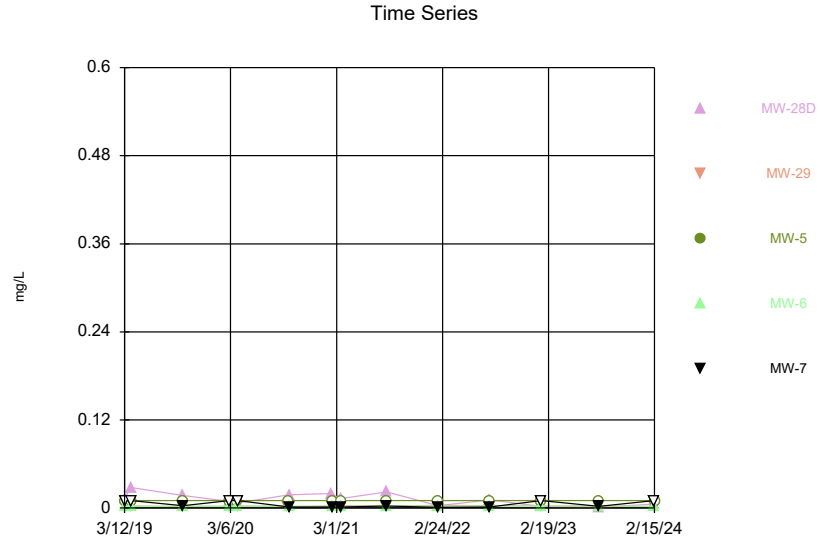

Constituent: Molybdenum Analysis Run 8/5/2024 9:46 AM
Plant Hammond Client: Southern Company Data: Hammond AP-1

Sanitas™ v.10.0.20 Software licensed to Groundwater Stats Consulting. UG

Time Series

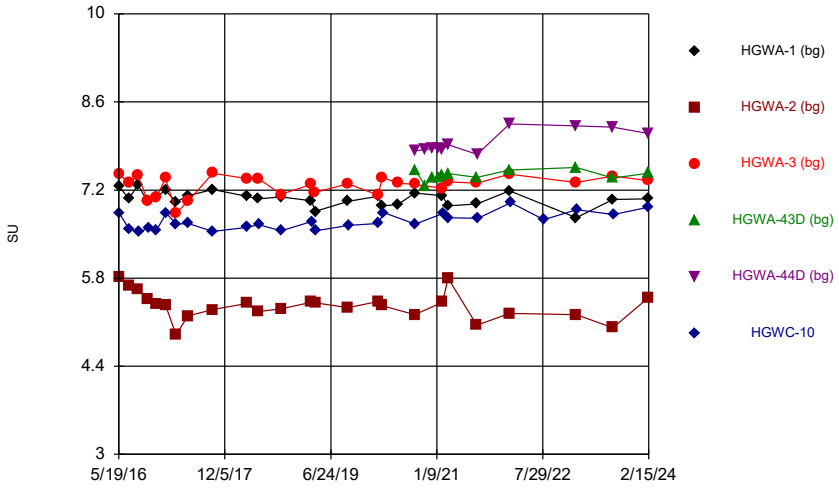

Constituent: pH, Field Analysis Run 8/5/2024 9:46 AM

Plant Hammond Client: Southern Company Data: Hammond AP-1

Sanitas™ v.10.0.20 Software licensed to Groundwater Stats Consulting. UG

Time Series

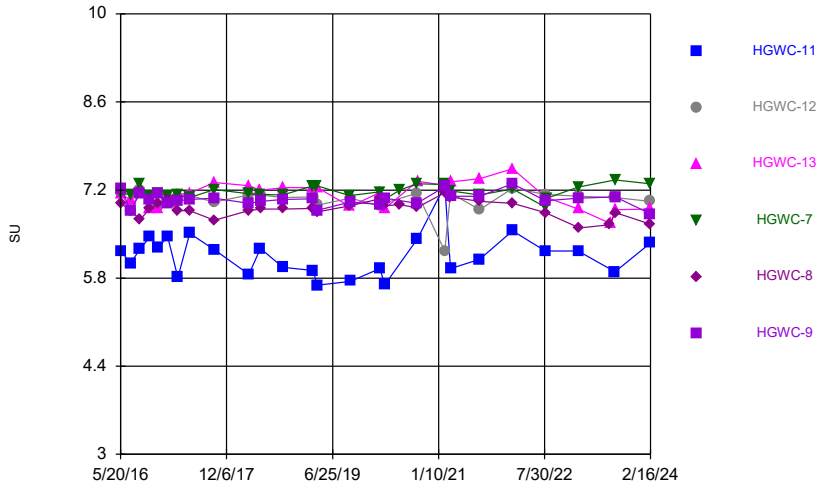

Constituent: pH, Field Analysis Run 8/5/2024 9:46 AM

Plant Hammond Client: Southern Company Data: Hammond AP-1

Sanitas™ v.10.0.20 Software licensed to Groundwater Stats Consulting. UG

Time Series

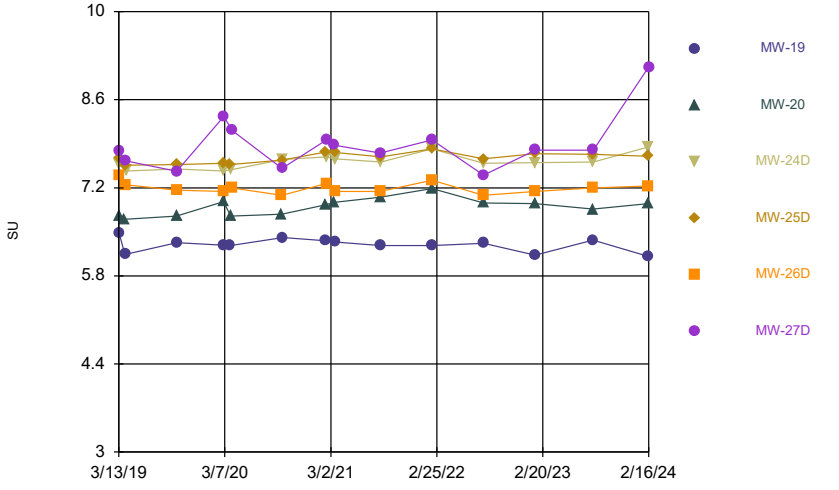

Constituent: pH, Field Analysis Run 8/5/2024 9:46 AM

Plant Hammond Client: Southern Company Data: Hammond AP-1

Sanitas™ v.10.0.20 Software licensed to Groundwater Stats Consulting. UG

Time Series

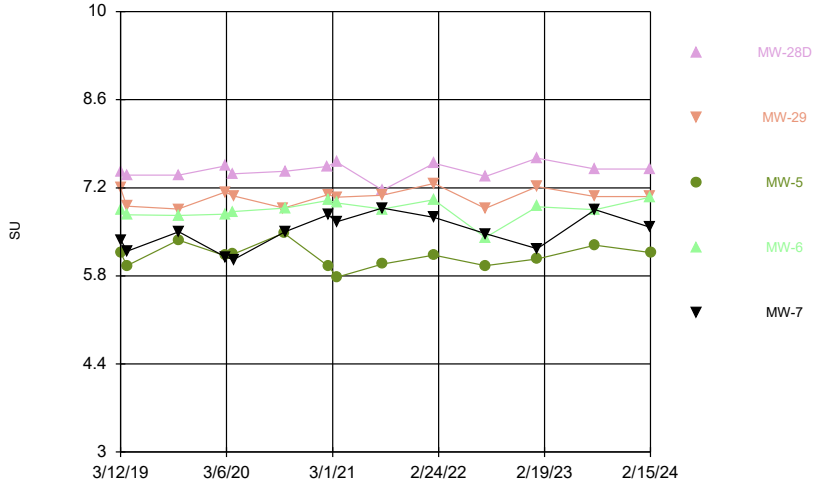

Constituent: pH, Field Analysis Run 8/5/2024 9:46 AM

Plant Hammond Client: Southern Company Data: Hammond AP-1

Sanitas™ v.10.0.20 Software licensed to Groundwater Stats Consulting. UG
Hollow symbols indicate censored values.

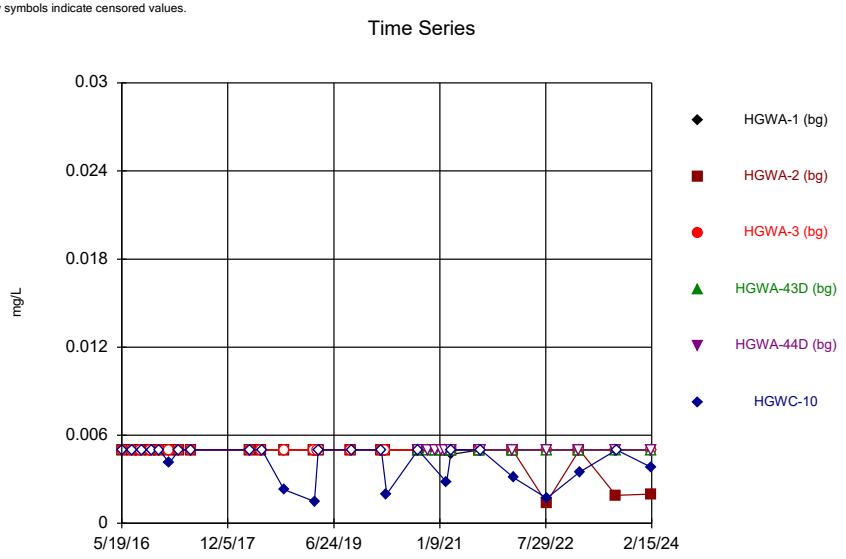

Constituent: Selenium Analysis Run 8/5/2024 9:46 AM
Plant Hammond Client: Southern Company Data: Hammond AP-1

Sanitas™ v.10.0.20 Software licensed to Groundwater Stats Consulting. UG
Hollow symbols indicate censored values.

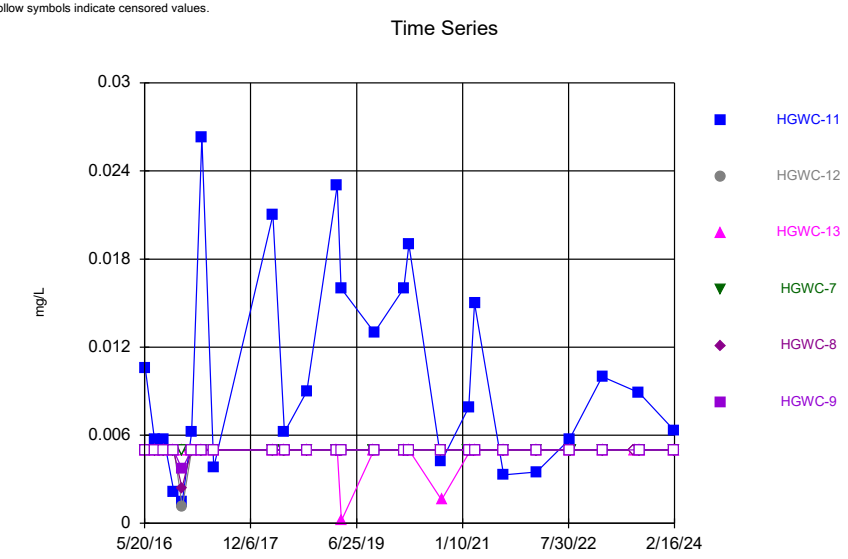

Constituent: Selenium Analysis Run 8/5/2024 9:46 AM
Plant Hammond Client: Southern Company Data: Hammond AP-1

Sanitas™ v.10.0.20 Software licensed to Groundwater Stats Consulting. UG
Hollow symbols indicate censored values.

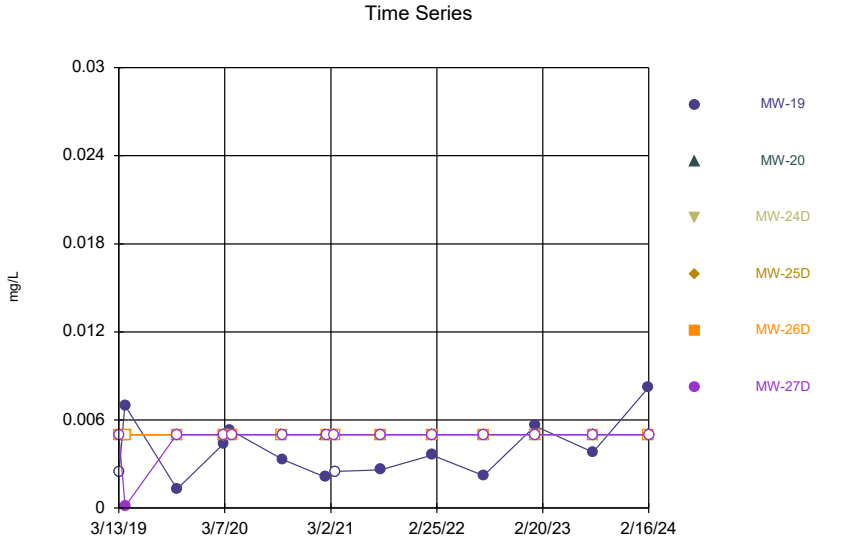

Constituent: Selenium Analysis Run 8/5/2024 9:46 AM
Plant Hammond Client: Southern Company Data: Hammond AP-1

Sanitas™ v.10.0.20 Software licensed to Groundwater Stats Consulting. UG
Hollow symbols indicate censored values.

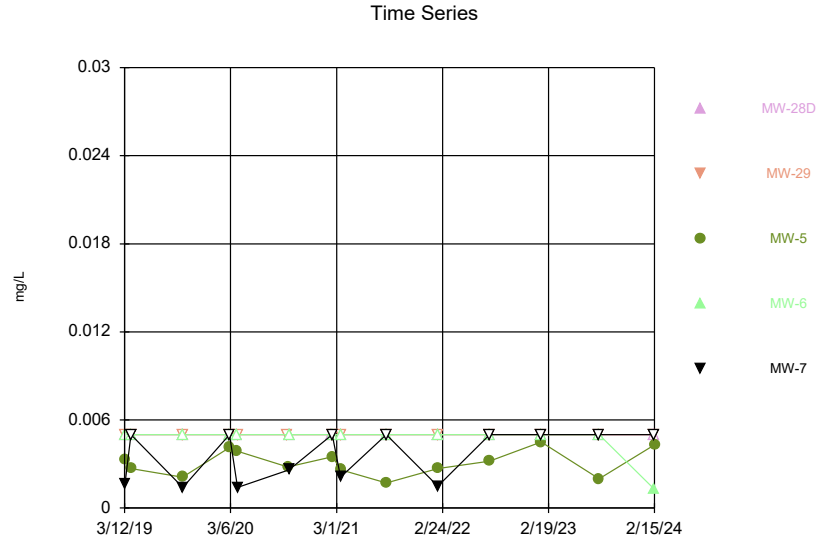

Constituent: Selenium Analysis Run 8/5/2024 9:46 AM
Plant Hammond Client: Southern Company Data: Hammond AP-1

Sanitas™ v.10.0.20 Software licensed to Groundwater Stats Consulting. UG
Hollow symbols indicate censored values.

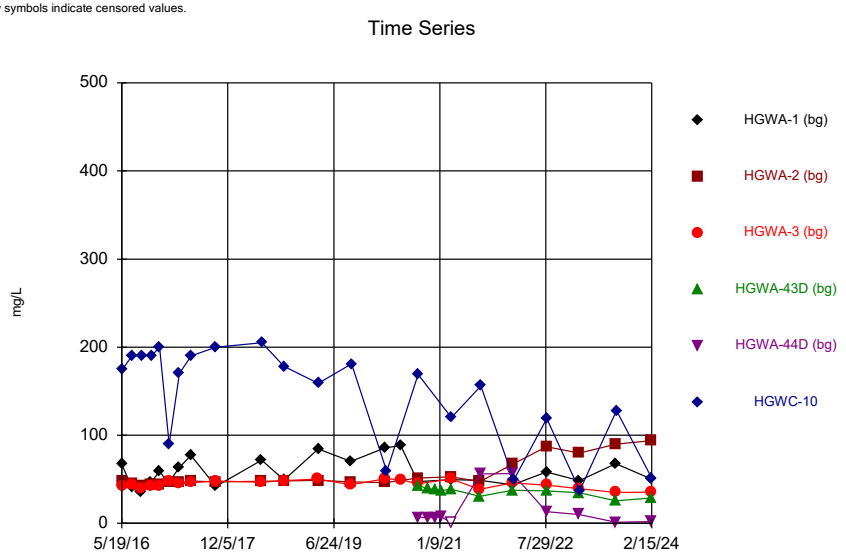

Constituent: Sulfate Analysis Run 8/5/2024 9:46 AM
Plant Hammond Client: Southern Company Data: Hammond AP-1

Sanitas™ v.10.0.20 Software licensed to Groundwater Stats Consulting. UG
Hollow symbols indicate censored values.

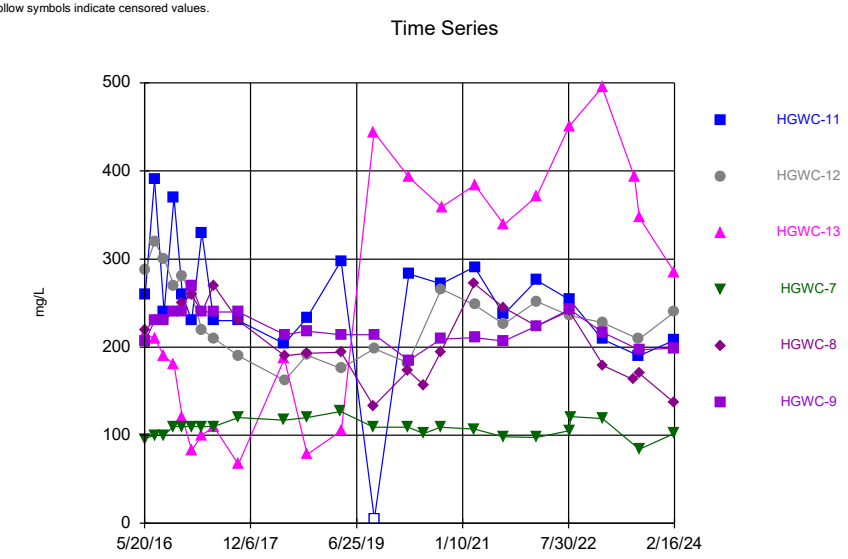

Constituent: Sulfate Analysis Run 8/5/2024 9:46 AM
Plant Hammond Client: Southern Company Data: Hammond AP-1

Sanitas™ v.10.0.20 Software licensed to Groundwater Stats Consulting. UG
Hollow symbols indicate censored values.

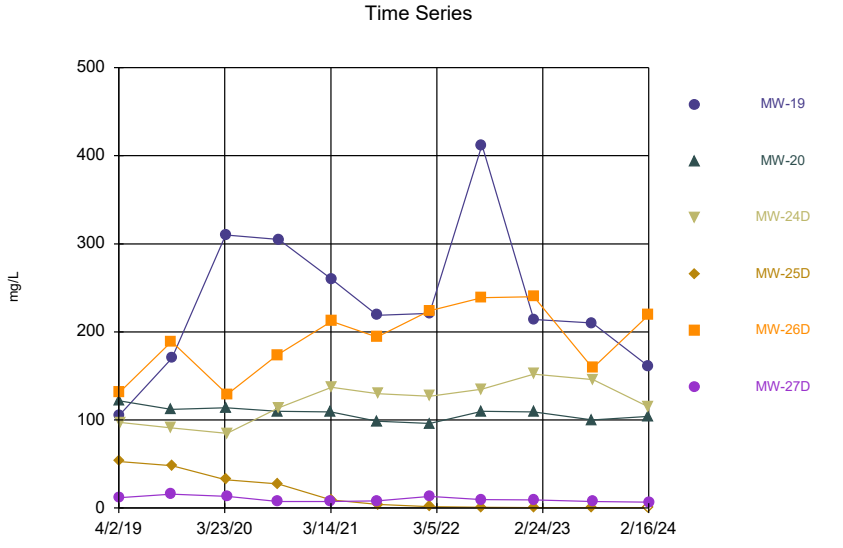

Constituent: Sulfate Analysis Run 8/5/2024 9:46 AM
Plant Hammond Client: Southern Company Data: Hammond AP-1

Sanitas™ v.10.0.20 Software licensed to Groundwater Stats Consulting. UG

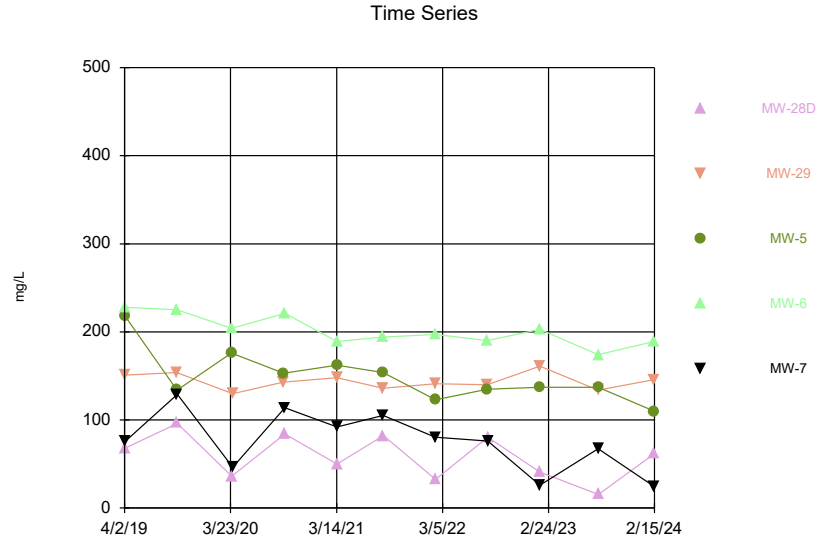

Constituent: Sulfate Analysis Run 8/5/2024 9:46 AM
Plant Hammond Client: Southern Company Data: Hammond AP-1

Sanitas™ v.10.0.20 Software licensed to Groundwater Stats Consulting. UG
Hollow symbols indicate censored values.

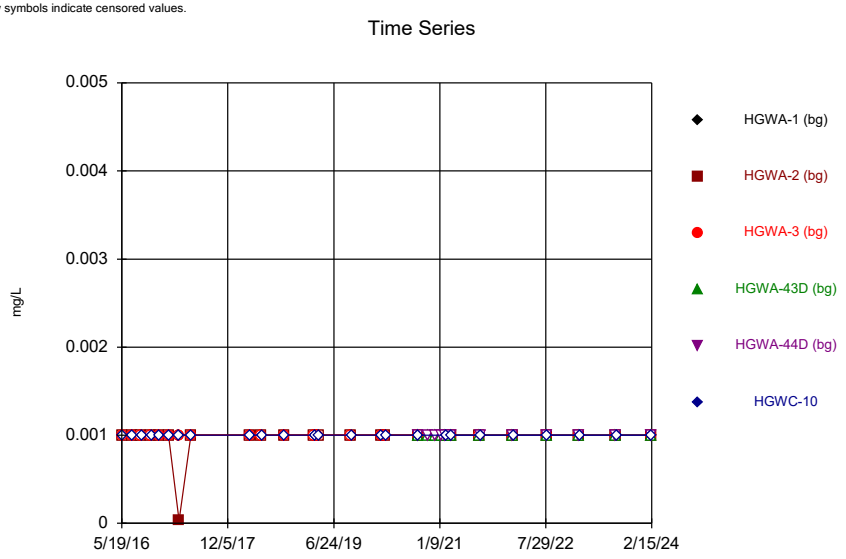

Constituent: Thallium Analysis Run 8/5/2024 9:46 AM
Plant Hammond Client: Southern Company Data: Hammond AP-1

Sanitas™ v.10.0.20 Software licensed to Groundwater Stats Consulting. UG
Hollow symbols indicate censored values.

Constituent: Thallium Analysis Run 8/5/2024 9:46 AM
Plant Hammond Client: Southern Company Data: Hammond AP-1

Sanitas™ v.10.0.20 Software licensed to Groundwater Stats Consulting. UG
Hollow symbols indicate censored values.

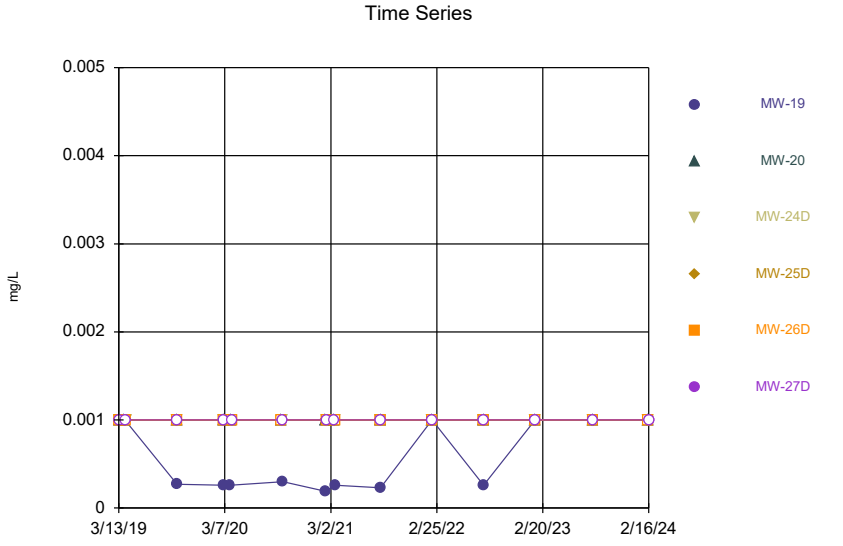

Constituent: Thallium Analysis Run 8/5/2024 9:46 AM
Plant Hammond Client: Southern Company Data: Hammond AP-1

Sanitas™ v.10.0.20 Software licensed to Groundwater Stats Consulting. UG
Hollow symbols indicate censored values.

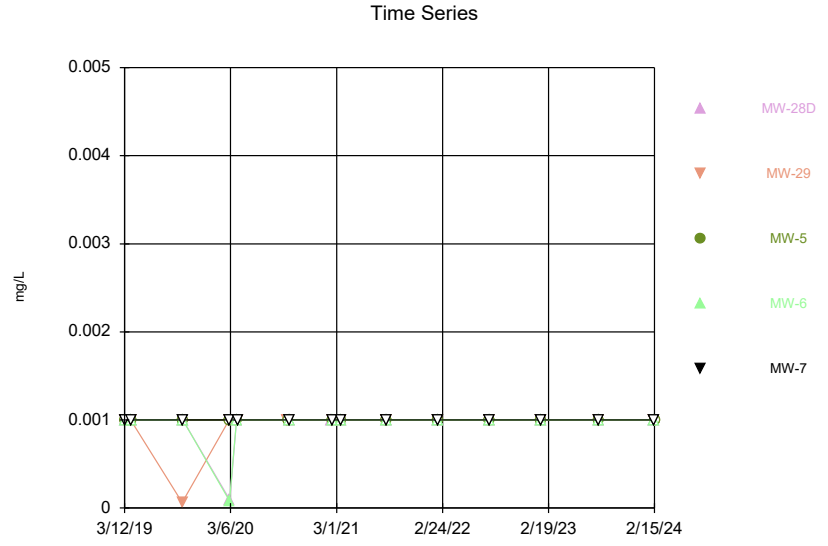

Constituent: Thallium Analysis Run 8/5/2024 9:46 AM
Plant Hammond Client: Southern Company Data: Hammond AP-1

Sanitas™ v.10.0.20 Software licensed to Groundwater Stats Consulting. UG

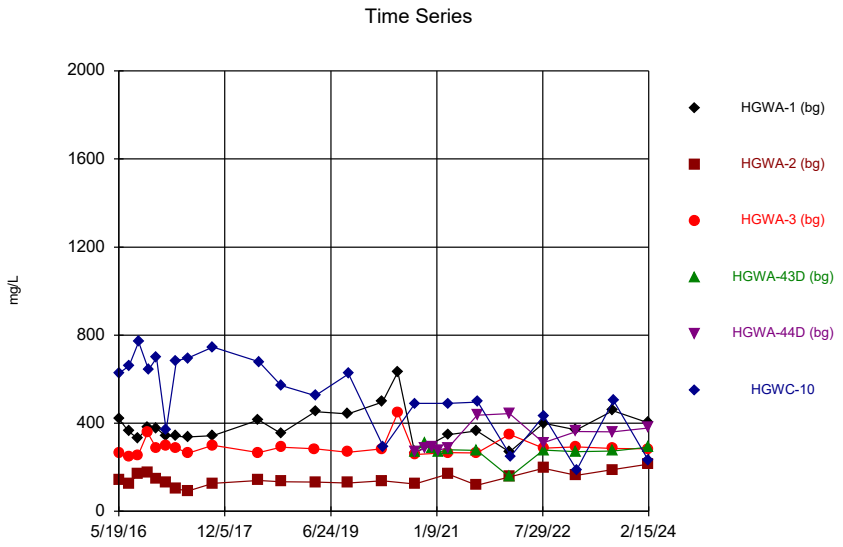

Constituent: Total Dissolved Solids Analysis Run 8/5/2024 9:46 AM
Plant Hammond Client: Southern Company Data: Hammond AP-1

Sanitas™ v.10.0.20 Software licensed to Groundwater Stats Consulting. UG

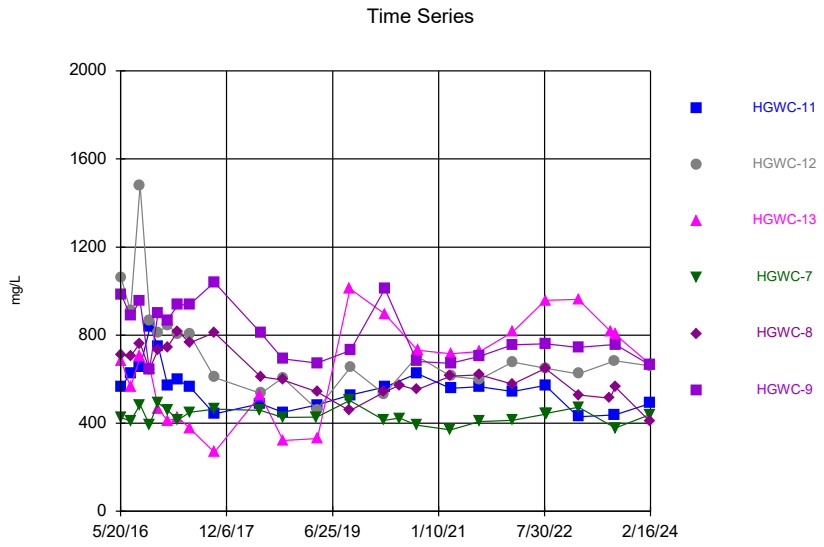

Constituent: Total Dissolved Solids Analysis Run 8/5/2024 9:46 AM
Plant Hammond Client: Southern Company Data: Hammond AP-1

Sanitas™ v.10.0.20 Software licensed to Groundwater Stats Consulting. UG

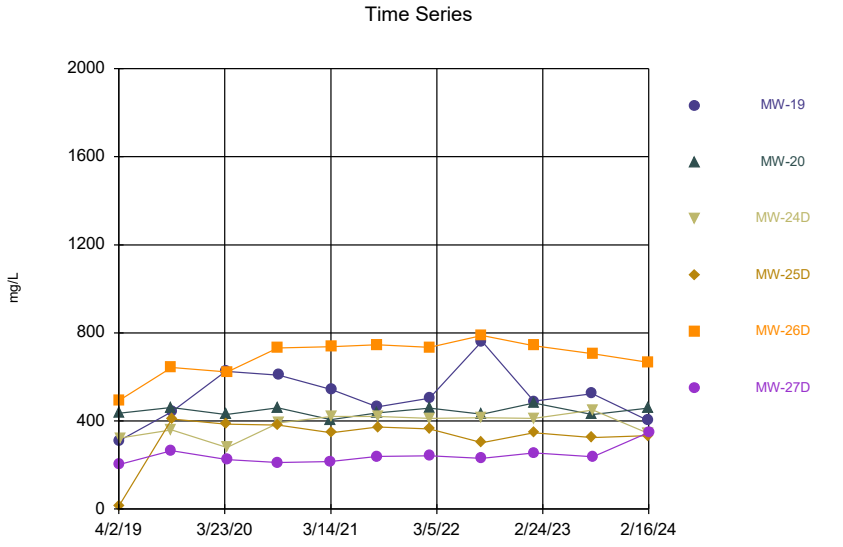

Constituent: Total Dissolved Solids Analysis Run 8/5/2024 9:46 AM
Plant Hammond Client: Southern Company Data: Hammond AP-1

Sanitas™ v.10.0.20 Software licensed to Groundwater Stats Consulting. UG

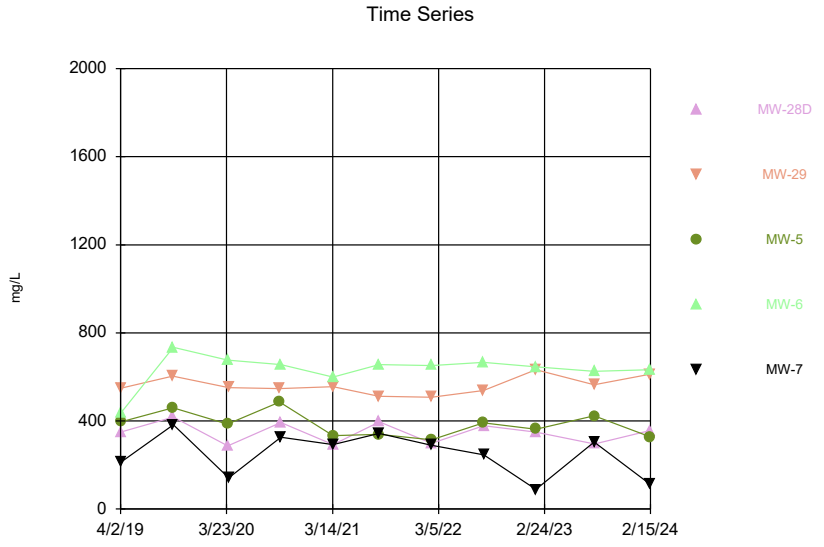

Constituent: Total Dissolved Solids Analysis Run 8/5/2024 9:46 AM
Plant Hammond Client: Southern Company Data: Hammond AP-1

Time Series

Constituent: Antimony (mg/L) Analysis Run 8/5/2024 9:49 AM

Plant Hammond Client: Southern Company Data: Hammond AP-1

	HGWA-1 (bg)	HGWA-2 (bg)	HGWA-3 (bg)	HGWA-43D (bg)	HGWA-44D (bg)	HGWC-10
5/19/2016	<0.003	<0.003	<0.003			
5/23/2016						<0.003
7/11/2016	<0.003	<0.003				
7/12/2016			0.0003 (J)			<0.003
8/30/2016	<0.003	<0.003	<0.003			
9/1/2016						<0.003
10/19/2016	0.0014 (J)	<0.003	<0.003			
10/24/2016						<0.003
12/6/2016	<0.003	<0.003	<0.003			
12/7/2016						<0.003
1/24/2017	<0.003	<0.003	<0.003			
1/26/2017						<0.003
3/21/2017	<0.003	<0.003	<0.003			
3/22/2017						<0.003
5/22/2017	<0.003	<0.003	<0.003			
5/24/2017						<0.003
4/2/2018	<0.003	<0.003				
4/3/2018			<0.003			
4/4/2018						<0.003
3/12/2019	<0.003	<0.003	<0.003			
3/13/2019						<0.003
4/1/2019			<0.003			
4/2/2019	<0.003	<0.003				
4/3/2019						<0.003
9/23/2019	<0.003	<0.003	<0.003			
9/27/2019						<0.003
3/2/2020	<0.003	<0.003	<0.003			
3/3/2020						<0.003
3/25/2020	<0.003	<0.003	<0.003			
4/1/2020						<0.003
9/15/2020	<0.003	<0.003	<0.003			
9/16/2020				0.00051 (J)	0.00049 (J)	<0.003
11/10/2020				0.00043 (J)	<0.003	
12/15/2020				0.00031 (J)	0.00047 (J)	
1/19/2021				0.00029 (J)	0.00067 (JB)	
2/8/2021	<0.003					
2/9/2021		0.00062 (JB)	0.00031 (JB)	0.00037 (JB)	0.00042 (J)	
2/15/2021						0.00065 (J)
3/10/2021	<0.003				0.00037 (J)	
3/11/2021		<0.003	<0.003	0.00057 (J)		
3/12/2021						<0.003
8/11/2021	<0.003			<0.003		
8/12/2021		<0.003	<0.003			
8/13/2021					<0.003	
8/17/2021						<0.003
2/1/2022	<0.003	<0.003	<0.003	<0.003	0.0013 (J)	
2/9/2022						<0.003
8/2/2022	<0.003	<0.003	<0.003	<0.003	<0.003	
8/3/2022						0.0018 (J)
1/23/2023			<0.003			
1/24/2023	<0.003	<0.003		<0.003	<0.003	
1/27/2023						<0.003

ND substitution: RL or RL/2 if <15% NDs.

Time Series

Constituent: Antimony (mg/L) Analysis Run 8/5/2024 9:49 AM

Plant Hammond Client: Southern Company Data: Hammond AP-1

	HGWA-1 (bg)	HGWA-2 (bg)	HGWA-3 (bg)	HGWA-43D (bg)	HGWA-44D (bg)	HGWC-10
8/8/2023	<0.003	<0.003	<0.003	<0.003	<0.003	
8/10/2023						<0.003
2/13/2024	<0.003	<0.003	<0.003	<0.003	<0.003	
2/15/2024						<0.003

ND substitution: RL or RL/2 if <15% NDs.

Time Series

Constituent: Antimony (mg/L) Analysis Run 8/5/2024 9:49 AM

Plant Hammond Client: Southern Company Data: Hammond AP-1

	HGWC-11	HGWC-12	HGWC-13	HGWC-7	HGWC-8	HGWC-9
5/20/2016				<0.003	<0.003	
5/23/2016	<0.003	<0.003	<0.003			<0.003
7/12/2016	<0.003	<0.003	0.0003 (J)	<0.003	<0.003	<0.003
9/1/2016	<0.003	<0.003	<0.003	<0.003	<0.003	<0.003
10/20/2016				<0.003	<0.003	<0.003
10/24/2016	<0.003	<0.003	<0.003			
12/6/2016				<0.003	<0.003	<0.003
12/7/2016	<0.003	<0.003	<0.003			
1/25/2017				<0.003	<0.003	
1/26/2017	<0.003	<0.003	<0.003			<0.003
3/21/2017				<0.003	<0.003	
3/22/2017	<0.003	<0.003	<0.003			<0.003
5/23/2017				<0.003	<0.003	<0.003
5/24/2017	<0.003	<0.003	<0.003			
4/3/2018				<0.003	<0.003	<0.003
4/4/2018	<0.003	<0.003	<0.003			
3/12/2019					<0.003	
3/13/2019	<0.003		<0.003	<0.003		<0.003
3/14/2019		<0.003				
4/2/2019				<0.003		
4/3/2019	<0.003	<0.003			<0.003	<0.003
4/5/2019			0.00021 (J)			
9/24/2019					<0.003	
9/25/2019				<0.003		
9/26/2019			<0.003			
9/27/2019	<0.003	<0.003				<0.003
3/3/2020	<0.003	<0.003			<0.003	
3/4/2020			0.00061 (J)	<0.003		0.00032 (J)
3/26/2020		<0.003				
3/27/2020				<0.003	<0.003	
3/30/2020			0.00036 (J)			
3/31/2020	<0.003					0.00042 (J)
9/16/2020				0.00034 (J)	<0.003	
9/17/2020						<0.003
9/18/2020	0.00038 (J)	<0.003				
9/21/2020			0.00029 (J)			
2/10/2021				<0.003		
2/12/2021	<0.003	<0.003				
2/16/2021					0.00064 (J)	0.00043 (J)
2/22/2021			0.00047 (J)			
3/15/2021				<0.003	<0.003	
3/16/2021	<0.003	<0.003				<0.003
3/17/2021			0.00049 (J)			
8/16/2021				0.0017 (J)		
8/17/2021						<0.003
8/18/2021	<0.003	<0.003			<0.003	
8/19/2021			<0.003			
2/9/2022	<0.003	<0.003				<0.003
2/10/2022			<0.003	<0.003	<0.003	
8/3/2022	<0.003	<0.003	<0.003	<0.003	<0.003	
8/4/2022						<0.003
8/11/2022				<0.003		

ND substitution: RL or RL/2 if <15% NDs.

Time Series

Constituent: Antimony (mg/L) Analysis Run 8/5/2024 9:49 AM

Plant Hammond Client: Southern Company Data: Hammond AP-1

	HGWC-11	HGWC-12	HGWC-13	HGWC-7	HGWC-8	HGWC-9
1/26/2023	<0.003	<0.003	<0.003			0.00092 (J)
1/27/2023				<0.003		
2/1/2023					<0.003	
7/13/2023					<0.003	
7/17/2023			<0.003			
8/10/2023	<0.003	<0.003				
8/11/2023						<0.003
8/12/2023			<0.003	<0.003	<0.003	
2/14/2024				<0.003	<0.003	
2/15/2024	<0.003	<0.003				<0.003
2/16/2024			<0.003			

ND substitution: RL or RL/2 if <15% NDs.

Time Series

Constituent: Antimony (mg/L) Analysis Run 8/5/2024 9:49 AM

Plant Hammond Client: Southern Company Data: Hammond AP-1

	MW-19	MW-20	MW-24D	MW-25D	MW-26D	MW-27D
3/13/2019		<0.003	<0.003		<0.003	<0.003
3/14/2019	<0.003			<0.003		
4/2/2019		<0.003				
4/3/2019	<0.003			<0.003	<0.003	
4/4/2019						0.00016 (J)
4/8/2019			<0.003			
9/25/2019		<0.003				
9/26/2019			<0.003		<0.003	0.0003 (J)
9/27/2019	<0.003			<0.003		
3/2/2020		<0.003				
3/3/2020				<0.003		
3/4/2020	<0.003		0.0017 (J)		0.002 (J)	0.00037 (J)
3/26/2020	<0.003			<0.003		
3/27/2020		<0.003				
3/30/2020			<0.003			
3/31/2020					0.0013 (J)	
4/2/2020						0.0003 (J)
9/17/2020		<0.003			<0.003	
9/18/2020				<0.003		0.00031 (J)
9/21/2020	<0.003		<0.003			
2/11/2021		<0.003				
2/12/2021	<0.003			<0.003		
2/16/2021			<0.003		<0.003	0.00038 (J)
3/12/2021						<0.003
3/15/2021		<0.003				
3/16/2021				<0.003		
3/17/2021	<0.003		<0.003		<0.003	
8/17/2021		<0.003			<0.003	<0.003
8/18/2021	<0.003					
8/19/2021			<0.003	<0.003		
2/9/2022	<0.003			<0.003	<0.003	
2/10/2022		<0.003	<0.003			<0.003
8/3/2022			<0.003			<0.003
8/4/2022	<0.003	<0.003		<0.003	<0.003	
1/26/2023	<0.003	<0.003	<0.003	<0.003	<0.003	
1/27/2023						<0.003
8/10/2023	<0.003	<0.003		<0.003		
8/11/2023					<0.003	
8/12/2023			<0.003			<0.003
2/14/2024		<0.003				
2/15/2024	<0.003		<0.003	<0.003	<0.003	
2/16/2024						<0.003

ND substitution: RL or RL/2 if <15% NDs.

Time Series

Constituent: Antimony (mg/L) Analysis Run 8/5/2024 9:49 AM

Plant Hammond Client: Southern Company Data: Hammond AP-1

	MW-28D	MW-29	MW-5	MW-6	MW-7
3/12/2019	<0.003	<0.003			
3/13/2019			<0.003	<0.003	0.00086 (J)
4/2/2019	<0.003	<0.003			
4/3/2019			<0.003	<0.003	<0.003
9/24/2019		<0.003			
9/25/2019			<0.003		
9/26/2019	<0.003			<0.003	<0.003
3/2/2020		<0.003	<0.003		
3/3/2020				<0.003	0.0013 (J)
3/4/2020	<0.003				
3/26/2020			<0.003		
3/27/2020	<0.003			<0.003	
3/30/2020		<0.003			<0.003
9/16/2020		<0.003			
9/17/2020			<0.003		
9/21/2020	<0.003			0.0014 (J)	0.00051 (J)
2/10/2021	0.0019 (J)				
2/15/2021		0.00094 (J)			0.0021 (J)
2/16/2021			<0.003	<0.003	
3/15/2021	<0.003	<0.003			<0.003
3/16/2021			<0.003	<0.003	
8/16/2021		<0.003			
8/17/2021			<0.003	<0.003	<0.003
8/18/2021	<0.003				
2/8/2022					<0.003
2/9/2022			<0.003	<0.003	
2/10/2022	<0.003	<0.003			
8/3/2022		<0.003	<0.003	<0.003	
8/4/2022	<0.003				<0.003
1/26/2023	<0.003	<0.003	<0.003	<0.003	<0.003
8/10/2023		<0.003	<0.003	<0.003	<0.003
8/11/2023	<0.003				
2/14/2024	<0.003	<0.003		<0.003	<0.003
2/15/2024			<0.003		

ND substitution: RL or RL/2 if <15% NDs.

Time Series

Constituent: Arsenic (mg/L) Analysis Run 8/5/2024 9:49 AM

Plant Hammond Client: Southern Company Data: Hammond AP-1

	HGWA-1 (bg)	HGWA-2 (bg)	HGWA-3 (bg)	HGWA-43D (bg)	HGWA-44D (bg)	HGWC-10
5/19/2016	<0.005	0.00127 (J)	<0.005			
5/23/2016						<0.005
7/11/2016	<0.005	0.002 (J)				
7/12/2016			0.0008 (J)			<0.005
8/30/2016	<0.005	0.0017 (J)	<0.005			
9/1/2016						<0.005
10/19/2016	<0.005	<0.005	<0.005			
10/24/2016						<0.005
12/6/2016	<0.005	<0.005	<0.005			
12/7/2016						<0.005
1/24/2017	<0.005	<0.005	<0.005			
1/26/2017						<0.005
3/21/2017	0.0005 (J)	<0.005	0.0007 (J)			
3/22/2017						<0.005
5/22/2017	<0.005	0.0006 (J)	0.0006 (J)			
5/24/2017						<0.005
4/2/2018	<0.005	<0.005				
4/3/2018			<0.005			
4/4/2018						<0.005
6/4/2018	<0.005	0.00088 (J)	0.0008 (J)			
6/5/2018						<0.005
10/1/2018	<0.005	<0.005	0.0011 (J)			
10/2/2018						<0.005
3/12/2019	<0.005	0.00069 (J)	0.00063 (J)			
3/13/2019						<0.005
4/1/2019			<0.005			
4/2/2019	<0.005	<0.005				
4/3/2019						<0.005
9/23/2019	0.00046 (J)	0.00067 (J)	0.0011 (J)			
9/27/2019						<0.005
3/2/2020	<0.005	0.00043 (J)	0.0004 (J)			
3/3/2020						<0.005
3/25/2020	<0.005	<0.005	<0.005			
4/1/2020						<0.005
9/15/2020	<0.005	<0.005	<0.005			
9/16/2020				<0.005	<0.005	<0.005
11/10/2020				0.0021 (J)	<0.005	
12/15/2020				<0.005	<0.005	
1/19/2021				0.0011 (J)	<0.005	
2/8/2021	<0.005					
2/9/2021		<0.005	<0.005	0.0017 (JB)	0.00083 (J)	
2/15/2021						<0.005
3/10/2021	<0.005				<0.005	
3/11/2021		<0.005	<0.005	0.0013 (J)		
3/12/2021						<0.005
8/11/2021	<0.005			0.0015 (J)		
8/12/2021		<0.005	<0.005			
8/13/2021					<0.005	
8/17/2021						<0.005
2/1/2022	0.0016 (J)	0.0023 (J)	0.0024 (J)	0.0036 (J)	0.0025 (J)	
2/9/2022						<0.005
8/2/2022	<0.005	<0.005	<0.005	<0.005	<0.005	

ND substitution: RL or RL/2 if <15% NDs.

Time Series

Constituent: Arsenic (mg/L) Analysis Run 8/5/2024 9:49 AM

Plant Hammond Client: Southern Company Data: Hammond AP-1

	HGWA-1 (bg)	HGWA-2 (bg)	HGWA-3 (bg)	HGWA-43D (bg)	HGWA-44D (bg)	HGWC-10
8/3/2022						<0.005
1/23/2023			<0.005			
1/24/2023	<0.005	<0.005		<0.005	0.0027 (J)	
1/27/2023						<0.005
8/8/2023	<0.005	<0.005	<0.005	<0.005	<0.005	
8/10/2023						<0.005
2/13/2024	<0.005	<0.005	<0.005	0.00097 (J)	0.0014 (J)	
2/15/2024						<0.005

ND substitution: RL or RL/2 if <15% NDs.

Time Series

Constituent: Arsenic (mg/L) Analysis Run 8/5/2024 9:49 AM

Plant Hammond Client: Southern Company Data: Hammond AP-1

	HGWC-11	HGWC-12	HGWC-13	HGWC-7	HGWC-8	HGWC-9
5/20/2016				<0.005	<0.005	
5/23/2016	<0.005	0.0046 (J)	0.329			<0.005
7/12/2016	0.0015 (J)	0.005	0.297	<0.005	<0.005	<0.005
9/1/2016	<0.005	0.0043 (J)	0.314	<0.005	<0.005	<0.005
10/20/2016				<0.005	<0.005	<0.005
10/24/2016	<0.005	0.0049 (J)	0.334			
12/6/2016				<0.005	<0.005	<0.005
12/7/2016	<0.005	0.0046 (J)	0.35			
1/25/2017				<0.005	<0.005	
1/26/2017	<0.005	<0.005	0.424			<0.005
3/21/2017				<0.005	<0.005	
3/22/2017	0.0053	0.0019 (J)	0.419			0.0008 (J)
5/23/2017				<0.005	<0.005	<0.005
5/24/2017	<0.005	0.0022 (J)	0.393			
4/3/2018				<0.005	<0.005	<0.005
4/4/2018	<0.005	<0.005	0.49			
6/5/2018	0.0012 (J)		0.38	<0.005		
6/6/2018		0.0048 (J)			<0.005	<0.005
10/2/2018				0.0019 (J)	<0.005	<0.005
10/3/2018	<0.005	0.0037 (J)				
10/5/2018			0.34			
3/12/2019					<0.005	
3/13/2019	0.0024 (J)		0.42	<0.005		0.00075 (J)
3/14/2019		0.0026 (J)				
4/2/2019				<0.005		
4/3/2019	0.00094 (J)	0.0022 (J)			<0.005	<0.005
4/5/2019			0.36			
9/24/2019					<0.005	
9/25/2019				<0.005		
9/26/2019			0.44			
9/27/2019	0.0018 (J)	0.0061				0.00037 (J)
3/3/2020	0.0022 (J)	0.0023 (J)			<0.005	
3/4/2020			0.52	<0.005		<0.005
3/26/2020		0.0028 (J)				
3/27/2020				<0.005	<0.005	
3/30/2020			0.47			
3/31/2020	0.0022 (J)					<0.005
9/16/2020				<0.005	<0.005	
9/17/2020						<0.005
9/18/2020	0.00081 (J)	0.0031 (J)				
9/21/2020			0.39			
2/10/2021				<0.005		
2/12/2021	0.002 (J)	0.0045 (J)				
2/16/2021					<0.005	<0.005
2/22/2021			0.45			
3/15/2021				<0.005	<0.005	
3/16/2021	0.0017 (J)	0.0038 (J)				<0.005
3/17/2021			0.39			
8/16/2021				<0.005		
8/17/2021						<0.005
8/18/2021	<0.005	0.0028 (J)			<0.005	
8/19/2021			0.31			

ND substitution: RL or RL/2 if <15% NDs.

Time Series

Constituent: Arsenic (mg/L) Analysis Run 8/5/2024 9:49 AM

Plant Hammond Client: Southern Company Data: Hammond AP-1

	HGWC-11	HGWC-12	HGWC-13	HGWC-7	HGWC-8	HGWC-9
2/9/2022	0.0047 (J)	0.0053				0.0021 (J)
2/10/2022			0.38	<0.005	0.002 (J)	
8/3/2022	<0.005	0.0023 (J)	0.4	<0.005	<0.005	
8/4/2022						<0.005
8/11/2022				<0.005		
1/26/2023	<0.005	0.0025 (J)	0.53			<0.005
1/27/2023				<0.005		
2/1/2023					<0.005	
7/13/2023					<0.005	
7/17/2023			0.63			
8/10/2023	<0.005	<0.005				
8/11/2023						<0.005
8/12/2023			0.54	<0.005	<0.005	
2/14/2024				<0.005	<0.005	
2/15/2024	<0.005	0.0027 (J)				<0.005 (D)
2/16/2024			0.5			

ND substitution: RL or RL/2 if <15% NDs.

Time Series

Constituent: Arsenic (mg/L) Analysis Run 8/5/2024 9:49 AM

Plant Hammond Client: Southern Company Data: Hammond AP-1

	MW-19	MW-20	MW-24D	MW-25D	MW-26D	MW-27D
3/13/2019		0.0023 (J)	<0.005		<0.005	<0.005
3/14/2019	<0.005			0.0019 (J)		
4/2/2019		<0.005				
4/3/2019	<0.005			<0.005	<0.005	
4/4/2019						0.0002 (J)
4/8/2019			<0.005			
9/25/2019		<0.005				
9/26/2019			<0.005		<0.005	<0.005
9/27/2019	<0.005			0.0011 (J)		
3/2/2020		0.00038 (J)				
3/3/2020				0.001 (J)		
3/4/2020	0.00045 (J)		<0.005		0.0006 (J)	0.00069 (J)
3/26/2020	<0.005			0.00075 (J)		
3/27/2020		<0.005				
3/30/2020			<0.005			
3/31/2020					<0.005	
4/2/2020						<0.005
9/17/2020		<0.005			<0.005	
9/18/2020				<0.005		<0.005
9/21/2020	<0.005		<0.005			
2/11/2021		0.00094 (J)				
2/12/2021	<0.005			<0.005		
2/16/2021			<0.005		0.0008 (J)	0.001 (J)
3/12/2021						<0.005
3/15/2021		<0.005				
3/16/2021				<0.005		
3/17/2021	<0.005		<0.005		<0.005	
8/17/2021		<0.005			<0.005	<0.005
8/18/2021	<0.005					
8/19/2021			<0.005	<0.005		
2/9/2022	<0.005			<0.005	0.0017 (J)	
2/10/2022		<0.005	<0.005			<0.005
8/3/2022			<0.005			<0.005
8/4/2022	<0.005	<0.005		<0.005	<0.005	
1/26/2023	<0.005	<0.005	<0.005	<0.005	<0.005	
1/27/2023						<0.005
8/10/2023	<0.005	<0.005		<0.005		
8/11/2023					<0.005	
8/12/2023			<0.005			<0.005
2/14/2024		<0.005				
2/15/2024	<0.005		<0.005	<0.005	<0.005	
2/16/2024						<0.005

ND substitution: RL or RL/2 if <15% NDs.

Time Series

Constituent: Arsenic (mg/L) Analysis Run 8/5/2024 9:49 AM

Plant Hammond Client: Southern Company Data: Hammond AP-1

	MW-28D	MW-29	MW-5	MW-6	MW-7
3/12/2019	<0.005	<0.005			
3/13/2019			<0.005	<0.005	<0.005
4/2/2019	<0.005	<0.005			
4/3/2019			<0.005	<0.005	<0.005
9/24/2019		<0.005			
9/25/2019			<0.005		
9/26/2019	<0.005			<0.005	<0.005
3/2/2020		<0.005	<0.005		
3/3/2020				<0.005	<0.005
3/4/2020	<0.005				
3/26/2020			<0.005		
3/27/2020	<0.005			<0.005	
3/30/2020		0.00037 (J)			<0.005
9/16/2020		<0.005			
9/17/2020			<0.005		
9/21/2020	<0.005			<0.005	<0.005
2/10/2021	0.0011 (J)				
2/15/2021		<0.005			<0.005
2/16/2021			<0.005	<0.005	
3/15/2021	<0.005	<0.005			<0.005
3/16/2021			<0.005	<0.005	
8/16/2021		<0.005			
8/17/2021			<0.005	<0.005	<0.005
8/18/2021	<0.005				
2/8/2022					<0.005
2/9/2022			0.0013 (J)	0.0034 (J)	
2/10/2022	<0.005	<0.005			
8/3/2022		<0.005	<0.005	<0.005	
8/4/2022	<0.005				<0.005
1/26/2023	<0.005	<0.005	<0.005	<0.005	<0.005
8/10/2023		<0.005	<0.005	<0.005	<0.005
8/11/2023	<0.005				
2/14/2024	<0.005	<0.005		<0.005	<0.005
2/15/2024			<0.005		

ND substitution: RL or RL/2 if <15% NDs.

Time Series

Constituent: Barium (mg/L) Analysis Run 8/5/2024 9:49 AM

Plant Hammond Client: Southern Company Data: Hammond AP-1

	HGWA-1 (bg)	HGWA-2 (bg)	HGWA-3 (bg)	HGWA-43D (bg)	HGWA-44D (bg)	HGWC-10
5/19/2016	0.0346	0.114	0.111			
5/23/2016						0.0877
7/11/2016	0.0311	0.112				
7/12/2016			0.115			0.0926
8/30/2016	0.0293	0.131	0.113			
9/1/2016						0.0994
10/19/2016	0.0293	0.111	0.123			
10/24/2016						0.101
12/6/2016	0.0304	0.108	0.127			
12/7/2016						0.107
1/24/2017	0.028	0.102	0.126			
1/26/2017						0.0538
3/21/2017	0.0275	0.095	0.12			
3/22/2017						0.0962
5/22/2017	0.0281	0.103	0.117			
5/24/2017						0.0996
4/2/2018	0.026	0.099				
4/3/2018			0.11			
4/4/2018						0.084
6/4/2018	0.035	0.11	0.12			
6/5/2018						0.086
10/1/2018	0.029	0.11	0.14			
10/2/2018						0.076
3/12/2019	0.042	0.12	0.13			
3/13/2019						0.044
4/1/2019			0.13			
4/2/2019	0.04	0.13				
4/3/2019						0.076
9/23/2019	0.042	0.13	0.13			
9/27/2019						0.078
3/2/2020	0.034	0.11	0.14			
3/3/2020						0.048
3/25/2020	0.043	0.12	0.13			
4/1/2020						0.058
9/15/2020	0.035	0.12	0.12			
9/16/2020				0.26	0.24	0.068
11/10/2020				0.25	0.38	
12/15/2020				0.29	0.39	
1/19/2021				0.32	0.41	
2/8/2021	0.032					
2/9/2021		0.12	0.13	0.34	0.46	
2/15/2021						0.06
3/10/2021	0.03				0.26	
3/11/2021		0.07	0.13	0.32		
3/12/2021						0.058
8/11/2021	0.03			0.28		
8/12/2021		0.12	0.11			
8/13/2021					0.22	
8/17/2021						0.055
2/1/2022	0.031	0.13	0.12	0.29	0.23	
2/9/2022						0.042
8/2/2022	0.039	0.11	0.16	0.35	0.37	

Time Series

Constituent: Barium (mg/L) Analysis Run 8/5/2024 9:49 AM

Plant Hammond Client: Southern Company Data: Hammond AP-1

	HGWA-1 (bg)	HGWA-2 (bg)	HGWA-3 (bg)	HGWA-43D (bg)	HGWA-44D (bg)	HGWC-10
8/3/2022						0.069
1/23/2023			0.13			
1/24/2023	0.033	0.088		0.28	0.18	
1/27/2023						0.041
8/8/2023	0.039	0.068	0.12	0.3	0.12	
8/10/2023						0.045
2/13/2024	0.039	0.062	0.13	0.28	0.12	
2/15/2024						0.048

Time Series

Constituent: Barium (mg/L) Analysis Run 8/5/2024 9:49 AM

Plant Hammond Client: Southern Company Data: Hammond AP-1

	HGWC-11	HGWC-12	HGWC-13	HGWC-7	HGWC-8	HGWC-9
5/20/2016				0.0687	0.0808	
5/23/2016	0.0466	0.133	0.0779			0.117
7/12/2016	0.0616	0.135	0.0697	0.0731	0.083	0.13
9/1/2016	0.0497	0.123	0.07	0.0747	0.0829	0.13
10/20/2016				0.072	0.0811	0.0806
10/24/2016	0.0794	0.135	0.0882			
12/6/2016				0.0752	0.0845	0.128
12/7/2016	0.1	0.13	0.0798			
1/25/2017				0.0747	0.078	
1/26/2017	0.0696	0.127	0.0738			0.142
3/21/2017				0.0722	0.0791	
3/22/2017	0.0346	0.112	0.0755			0.122
5/23/2017				0.0794	0.0846	0.127
5/24/2017	0.0437	0.106	0.0627			
4/3/2018				0.075	0.065	0.1
4/4/2018	0.029	0.083	0.099			
6/5/2018	0.039		0.13	0.071		
6/6/2018		0.09			0.063	0.11
10/2/2018				0.078	0.061	0.11
10/3/2018	0.033	0.087				
10/5/2018			0.076			
3/12/2019					0.062	
3/13/2019	0.024		0.1	0.083		0.1
3/14/2019		0.081				
4/2/2019				0.072		
4/3/2019	0.023	0.077			0.066	0.12
4/5/2019			0.079			
9/24/2019					0.053	
9/25/2019				0.061		
9/26/2019			0.11			
9/27/2019	0.033	0.096				0.11
3/3/2020	0.022	0.092			0.052	
3/4/2020			0.1	0.068		0.11
3/26/2020		0.089				
3/27/2020				0.059	0.059	
3/30/2020			0.08			
3/31/2020	0.026					0.11
9/16/2020				0.068	0.06	
9/17/2020						0.11
9/18/2020	0.043	0.086				
9/21/2020			0.052			
2/10/2021				0.069		
2/12/2021	0.039	0.09				
2/16/2021					0.069	0.11
2/22/2021			0.061			
3/15/2021				0.074	0.063	
3/16/2021	0.035	0.084				0.11
3/17/2021			0.056			
8/16/2021				0.068		
8/17/2021						0.095
8/18/2021	0.04	0.083			0.062	
8/19/2021			0.049			

Time Series

Constituent: Barium (mg/L) Analysis Run 8/5/2024 9:49 AM

Plant Hammond Client: Southern Company Data: Hammond AP-1

	HGWC-11	HGWC-12	HGWC-13	HGWC-7	HGWC-8	HGWC-9
2/9/2022	0.042	0.075				0.096
2/10/2022			0.053	0.063	0.056	
8/3/2022	0.041	0.086	0.07	0.066	0.06	
8/4/2022						0.091
8/11/2022				0.071		
1/26/2023	0.031	0.076	0.079			0.069
1/27/2023				0.065		
2/1/2023					0.058	
7/13/2023					0.047	
7/17/2023			0.056			
8/10/2023	0.027	0.075				
8/11/2023						0.068
8/12/2023			0.057	0.06	0.052	
2/14/2024				0.067	0.048	
2/15/2024	0.037	0.068				0.054
2/16/2024			0.056			

Time Series

Constituent: Barium (mg/L) Analysis Run 8/5/2024 9:49 AM

Plant Hammond Client: Southern Company Data: Hammond AP-1

	MW-19	MW-20	MW-24D	MW-25D	MW-26D	MW-27D
3/13/2019		0.087	0.053		0.099	1.5
3/14/2019	0.06			0.44		
4/2/2019		0.08				
4/3/2019	0.05			0.38	0.12	
4/4/2019						1.2
4/8/2019			0.043			
9/25/2019		0.085				
9/26/2019			0.12		0.12	0.95
9/27/2019	0.068			0.39		
3/2/2020		0.099				
3/3/2020				0.42		
3/4/2020	0.069		0.081		0.17	0.95
3/26/2020	0.067			0.45		
3/27/2020		0.093				
3/30/2020			0.056			
3/31/2020					0.11	
4/2/2020						1
9/17/2020		0.096			0.099	
9/18/2020				0.44		1
9/21/2020	0.056		0.053			
2/11/2021		0.093				
2/12/2021	0.051			0.46		
2/16/2021			0.062		0.093	1
3/12/2021						1.1
3/15/2021		0.096				
3/16/2021				0.51		
3/17/2021	0.049		0.055		0.094	
8/17/2021		0.089			0.072	1.1
8/18/2021	0.045					
8/19/2021			0.048	0.58		
2/9/2022	0.042			0.6	0.066	
2/10/2022		0.082	0.048			0.99
8/3/2022			0.053			0.94
8/4/2022	0.05	0.093		0.75	0.062	
1/26/2023	0.039	0.097	0.054	0.65	0.065	
1/27/2023						0.94
8/10/2023	0.032	0.093		0.71		
8/11/2023					0.059	
8/12/2023			0.053			0.98
2/14/2024		0.095				
2/15/2024	0.03		0.034	0.69	0.058	
2/16/2024						0.65

Time Series

Constituent: Barium (mg/L) Analysis Run 8/5/2024 9:49 AM

Plant Hammond Client: Southern Company Data: Hammond AP-1

	MW-28D	MW-29	MW-5	MW-6	MW-7
3/12/2019	0.82	0.089			
3/13/2019			0.056	0.1	0.063
4/2/2019	0.37	0.078			
4/3/2019			0.049	0.09	0.058
9/24/2019		0.081			
9/25/2019			0.046		
9/26/2019	0.15			0.089	0.066
3/2/2020		0.088	0.049		
3/3/2020				0.09	0.043
3/4/2020	0.77				
3/26/2020			0.046		
3/27/2020	0.64			0.086	
3/30/2020		0.08			0.05
9/16/2020		0.076			
9/17/2020			0.043		
9/21/2020	0.18			0.083	0.065
2/10/2021	0.26				
2/15/2021		0.081			0.048
2/16/2021			0.05	0.085	
3/15/2021	0.45	0.078			0.053
3/16/2021			0.046	0.081	
8/16/2021		0.074			
8/17/2021			0.045	0.081	0.057
8/18/2021	0.53				
2/8/2022					0.053
2/9/2022			0.042	0.074	
2/10/2022	0.76	0.072			
8/3/2022		0.081	0.058	0.084	
8/4/2022	0.7				0.064
1/26/2023	0.8	0.076	0.05	0.079	0.044
8/10/2023		0.066	0.048	0.066	0.059
8/11/2023	2.2				
10/31/2023	2.5 (R)				
2/14/2024	0.61	0.065		0.067	0.042
2/15/2024			0.039		

Time Series

Constituent: Beryllium (mg/L) Analysis Run 8/5/2024 9:49 AM

Plant Hammond Client: Southern Company Data: Hammond AP-1

	HGWA-1 (bg)	HGWA-2 (bg)	HGWA-3 (bg)	HGWA-43D (bg)	HGWA-44D (bg)	HGWC-10
5/19/2016	<0.0005	<0.003	<0.0005			
5/23/2016						<0.0005
7/11/2016	<0.0005	0.0001 (J)				
7/12/2016			<0.0005			<0.0005
8/30/2016	<0.0005	<0.003	<0.0005			
9/1/2016						<0.0005
10/19/2016	<0.0005	0.0001 (J)	<0.0005			
10/24/2016						<0.0005
12/6/2016	<0.0005	0.0002 (J)	<0.0005			
12/7/2016						<0.0005
1/24/2017	<0.0005	0.0001 (J)	<0.0005			
1/26/2017						<0.0005
3/21/2017	<0.0005	0.0001 (J)	<0.0005			
3/22/2017						<0.0005
5/22/2017	<0.0005	0.0001 (J)	<0.0005			
5/24/2017						<0.0005
4/2/2018	<0.0005	<0.003				
4/3/2018			<0.0005			
4/4/2018						<0.0005
3/12/2019	<0.0005	0.00017 (J)	<0.0005			
3/13/2019						<0.0005
4/1/2019			<0.0005			
4/2/2019	<0.0005	0.00015 (J)				
4/3/2019						<0.0005
9/23/2019	<0.0005	0.00011 (J)	<0.0005			
9/27/2019						<0.0005
3/2/2020	<0.0005	0.00014 (J)	<0.0005			
3/3/2020						<0.0005
3/25/2020	<0.0005	0.00016 (J)	<0.0005			
4/1/2020						<0.0005
9/15/2020	<0.0005	0.00013 (J)	<0.0005			
9/16/2020				<0.0005	<0.0005	<0.0005
11/10/2020				<0.0005	<0.0005	
12/15/2020				<0.0005	<0.0005	
1/19/2021				<0.0005	<0.0005	
2/8/2021	<0.0005					
2/9/2021		0.00014 (J)	<0.0005	<0.0005	<0.0005	
2/15/2021						<0.0005
3/10/2021	<0.0005				<0.0005	
3/11/2021		8.6E-05 (J)	<0.0005	<0.0005		
3/12/2021						<0.0005
8/11/2021	<0.0005			<0.0005		
8/12/2021		0.00014 (J)	<0.0005			
8/13/2021					<0.0005	
8/17/2021						<0.0005
2/1/2022	<0.0005	0.0002 (J)	<0.0005	<0.0005	<0.0005	
2/9/2022						<0.0005
8/2/2022	<0.0005	0.00019 (J)	<0.0005	<0.0005	<0.0005	
8/3/2022						<0.0005
1/23/2023			<0.0005			
1/24/2023	<0.0005	0.00016 (J)		<0.0005	<0.0005	
1/27/2023						<0.0005

ND substitution: RL or RL/2 if <15% NDs.

Time Series

Constituent: Beryllium (mg/L) Analysis Run 8/5/2024 9:49 AM

Plant Hammond Client: Southern Company Data: Hammond AP-1

	HGWA-1 (bg)	HGWA-2 (bg)	HGWA-3 (bg)	HGWA-43D (bg)	HGWA-44D (bg)	HGWC-10
8/8/2023	<0.0005	0.00022 (J)	<0.0005	<0.0005	<0.0005	
8/10/2023						<0.0005
2/13/2024	<0.0005	0.00022 (J)	<0.0005	<0.0005	<0.0005	
2/15/2024						<0.0005

ND substitution: RL or RL/2 if <15% NDs.

Time Series

Constituent: Beryllium (mg/L) Analysis Run 8/5/2024 9:49 AM

Plant Hammond Client: Southern Company Data: Hammond AP-1

	HGWC-11	HGWC-12	HGWC-13	HGWC-7	HGWC-8	HGWC-9
5/20/2016				<0.0005	<0.0005	
5/23/2016	<0.0005	<0.0005	<0.0005			<0.0005
7/12/2016	<0.0005	<0.0005	<0.0005	<0.0005	<0.0005	<0.0005
9/1/2016	<0.0005	<0.0005	<0.0005	<0.0005	<0.0005	<0.0005
10/20/2016				<0.0005	<0.0005	<0.0005
10/24/2016	<0.0005	<0.0005	<0.0005			
12/6/2016				<0.0005	<0.0005	<0.0005
12/7/2016	<0.0005	<0.0005	<0.0005			
1/25/2017				<0.0005	<0.0005	
1/26/2017	<0.0005	<0.0005	<0.0005			<0.0005
3/21/2017				<0.0005	<0.0005	
3/22/2017	9E-05 (J)	<0.0005	<0.0005			<0.0005
5/23/2017				<0.0005	<0.0005	<0.0005
5/24/2017	<0.0005	<0.0005	<0.0005			
4/3/2018				<0.0005	<0.0005	<0.0005
4/4/2018	<0.0005	<0.0005	<0.0005			
3/12/2019					<0.0005	
3/13/2019	0.0001 (J)		6.2E-05 (J)	<0.0005		<0.0005
3/14/2019		<0.0005				
4/2/2019				<0.0005		
4/3/2019	0.00017 (J)	<0.0005			7.4E-05 (J)	<0.0005
4/5/2019			<0.0005			
9/24/2019					<0.0005	
9/25/2019				<0.0005		
9/26/2019			0.00011 (J)			
9/27/2019	8.6E-05 (J)	<0.0005				<0.0005
3/3/2020	0.00012 (J)	<0.0005			<0.0005	
3/4/2020			9.3E-05 (J)	7.7E-05 (J)		<0.0005
3/26/2020		<0.0005				
3/27/2020				<0.0005	<0.0005	
3/30/2020			9.9E-05 (J)			
3/31/2020	0.00015 (J)					<0.0005
9/16/2020				<0.0005	0.0001 (J)	
9/17/2020						<0.0005
9/18/2020	<0.0005	<0.0005				
9/21/2020			0.00011 (J)			
2/10/2021				8.1E-05 (J)		
2/12/2021	<0.0005	<0.0005				
2/16/2021					7.1E-05 (J)	<0.0005
2/22/2021			9.7E-05 (J)			
3/15/2021				0.00019 (J)	7.8E-05 (J)	
3/16/2021	8.1E-05 (J)	<0.0005				<0.0005
3/17/2021			9E-05 (J)			
8/16/2021				<0.0005		
8/17/2021						<0.0005
8/18/2021	<0.0005	<0.0005			8.7E-05 (J)	
8/19/2021			7.3E-05 (J)			
2/9/2022	<0.0005	<0.0005				<0.0005
2/10/2022			<0.0005	<0.0005	7.1E-05 (J)	
8/3/2022	<0.0005	<0.0005	<0.0005	<0.0005	5.6E-05 (J)	
8/4/2022						<0.0005
8/11/2022				<0.0005		

ND substitution: RL or RL/2 if <15% NDs.

Time Series

Constituent: Beryllium (mg/L) Analysis Run 8/5/2024 9:49 AM

Plant Hammond Client: Southern Company Data: Hammond AP-1

	HGWC-11	HGWC-12	HGWC-13	HGWC-7	HGWC-8	HGWC-9
1/26/2023	<0.0005	<0.0005	9.9E-05 (J)			<0.0005
1/27/2023				<0.0005		
2/1/2023					5.6E-05 (J)	
7/13/2023					7.3E-05 (J)	
7/17/2023			0.00012 (J)			
8/10/2023	6.9E-05 (J)	<0.0005				
8/11/2023						<0.0005
8/12/2023			0.0001 (J)	<0.0005	<0.0005	
2/14/2024				<0.0005	<0.0005	
2/15/2024	<0.0005	<0.0005				<0.0005
2/16/2024			<0.0005			

ND substitution: RL or RL/2 if <15% NDs.

Time Series

Constituent: Beryllium (mg/L) Analysis Run 8/5/2024 9:49 AM

Plant Hammond Client: Southern Company Data: Hammond AP-1

	MW-19	MW-20	MW-24D	MW-25D	MW-26D	MW-27D
3/13/2019		<0.0005	<0.0005		<0.0005	<0.0005
3/14/2019	<0.0005			<0.0005		
4/2/2019		<0.0005				
4/3/2019	<0.0005			<0.0005	<0.0005	
4/4/2019						<0.0005
4/8/2019			<0.0005			
9/25/2019		<0.0005				
9/26/2019			<0.0005		<0.0005	<0.0005
9/27/2019	<0.0005			<0.0005		
3/2/2020		<0.0005				
3/3/2020				<0.0005		
3/4/2020	<0.0005		<0.0005		<0.0005	<0.0005
3/26/2020	<0.0005			<0.0005		
3/27/2020		<0.0005				
3/30/2020			<0.0005			
3/31/2020					<0.0005	
4/2/2020						<0.0005
9/17/2020		<0.0005			<0.0005	
9/18/2020				<0.0005		<0.0005
9/21/2020	<0.0005		<0.0005			
2/11/2021		<0.0005				
2/12/2021	<0.0005			<0.0005		
2/16/2021			<0.0005		<0.0005	<0.0005
3/12/2021						<0.0005
3/15/2021		<0.0005				
3/16/2021				<0.0005		
3/17/2021	<0.0005		<0.0005		<0.0005	
8/17/2021		<0.0005			<0.0005	<0.0005
8/18/2021	5.8E-05 (J)					
8/19/2021			<0.0005	<0.0005		
2/9/2022	<0.0005			<0.0005	<0.0005	
2/10/2022		<0.0005	<0.0005			<0.0005
8/3/2022			<0.0005			<0.0005
8/4/2022	<0.0005	<0.0005		<0.0005	<0.0005	
1/26/2023	<0.0005	<0.0005	<0.0005	<0.0005	<0.0005	
1/27/2023						<0.0005
8/10/2023	<0.0005	<0.0005		<0.0005		
8/11/2023					<0.0005	
8/12/2023			<0.0005			<0.0005
2/14/2024		<0.0005				
2/15/2024	<0.0005		<0.0005	<0.0005	<0.0005	
2/16/2024						<0.0005

ND substitution: RL or RL/2 if <15% NDs.

Time Series

Constituent: Beryllium (mg/L) Analysis Run 8/5/2024 9:49 AM

Plant Hammond Client: Southern Company Data: Hammond AP-1

	MW-28D	MW-29	MW-5	MW-6	MW-7
3/12/2019	<0.0005	<0.0005			
3/13/2019			<0.0005	<0.0005	<0.0005
4/2/2019	<0.0005	<0.0005			
4/3/2019			<0.0005	<0.0005	5.1E-05 (J)
9/24/2019		<0.0005			
9/25/2019			<0.0005		
9/26/2019	<0.0005			<0.0005	<0.0005
3/2/2020		<0.0005	<0.0005		
3/3/2020				<0.0005	<0.0005
3/4/2020	0.00014 (J)				
3/26/2020			<0.0005		
3/27/2020	<0.0005			<0.0005	
3/30/2020		<0.0005			<0.0005
9/16/2020		<0.0005			
9/17/2020			<0.0005		
9/21/2020	<0.0005			<0.0005	<0.0005
2/10/2021	5.4E-05 (J)				
2/15/2021		<0.0005			<0.0005
2/16/2021			<0.0005	<0.0005	
3/15/2021	4.8E-05 (J)	<0.0005			<0.0005
3/16/2021			<0.0005	<0.0005	
8/16/2021		<0.0005			
8/17/2021			<0.0005	<0.0005	<0.0005
8/18/2021	<0.0005				
2/8/2022					<0.0005
2/9/2022			<0.0005	<0.0005	
2/10/2022	<0.0005	<0.0005			
8/3/2022		<0.0005	<0.0005	<0.0005	
8/4/2022	<0.0005				<0.0005
1/26/2023	<0.0005	<0.0005	<0.0005	<0.0005	<0.0005
8/10/2023		<0.0005	<0.0005	<0.0005	<0.0005
8/11/2023	<0.0005				
2/14/2024	<0.0005	<0.0005		<0.0005	<0.0005
2/15/2024			<0.0005		

ND substitution: RL or RL/2 if <15% NDs.

Time Series

Constituent: Boron (mg/L) Analysis Run 8/5/2024 9:49 AM

Plant Hammond Client: Southern Company Data: Hammond AP-1

	HGWA-1 (bg)	HGWA-2 (bg)	HGWA-3 (bg)	HGWA-43D (bg)	HGWA-44D (bg)	HGWC-10
5/19/2016	0.0214 (J)	0.0321 (J)	<0.04			
5/23/2016						0.72
7/11/2016	0.0142 (J)	0.0337 (J)				
7/12/2016			0.0074 (J)			0.778
8/30/2016	0.0074 (J)	0.0173 (J)	<0.04			
9/1/2016						0.786
10/19/2016	0.0224 (J)	0.0341 (J)	0.0085 (J)			
10/24/2016						0.831
12/6/2016	0.0211 (J)	0.0326 (J)	0.0085 (J)			
12/7/2016						1.01
1/24/2017	0.0165 (J)	0.0365 (J)	0.01 (J)			
1/26/2017						0.108
3/21/2017	0.0187 (J)	0.0349 (J)	0.0079 (J)			
3/22/2017						0.788
5/22/2017	0.0782	0.0475	0.0131 (J)			
5/24/2017						0.814
10/3/2017	0.0198 (J)	0.0386 (J)	0.0097 (J)			0.871
6/4/2018	0.02 (J)	0.036 (J)	0.017 (J)			
6/5/2018						1.2
10/1/2018	0.013 (J)	0.035 (J)	0.0061 (J)			
10/2/2018						0.62
4/1/2019			0.0066 (J)			
4/2/2019	0.016 (J)	0.034 (J)				
4/3/2019						0.66
9/23/2019	0.021 (J)	0.04 (J)	0.0081 (J)			
9/27/2019						1
3/25/2020	0.025 (J)	0.039 (J)	0.0096 (J)			
4/1/2020						0.23
6/16/2020	0.021 (J)		0.01 (J)			
9/15/2020	0.017 (J)	0.044 (J)	0.0071 (J)			
9/16/2020				0.061 (J)	0.23	1.1
11/10/2020				0.057 (J)	0.29	
12/15/2020				0.052 (J)	0.31	
1/19/2021				0.049 (J)	0.4	
3/10/2021	0.015 (J)				0.39	
3/11/2021		0.056	0.015 (J)	0.06		
3/12/2021						0.64
8/11/2021	0.02 (J)			0.042		
8/12/2021		0.044	<0.04			
8/13/2021					0.31	
8/17/2021						0.88
2/1/2022	0.016 (J)	0.056	0.011 (J)	0.05	0.44	
2/9/2022						0.1
8/2/2022	0.012 (J)	0.047	<0.04	0.043	0.31	
8/3/2022						0.53
1/23/2023			0.012 (J)			
1/24/2023	0.015 (J)	0.046		0.037 (J)	0.44	
1/27/2023						0.065
8/8/2023	0.023 (J)	0.06	0.011 (J)	0.038 (J)	0.55	
8/10/2023						0.65
2/13/2024	0.02 (J)	0.051	<0.04	0.037 (J)	0.49	
2/15/2024						0.089

ND substitution: RL or RL/2 if <15% NDs.

Time Series

Constituent: Boron (mg/L) Analysis Run 8/5/2024 9:49 AM

Plant Hammond Client: Southern Company Data: Hammond AP-1

	HGWC-11	HGWC-12	HGWC-13	HGWC-7	HGWC-8	HGWC-9
5/20/2016				0.885	1.71	
5/23/2016	0.787	2.2	2.15			1.76
7/12/2016	1.17	1.98	1.91	0.857	1.43	1.56
9/1/2016	1.49	2.28	2.3	0.904	1.91	2
10/20/2016				0.936	1.72	1.68
10/24/2016	2.54	2.75	4.01			
12/6/2016				1.06	2.06	2.15
12/7/2016	2.96	3.35	3.85			
1/25/2017				0.764	2.01	
1/26/2017	2.23	3.07	2.45			1.87
3/21/2017				0.857	2.08	
3/22/2017	0.84	3.04	1.99			1.99
5/23/2017				0.91	2.32	2.29
5/24/2017	2.29	2.95	1.74			
10/3/2017	1.47	2.35	1.43	0.967	2.84	2.05
6/5/2018	1.3		1.3	0.86		
6/6/2018		2.5			2.6	2.3
10/2/2018				0.98	2.7	2.5
10/3/2018	0.91	2.3				
10/5/2018			1.6			
4/2/2019				0.99		
4/3/2019	0.23	1.8			2.8	2.3
4/5/2019			0.86 (J)			
9/24/2019					2.8	
9/25/2019				1.1		
9/26/2019			1.7			
9/27/2019	0.53	2.1				2.9
3/26/2020		1.6				
3/27/2020				1.2	2.4	
3/30/2020			1.8			
3/31/2020	0.17					2.2
6/16/2020					2.2	
6/17/2020				1		
9/16/2020				1.1	1.9	
9/17/2020						2
9/18/2020	0.91	1.6				
9/21/2020			1.6			
3/15/2021				1.1	1.7	
3/16/2021	0.53	1.9				2.2
3/17/2021			0.89			
8/16/2021				1.1		
8/17/2021						2.3
8/18/2021	0.91	1.9			1.8	
8/19/2021			0.73			
2/9/2022	1	2				2.3
2/10/2022			1	1.3	1.7	
8/3/2022	0.64	1.5	0.76	1.1	1.5	
8/4/2022						2
8/11/2022				1.1		
1/26/2023	0.5	1.5	0.83			1.9
1/27/2023				0.93		
2/1/2023					1.9	

Time Series

Constituent: Boron (mg/L) Analysis Run 8/5/2024 9:49 AM

Plant Hammond Client: Southern Company Data: Hammond AP-1

	HGWC-11	HGWC-12	HGWC-13	HGWC-7	HGWC-8	HGWC-9
7/13/2023					2	
7/17/2023			1			
8/10/2023	0.44	1.4				
8/11/2023						2.1
8/12/2023			1	0.82	1.7	
2/14/2024				0.98	1.6	
2/15/2024	0.85	1.8				2.1
2/16/2024			1			

Time Series

Constituent: Boron (mg/L) Analysis Run 8/5/2024 9:49 AM

Plant Hammond Client: Southern Company Data: Hammond AP-1

	MW-19	MW-20	MW-24D	MW-25D	MW-26D	MW-27D
4/2/2019		0.11				
4/3/2019	0.63			0.37	1.5	
4/4/2019						0.12 (J)
4/8/2019			0.47 (J)			
9/25/2019		0.091				
9/26/2019			0.49		2	0.14
9/27/2019	0.58			0.36		
3/26/2020	1			0.44		
3/27/2020		0.12				
3/30/2020			0.51			
3/31/2020					1.8	
4/2/2020						0.13
9/17/2020		0.11			2	
9/18/2020				0.36		0.12
9/21/2020	0.89		0.45			
3/12/2021						0.13
3/15/2021		0.12				
3/16/2021				0.4		
3/17/2021	0.69		0.49		2.1	
8/17/2021		0.11			2.2	0.14
8/18/2021	0.55					
8/19/2021			0.52	0.4		
2/9/2022	0.49			0.43	2.3	
2/10/2022		0.13	0.55			0.13
8/3/2022			0.49			0.12
8/4/2022	0.58	0.11		0.35	2	
1/26/2023	0.36	0.099	0.47	0.3	1.8	
1/27/2023						0.12
8/10/2023	0.53	0.1		0.31		
8/11/2023					1.6	
8/12/2023			0.55			0.13
2/14/2024		0.12				
2/15/2024	0.25		0.38	0.3	1.7	
2/16/2024						0.12

Time Series

Constituent: Boron (mg/L) Analysis Run 8/5/2024 9:49 AM

Plant Hammond Client: Southern Company Data: Hammond AP-1

	MW-28D	MW-29	MW-5	MW-6	MW-7
4/2/2019	0.17	1.2			
4/3/2019			0.03 (J)	0.67	0.094
9/24/2019		1.2			
9/25/2019			0.11		
9/26/2019	0.6			0.93	0.26
3/26/2020			0.041 (J)		
3/27/2020	0.14			0.77	
3/30/2020		1.3			0.051 (J)
9/16/2020		1.7			
9/17/2020			0.067 (J)		
9/21/2020	0.45			0.82	0.2
3/15/2021	0.36	1.2			0.16
3/16/2021			0.037 (J)	0.81	
8/16/2021		1.1			
8/17/2021			0.026 (J)	0.85	0.2
8/18/2021	0.72				
2/8/2022					0.19
2/9/2022			0.042	0.96	
2/10/2022	0.23	1.4			
8/3/2022		1.1	0.034 (J)	0.75	
8/4/2022	0.55				0.14
1/26/2023	0.29	1	0.044	0.71	0.033 (J)
8/10/2023		1.1	0.037 (J)	0.65	0.13
8/11/2023	0.12				
2/14/2024	0.41	1.1		0.65	0.038 (J)
2/15/2024			0.046		

Time Series

Constituent: Cadmium (mg/L) Analysis Run 8/5/2024 9:49 AM

Plant Hammond Client: Southern Company Data: Hammond AP-1

	HGWA-1 (bg)	HGWA-2 (bg)	HGWA-3 (bg)	HGWA-43D (bg)	HGWA-44D (bg)	HGWC-10
5/19/2016	<0.0005	<0.0005	<0.0005			
5/23/2016						0.000115 (J)
7/11/2016	<0.0005	<0.0005				
7/12/2016			<0.0005			<0.0005
8/30/2016	<0.0005	<0.0005	<0.0005			
9/1/2016						0.0001 (J)
10/19/2016	<0.0005	<0.0005	<0.0005			
10/24/2016						0.0001 (J)
12/6/2016	<0.0005	<0.0005	<0.0005			
12/7/2016						0.0001 (J)
1/24/2017	<0.0005	0.0001 (J)	<0.0005			
1/26/2017						<0.0005
3/21/2017	<0.0005	7E-05 (J)	<0.0005			
3/22/2017						0.0001 (J)
5/22/2017	<0.0005	0.0001 (J)	<0.0005			
5/24/2017						0.0002 (J)
4/2/2018	<0.0005	<0.0005				
4/3/2018			<0.0005			
4/4/2018						<0.0005
3/12/2019	<0.0005	0.00013 (J)	<0.0005			
3/13/2019						<0.0005
4/1/2019			<0.0005			
4/2/2019	<0.0005	0.00015 (J)				
4/3/2019						0.0001 (J)
9/23/2019	<0.0005	<0.0005	<0.0005			
9/27/2019						<0.0005
3/2/2020	<0.0005	<0.0005	<0.0005			
3/3/2020						<0.0005
3/25/2020	<0.0005	0.00014 (J)	<0.0005			
4/1/2020						<0.0005
9/15/2020	<0.0005	0.00012 (J)	<0.0005			
9/16/2020				<0.0005	<0.0005	<0.0005
11/10/2020				<0.0005	<0.0005	
12/15/2020				<0.0005	<0.0005	
1/19/2021				<0.0005	<0.0005	
2/8/2021	<0.0005					
2/9/2021		0.00016 (J)	<0.0005	<0.0005	<0.0005	
2/15/2021						<0.0005
3/10/2021	<0.0005				<0.0005	
3/11/2021		<0.0005	<0.0005	<0.0005		
3/12/2021						<0.0005
8/11/2021	<0.0005			<0.0005		
8/12/2021		0.00014 (J)	<0.0005			
8/13/2021					<0.0005	
8/17/2021						<0.0005
2/1/2022	<0.0005	0.00017 (J)	<0.0005	<0.0005	<0.0005	
2/9/2022						<0.0005
8/2/2022	<0.0005	0.00023 (J)	<0.0005	<0.0005	<0.0005	
8/3/2022						<0.0005
1/23/2023			<0.0005			
1/24/2023	<0.0005	0.00021 (J)		<0.0005	<0.0005	
1/27/2023						<0.0005

ND substitution: RL or RL/2 if <15% NDs.

Time Series

Constituent: Cadmium (mg/L) Analysis Run 8/5/2024 9:49 AM

Plant Hammond Client: Southern Company Data: Hammond AP-1

	HGWA-1 (bg)	HGWA-2 (bg)	HGWA-3 (bg)	HGWA-43D (bg)	HGWA-44D (bg)	HGWC-10
8/8/2023	<0.0005	0.00026 (J)	<0.0005	<0.0005	<0.0005	
8/10/2023						<0.0005
2/13/2024	<0.0005	0.00027 (J)	<0.0005	<0.0005	<0.0005	
2/15/2024						<0.0005

ND substitution: RL or RL/2 if <15% NDs.

Time Series

Constituent: Cadmium (mg/L) Analysis Run 8/5/2024 9:49 AM

Plant Hammond Client: Southern Company Data: Hammond AP-1

	HGWC-11	HGWC-12	HGWC-13	HGWC-7	HGWC-8	HGWC-9
5/20/2016				<0.0005	0.00024 (J)	
5/23/2016	<0.0005	<0.0005	<0.0005			<0.0005
7/12/2016	<0.0005	<0.0005	<0.0005	<0.0005	0.0002 (J)	<0.0005
9/1/2016	<0.0005	<0.0005	<0.0005	<0.0005	0.0001 (J)	<0.0005
10/20/2016				<0.0005	0.0001 (J)	0.0002 (J)
10/24/2016	<0.0005	<0.0005	<0.0005			
12/6/2016				0.0002 (J)	0.0017	0.0001 (J)
12/7/2016	0.0001 (J)	0.0002 (J)	<0.0005			
1/25/2017				0.0002 (J)	0.0002 (J)	
1/26/2017	<0.0005	<0.0005	<0.0005			<0.0005
3/21/2017				0.0002 (J)	0.0002 (J)	
3/22/2017	0.0001 (J)	0.0003 (J)	<0.0005			7E-05 (J)
5/23/2017				0.0001 (J)	0.0003 (J)	<0.0005
5/24/2017	<0.0005	9E-05 (J)	<0.0005			
4/3/2018				<0.0005	<0.001	<0.0005
4/4/2018	<0.0005	<0.0005	<0.0005			
3/12/2019					0.0002 (J)	
3/13/2019	<0.0005		<0.0005	<0.0005		<0.0005
3/14/2019		<0.0005				
4/2/2019				<0.0005		
4/3/2019	9.6E-05 (J)	<0.0005			0.00032 (J)	<0.0005
4/5/2019			<0.0005			
9/24/2019					0.0002 (J)	
9/25/2019				<0.0005		
9/26/2019			<0.0005			
9/27/2019	<0.0005	<0.0005				<0.0005
3/3/2020	<0.0005	0.00015 (J)			0.00017 (J)	
3/4/2020			<0.0005	<0.0005		<0.0005
3/26/2020		<0.0005				
3/27/2020				<0.0005	0.00014 (J)	
3/30/2020			<0.0005			
3/31/2020	<0.0005					<0.0005
9/16/2020				<0.0005	0.00023 (J)	
9/17/2020						<0.0005
9/18/2020	<0.0005	<0.0005				
9/21/2020			<0.0005			
2/10/2021				<0.0005		
2/12/2021	<0.0005	<0.0005				
2/16/2021					0.00037 (J)	<0.0005
2/22/2021			<0.0005			
3/15/2021				<0.0005	0.00017 (J)	
3/16/2021	<0.0005	<0.0005				<0.0005
3/17/2021			<0.0005			
8/16/2021				<0.0005		
8/17/2021						<0.0005
8/18/2021	<0.0005	<0.0005			0.0002 (J)	
8/19/2021			<0.0005			
2/9/2022	<0.0005	<0.0005				<0.0005
2/10/2022			<0.0005	<0.0005	0.00029 (J)	
8/3/2022	<0.0005	<0.0005	<0.0005	<0.0005	0.00017 (J)	
8/4/2022						<0.0005
8/11/2022				<0.0005		

ND substitution: RL or RL/2 if <15% NDs.

Time Series

Constituent: Cadmium (mg/L) Analysis Run 8/5/2024 9:49 AM

Plant Hammond Client: Southern Company Data: Hammond AP-1

	HGWC-11	HGWC-12	HGWC-13	HGWC-7	HGWC-8	HGWC-9
1/26/2023	<0.0005	<0.0005	<0.0005			<0.0005
1/27/2023				0.00019 (J)		
2/1/2023					0.00014 (J)	
7/13/2023					0.00031 (J)	
7/17/2023			<0.0005			
8/10/2023	<0.0005	<0.0005				
8/11/2023						<0.0005
8/12/2023			<0.0005	<0.0005	0.00044 (J)	
2/14/2024				<0.0005	0.00025 (J)	
2/15/2024	<0.0005	<0.0005				<0.0005
2/16/2024			<0.0005			

ND substitution: RL or RL/2 if <15% NDs.

Time Series

Constituent: Cadmium (mg/L) Analysis Run 8/5/2024 9:49 AM

Plant Hammond Client: Southern Company Data: Hammond AP-1

	MW-19	MW-20	MW-24D	MW-25D	MW-26D	MW-27D
3/13/2019		<0.0005	<0.0005		<0.0005	<0.0005
3/14/2019	<0.0005			<0.0005		
4/2/2019		<0.0005				
4/3/2019	<0.0005			<0.0005	<0.0005	
4/4/2019						<0.0005
4/8/2019			<0.0005			
9/25/2019		<0.0005				
9/26/2019			<0.0005		<0.0005	<0.0005
9/27/2019	0.00013 (J)			<0.0005		
3/2/2020		<0.0005				
3/3/2020				<0.0005		
3/4/2020	0.00026 (J)		<0.0005		<0.0005	<0.0005
3/26/2020	0.00019 (J)			<0.0005		
3/27/2020		<0.0005				
3/30/2020			<0.0005			
3/31/2020					<0.0005	
4/2/2020						<0.0005
9/17/2020		<0.0005			<0.0005	
9/18/2020				<0.0005		<0.0005
9/21/2020	0.00018 (J)		<0.0005			
2/11/2021		<0.0005				
2/12/2021	0.0002 (J)			<0.0005		
2/16/2021			<0.0005		<0.0005	<0.0005
3/12/2021						<0.0005
3/15/2021		<0.0005				
3/16/2021				<0.0005		
3/17/2021	0.00016 (J)		<0.0005		<0.0005	
8/17/2021		<0.0005			<0.0005	<0.0005
8/18/2021	0.00027 (J)					
8/19/2021			<0.0005	<0.0005		
2/9/2022	0.0011			<0.0005	<0.0005	
2/10/2022		<0.0005	<0.0005			<0.0005
8/3/2022			<0.0005			<0.0005
8/4/2022	0.00022 (J)	<0.0005		<0.0005	<0.0005	
1/26/2023	<0.0005	<0.0005	<0.0005	<0.0005	<0.0005	
1/27/2023						<0.0005
8/10/2023	0.00018 (J)	<0.0005		<0.0005		
8/11/2023					<0.0005	
8/12/2023			<0.0005			<0.0005
2/14/2024		<0.0005				
2/15/2024	<0.0005		<0.0005	<0.0005	<0.0005	
2/16/2024						<0.0005

ND substitution: RL or RL/2 if <15% NDs.

Time Series

Constituent: Cadmium (mg/L) Analysis Run 8/5/2024 9:49 AM

Plant Hammond Client: Southern Company Data: Hammond AP-1

	MW-28D	MW-29	MW-5	MW-6	MW-7
3/12/2019	<0.0005	<0.0005			
3/13/2019			<0.0005	<0.0005	<0.0005
4/2/2019	<0.0005	<0.0005			
4/3/2019			<0.0005	<0.0005	<0.0005
9/24/2019		<0.0005			
9/25/2019			<0.0005		
9/26/2019	<0.0005			<0.0005	<0.0005
3/2/2020		<0.0005	<0.0005		
3/3/2020				<0.0005	<0.0005
3/4/2020	<0.0005				
3/26/2020			<0.0005		
3/27/2020	<0.0005			<0.0005	
3/30/2020		<0.0005			<0.0005
9/16/2020		<0.0005			
9/17/2020			<0.0005		
9/21/2020	<0.0005			<0.0005	<0.0005
2/10/2021	<0.0005				
2/15/2021		<0.0005			<0.0005
2/16/2021			<0.0005	<0.0005	
3/15/2021	<0.0005	<0.0005			<0.0005
3/16/2021			<0.0005	<0.0005	
8/16/2021		<0.0005			
8/17/2021			<0.0005	<0.0005	<0.0005
8/18/2021	<0.0005				
2/8/2022					<0.0005
2/9/2022			<0.0005	<0.0005	
2/10/2022	<0.0005	<0.0005			
8/3/2022		<0.0005	<0.0005	<0.0005	
8/4/2022	<0.0005				<0.0005
1/26/2023	<0.0005	<0.0005	<0.0005	<0.0005	<0.0005
8/10/2023		<0.0005	<0.0005	<0.0005	<0.0005
8/11/2023	<0.0005				
2/14/2024	<0.0005	0.00053		<0.0005	<0.0005
2/15/2024			<0.0005		

ND substitution: RL or RL/2 if <15% NDs.

Time Series

Constituent: Calcium (mg/L) Analysis Run 8/5/2024 9:49 AM

Plant Hammond Client: Southern Company Data: Hammond AP-1

	HGWA-1 (bg)	HGWA-2 (bg)	HGWA-3 (bg)	HGWA-43D (bg)	HGWA-44D (bg)	HGWC-10
5/19/2016	138	22.9	76.2			
5/23/2016						167
7/11/2016	97.2	22.3				
7/12/2016			61.5			143
8/30/2016	97.5	26.4	65.1			
9/1/2016						156
10/19/2016	99.2	21.7	73.2			
10/24/2016						156
12/6/2016	105	18.2	74.9			
12/7/2016						183
1/24/2017	95.7	18.5	69.6			
1/26/2017						82.6
3/21/2017	106	18.6	75.7			
3/22/2017						154
5/22/2017	107	17.8	71.5			
5/24/2017						171
10/3/2017	102	20.2	76.3			162
6/4/2018	124	19.1	73.4			
6/5/2018						167
10/1/2018	108	20.5 (J)	80.9			
10/2/2018						144
4/1/2019			80.5			
4/2/2019	132	22.5 (J)				
4/3/2019						137
9/23/2019	118	19.5	71			
9/27/2019						157
3/25/2020	127	23	89.8			
4/1/2020						96.2
6/16/2020	130		85.1			
9/15/2020	103	21.1	73.1			
9/16/2020				56	30	139
11/10/2020				63.3	33.6	
12/15/2020				62.6	28.7	
1/19/2021				60.1	33	
3/10/2021	111				5.9	
3/11/2021		43.8	83.8	59.6		
3/12/2021						146 (M1)
8/11/2021	113			61		
8/12/2021		21.9	84			
8/13/2021					28.9	
8/17/2021						153
2/1/2022	106	27.2	85.1	55.9	24.8	
2/9/2022						76.8
8/2/2022	117	31.2	84.6	54.1	20.9	
8/3/2022						125
1/23/2023			85			
1/24/2023	117	29.4		56.6	13.2	
1/27/2023						60.4
8/8/2023	118	30.7	78.3	52.8	8.1	
8/10/2023						155
2/13/2024	116	38.8	83.6	53.3	9.9	
2/15/2024						68.4

Time Series

Constituent: Calcium (mg/L) Analysis Run 8/5/2024 9:49 AM

Plant Hammond Client: Southern Company Data: Hammond AP-1

	HGWC-11	HGWC-12	HGWC-13	HGWC-7	HGWC-8	HGWC-9
5/20/2016				117	159	
5/23/2016	131	195	133			179
7/12/2016	124	181	101	88.8	127	174
9/1/2016	107	179	120	96.3	135	170
10/20/2016				96.9	134	133
10/24/2016	145	193	127			
12/6/2016				104	142	181
12/7/2016	159	193	113			
1/25/2017				94.5	142	
1/26/2017	121	172	77.9			175
3/21/2017				109	148	
3/22/2017	130	162	85.1			183
5/23/2017				93.3	140	181
5/24/2017	117	158	77.1			
10/3/2017	87.7	130	62	108	158	188
6/5/2018	113		110	99.8		
6/6/2018		136			127	184
10/2/2018				108	118	173
10/3/2018	89	125				
10/5/2018			73.6			
4/2/2019				101		
4/3/2019	112	114			125	164
4/5/2019			77.1			
9/24/2019					113	
9/25/2019				105		
9/26/2019			195			
9/27/2019	113	153				175
3/26/2020		145				
3/27/2020				119	133	
3/30/2020			234			
3/31/2020	124					182
6/16/2020					120	
6/17/2020				112		
9/16/2020				98	119	
9/17/2020						164
9/18/2020	122	163				
9/21/2020			173			
3/15/2021				113	156	
3/16/2021	132	166				182
3/17/2021			184			
8/16/2021				112		
8/17/2021						183
8/18/2021	128	163			147	
8/19/2021			179			
2/9/2022	144	172				183
2/10/2022			206	108	153	
8/3/2022	131	167	237	125	153	
8/4/2022						196
8/11/2022				119		
1/26/2023	113	154	234			173
1/27/2023				124		
2/1/2023					110	

Time Series

Constituent: Calcium (mg/L) Analysis Run 8/5/2024 9:49 AM

Plant Hammond Client: Southern Company Data: Hammond AP-1

	HGWC-11	HGWC-12	HGWC-13	HGWC-7	HGWC-8	HGWC-9
7/13/2023					107	
7/17/2023			179			
8/10/2023	100	156				
8/11/2023						168
8/12/2023			172	101	122	
2/14/2024				109	96.2	
2/15/2024	125	171				148
2/16/2024			152			

Time Series

Constituent: Calcium (mg/L) Analysis Run 8/5/2024 9:49 AM

Plant Hammond Client: Southern Company Data: Hammond AP-1

	MW-19	MW-20	MW-24D	MW-25D	MW-26D	MW-27D
4/2/2019		109				
4/3/2019	74.9			25.4	122	
4/4/2019						26.3
4/8/2019			83			
9/25/2019		113				
9/26/2019			83.1		158	32.1
9/27/2019	90			26.4		
3/26/2020	171			27		
3/27/2020		126				
3/30/2020			84.4			
3/31/2020					155	
4/2/2020						28.4
9/17/2020		110			150	
9/18/2020				25.1		24.8
9/21/2020	135		87.6			
3/12/2021						28
3/15/2021		121				
3/16/2021				24.8		
3/17/2021	130		102		175	
8/17/2021		123			177	28.5
8/18/2021	125					
8/19/2021			99.5	23.8		
2/9/2022	97.6			23.5	176	
2/10/2022		123	110			31.4
8/3/2022			102			30.8
8/4/2022	187	131		22	186	
1/26/2023	118	122	107	21.8	179	
1/27/2023						28.1
8/10/2023	127	123		86.1		
8/11/2023					152	
8/12/2023			105			27.8
2/14/2024		128				
2/15/2024	109		84	23.5	181	
2/16/2024						26.5

Time Series

Constituent: Calcium (mg/L) Analysis Run 8/5/2024 9:49 AM

Plant Hammond Client: Southern Company Data: Hammond AP-1

	MW-28D	MW-29	MW-5	MW-6	MW-7
4/2/2019	64.6	131			
4/3/2019			82	178	50.2
9/24/2019		140			
9/25/2019			105		
9/26/2019	84			189	83.9
3/26/2020			89.6		
3/27/2020	53			186	
3/30/2020		148			31.1
9/16/2020		126			
9/17/2020			103		
9/21/2020	76.8			173	75.3
3/15/2021	66.1	145			76.9
3/16/2021			71.8	184	
8/16/2021		140			
8/17/2021			73.3	181	90.7
8/18/2021	82.8				
2/8/2022					73.3
2/9/2022			68.1	178	
2/10/2022	58.5	156			
8/3/2022		143	86.6	176	
8/4/2022	76.7				73.1
1/26/2023	64.4	146	76.1	180	21.6
8/10/2023		147	99.7	179	81.2
8/11/2023	49.6				
2/14/2024	70.3	146		174	25.4
2/15/2024			72.9		

Time Series

Constituent: Chloride (mg/L) Analysis Run 8/5/2024 9:49 AM

Plant Hammond Client: Southern Company Data: Hammond AP-1

	HGWA-1 (bg)	HGWA-2 (bg)	HGWA-3 (bg)	HGWA-43D (bg)	HGWA-44D (bg)	HGWC-10
5/19/2016	9.94	6.14	5.93			
5/23/2016						56.1
7/11/2016	6.3	5.9				
7/12/2016			6.2			63
8/30/2016	6	6.2	6.4			
9/1/2016						77
10/19/2016	5.8	6.1	6.5			
10/24/2016						99
12/6/2016	5.4	6	7.2			
12/7/2016						96
1/24/2017	5.2	6.1	6.4			
1/26/2017						7
3/21/2017	4.6	5.9	7.5			
3/22/2017						82
5/22/2017	4.6	5.9	6.5			
5/24/2017						81
10/3/2017	5.6	6.3	6.5			100
6/4/2018	13.1	6.1	6.3			
6/5/2018						66.6
10/1/2018	6.6	6.4	6.4			
10/2/2018						48.3
4/1/2019			6.5			
4/2/2019	20.3	5.8				
4/3/2019						49.3
9/23/2019	17.7	5.1	5.9			
9/27/2019						49.9
3/25/2020	20.4	5.2	6.1			
4/1/2020						5.4
6/16/2020	41.1		5.8			
9/15/2020	13.4	5	6			
9/16/2020				4.1	7.2	39.7
11/10/2020				4.4	7.8	
12/15/2020				4.7	9.4	
1/19/2021				4.1	9.5	
3/10/2021	7.4				12.3	
3/11/2021		5.1	5.9	4.5		
3/12/2021						35
8/11/2021	9.6			3.5		
8/12/2021		5.2	4.8			
8/13/2021					39.9	
8/17/2021						28.3
2/1/2022	7.5	7	5.7	4.1	44.8	
2/9/2022						1.2
8/2/2022	14.1	7.8	5.9	4.3	19.8	
8/3/2022						12.3
1/23/2023			5.6			
1/24/2023	9	7.1		4.3	24.9	
1/27/2023						1.6
8/8/2023	26	6.6	5.3	3.5	27	
8/10/2023						13.4
2/13/2024	10	6.3	5.3	3.9	27.7	
2/15/2024						2.6

Time Series

Constituent: Chloride (mg/L) Analysis Run 8/5/2024 9:49 AM

Plant Hammond Client: Southern Company Data: Hammond AP-1

	HGWC-11	HGWC-12	HGWC-13	HGWC-7	HGWC-8	HGWC-9
5/20/2016				50.4	109	
5/23/2016	51.9	160	93.2			152
7/12/2016	100	160	78	50	110	160
9/1/2016	58	140	100	50	110	160
10/20/2016				49	110	110
10/24/2016	220	160	140			
12/6/2016				51	100	150
12/7/2016	180	190	110			
1/25/2017				54	110	
1/26/2017	90	160	70			170
3/21/2017				46	110	
3/22/2017	37	130	59			160
5/23/2017				49	130	150
5/24/2017	69	120	50			
10/3/2017	28	93	29	52	130	160
6/5/2018	56.1		72.3	52.3		
6/6/2018		46.4			44.8	138
10/2/2018				52.6	89.4	142
10/3/2018	24.8	88.4				
10/5/2018			32.3			
4/2/2019				55.5		
4/3/2019	4.6	62.8			91.6	130
4/5/2019			36.4			
9/24/2019					60.2	
9/25/2019				49.8		
9/26/2019			109			
9/27/2019	27.9	81				126
3/26/2020		48				
3/27/2020				48.3	79.8	
3/30/2020			75.1			
3/31/2020	3.2					105
6/16/2020					67.9	
6/17/2020				45.2		
9/16/2020				46.4	74.6	
9/17/2020						105
9/18/2020	34.9	74.6				
9/21/2020			41.2			
3/15/2021				44.5	72.4	
3/16/2021	11.5	56.8				94.7
3/17/2021			31.4			
8/16/2021				40.3		
8/17/2021						88.6
8/18/2021	19.9	47.3			50.9	
8/19/2021			24.4			
2/9/2022	20.4	46.8				84.4
2/10/2022			17.4	39.8	48.2	
8/3/2022	13.8	39.2	13	37.9	54.1	
8/4/2022						86.8
8/11/2022				37.7		
1/26/2023	8.8	34.6	12.5			86.9
1/27/2023				40		
2/1/2023					52.4	

Time Series

Constituent: Chloride (mg/L) Analysis Run 8/5/2024 9:49 AM

Plant Hammond Client: Southern Company Data: Hammond AP-1

	HGWC-11	HGWC-12	HGWC-13	HGWC-7	HGWC-8	HGWC-9
7/13/2023					47.9	
7/17/2023			17.8			
8/10/2023	6.5	30.6				
8/11/2023						78.9
8/12/2023			15.3	33.3	53.1	
2/14/2024				35.8	32.9	
2/15/2024	14.5	37.7				83.2
2/16/2024			16.7			

Time Series

Constituent: Chloride (mg/L) Analysis Run 8/5/2024 9:49 AM

Plant Hammond Client: Southern Company Data: Hammond AP-1

	MW-19	MW-20	MW-24D	MW-25D	MW-26D	MW-27D
4/2/2019		27.5				
4/3/2019	19.5			32	90.6	
4/4/2019						26.9
4/8/2019			43.3			
9/25/2019		25.7				
9/26/2019			39.7		118	31.8
9/27/2019	46.2			36.2		
3/26/2020	64			34.6		
3/27/2020		28.8				
3/30/2020			37.4			
3/31/2020					98	
4/2/2020						27.9
9/17/2020		29.7			103	
9/18/2020				33.4		30.4
9/21/2020	35		45.2			
3/12/2021						31.3
3/15/2021		31.1				
3/16/2021				29.2		
3/17/2021	19.8		42.9		95.3	
8/17/2021		28.3			89.2	30
8/18/2021	14.3					
8/19/2021			37.2	30.8		
2/9/2022	10.2			26.5	85.7	
2/10/2022		31.4	38.2			31.4
8/3/2022			39.6			36.7
8/4/2022	11.3	31.4		20.5	88.5	
1/26/2023	7.7	30	38	17.2	83.6	
1/27/2023						32.5
8/10/2023	11.2	28.4		13.6		
8/11/2023					87.6	
8/12/2023			35.1			29
2/14/2024		30.2				
2/15/2024	7.5		27.8	14	73.7	
2/16/2024						35.8

Time Series

Constituent: Chloride (mg/L) Analysis Run 8/5/2024 9:49 AM

Plant Hammond Client: Southern Company Data: Hammond AP-1

	MW-28D	MW-29	MW-5	MW-6	MW-7
4/2/2019	44	80.9			
4/3/2019			1.8	60.9	5.6
9/24/2019		83.8			
9/25/2019			35.9		
9/26/2019	43.5			64.9	15.6
3/26/2020			0.73 (J)		
3/27/2020	33			48.6	
3/30/2020		71.2			1.5
9/16/2020		75.3			
9/17/2020			28.7		
9/21/2020	42.9			58.1	11.1
3/15/2021	35.8	73.6			6.8
3/16/2021			1.4	49.8	
8/16/2021		68			
8/17/2021			1.4	43.5	8.9
8/18/2021	33.7				
2/8/2022					6.9
2/9/2022			0.74 (J)	37.9	
2/10/2022	29	66			
8/3/2022		63.5	4.4	39.6	
8/4/2022	33.3				4.7
1/26/2023	27.7	62.4	0.86 (J)	30.5	1.2
8/10/2023		56.1	0.86 (J)	26.9	3.3
8/11/2023	17				
2/14/2024	23.4	56.3		24.7	0.74 (J)
2/15/2024			0.95 (J)		

Time Series

Constituent: Chromium (mg/L) Analysis Run 8/5/2024 9:49 AM

Plant Hammond Client: Southern Company Data: Hammond AP-1

	HGWA-1 (bg)	HGWA-2 (bg)	HGWA-3 (bg)	HGWA-43D (bg)	HGWA-44D (bg)	HGWC-10
5/19/2016	<0.005	<0.005	<0.005			
5/23/2016						<0.005
7/11/2016	<0.005	<0.005				
7/12/2016			<0.005			<0.005
8/30/2016	<0.005	<0.005	<0.005			
9/1/2016						<0.005
10/19/2016	<0.005	<0.005	<0.005			
10/24/2016						<0.005
12/6/2016	<0.005	<0.005	<0.005			
12/7/2016						<0.005
1/24/2017	<0.005	<0.005	<0.005			
1/26/2017						<0.005
3/21/2017	0.0005 (J)	<0.005	<0.005			
3/22/2017						<0.005
5/22/2017	<0.005	<0.005	0.0007 (J)			
5/24/2017						<0.005
4/2/2018	<0.005	<0.005				
4/3/2018			<0.005			
4/4/2018						<0.005
3/12/2019	<0.005	<0.005	<0.005			
3/13/2019						<0.005
4/1/2019			<0.005			
4/2/2019	<0.005	0.0079 (J)				
4/3/2019						0.02
9/23/2019	<0.005	0.00058 (J)	<0.005			
9/27/2019						<0.005
3/2/2020	<0.005	0.00041 (J)	<0.005			
3/3/2020						<0.005
3/25/2020	0.00072 (J)	<0.005	<0.005			
4/1/2020						<0.005
9/15/2020	<0.005	<0.005	<0.005			
9/16/2020				<0.005	0.0012 (J)	<0.005
11/10/2020				<0.005	0.00089 (J)	
12/15/2020				<0.005	0.00072 (J)	
1/19/2021				<0.005	0.0011 (J)	
2/8/2021	<0.005					
2/9/2021		<0.005	<0.005	0.00095 (J)	0.00066 (J)	
2/15/2021						<0.005
3/10/2021	<0.005				<0.005	
3/11/2021		<0.005	<0.005	<0.005		
3/12/2021						<0.005
8/11/2021	<0.005			<0.005		
8/12/2021		<0.005	<0.005			
8/13/2021					0.0016 (J)	
8/17/2021						<0.005
2/1/2022	<0.005	<0.005	<0.005	<0.005	0.0013 (J)	
2/9/2022						0.0011 (J)
8/2/2022	<0.005	<0.005	<0.005	<0.005	<0.005	
8/3/2022						<0.005
1/23/2023			<0.005			
1/24/2023	<0.005	<0.005		<0.005	<0.005	
1/27/2023						0.0012 (J)

ND substitution: RL or RL/2 if <15% NDs.

Time Series

Constituent: Chromium (mg/L) Analysis Run 8/5/2024 9:49 AM

Plant Hammond Client: Southern Company Data: Hammond AP-1

	HGWA-1 (bg)	HGWA-2 (bg)	HGWA-3 (bg)	HGWA-43D (bg)	HGWA-44D (bg)	HGWC-10
8/8/2023	<0.005	<0.005	<0.005	<0.005	<0.005	
8/10/2023						<0.005
2/13/2024	<0.005	<0.005	<0.005	<0.005	<0.005	
2/15/2024						<0.005

ND substitution: RL or RL/2 if <15% NDs.

Time Series

Constituent: Chromium (mg/L) Analysis Run 8/5/2024 9:49 AM

Plant Hammond Client: Southern Company Data: Hammond AP-1

	HGWC-11	HGWC-12	HGWC-13	HGWC-7	HGWC-8	HGWC-9
5/20/2016				<0.005	<0.005	
5/23/2016	<0.005	<0.005	<0.005			<0.005
7/12/2016	<0.005	<0.005	<0.005	<0.005	<0.005	<0.005
9/1/2016	<0.005	<0.005	<0.005	<0.005	<0.005	<0.005
10/20/2016				<0.005	<0.005	<0.005
10/24/2016	<0.005	<0.005	<0.005			
12/6/2016				<0.005	<0.005	<0.005
12/7/2016	<0.005	<0.005	<0.005			
1/25/2017				<0.005	<0.005	
1/26/2017	<0.005	<0.005	<0.005			<0.005
3/21/2017				<0.005	0.0005 (J)	
3/22/2017	0.0003 (J)	0.0004 (J)	0.0004 (J)			<0.005
5/23/2017				<0.005	<0.005	<0.005
5/24/2017	<0.005	<0.005	<0.005			
4/3/2018				<0.005	<0.005	<0.005
4/4/2018	<0.005	<0.005	<0.005			
3/12/2019					<0.005	
3/13/2019	<0.005		<0.005	<0.005		<0.005
3/14/2019		0.0025 (J)				
4/2/2019				<0.005		
4/3/2019	<0.005	<0.005			<0.005	<0.005
4/5/2019			<0.005			
9/24/2019					<0.005	
9/25/2019				0.071		
9/26/2019			<0.005			
9/27/2019	<0.005	<0.005				<0.005
3/3/2020	0.00061 (J)	<0.005			0.0007 (J)	
3/4/2020			<0.005	0.0016 (J)		<0.005
3/26/2020		<0.005				
3/27/2020				0.0004 (J)	<0.005	
3/30/2020			0.00059 (J)			
3/31/2020	<0.005					0.00052 (J)
9/16/2020				0.00074 (J)	0.0015 (J)	
9/17/2020						<0.005
9/18/2020	<0.005	0.00091 (J)				
9/21/2020			0.00056 (J)			
2/10/2021				0.0014 (J)		
2/12/2021	<0.005	<0.005				
2/16/2021					<0.005	0.00067 (J)
2/22/2021			<0.005			
3/15/2021				0.0021 (J)	0.00082 (J)	
3/16/2021	<0.005	<0.005				<0.005
3/17/2021			<0.005			
8/16/2021				<0.005		
8/17/2021						<0.005
8/18/2021	<0.005	<0.005			<0.005	
8/19/2021			<0.005			
2/9/2022	<0.005	<0.005				0.0011 (J)
2/10/2022			<0.005	<0.005	<0.005	
8/3/2022	<0.005	<0.005	<0.005	<0.005	<0.005	
8/4/2022						<0.005
8/11/2022				<0.005		

ND substitution: RL or RL/2 if <15% NDs.

Time Series

Constituent: Chromium (mg/L) Analysis Run 8/5/2024 9:49 AM

Plant Hammond Client: Southern Company Data: Hammond AP-1

	HGWC-11	HGWC-12	HGWC-13	HGWC-7	HGWC-8	HGWC-9
1/26/2023	0.0012 (J)	<0.005	<0.005			0.0013 (J)
1/27/2023				0.0014 (J)		
2/1/2023					<0.005	
7/13/2023					<0.005	
7/17/2023			<0.005			
8/10/2023	<0.005	<0.005				
8/11/2023						<0.005
8/12/2023			<0.005	<0.005	<0.005	
2/14/2024				<0.005	<0.005	
2/15/2024	<0.005	<0.005				<0.005
2/16/2024			<0.005			

ND substitution: RL or RL/2 if <15% NDs.

Time Series

Constituent: Chromium (mg/L) Analysis Run 8/5/2024 9:49 AM

Plant Hammond Client: Southern Company Data: Hammond AP-1

	MW-19	MW-20	MW-24D	MW-25D	MW-26D	MW-27D
3/13/2019		<0.005	<0.005		<0.005	<0.005
3/14/2019	<0.005			<0.005		
4/2/2019		<0.005				
4/3/2019	<0.005			<0.005	<0.005	
4/4/2019						<0.005
4/8/2019			<0.005			
9/25/2019		<0.005				
9/26/2019			0.00042 (J)		0.00076 (J)	<0.005
9/27/2019	<0.005			<0.005		
3/2/2020		0.00071 (J)				
3/3/2020				<0.005		
3/4/2020	0.00066 (J)		<0.005		0.0028 (J)	<0.005
3/26/2020	0.00047 (J)			0.00061 (J)		
3/27/2020		0.00051 (J)				
3/30/2020			<0.005			
3/31/2020					0.001 (J)	
4/2/2020						<0.005
9/17/2020		<0.005			<0.005	
9/18/2020				<0.005		0.0007 (J)
9/21/2020	0.0014 (J)		<0.005			
2/11/2021		<0.005				
2/12/2021	0.00059 (J)			<0.005		
2/16/2021			<0.005		0.001 (J)	0.00082 (J)
3/12/2021						<0.005
3/15/2021		0.00068 (J)				
3/16/2021				<0.005		
3/17/2021	0.0022 (J)		0.0017 (J)		0.0015 (J)	
8/17/2021		<0.005			<0.005	<0.005
8/18/2021	<0.005					
8/19/2021			<0.005	<0.005		
2/9/2022	<0.005			<0.005	<0.005	
2/10/2022		<0.005	<0.005			<0.005
8/3/2022			<0.005			<0.005
8/4/2022	<0.005	<0.005		<0.005	<0.005	
1/26/2023	0.0011 (J)	<0.005	<0.005	0.0012 (J)	<0.005	
1/27/2023						<0.005
8/10/2023	<0.005	<0.005		<0.005		
8/11/2023					<0.005	
8/12/2023			<0.005			<0.005
2/14/2024		<0.005				
2/15/2024	<0.005		<0.005	<0.005	<0.005	
2/16/2024						<0.005

ND substitution: RL or RL/2 if <15% NDs.

Time Series

Constituent: Chromium (mg/L) Analysis Run 8/5/2024 9:49 AM

Plant Hammond Client: Southern Company Data: Hammond AP-1

	MW-28D	MW-29	MW-5	MW-6	MW-7
3/12/2019	<0.005	<0.005			
3/13/2019			0.003 (J)	<0.005	<0.005
4/2/2019	<0.005	<0.005			
4/3/2019			0.003 (J)	<0.005	0.0023 (J)
9/24/2019		<0.005			
9/25/2019			0.0052 (J)		
9/26/2019	0.00081 (J)			<0.005	0.0013 (J)
3/2/2020		<0.005	0.0042 (J)		
3/3/2020				0.00044 (J)	0.0015 (J)
3/4/2020	0.0027 (J)				
3/26/2020			0.0044 (J)		
3/27/2020	<0.005			0.00059 (J)	
3/30/2020		0.001 (J)			0.0021 (J)
9/16/2020		<0.005			
9/17/2020			0.0021 (J)		
9/21/2020	0.00085 (J)			<0.005	0.0017 (J)
2/10/2021	0.0014 (J)				
2/15/2021		<0.005			0.0015 (J)
2/16/2021			0.0032 (J)	<0.005	
3/15/2021	0.00078 (J)	<0.005			0.0018 (J)
3/16/2021			0.0024 (J)	<0.005	
8/16/2021		<0.005			
8/17/2021			0.0018 (J)	<0.005	<0.005
8/18/2021	<0.005				
2/8/2022					0.0016 (J)
2/9/2022			0.0031 (J)	<0.005	
2/10/2022	0.0011 (J)	<0.005			
8/3/2022		<0.005	0.0015 (J)	<0.005	
8/4/2022	<0.005				0.002 (J)
1/26/2023	<0.005	<0.005	0.0032 (J)	0.0014 (J)	0.0017 (J)
8/10/2023		<0.005	0.002 (J)	<0.005	0.0015 (J)
8/11/2023	<0.005				
2/14/2024	<0.005	<0.005		<0.005	<0.005
2/15/2024			0.0029 (J)		

ND substitution: RL or RL/2 if <15% NDs.

Time Series

Constituent: Cobalt (mg/L) Analysis Run 8/5/2024 9:49 AM

Plant Hammond Client: Southern Company Data: Hammond AP-1

	HGWA-1 (bg)	HGWA-2 (bg)	HGWA-3 (bg)	HGWA-43D (bg)	HGWA-44D (bg)	HGWC-10
5/19/2016	<0.005	0.0293	<0.005			
5/23/2016						<0.005
7/11/2016	0.0004 (J)	0.0267				
7/12/2016			<0.005			0.0006 (J)
8/30/2016	<0.005	0.028	<0.005			
9/1/2016						0.0007 (J)
10/19/2016	<0.005	0.0201	<0.005			
10/24/2016						0.0009 (J)
12/6/2016	<0.005	0.0184	<0.005			
12/7/2016						0.0012 (J)
1/24/2017	<0.005	0.0206	<0.005			
1/26/2017						<0.005
3/21/2017	<0.005	0.0251	<0.005			
3/22/2017						0.0006 (J)
5/22/2017	<0.005	0.0263	<0.005			
5/24/2017						0.0006 (J)
4/2/2018	<0.005	0.019				
4/3/2018			<0.005			
4/4/2018						<0.005
3/12/2019	<0.005	0.017	<0.005			
3/13/2019						<0.005
4/1/2019			<0.005			
4/2/2019	<0.005	0.019				
4/3/2019						<0.005
9/23/2019	<0.005	0.038	<0.005			
9/27/2019						<0.005
3/2/2020	<0.005	0.019	<0.005			
3/3/2020						<0.005
3/25/2020	<0.005	0.02	<0.005			
4/1/2020						<0.005
9/15/2020	<0.005	0.021	<0.005			
9/16/2020				<0.005	<0.005	<0.005
11/10/2020				<0.005	<0.005	
12/15/2020				<0.005	<0.005	
1/19/2021				<0.005	<0.005	
2/8/2021	<0.005					
2/9/2021		0.02	<0.005	<0.005	<0.005	
2/15/2021						<0.005
3/10/2021	<0.005				<0.005	
3/11/2021		0.013	<0.005	<0.005		
3/12/2021						<0.005
8/11/2021	<0.005			<0.005		
8/12/2021		0.022	<0.005			
8/13/2021					<0.005	
8/17/2021						<0.005
2/1/2022	<0.005	0.025	<0.005	<0.005	<0.005	
2/9/2022						<0.005
8/2/2022	0.00054 (J)	0.024	<0.005	<0.005	<0.005	
8/3/2022						<0.005
1/23/2023			<0.005			
1/24/2023	<0.005	0.024		<0.005	<0.005	
1/27/2023						<0.005

ND substitution: RL or RL/2 if <15% NDs.

Time Series

Constituent: Cobalt (mg/L) Analysis Run 8/5/2024 9:49 AM

Plant Hammond Client: Southern Company Data: Hammond AP-1

	HGWA-1 (bg)	HGWA-2 (bg)	HGWA-3 (bg)	HGWA-43D (bg)	HGWA-44D (bg)	HGWC-10
8/8/2023	0.0008 (J)	0.029	<0.005	<0.005	<0.005	
8/10/2023						<0.005
2/13/2024	<0.005	0.022	<0.005	<0.005	<0.005	
2/15/2024						<0.005

ND substitution: RL or RL/2 if <15% NDs.

Time Series

Constituent: Cobalt (mg/L) Analysis Run 8/5/2024 9:49 AM

Plant Hammond Client: Southern Company Data: Hammond AP-1

	HGWC-11	HGWC-12	HGWC-13	HGWC-7	HGWC-8	HGWC-9
5/20/2016				<0.01	0.00207 (J)	
5/23/2016	<0.005	<0.01	0.00361 (J)			<0.01
7/12/2016	0.0021 (J)	0.0018 (J)	0.0032 (J)	0.0003 (J)	0.0019 (J)	0.0006 (J)
9/1/2016	0.0025 (J)	0.0016 (J)	0.0033 (J)	<0.01	0.0023 (J)	0.0007 (J)
10/20/2016				0.0008 (J)	0.002 (J)	0.002 (J)
10/24/2016	0.0032 (J)	0.0017 (J)	0.004 (J)			
12/6/2016				0.0009 (J)	0.0026 (J)	0.0011 (J)
12/7/2016	0.003 (J)	0.0021 (J)	0.0034 (J)			
1/25/2017				0.0005 (J)	0.002 (J)	
1/26/2017	0.0014 (J)	0.0016 (J)	0.0024 (J)			0.0006 (J)
3/21/2017				0.0005 (J)	0.0023 (J)	
3/22/2017	0.0014 (J)	0.0018 (J)	0.0026 (J)			0.0005 (J)
5/23/2017				0.0005 (J)	0.0023 (J)	0.0006 (J)
5/24/2017	0.0008 (J)	0.0015 (J)	0.0022 (J)			
4/3/2018				<0.01	<0.025	<0.01
4/4/2018	<0.005	<0.01	<0.01			
3/12/2019					0.002 (J)	
3/13/2019	0.00098 (J)		0.0022 (J)	0.00067 (J)		0.00065 (J)
3/14/2019		0.0011 (J)				
4/2/2019				0.00069 (J)		
4/3/2019	0.0018 (J)	0.0011 (J)			0.0019 (J)	0.00069 (J)
4/5/2019			0.0017 (J)			
9/24/2019					0.0015 (J)	
9/25/2019				0.0026 (J)		
9/26/2019			0.0042 (J)			
9/27/2019	0.00071 (J)	0.0012 (J)				0.00057 (J)
3/3/2020	0.00087 (J)	0.0013 (J)			0.002 (J)	
3/4/2020			0.0066	0.0011 (J)		0.00053 (J)
3/26/2020		0.0012 (J)				
3/27/2020				0.00074 (J)	0.0018 (J)	
3/30/2020			0.0053			
3/31/2020	0.0014 (J)					0.00051 (J)
9/16/2020				0.00065 (J)	0.0019 (J)	
9/17/2020						0.0007 (J)
9/18/2020	<0.005	0.0014 (J)				
9/21/2020			0.0032 (J)			
2/10/2021				0.00081 (J)		
2/12/2021	<0.005	0.0012 (J)				
2/16/2021					0.002 (J)	0.00061 (J)
2/22/2021			0.003 (J)			
3/15/2021				0.0014 (J)	0.0019 (J)	
3/16/2021	<0.005	0.0012 (J)				0.00069 (J)
3/17/2021			0.0029 (J)			
8/16/2021				0.0012 (J)		
8/17/2021						0.00045 (J)
8/18/2021	<0.005	0.0012 (J)			0.002 (J)	
8/19/2021			0.0024 (J)			
2/9/2022	<0.005	0.0013 (J)				0.00051 (J)
2/10/2022			0.0026 (J)	0.0011 (J)	0.0021 (J)	
8/3/2022	<0.005	0.0012 (J)	0.0041 (J)	0.0015 (J)	0.0024 (J)	
8/4/2022						0.00046 (J)
8/11/2022				0.0018 (J)		

ND substitution: RL or RL/2 if <15% NDs.

Time Series

Constituent: Cobalt (mg/L) Analysis Run 8/5/2024 9:49 AM

Plant Hammond Client: Southern Company Data: Hammond AP-1

	HGWC-11	HGWC-12	HGWC-13	HGWC-7	HGWC-8	HGWC-9
1/26/2023	<0.005	0.0012 (J)	0.012			0.00068 (J)
1/27/2023				0.00067 (J)		
2/1/2023					<0.025	
7/13/2023					0.0015 (J)	
7/17/2023			0.018			
8/10/2023	<0.005	0.0012 (J)				
8/11/2023						0.00057 (J)
8/12/2023			0.018	0.00061 (J)	0.0016 (J)	
2/14/2024				0.00084 (J)	0.0016 (J)	
2/15/2024	<0.005	0.0013 (J)				0.001 (J)
2/16/2024			0.023			

ND substitution: RL or RL/2 if <15% NDs.

Time Series

Constituent: Cobalt (mg/L) Analysis Run 8/5/2024 9:49 AM

Plant Hammond Client: Southern Company Data: Hammond AP-1

	MW-19	MW-20	MW-24D	MW-25D	MW-26D	MW-27D
3/13/2019		0.0011 (J)	<0.005		<0.005	<0.005
3/14/2019	0.025			<0.005		
4/2/2019		<0.005				
4/3/2019	0.036			<0.005	<0.005	
4/4/2019						9.1E-05 (J)
4/8/2019			0.00025 (J)			
9/25/2019		<0.005				
9/26/2019			0.0011 (J)		0.00053 (J)	<0.005
9/27/2019	0.033			<0.005		
3/2/2020		<0.005				
3/3/2020				<0.005		
3/4/2020	0.048		0.00056 (J)		<0.005	0.00045 (J)
3/26/2020	0.045			<0.005		
3/27/2020		<0.005				
3/30/2020			<0.005			
3/31/2020					0.0003 (J)	
4/2/2020						<0.005
9/17/2020		<0.005			<0.005	
9/18/2020				<0.005		<0.005
9/21/2020	0.032		<0.005			
2/11/2021		<0.005				
2/12/2021	0.037			<0.005		
2/16/2021			<0.005		0.00045 (J)	0.0004 (J)
3/12/2021						<0.005
3/15/2021		<0.005				
3/16/2021				<0.005		
3/17/2021	0.037		<0.005		0.00044 (J)	
8/17/2021		<0.005			0.00045 (J)	<0.005
8/18/2021	0.039					
8/19/2021			<0.005	<0.005		
2/9/2022	0.03			<0.005	0.00059 (J)	
2/10/2022		<0.005	<0.005			<0.005
8/3/2022			<0.005			<0.005
8/4/2022	0.043	<0.005		<0.005	0.00048 (J)	
1/26/2023	0.022	<0.005	<0.005	<0.005	0.00051 (J)	
1/27/2023						<0.005
8/10/2023	0.027	<0.005		<0.005		
8/11/2023					<0.005	
8/12/2023			<0.005			<0.005
2/14/2024		<0.005				
2/15/2024	0.011		<0.005	<0.005	0.00054 (J)	
2/16/2024						<0.005

ND substitution: RL or RL/2 if <15% NDs.

Time Series

Constituent: Cobalt (mg/L) Analysis Run 8/5/2024 9:49 AM

Plant Hammond Client: Southern Company Data: Hammond AP-1

	MW-28D	MW-29	MW-5	MW-6	MW-7
3/12/2019	<0.005	0.00057 (J)			
3/13/2019			<0.005	0.00055 (J)	<0.005
4/2/2019	<0.005	0.00084 (J)			
4/3/2019			<0.005	<0.005	<0.005
9/24/2019		0.0015 (J)			
9/25/2019			<0.005		
9/26/2019	<0.005			0.00036 (J)	<0.005
3/2/2020		0.00067 (J)	<0.005		
3/3/2020				0.00094 (J)	<0.005
3/4/2020	0.00093 (J)				
3/26/2020			<0.005		
3/27/2020	<0.005			0.00059 (J)	
3/30/2020		0.00063 (J)			<0.005
9/16/2020		0.0013 (J)			
9/17/2020			<0.005		
9/21/2020	<0.005			0.00041 (J)	<0.005
2/10/2021	<0.005				
2/15/2021		0.00097 (J)			<0.005
2/16/2021			<0.005	0.00045 (J)	
3/15/2021	<0.005	0.0011 (J)			<0.005
3/16/2021			<0.005	0.00042 (J)	
8/16/2021		0.0014 (J)			
8/17/2021			<0.005	<0.005	<0.005
8/18/2021	<0.005				
2/8/2022					<0.005
2/9/2022			<0.005	0.00059 (J)	
2/10/2022	<0.005	0.00089 (J)			
8/3/2022		0.0012 (J)	<0.005	0.00041 (J)	
8/4/2022	<0.005				<0.005
1/26/2023	<0.005	0.00056 (J)	<0.005	0.00044 (J)	<0.005
8/10/2023		<0.005	<0.005	0.00041 (J)	<0.005
8/11/2023	<0.005				
2/14/2024	<0.005	0.00052 (J)		0.00035 (J)	<0.005
2/15/2024			<0.005		

ND substitution: RL or RL/2 if <15% NDs.

Time Series

Constituent: Combined Radium 226 + 228 (pCi/L) Analysis Run 8/5/2024 9:49 AM

Plant Hammond Client: Southern Company Data: Hammond AP-1

	HGWA-1 (bg)	HGWA-2 (bg)	HGWA-3 (bg)	HGWA-43D (bg)	HGWA-44D (bg)	HGWC-10
5/19/2016	0.397 (U)	0.627 (U)	0.342 (U)			
5/23/2016						0.419 (U)
7/11/2016	0.738 (U)	1.38				
7/12/2016			0.499 (U)			0.855
8/30/2016	0.581 (U)	1.05 (U)	0.976 (U)			
9/1/2016						0.844 (U)
10/19/2016	0.213 (U)	1.11 (U)	0.626 (U)			
10/24/2016						0.917 (U)
12/6/2016	0.444 (U)	0.741 (U)	0.805 (U)			
12/7/2016						0.558 (U)
1/24/2017	0.373 (U)	0.908 (U)	0.336 (U)			
1/26/2017						0.922 (U)
3/21/2017	0.816 (U)	0.567 (U)	0.358 (U)			
3/22/2017						0.751 (U)
5/22/2017	0.554 (U)	0.638 (U)	0.744 (U)			
5/24/2017						0.725 (U)
4/2/2018	0.405 (U)	0.761 (U)				
4/3/2018			0.684 (U)			
4/4/2018						0.715 (U)
6/4/2018	1.13 (U)	0.975 (U)	0.0291 (U)			
6/5/2018						0.718 (U)
10/1/2018	0.132 (U)	0.434 (U)	0.781 (U)			
10/2/2018						0.948
3/12/2019	0.327 (U)	0.454 (U)	1.01 (U)			
3/13/2019						1.19 (U)
4/1/2019			0.76 (U)			
4/2/2019	0.739 (U)	0.651 (U)				
4/3/2019						1.82 (U)
9/27/2019						1.16 (U)
9/30/2019	0.306 (U)	1.04 (U)	0.384 (U)			
3/2/2020	0.61 (U)	1.58	0.249 (U)			
3/3/2020						0.667 (U)
3/25/2020	4.36	0.621 (U)	0.833 (U)			
4/1/2020						0.235 (U)
9/15/2020	0.748 (U)	0.124 (U)	0.161 (U)			
9/16/2020				0.531 (U)	0.422 (U)	0 (U)
11/10/2020				0.788 (U)	0.293 (U)	
12/15/2020				1.04 (U)	0.7 (U)	
1/19/2021				0.685 (U)	0.79 (U)	
2/8/2021	0.223 (U)					
2/9/2021		0.721 (U)	0.447 (U)	0.138 (U)	0.486 (U)	
2/15/2021						1.91
3/10/2021	0 (U)				0.811 (U)	
3/11/2021		0.737 (U)	0.128 (U)	1.51 (U)		
3/12/2021						1.12 (U)
8/11/2021	0.115 (U)			0.394 (U)		
8/12/2021		0.746 (U)	0.389 (U)			
8/13/2021					1.2	
8/17/2021						0.595 (U)
2/1/2022	0.143 (U)	0.588 (U)	0.266 (U)	1.12	0.665 (U)	
2/9/2022						0.49 (U)
8/2/2022	0.203 (U)	0.861 (U)	0.4 (U)	0.662 (U)	0.952 (U)	

Time Series

Constituent: Combined Radium 226 + 228 (pCi/L) Analysis Run 8/5/2024 9:49 AM

Plant Hammond Client: Southern Company Data: Hammond AP-1

	HGWA-1 (bg)	HGWA-2 (bg)	HGWA-3 (bg)	HGWA-43D (bg)	HGWA-44D (bg)	HGWC-10
8/3/2022						0.454 (U)
1/23/2023			0.311 (U)			
1/24/2023	0.549 (U)	0.829 (U)		1.25	0.421 (U)	
1/27/2023						1.2
8/8/2023	0.195 (U)	0.175 (U)	0.411 (U)	0.503 (U)	0.163 (U)	
8/10/2023						0.831 (U)
2/13/2024	0.194 (U)	0.325 (U)	0.213 (U)	0.86 (U)	0.909	
2/15/2024						0.31 (U)

Time Series

Constituent: Combined Radium 226 + 228 (pCi/L) Analysis Run 8/5/2024 9:49 AM

Plant Hammond Client: Southern Company Data: Hammond AP-1

	HGWC-11	HGWC-12	HGWC-13	HGWC-7	HGWC-8	HGWC-9
5/20/2016				0.62 (U)	0.56 (U)	
5/23/2016	0.509 (U)	1.12	0.625 (U)			0.826 (U)
7/12/2016	0.784 (U)	1.61	0.478 (U)	0.283 (U)	0.636 (U)	0.511 (U)
9/1/2016	0.261 (U)	1.23	0.595 (U)	0.703 (U)	0.818 (U)	0.762 (U)
10/20/2016				1.97	1.04 (U)	1.17
10/24/2016	1.42	1.98	1.54			
12/6/2016				2	0.771 (U)	0.126 (U)
12/7/2016	0.781 (U)	0.319 (U)	0.657 (U)			
1/25/2017				1.06 (U)	0.859 (U)	
1/26/2017	0.842 (U)	0.54 (U)	1.22			0.515 (U)
3/21/2017				0.668 (U)	0.851 (U)	
3/22/2017	0.318 (U)	0.635 (U)	0.285 (U)			0.451 (U)
5/23/2017				0.621 (U)	0.705 (U)	0.924 (U)
5/24/2017	0.687 (U)	1.01	0.655 (U)			
4/3/2018				0.538 (U)	0.311 (U)	0.732 (U)
4/4/2018	1.5	0.956	0.882 (U)			
6/5/2018	0.549 (U)		1.1 (U)	0.985 (U)		
6/6/2018		0.424 (U)			0.896 (U)	0.813 (U)
10/2/2018				0.837 (U)	1.21	0.61 (U)
10/3/2018	1.48	0.57 (U)				
10/5/2018			0.558 (U)			
3/12/2019					0.544 (U)	
3/13/2019	0.584 (U)		0.39 (U)	0.403 (U)		1 (U)
3/14/2019		0.992 (U)				
4/2/2019				0.865 (U)		
4/3/2019	0.36 (U)	0.734 (U)			0.885 (U)	0.156 (U)
4/5/2019			0.422 (U)			
9/24/2019					1.3	
9/25/2019				0.884 (U)		
9/26/2019			0.939 (U)			
9/27/2019	1.78	0.958 (U)				0.428 (U)
3/3/2020	0.716 (U)	0.971 (U)			0.835 (U)	
3/4/2020			0.708 (U)	0.624 (U)		1.03
3/26/2020		0.209 (U)				
3/27/2020				0.485 (U)	1.04 (U)	
3/30/2020			0.602 (U)			
3/31/2020	1.3 (U)					1.2 (U)
9/16/2020				0.135 (U)	0.526 (U)	
9/17/2020						1.38 (U)
9/18/2020	1.24 (U)	0.916 (U)				
9/21/2020			1.53			
2/10/2021				0.281 (U)		
2/12/2021	1.1	0.236 (U)				
2/16/2021					0.764 (U)	1.17 (U)
2/22/2021			1.02			
3/15/2021				0.666 (U)	1.3 (U)	
3/16/2021	1.71	0.245 (U)				0.446 (U)
3/17/2021			1.45 (U)			
8/16/2021				0.143 (U)		
8/17/2021						0.771 (U)
8/18/2021	0.919 (U)	0.919 (U)			1.02 (U)	
8/19/2021			0.764 (U)			

Time Series

Constituent: Combined Radium 226 + 228 (pCi/L) Analysis Run 8/5/2024 9:49 AM

Plant Hammond Client: Southern Company Data: Hammond AP-1

	HGWC-11	HGWC-12	HGWC-13	HGWC-7	HGWC-8	HGWC-9
2/9/2022	0.444 (U)	0.564 (U)				0.198 (U)
2/10/2022			0.442 (U)	0.175 (U)	0.945 (U)	
8/3/2022	0.823 (U)	0.418 (U)	0.54 (U)	0.42 (U)	0.455 (U)	
8/4/2022						0.597 (U)
8/11/2022				0.461 (U)		
1/26/2023	0.441 (U)	0.877	0.719			0.516 (U)
1/27/2023				0.45 (U)		
2/1/2023					0.241 (U)	
8/10/2023	0.273 (U)	0.453 (U)				
8/11/2023						0.867 (U)
8/12/2023			0.58 (U)	0.729 (U)	0.767 (U)	
2/14/2024				0.401 (U)	0.529 (U)	
2/15/2024	0.819 (U)	0.364 (U)				0.461 (U)
2/16/2024			0.338 (U)			

Time Series

Constituent: Combined Radium 226 + 228 (pCi/L) Analysis Run 8/5/2024 9:49 AM

Plant Hammond Client: Southern Company Data: Hammond AP-1

	MW-19	MW-20	MW-24D	MW-25D	MW-26D	MW-27D
3/13/2019		0.538 (U)	0.311 (U)		0.627 (U)	1.81
3/14/2019	0.347 (U)			1.28 (U)		
4/2/2019		1.02 (U)				
4/3/2019	0.884 (U)			0.662 (U)	0.205 (U)	
4/4/2019						1.33
4/8/2019			0.573 (U)			
9/25/2019		1.35 (U)				
9/26/2019			0.878 (U)		0.912 (U)	0.974 (U)
9/27/2019	0.534 (U)			0.945 (U)		
3/2/2020		0.653 (U)				
3/3/2020				1.36		
3/4/2020	1.04		0.333 (U)		1.27 (U)	1.12
3/26/2020	1.1 (U)			0.793 (U)		
3/27/2020		0.1 (U)				
3/30/2020			0.107 (U)			
3/31/2020					1.65	
4/2/2020						2.48
9/17/2020		0.469 (U)			0.42 (U)	
9/18/2020				1.17 (U)		1.13 (U)
9/21/2020	1.36 (U)		1.23 (U)			
2/11/2021		0.334 (U)				
2/12/2021	0.764 (U)			1.17		
2/16/2021			0.156 (U)		0.505 (U)	1.21
3/12/2021						0.649 (U)
3/15/2021		1.24 (U)				
3/16/2021				0.742 (U)		
3/17/2021	0.466 (U)		0.174 (U)		0.165 (U)	
8/17/2021		0.709 (U)			0.0468 (U)	1.06 (U)
8/18/2021	0.642 (U)					
8/19/2021			0.227 (U)	0.935 (U)		
2/9/2022	0.245 (U)			0.754 (U)	0.0677 (U)	
2/10/2022		0.32 (U)	0.178 (U)			0.809 (U)
8/3/2022			0.263 (U)			0.685 (U)
8/4/2022	0.509 (U)	1.05 (U)		1.65	0.0273 (U)	
1/26/2023	0.333 (U)	0.561 (U)	0.0906 (U)	1.1	0.386 (U)	
1/27/2023						1.1
8/10/2023	0.437 (U)	0.469 (U)		0.972		
8/11/2023					0.55 (U)	
8/12/2023			0.481 (U)			0.645 (U)
2/14/2024		0.341 (U)				
2/15/2024	0.459 (U)		0.5 (U)	0.938	0.418 (U)	
2/16/2024						1.31

Time Series

Constituent: Combined Radium 226 + 228 (pCi/L) Analysis Run 8/5/2024 9:49 AM

Plant Hammond Client: Southern Company Data: Hammond AP-1

	MW-28D	MW-29	MW-5	MW-6	MW-7
3/12/2019	0.926 (U)	1.37			
3/13/2019			0.621 (U)	2.07	1.23
4/2/2019	0.479 (U)	0.62 (U)			
4/3/2019			0.932 (U)	0.872 (U)	1.05 (U)
9/24/2019		0.675 (U)			
9/25/2019			0.798 (U)		
9/26/2019	0.997 (U)			0.745 (U)	0.947 (U)
3/2/2020		0.413 (U)	0.964 (U)		
3/3/2020				0.757 (U)	1.15
3/4/2020	1.31				
3/26/2020			1.1		
3/27/2020	1.59			0.758 (U)	
3/30/2020		0.885 (U)			0.83 (U)
9/16/2020		0.193 (U)			
9/17/2020			0.618 (U)		
9/21/2020	1.39 (U)			0.796 (U)	1.55 (U)
2/10/2021	0.201 (U)				
2/15/2021		1.17 (U)			0.892 (U)
2/16/2021			0.466 (U)	0.198 (U)	
3/15/2021	0.564 (U)	0.436 (U)			0.386 (U)
3/16/2021			1.22	0.727 (U)	
8/16/2021		0.208 (U)			
8/17/2021			0.304 (U)	0.557 (U)	0.183 (U)
8/18/2021	0.876 (U)				
2/8/2022					0.417 (U)
2/9/2022			0.567 (U)	0.619 (U)	
2/10/2022	1.96 (U)	0.594 (U)			
8/3/2022		0.581 (U)	0.63 (U)	0.543 (U)	
8/4/2022	0.84 (U)				1.18 (U)
1/26/2023	0.821	0.793 (U)	0.909	0.493 (U)	0.318 (U)
8/10/2023		0.244 (U)	0.599 (U)	0.839 (U)	0.239 (U)
8/11/2023	2.66				
2/14/2024	0.79 (U)	0.0655 (U)		0.441 (U)	0.089 (U)
2/15/2024			0.463 (U)		

Time Series

Constituent: Fluoride (mg/L) Analysis Run 8/5/2024 9:49 AM

Plant Hammond Client: Southern Company Data: Hammond AP-1

	HGWA-1 (bg)	HGWA-2 (bg)	HGWA-3 (bg)	HGWA-43D (bg)	HGWA-44D (bg)	HGWC-10
5/19/2016	0.105 (J)	0.0303 (J)	0.0513 (J)			
5/23/2016						0.0394 (J)
7/11/2016	0.16 (J)	0.05 (J)				
7/12/2016			0.12 (J)			0.15 (J)
8/30/2016	0.09 (J)	0.06 (J)	0.09 (J)			
9/1/2016						0.5
10/19/2016	0.1 (J)	0.04 (J)	0.1 (J)			
10/24/2016						0.06 (J)
12/6/2016	0.11 (J)	0.36	0.21 (J)			
12/7/2016						0.44
1/24/2017	0.09 (J)	<0.1	0.06 (J)			
1/26/2017						0.29 (J)
3/21/2017	0.13 (J)	<0.1	0.005 (J)			
3/22/2017						0.34
5/22/2017	0.12 (J)	<0.1	0.05 (J)			
5/24/2017						0.13 (J)
10/3/2017	0.13 (J)	<0.1	0.13 (J)			0.46
4/2/2018	<0.3	<0.1				
4/3/2018			<0.1			
4/4/2018						<0.1
6/4/2018	0.074 (J)	<0.1	<0.1			
6/5/2018						<0.1
10/1/2018	<0.3	<0.1	<0.1			
10/2/2018						0.17 (J)
3/12/2019	0.29 (J)	0.038 (J)	0.072 (J)			
3/13/2019						0.17 (J)
4/1/2019			0.029 (J)			
4/2/2019	0.1 (J)	0.071 (J)				
4/3/2019						0.082 (J)
9/23/2019	0.078 (J)	<0.1	<0.1			
9/27/2019						0.17 (J)
3/2/2020	0.076 (J)	<0.1	<0.1			
3/3/2020						0.11 (J)
3/25/2020	0.098 (J)	<0.1	<0.1			
4/1/2020						0.12 (J)
6/16/2020	0.071 (J)		<0.1			
9/15/2020	0.082 (J)	<0.1	<0.1			
9/16/2020				0.22	0.52	<0.1
11/10/2020				0.19	0.59	
12/15/2020				0.21	0.67	
1/19/2021				0.16	0.74	
2/8/2021	0.078 (J)					
2/9/2021		<0.1	0.074 (J)	0.19	0.44	
2/15/2021						0.08 (J)
3/10/2021	0.079 (J)				0.65	
3/11/2021		0.1	<0.1	0.2		
3/12/2021						0.054 (J)
8/11/2021	0.058 (J)			0.15		
8/12/2021		<0.1	<0.1			
8/13/2021					0.87	
8/17/2021						<0.1
2/1/2022	0.064 (J)	<0.1	<0.1	0.19	0.96	

ND substitution: RL or RL/2 if <15% NDs.

Time Series

Constituent: Fluoride (mg/L) Analysis Run 8/5/2024 9:49 AM

Plant Hammond Client: Southern Company Data: Hammond AP-1

	HGWA-1 (bg)	HGWA-2 (bg)	HGWA-3 (bg)	HGWA-43D (bg)	HGWA-44D (bg)	HGWC-10
2/9/2022						0.12
8/2/2022	0.09 (J)	0.053 (J)	0.067 (J)	0.22	0.8	
8/3/2022						0.13
1/23/2023			0.061 (J)			
1/24/2023	0.089 (J)	0.053 (J)		0.23	1.3	
1/27/2023						0.16
8/8/2023	0.088 (J)	0.07 (J)	0.055 (J)	0.18	1.3	
8/10/2023						0.05 (J)
2/13/2024	0.071 (J)	0.17	<0.1	0.2	1.5	
2/15/2024						0.12

ND substitution: RL or RL/2 if <15% NDs.

Time Series

Constituent: Fluoride (mg/L) Analysis Run 8/5/2024 9:49 AM

Plant Hammond Client: Southern Company Data: Hammond AP-1

	HGWC-11	HGWC-12	HGWC-13	HGWC-7	HGWC-8	HGWC-9
5/20/2016				0.0828 (J)	0.499	
5/23/2016	0.203 (J)	0.212 (J)	0.2587 (J)			<0.3
7/12/2016	0.44	0.31	0.53	0.2 (J)	0.67	0.24 (J)
9/1/2016	0.67	0.62	0.74	0.51	0.94	0.46
10/20/2016				0.4	0.56	0.56
10/24/2016	0.26 (J)	0.19 (J)	0.31			
12/6/2016				0.26 (J)	0.76	0.31
12/7/2016	0.55	0.73	1			
1/25/2017				0.24 (J)	1.1	
1/26/2017	0.27 (J)	0.12 (J)	0.68			0.004 (J)
3/21/2017				0.13 (J)	0.46	
3/22/2017	0.66	0.44	0.76			0.28 (J)
5/23/2017				0.11 (J)	0.65	0.29 (J)
5/24/2017	0.35	0.34	0.54			
10/3/2017	0.56	0.58	0.83	0.17 (J)	0.66	0.53
4/3/2018				<0.3	0.39	<0.3
4/4/2018	0.39	<0.3	0.65			
6/5/2018	0.24 (J)		0.47	0.099 (J)		
6/6/2018		0.21 (J)			0.46	0.12 (J)
10/2/2018				<0.3	0.51	0.031 (J)
10/3/2018	0.31	0.15 (J)				
10/5/2018			0.77			
3/12/2019					0.58	
3/13/2019	0.51		0.78	0.12 (J)		0.14 (J)
3/14/2019		1.1				
4/2/2019				0.097 (J)		
4/3/2019	0.43	0.3 (J)			0.63	0.14 (J)
4/5/2019			0.83			
9/24/2019					0.49	
9/25/2019				0.1 (J)		
9/26/2019			0.64			
9/27/2019	0.42	0.26 (J)				0.26 (J)
3/3/2020	0.24 (J)	0.21 (J)			0.45	
3/4/2020			0.37	0.077 (J)		0.08 (J)
3/26/2020		0.17 (J)				
3/27/2020				0.059 (J)	0.46	
3/30/2020			0.44			
3/31/2020	0.19 (J)					0.074 (J)
6/16/2020					0.45	
6/17/2020				0.077 (J)		
9/16/2020				0.081 (J)	0.53	
9/17/2020						0.1
9/18/2020	0.15	0.15				
9/21/2020			0.44			
2/10/2021				0.085 (J)		
2/12/2021	0.17	0.19				
2/16/2021					0.47	0.096 (J)
2/22/2021			0.55			
3/15/2021				0.086 (J)	0.51	
3/16/2021	0.21	0.2				0.098 (J)
3/17/2021			0.65			
8/16/2021				0.084 (J)		

ND substitution: RL or RL/2 if <15% NDs.

Time Series

Constituent: Fluoride (mg/L) Analysis Run 8/5/2024 9:49 AM

Plant Hammond Client: Southern Company Data: Hammond AP-1

	HGWC-11	HGWC-12	HGWC-13	HGWC-7	HGWC-8	HGWC-9
8/17/2021						0.095 (J)
8/18/2021	0.21	0.15			0.41	
8/19/2021			0.53			
2/9/2022	0.2	0.2				0.1
2/10/2022			0.53	0.083 (J)	0.42	
8/3/2022	0.22	0.21	0.55	0.11	0.44	
8/4/2022						0.13
8/11/2022				0.11		
1/26/2023	0.2	0.21	0.4			0.11
1/27/2023				0.1		
2/1/2023					0.4	
7/13/2023					0.49	
7/17/2023			0.32			
8/10/2023	0.15	0.17				
8/11/2023						0.12
8/12/2023			0.32	0.071 (J)	0.59	
2/14/2024				0.081 (J)	0.3	
2/15/2024	0.21	0.19				0.087 (J)
2/16/2024			0.33			

Time Series

Constituent: Fluoride (mg/L) Analysis Run 8/5/2024 9:49 AM

Plant Hammond Client: Southern Company Data: Hammond AP-1

	MW-19	MW-20	MW-24D	MW-25D	MW-26D	MW-27D
3/13/2019		0.072 (J)	0.074 (J)		0.052 (J)	0.28 (J)
3/14/2019	0.35			2.2		
4/2/2019		<0.1				
4/3/2019	0.19 (J)			1.6	0.044 (J)	
4/4/2019						0.26 (J)
4/8/2019			0.048 (J)			
9/25/2019		<0.1				
9/26/2019			0.18 (J)		0.19 (J)	0.42
9/27/2019	0.53			1.5		
3/2/2020		<0.1				
3/3/2020				1.4		
3/4/2020	0.096 (J)		0.051 (J)		0.052 (J)	0.25 (J)
3/26/2020	0.12 (J)			1.6		
3/27/2020		<0.1				
3/30/2020			0.064 (J)			
3/31/2020					<0.3	
4/2/2020						0.24 (J)
9/17/2020		<0.1			0.069 (J)	
9/18/2020				1.6		0.22
9/21/2020	0.17		<0.1			
2/11/2021		<0.1				
2/12/2021	0.16			1.6		
2/16/2021			<0.1		0.071 (J)	0.25
3/12/2021						0.24
3/15/2021		<0.1				
3/16/2021				1.7		
3/17/2021	0.18		<0.1		0.072 (J)	
8/17/2021		<0.1			0.075 (J)	0.24
8/18/2021	0.12					
8/19/2021			<0.1	1.5		
2/9/2022	0.076 (J)			1.7	0.092 (J)	
2/10/2022		<0.1	0.051 (J)			0.25
8/3/2022			0.075 (J)			0.27
8/4/2022	0.18	0.074 (J)		1.5	0.12	
1/26/2023	0.098 (J)	0.081 (J)	0.083 (J)	1.6	0.11	
1/27/2023						0.3
8/10/2023	0.14	<0.1		1.5		
8/11/2023					0.083 (J)	
8/12/2023			0.08 (J)			0.26
2/14/2024		0.06 (J)				
2/15/2024	0.06 (J)		0.12	1.4	0.097 (J)	
2/16/2024						0.2

ND substitution: RL or RL/2 if <15% NDs.

Time Series

Constituent: Fluoride (mg/L) Analysis Run 8/5/2024 9:49 AM

Plant Hammond Client: Southern Company Data: Hammond AP-1

	MW-28D	MW-29	MW-5	MW-6	MW-7
3/12/2019	0.24 (J)	0.07 (J)			
3/13/2019			0.1 (J)	0.19 (J)	0.069 (J)
4/2/2019	0.18 (J)	0.045 (J)			
4/3/2019			0.049 (J)	0.15 (J)	<0.1
9/24/2019		0.18 (J)			
9/25/2019			0.076 (J)		
9/26/2019	0.22 (J)			0.19 (J)	0.17 (J)
3/2/2020		<0.1	0.065 (J)		
3/3/2020				0.062 (J)	<0.1
3/4/2020	0.26 (J)				
3/26/2020			0.082 (J)		
3/27/2020	0.26 (J)			<0.1	
3/30/2020		<0.1			<0.1
9/16/2020		<0.1			
9/17/2020			0.094 (J)		
9/21/2020	0.1			<0.1	<0.1
2/10/2021	0.16				
2/15/2021		<0.1			<0.1
2/16/2021			0.051 (J)	0.059 (J)	
3/15/2021	0.24	<0.1			<0.1
3/16/2021			<0.1	0.06 (J)	
8/16/2021		<0.1			
8/17/2021			<0.1	0.055 (J)	<0.1
8/18/2021	0.14				
2/8/2022					<0.1
2/9/2022			0.056 (J)	0.059 (J)	
2/10/2022	0.22	<0.1			
8/3/2022		0.069 (J)	0.094 (J)	0.085 (J)	
8/4/2022	0.19				0.078 (J)
1/26/2023	0.22	0.068 (J)	0.087 (J)	0.088 (J)	0.06 (J)
8/10/2023		<0.1	0.066 (J)	0.053 (J)	<0.1
8/11/2023	0.26				
2/14/2024	0.16	0.058 (J)		0.076 (J)	0.053 (J)
2/15/2024			0.086 (J)		

ND substitution: RL or RL/2 if <15% NDs.

Time Series

Constituent: Lead (mg/L) Analysis Run 8/5/2024 9:49 AM

Plant Hammond Client: Southern Company Data: Hammond AP-1

	HGWA-1 (bg)	HGWA-2 (bg)	HGWA-3 (bg)	HGWA-43D (bg)	HGWA-44D (bg)	HGWC-10
5/19/2016	<0.001	<0.001	<0.001			
5/23/2016						<0.001
7/11/2016	<0.001	<0.001				
7/12/2016			0.0001 (J)			<0.001
8/30/2016	<0.001	<0.001	<0.001			
9/1/2016						<0.001
10/19/2016	<0.001	<0.001	<0.001			
10/24/2016						<0.001
12/6/2016	<0.001	<0.001	<0.001			
12/7/2016						<0.001
1/24/2017	<0.001	<0.001	<0.001			
1/26/2017						<0.001
3/21/2017	<0.001	6E-05 (J)	0.0001 (J)			
3/22/2017						<0.001
5/22/2017	<0.001	9E-05 (J)	<0.001			
5/24/2017						<0.001
4/2/2018	<0.001	<0.001				
4/3/2018			<0.001			
4/4/2018						<0.001
3/12/2019	<0.001	<0.001	<0.001			
3/13/2019						<0.001
9/23/2019	7.8E-05 (J)	9.2E-05 (J)	<0.001			
3/2/2020	4.8E-05 (J)	9.5E-05 (J)	<0.001			
3/3/2020						<0.001
3/25/2020	<0.001	0.00011 (J)	<0.001			
4/1/2020						5E-05 (J)
9/15/2020	<0.001	8E-05 (J)	4.2E-05 (J)			
9/16/2020				5E-05 (J)	0.00021 (J)	<0.001
11/10/2020				6.9E-05 (J)	0.0002 (J)	
12/15/2020				8.2E-05 (J)	0.00011 (J)	
1/19/2021				4.4E-05 (J)	0.00019 (J)	
2/8/2021	5.8E-05 (J)					
2/9/2021		9.4E-05 (J)	<0.001	0.00029 (J)	0.0001 (J)	
2/15/2021						<0.001
3/10/2021	<0.001				<0.001	
3/11/2021		7.6E-05 (J)	<0.001	9.4E-05 (J)		
3/12/2021						<0.001
8/11/2021	<0.001			<0.001		
8/12/2021		<0.001	<0.001			
8/13/2021					<0.001	
8/17/2021						<0.001
2/1/2022	<0.001	<0.001	<0.001	<0.001	<0.001	
2/9/2022						<0.001
8/2/2022	<0.001	<0.001	<0.001	<0.001	<0.001	
8/3/2022						<0.001
1/23/2023			<0.001			
1/24/2023	<0.001	<0.001		<0.001	<0.001	
1/27/2023						<0.001
8/8/2023	<0.001	<0.001	<0.001	<0.001	<0.001	
8/10/2023						<0.001
2/13/2024	<0.001	0.00018 (J)	<0.001	<0.001	<0.001	
2/15/2024						<0.001

ND substitution: RL or RL/2 if <15% NDs.

Time Series

Constituent: Lead (mg/L) Analysis Run 8/5/2024 9:49 AM

Plant Hammond Client: Southern Company Data: Hammond AP-1

	HGWC-11	HGWC-12	HGWC-13	HGWC-7	HGWC-8	HGWC-9
5/20/2016				<0.001	<0.001	
5/23/2016	<0.001	<0.001	<0.001			<0.001
7/12/2016	<0.001	<0.001	<0.001	<0.001	<0.001	<0.001
9/1/2016	<0.001	<0.001	<0.001	<0.001	<0.001	<0.001
10/20/2016				<0.001	<0.001	<0.001
10/24/2016	<0.001	<0.001	<0.001			
12/6/2016				0.0001 (J)	<0.001	0.0002 (J)
12/7/2016	<0.001	<0.001	<0.001			
1/25/2017				0.0001 (J)	<0.001	
1/26/2017	<0.001	<0.001	<0.001			0.0001 (J)
3/21/2017				9E-05 (J)	<0.001	
3/22/2017	0.0003 (J)	<0.001	7E-05 (J)			<0.001
5/23/2017				8E-05 (J)	<0.001	0.0001 (J)
5/24/2017	9E-05 (J)	<0.001	<0.001			
4/3/2018				<0.001	<0.001	<0.001
4/4/2018	<0.001	<0.001	<0.001			
3/12/2019					<0.001	
3/13/2019	<0.001		<0.001	<0.001		<0.001
3/14/2019		<0.001				
3/3/2020	0.00021 (J)	5.6E-05 (J)			0.00013 (J)	
3/4/2020			0.00014 (J)	0.00051 (J)		8.4E-05 (J)
3/26/2020		0.00043 (J)				
3/27/2020				5.4E-05 (J)	<0.001	
3/30/2020			0.0001 (J)			
3/31/2020	0.0003 (J)					0.00014 (J)
9/16/2020				0.0002 (J)	0.0002 (J)	
9/17/2020						0.00022 (J)
9/18/2020	6E-05 (J)	9.6E-05 (J)				
9/21/2020			0.00015 (J)			
2/10/2021				0.00056 (J)		
2/12/2021	<0.001	6.7E-05 (J)				
2/16/2021					8.6E-05 (J)	0.0002 (J)
2/22/2021			0.00018 (J)			
3/15/2021				0.0013	0.00011 (J)	
3/16/2021	9.9E-05 (J)	8.9E-05 (J)				0.00027 (J)
3/17/2021			0.00015 (J)			
8/16/2021				<0.001		
8/17/2021						<0.001
8/18/2021	<0.001	<0.001			<0.001	
8/19/2021			<0.001			
2/9/2022	<0.001	<0.001				<0.001
2/10/2022			<0.001	<0.001	<0.001	
8/3/2022	<0.001	<0.001	<0.001	<0.001	<0.001	
8/4/2022						<0.001
8/11/2022				<0.001		
1/26/2023	<0.001	<0.001	<0.001			<0.001
1/27/2023				<0.001		
2/1/2023					<0.001	
7/13/2023					0.00013 (J)	
7/17/2023			<0.001			
8/10/2023	<0.001	<0.001				
8/11/2023						<0.001

ND substitution: RL or RL/2 if <15% NDs.

Time Series

Constituent: Lead (mg/L) Analysis Run 8/5/2024 9:49 AM

Plant Hammond Client: Southern Company Data: Hammond AP-1

	HGWC-11	HGWC-12	HGWC-13	HGWC-7	HGWC-8	HGWC-9
8/12/2023			<0.001	<0.001	<0.001	
2/14/2024				<0.001	<0.001	
2/15/2024	<0.001	<0.001				<0.001
2/16/2024			<0.001			

ND substitution: RL or RL/2 if <15% NDs.

Time Series

Constituent: Lead (mg/L) Analysis Run 8/5/2024 9:49 AM

Plant Hammond Client: Southern Company Data: Hammond AP-1

	MW-19	MW-20	MW-24D	MW-25D	MW-26D	MW-27D
3/13/2019		<0.001	<0.001		<0.001	<0.001
3/14/2019	<0.001			<0.001		
3/2/2020		0.00017 (J)				
3/3/2020				<0.001		
3/4/2020	0.00011 (J)		0.00019 (J)		<0.001	<0.001
3/26/2020	<0.001			<0.001		
3/27/2020		0.00013 (J)				
3/30/2020			6.4E-05 (J)			
3/31/2020					0.0001 (J)	
4/2/2020						0.00013 (J)
9/17/2020		<0.001			<0.001	
9/18/2020				<0.001		<0.001
9/21/2020	8.5E-05 (J)		4.2E-05 (J)			
2/11/2021		3.9E-05 (J)				
2/12/2021	7.1E-05 (J)			<0.001		
2/16/2021			0.00012 (J)		8E-05 (J)	0.00043 (J)
3/12/2021						<0.001
3/15/2021		0.0001 (J)				
3/16/2021				<0.001		
3/17/2021	3.8E-05 (J)		4E-05 (J)		<0.001	
8/17/2021		<0.001			<0.001	<0.001
8/18/2021	<0.001					
8/19/2021			<0.001	<0.001		
2/9/2022	<0.001			<0.001	<0.001	
2/10/2022		<0.001	<0.001			<0.001
8/3/2022			<0.001			<0.001
8/4/2022	<0.001	<0.001		<0.001	<0.001	
1/26/2023	<0.001	<0.001	<0.001	<0.001	<0.001	
1/27/2023						<0.001
8/10/2023	<0.001	<0.001		<0.001		
8/11/2023					<0.001	
8/12/2023			<0.001			<0.001
2/14/2024		<0.001				
2/15/2024	<0.001		<0.001	<0.001	<0.001	
2/16/2024						<0.001

ND substitution: RL or RL/2 if <15% NDs.

Time Series

Constituent: Lead (mg/L) Analysis Run 8/5/2024 9:49 AM

Plant Hammond Client: Southern Company Data: Hammond AP-1

	MW-28D	MW-29	MW-5	MW-6	MW-7
3/12/2019	<0.001	<0.001			
3/13/2019			<0.001	<0.001	<0.001
3/2/2020		9E-05 (J)	4.7E-05 (J)		
3/3/2020				0.00013 (J)	6.2E-05 (J)
3/4/2020	0.001 (J)				
3/26/2020			<0.001		
3/27/2020	6.2E-05 (J)			<0.001	
3/30/2020		0.00011 (J)			<0.001
9/16/2020		<0.001			
9/17/2020			<0.001		
9/21/2020	0.00018 (J)			0.00026 (J)	<0.001
2/10/2021	0.00044 (J)				
2/15/2021		5.2E-05 (J)			<0.001
2/16/2021			<0.001	8.4E-05 (J)	
3/15/2021	0.00034 (J)	<0.001			<0.001
3/16/2021			<0.001	3.6E-05 (J)	
8/16/2021		<0.001			
8/17/2021			<0.001	<0.001	<0.001
8/18/2021	<0.001				
2/8/2022					<0.001
2/9/2022			<0.001	<0.001	
2/10/2022	<0.001	<0.001			
8/3/2022		<0.001	<0.001	<0.001	
8/4/2022	<0.001				<0.001
1/26/2023	<0.001	<0.001	<0.001	<0.001	<0.001
8/10/2023		<0.001	<0.001	<0.001	<0.001
8/11/2023	<0.001				
2/14/2024	<0.001	<0.001		<0.001	<0.001
2/15/2024			<0.001		

ND substitution: RL or RL/2 if <15% NDs.

Time Series

Constituent: Lithium (mg/L) Analysis Run 8/5/2024 9:49 AM

Plant Hammond Client: Southern Company Data: Hammond AP-1

	HGWA-1 (bg)	HGWA-2 (bg)	HGWA-3 (bg)	HGWA-43D (bg)	HGWA-44D (bg)	HGWC-10
5/19/2016	<0.03	<0.03	<0.03			
5/23/2016						<0.03
7/11/2016	<0.03	0.0014 (J)				
7/12/2016			0.0024 (J)			<0.03
8/30/2016	<0.03	<0.03	0.0025 (J)			
9/1/2016						<0.03
10/19/2016	<0.03	<0.03	0.003 (J)			
10/24/2016						<0.03
12/6/2016	<0.03	<0.03	0.0033 (J)			
12/7/2016						<0.03
1/24/2017	<0.03	<0.03	0.003 (J)			
1/26/2017						<0.03
3/21/2017	<0.03	0.0012 (J)	0.0034 (J)			
3/22/2017						<0.03
5/22/2017	<0.03	<0.03	0.003 (J)			
5/24/2017						<0.03
4/2/2018	<0.03	0.0015 (J)				
4/3/2018			0.003 (J)			
4/4/2018						<0.03
6/4/2018	0.001 (J)	0.0016 (J)	0.0027 (J)			
6/5/2018						<0.03
10/1/2018	0.00099 (J)	0.0013 (J)	0.0032 (J)			
10/2/2018						<0.03
3/12/2019	0.001 (J)	0.0018 (J)	0.0032 (J)			
3/13/2019						<0.03
4/1/2019			0.0032 (J)			
4/2/2019	0.001 (J)	0.0018 (J)				
4/3/2019						<0.03
9/23/2019	0.0011 (J)	0.0016 (J)	0.0029 (J)			
9/27/2019						<0.03
3/2/2020	0.0012 (J)	0.0017 (J)	0.0037 (J)			
3/3/2020						<0.03
3/25/2020	0.00083 (J)	0.0017 (J)	0.0035 (J)			
4/1/2020						<0.03
9/15/2020	0.00087 (J)	0.0015 (J)	0.0026 (J)			
9/16/2020				0.0018 (J)	0.014 (J)	<0.03
11/10/2020				0.0013 (J)	0.025 (J)	
12/15/2020				0.0019 (J)	0.028 (J)	
1/19/2021				0.0025 (J)	0.034	
2/8/2021	0.00086 (J)					
2/9/2021		0.0012 (J)	0.0032 (J)	0.0026 (J)	0.026 (J)	
2/15/2021						<0.03
3/10/2021	0.0009 (J)				0.03	
3/11/2021		0.0011 (J)	0.0035 (J)	0.0022 (J)		
3/12/2021						<0.03
8/11/2021	0.00078 (J)			0.0024 (J)		
8/12/2021		0.0012 (J)	0.0028 (J)			
8/13/2021					0.032	
8/17/2021						<0.03
2/1/2022	0.0011 (J)	0.0017 (J)	0.0037 (J)	0.0024 (J)	0.048	
2/9/2022						<0.03
8/2/2022	<0.03	0.0013 (J)	0.003 (J)	0.0019 (J)	0.041	

ND substitution: RL or RL/2 if <15% NDs.

Time Series

Constituent: Lithium (mg/L) Analysis Run 8/5/2024 9:49 AM

Plant Hammond Client: Southern Company Data: Hammond AP-1

	HGWA-1 (bg)	HGWA-2 (bg)	HGWA-3 (bg)	HGWA-43D (bg)	HGWA-44D (bg)	HGWC-10
8/3/2022						<0.03
1/23/2023			0.003 (J)			
1/24/2023	0.00092 (J)	0.0014 (J)		0.002 (J)	0.064	
1/27/2023						<0.03
8/8/2023	<0.03	0.0017 (J)	0.0031 (J)	0.0021 (J)	0.092 (o)	
8/10/2023						<0.03
2/13/2024	<0.03	0.0017 (J)	0.0034 (J)	0.0024 (J)	0.088	
2/15/2024						<0.03

ND substitution: RL or RL/2 if <15% NDs.

Time Series

Constituent: Lithium (mg/L) Analysis Run 8/5/2024 9:49 AM

Plant Hammond Client: Southern Company Data: Hammond AP-1

	HGWC-11	HGWC-12	HGWC-13	HGWC-7	HGWC-8	HGWC-9
5/20/2016				<0.03	<0.03	
5/23/2016	<0.03	0.0107 (J)	0.0422 (J)			<0.03
7/12/2016	<0.03	0.0113 (J)	0.0366 (J)	0.0021 (J)	0.0023 (J)	0.004 (J)
9/1/2016	<0.03	0.0118 (J)	0.04 (J)	0.0025 (J)	0.0029 (J)	0.0044 (J)
10/20/2016				0.0021 (J)	0.0027 (J)	0.0027 (J)
10/24/2016	<0.03	0.0114 (J)	0.0435 (J)			
12/6/2016				0.0026 (J)	0.0032 (J)	0.005 (J)
12/7/2016	<0.03	0.0155 (J)	0.0477 (J)			
1/25/2017				0.0024 (J)	0.0026 (J)	
1/26/2017	<0.03	0.0099 (J)	0.0342 (J)			0.0042 (J)
3/21/2017				0.0026 (J)	0.0029 (J)	
3/22/2017	<0.03	0.0098 (J)	0.0353 (J)			0.0043 (J)
5/23/2017				0.0026 (J)	0.0029 (J)	0.0048 (J)
5/24/2017	<0.03	0.0105 (J)	0.0317 (J)			
4/3/2018				0.0023 (J)	0.0025 (J)	0.0043 (J)
4/4/2018	<0.03	0.008 (J)	0.031 (J)			
6/5/2018	<0.03		0.031 (J)	0.0022 (J)		
6/6/2018		0.0095 (J)			0.0023 (J)	0.0043 (J)
10/2/2018				0.003 (J)	0.0025 (J)	0.004 (J)
10/3/2018	<0.03	0.0083 (J)				
10/5/2018			0.027 (J)			
3/12/2019					0.0025 (J)	
3/13/2019	<0.03		0.029 (J)	0.0024 (J)		0.004 (J)
3/14/2019		0.0058 (J)				
4/2/2019				0.002 (J)		
4/3/2019	<0.03	0.0066 (J)			0.0025 (J)	0.004 (J)
4/5/2019			0.023 (J)			
9/24/2019					0.0024 (J)	
9/25/2019				0.0019 (J)		
9/26/2019			0.035			
9/27/2019	<0.03	0.011 (J)				0.0044 (J)
3/3/2020	<0.03	0.0063 (J)			0.0028 (J)	
3/4/2020			0.041	0.0034 (J)		0.004 (J)
3/26/2020		0.0063 (J)				
3/27/2020				0.002 (J)	0.0026 (J)	
3/30/2020			0.038			
3/31/2020	<0.03					0.0043 (J)
9/16/2020				0.0026 (J)	0.0033 (J)	
9/17/2020						0.004 (J)
9/18/2020	<0.03	0.01 (J)				
9/21/2020			0.028 (J)			
2/10/2021				0.0032 (J)		
2/12/2021	<0.03	0.0094 (J)				
2/16/2021					0.0027 (J)	0.0045 (J)
2/22/2021			0.032			
3/15/2021				0.0038 (J)	0.0029 (J)	
3/16/2021	<0.03	0.0081 (J)				0.0046 (J)
3/17/2021			0.031			
8/16/2021				0.0025 (J)		
8/17/2021						0.004 (J)
8/18/2021	<0.03	0.0099 (J)			0.0029 (J)	
8/19/2021			0.028 (J)			

ND substitution: RL or RL/2 if <15% NDs.

Time Series

Constituent: Lithium (mg/L) Analysis Run 8/5/2024 9:49 AM

Plant Hammond Client: Southern Company Data: Hammond AP-1

	HGWC-11	HGWC-12	HGWC-13	HGWC-7	HGWC-8	HGWC-9
2/9/2022	<0.03	0.01 (J)				0.0041 (J)
2/10/2022			0.031	0.0022 (J)	0.003 (J)	
8/3/2022	<0.03	0.0068 (J)	0.029 (J)	0.0019 (J)	0.0026 (J)	
8/4/2022						0.0036 (J)
8/11/2022				0.0019 (J)		
1/26/2023	<0.03	0.0058 (J)	0.04			0.0032 (J)
1/27/2023				0.0018 (J)		
2/1/2023					0.0015 (J)	
7/13/2023					0.0015 (J)	
7/17/2023			0.048			
8/10/2023	<0.03	0.0075 (J)				
8/11/2023						0.0035 (J)
8/12/2023			0.051	0.0023 (J)	0.0014 (J)	
2/14/2024				0.0016 (J)	<0.03	
2/15/2024	<0.03	0.008 (J)				0.0031 (J)
2/16/2024			0.052			

ND substitution: RL or RL/2 if <15% NDs.

Time Series

Constituent: Lithium (mg/L) Analysis Run 8/5/2024 9:49 AM

Plant Hammond Client: Southern Company Data: Hammond AP-1

	MW-19	MW-20	MW-24D	MW-25D	MW-26D	MW-27D
3/13/2019		0.0016 (J)	0.0029 (J)		0.0033 (J)	0.0097 (J)
3/14/2019	0.0089 (J)			0.05		
4/2/2019		0.0015 (J)				
4/3/2019	0.0061 (J)			0.047 (J)	0.0034 (J)	
4/4/2019						0.0069 (J)
4/8/2019			0.0027 (J)			
9/25/2019		<0.03				
9/26/2019			0.003 (J)		0.0041 (J)	0.0055 (J)
9/27/2019	0.013 (J)			0.047		
3/2/2020		0.00082 (J)				
3/3/2020				0.05		
3/4/2020	0.01 (J)		0.0026 (J)		0.03 (J)	0.0047 (J)
3/26/2020	0.013 (J)			0.054		
3/27/2020		0.0012 (J)				
3/30/2020			0.0027 (J)			
3/31/2020					0.0036 (J)	
4/2/2020						0.0068 (J)
9/17/2020		<0.03			0.0032 (J)	
9/18/2020				0.046		0.0084 (J)
9/21/2020	0.013 (J)		0.0024 (J)			
2/11/2021		0.001 (J)				
2/12/2021	0.012 (J)			0.045		
2/16/2021			0.0028 (J)		0.0038 (J)	0.0078 (J)
3/12/2021						0.009 (J)
3/15/2021		0.0011 (J)				
3/16/2021				0.049		
3/17/2021	0.012 (J)		0.0027 (J)		0.004 (J)	
8/17/2021		0.00091 (J)			0.0036 (J)	0.0079 (J)
8/18/2021	0.014 (J)					
8/19/2021			0.0027 (J)	0.046		
2/9/2022	0.0067 (J)			0.048	0.0039 (J)	
2/10/2022		0.00099 (J)	0.0029 (J)			0.0086 (J)
8/3/2022			0.0024 (J)			0.0063 (J)
8/4/2022	0.013 (J)	0.00075 (J)		0.04	0.0033 (J)	
1/26/2023	0.0038 (J)	<0.03	0.0025 (J)	0.036	0.0031 (J)	
1/27/2023						0.0072 (J)
8/10/2023	0.011 (J)	<0.03		0.038		
8/11/2023					0.0029 (J)	
8/12/2023			0.003 (J)			0.0072 (J)
2/14/2024		<0.03				
2/15/2024	<0.03		0.0031 (J)	0.038	0.0035 (J)	
2/16/2024						0.011 (J)

ND substitution: RL or RL/2 if <15% NDs.

Time Series

Constituent: Lithium (mg/L) Analysis Run 8/5/2024 9:49 AM

Plant Hammond Client: Southern Company Data: Hammond AP-1

	MW-28D	MW-29	MW-5	MW-6	MW-7
3/12/2019	0.011 (J)	0.0024 (J)			
3/13/2019			<0.03	<0.03	<0.03
4/2/2019	0.0052 (J)	0.0021 (J)			
4/3/2019			<0.03	<0.03	<0.03
9/24/2019		0.0022 (J)			
9/25/2019			<0.03		
9/26/2019	0.0055 (J)			<0.03	<0.03
3/2/2020		0.0025 (J)	<0.03		
3/3/2020				<0.03	<0.03
3/4/2020	0.015 (J)				
3/26/2020			<0.03		
3/27/2020	0.014 (J)			<0.03	
3/30/2020		0.0023 (J)			<0.03
9/16/2020		0.0021 (J)			
9/17/2020			<0.03		
9/21/2020	0.0053 (J)			<0.03	<0.03
2/10/2021	0.0092 (J)				
2/15/2021		0.0024 (J)			<0.03
2/16/2021			<0.03	<0.03	
3/15/2021	0.013 (J)	0.0022 (J)			<0.03
3/16/2021			<0.03	<0.03	
8/16/2021		0.0021 (J)			
8/17/2021			<0.03	<0.03	<0.03
8/18/2021	0.0086 (J)				
2/8/2022					<0.03
2/9/2022			<0.03	<0.03	
2/10/2022	0.014 (J)	0.0023 (J)			
8/3/2022		0.0018 (J)	<0.03	<0.03	
8/4/2022	0.0088 (J)				<0.03
1/26/2023	0.011 (J)	0.0019 (J)	<0.03	<0.03	<0.03
8/10/2023		0.0019 (J)	<0.03	<0.03	<0.03
8/11/2023	0.016 (J)				
2/14/2024	0.0078 (J)	0.0021 (J)		<0.03	<0.03
2/15/2024			<0.03		

ND substitution: RL or RL/2 if <15% NDs.

Time Series

Constituent: Mercury (mg/L) Analysis Run 8/5/2024 9:49 AM

Plant Hammond Client: Southern Company Data: Hammond AP-1

	HGWA-1 (bg)	HGWA-2 (bg)	HGWA-3 (bg)	HGWA-43D (bg)	HGWA-44D (bg)	HGWC-10
5/19/2016	<0.0002	<0.0002	<0.0002			
5/23/2016						<0.0002
7/11/2016	<0.0002	<0.0002				
7/12/2016			<0.0002			<0.0002
8/30/2016	4E-05 (J)	4E-05 (J)	<0.0002			
9/1/2016						<0.0002
10/19/2016	<0.0002	<0.0002	<0.0002			
10/24/2016						<0.0002
12/6/2016	<0.0002	<0.0002	<0.0002			
12/7/2016						<0.0002
1/24/2017	<0.0002	<0.0002	<0.0002			
1/26/2017						5E-05 (J)
3/21/2017	<0.0002	<0.0002	<0.0002			
3/22/2017						<0.0002
5/22/2017	<0.0002	<0.0002	<0.0002			
5/24/2017						<0.0002
4/2/2018	<0.0002	<0.0002				
4/3/2018			<0.0002			
4/4/2018						<0.0002
3/12/2019	<0.0002	<0.0002	<0.0002			
3/13/2019						<0.0002
3/2/2020	<0.0002	<0.0002	<0.0002			
3/3/2020						<0.0002
9/16/2020				<0.0002	<0.0002	
11/10/2020				<0.0002	<0.0002	
12/15/2020				<0.0002	<0.0002	
1/19/2021				<0.0002	<0.0002	
2/8/2021	<0.0002					
2/9/2021		<0.0002	<0.0002	<0.0002	<0.0002	
2/15/2021						<0.0002
2/1/2022	<0.0002	<0.0002	<0.0002	<0.0002	<0.0002	
2/9/2022						<0.0002
8/2/2022	<0.0002	<0.0002	<0.0002	<0.0002	<0.0002	
8/3/2022						<0.0002
1/23/2023			<0.0002			
1/24/2023	<0.0002	<0.0002		<0.0002	<0.0002	
1/27/2023						<0.0002
8/8/2023	<0.0002	<0.0002	<0.0002	<0.0002	<0.0002	
8/10/2023						<0.0002
2/13/2024	<0.0002	<0.0002	<0.0002	<0.0002	<0.0002	
2/15/2024						<0.0002

ND substitution: RL or RL/2 if <15% NDs.

Time Series

Constituent: Mercury (mg/L) Analysis Run 8/5/2024 9:49 AM

Plant Hammond Client: Southern Company Data: Hammond AP-1

	HGWC-11	HGWC-12	HGWC-13	HGWC-7	HGWC-8	HGWC-9
5/20/2016				<0.0002	<0.0002	
5/23/2016	<0.0002	<0.0002	<0.0002			<0.0002
7/12/2016	<0.0002	<0.0002	<0.0002	<0.0002	<0.0002	<0.0002
9/1/2016	<0.0002	<0.0002	<0.0002	<0.0002	<0.0002	<0.0002
10/20/2016				<0.0002	<0.0002	<0.0002
10/24/2016	<0.0002	<0.0002	<0.0002			
12/6/2016				<0.0002	<0.0002	<0.0002
12/7/2016	<0.0002	<0.0002	<0.0002			
1/25/2017				<0.0002	<0.0002	
1/26/2017	5E-05 (J)	<0.0002	4E-05 (J)			4E-05 (J)
3/21/2017				<0.0002	<0.0002	
3/22/2017	<0.0002	<0.0002	<0.0002			<0.0002
5/23/2017				<0.0002	<0.0002	<0.0002
5/24/2017	<0.0002	<0.0002	5E-05 (J)			
4/3/2018				<0.0002	<0.0002	<0.0002
4/4/2018	<0.0002	<0.0002	<0.0002			
3/12/2019					<0.0002	
3/13/2019	<0.0002		<0.0002	<0.0002		<0.0002
3/14/2019		<0.0002				
3/3/2020	<0.0002	<0.0002			<0.0002	
3/4/2020			<0.0002	<0.0002		<0.0002
2/10/2021				<0.0002		
2/12/2021	<0.0002	<0.0002				
2/16/2021					<0.0002	<0.0002
2/22/2021			<0.0002			
2/9/2022	<0.0002	<0.0002				<0.0002
2/10/2022			<0.0002	<0.0002	<0.0002	
8/3/2022	<0.0002	<0.0002	<0.0002	<0.0002	<0.0002	
8/4/2022						<0.0002
8/11/2022				<0.0002		
1/26/2023	<0.0002	<0.0002	<0.0002			<0.0002
1/27/2023				<0.0002		
2/1/2023					<0.0002	
7/13/2023					<0.0002	
7/17/2023			<0.0002			
8/10/2023	<0.0002	<0.0002				
8/11/2023						<0.0002
8/12/2023			<0.0002	<0.0002	<0.0002	
2/14/2024				<0.0002	<0.0002	
2/15/2024	<0.0002	<0.0002				<0.0002
2/16/2024			<0.0002			

ND substitution: RL or RL/2 if <15% NDs.

Time Series

Constituent: Mercury (mg/L) Analysis Run 8/5/2024 9:49 AM

Plant Hammond Client: Southern Company Data: Hammond AP-1

	MW-19	MW-20	MW-24D	MW-25D	MW-26D	MW-27D
3/13/2019		<0.0002	<0.0002		<0.0002	<0.0002
3/14/2019	<0.0002			<0.0002		
3/2/2020		<0.0002				
3/3/2020				<0.0002		
3/4/2020	<0.0002		<0.0002		<0.0002	<0.0002
2/11/2021		<0.0002				
2/12/2021	<0.0002			<0.0002		
2/16/2021			<0.0002		<0.0002	<0.0002
2/9/2022	<0.0002			<0.0002	<0.0002	
2/10/2022		<0.0002	<0.0002			<0.0002
8/3/2022			<0.0002			<0.0002
8/4/2022	<0.0002	<0.0002		<0.0002	<0.0002	
1/26/2023	<0.0002	<0.0002	<0.0002	<0.0002	<0.0002	
1/27/2023						<0.0002
8/10/2023	<0.0002	<0.0002		0.00013 (J)		
8/11/2023					<0.0002	
8/12/2023			<0.0002			<0.0002
2/14/2024		<0.0002				
2/15/2024	<0.0002		<0.0002	<0.0002	<0.0002	
2/16/2024						<0.0002

ND substitution: RL or RL/2 if <15% NDs.

Time Series

Constituent: Mercury (mg/L) Analysis Run 8/5/2024 9:49 AM

Plant Hammond Client: Southern Company Data: Hammond AP-1

	MW-28D	MW-29	MW-5	MW-6	MW-7
3/12/2019	<0.0002	<0.0002			
3/13/2019			<0.0002	<0.0002	<0.0002
3/2/2020		<0.0002	<0.0002		
3/3/2020				<0.0002	<0.0002
3/4/2020	<0.0002				
2/10/2021	<0.0002				
2/15/2021		<0.0002			<0.0002
2/16/2021			<0.0002	<0.0002	
2/8/2022					<0.0002
2/9/2022			<0.0002	<0.0002	
2/10/2022	<0.0002	<0.0002			
8/3/2022		<0.0002	<0.0002	<0.0002	
8/4/2022	<0.0002				<0.0002
1/26/2023	<0.0002	<0.0002	<0.0002	<0.0002	<0.0002
8/10/2023		0.00017 (J)	<0.0002	<0.0002	<0.0002
8/11/2023	<0.0002				
2/14/2024	<0.0002	<0.0002		<0.0002	<0.0002
2/15/2024			<0.0002		

ND substitution: RL or RL/2 if <15% NDs.

Time Series

Constituent: Molybdenum (mg/L) Analysis Run 8/5/2024 9:49 AM

Plant Hammond Client: Southern Company Data: Hammond AP-1

	HGWA-1 (bg)	HGWA-2 (bg)	HGWA-3 (bg)	HGWA-43D (bg)	HGWA-44D (bg)	HGWC-10
5/19/2016	<0.01	<0.01	<0.01			
5/23/2016						<0.01
7/11/2016	<0.01	<0.01				
7/12/2016			<0.01			0.0013 (J)
8/30/2016	<0.01	<0.01	<0.01			
9/1/2016						<0.01
10/19/2016	<0.01	<0.01	<0.01			
10/24/2016						<0.01
12/6/2016	<0.01	<0.01	<0.01			
12/7/2016						<0.01
1/24/2017	<0.01	<0.01	<0.01			
1/26/2017						<0.01
3/21/2017	<0.01	<0.01	<0.01			
3/22/2017						0.0013 (J)
5/22/2017	<0.01	<0.01	<0.01			
5/24/2017						0.0014 (J)
4/2/2018	<0.01	<0.01				
4/3/2018			<0.01			
4/4/2018						<0.01
6/4/2018	<0.01	<0.01	<0.01			
6/5/2018						<0.01
10/1/2018	<0.01	<0.01	<0.01			
10/2/2018						<0.01
3/12/2019	<0.01	<0.01	<0.01			
3/13/2019						<0.01
4/1/2019			<0.01			
4/2/2019	<0.01	<0.01				
4/3/2019						0.0021 (J)
9/23/2019	<0.01	<0.01	<0.01			
9/27/2019						0.0014 (J)
3/2/2020	<0.01	<0.01	<0.01			
3/3/2020						<0.01
3/25/2020	<0.01	<0.01	<0.01			
4/1/2020						<0.01
6/16/2020	<0.01		<0.01			
9/15/2020	<0.01	<0.01	<0.01			
9/16/2020				0.0044 (J)	0.0019 (J)	0.0014 (J)
11/10/2020				0.0072 (J)	0.0018 (J)	
12/15/2020				0.0044 (J)	0.0019 (J)	
1/19/2021				0.0038 (J)	0.0035 (J)	
2/8/2021	<0.01					
2/9/2021		<0.01	<0.01	0.0045 (J)	0.0038 (J)	
2/15/2021						<0.01
3/10/2021	<0.01				0.0019 (J)	
3/11/2021		<0.01	<0.01	0.0064 (J)		
3/12/2021						0.0007 (J)
8/11/2021	<0.01			0.0034 (J)		
8/12/2021		<0.01	<0.01			
8/13/2021					0.0051 (J)	
8/17/2021						0.0012 (J)
2/1/2022	<0.01	<0.01	<0.01	0.0036 (J)	0.0055 (J)	
2/9/2022						<0.01

ND substitution: RL or RL/2 if <15% NDs.

Time Series

Constituent: Molybdenum (mg/L) Analysis Run 8/5/2024 9:49 AM

Plant Hammond Client: Southern Company Data: Hammond AP-1

	HGWA-1 (bg)	HGWA-2 (bg)	HGWA-3 (bg)	HGWA-43D (bg)	HGWA-44D (bg)	HGWC-10
8/2/2022	<0.01	<0.01	<0.01	0.0042 (J)	0.002 (J)	
8/3/2022						0.00079 (J)
1/23/2023			<0.01			
1/24/2023	<0.01	<0.01		0.0027 (J)	0.0026 (J)	
1/27/2023						<0.01
8/8/2023	<0.01	<0.01	<0.01	0.0019 (J)	0.0013 (J)	
8/10/2023						0.0014 (J)
2/13/2024	<0.01	<0.01	<0.01	0.0015 (J)	0.0018 (J)	
2/15/2024						<0.01

ND substitution: RL or RL/2 if <15% NDs.

Time Series

Constituent: Molybdenum (mg/L) Analysis Run 8/5/2024 9:49 AM

Plant Hammond Client: Southern Company Data: Hammond AP-1

	HGWC-11	HGWC-12	HGWC-13	HGWC-7	HGWC-8	HGWC-9
5/20/2016				0.028	0.446	
5/23/2016	0.0164	0.0413 (J)	0.027			0.0187
7/12/2016	0.0251	0.0484	0.0316	0.0273	0.455	0.0229
9/1/2016	0.0259	0.0474	0.0336	0.0274	0.481	0.0239
10/20/2016				0.036	0.472	0.477
10/24/2016	0.0293	0.047	0.0352			
12/6/2016				0.0365	0.52	0.0236
12/7/2016	0.0209	0.0432	0.0383			
1/25/2017				0.0317	0.478	
1/26/2017	0.0277	0.0484	0.041			0.0234
3/21/2017				0.0346	0.547	
3/22/2017	0.011	0.0494	0.0426			0.0219
5/23/2017				0.0336	0.482	0.0242
5/24/2017	0.0373	0.047	0.04			
4/3/2018				0.032	0.44	0.025
4/4/2018	0.013	0.052	0.027			
6/5/2018	0.029		0.027	0.036		
6/6/2018		0.054			0.49	0.027
10/2/2018				0.039	0.47	0.028
10/3/2018	0.02	0.054				
10/5/2018			0.033			
3/12/2019					0.5	
3/13/2019	0.012		0.033	0.04		0.028
3/14/2019		0.046				
4/2/2019				0.041		
4/3/2019	0.01	0.049			0.5	0.03
4/5/2019			0.03			
9/24/2019					0.54	
9/25/2019				0.047		
9/26/2019			0.026			
9/27/2019	0.016	0.052				0.033
3/3/2020	0.011	0.045			0.44	
3/4/2020			0.03	0.045		0.031
3/26/2020		0.045				
3/27/2020				0.044	0.42	
3/30/2020			0.029			
3/31/2020	0.0074 (J)					0.031
6/16/2020					0.45	
6/17/2020				0.048		
9/16/2020				0.046	0.43	
9/17/2020						0.03
9/18/2020	0.032	0.046				
9/21/2020			0.032			
2/10/2021				0.051		
2/12/2021	0.023	0.048				
2/16/2021					0.46	0.035
2/22/2021			0.036			
3/15/2021				0.047	0.41	
3/16/2021	0.015	0.044				0.035
3/17/2021			0.035			
8/16/2021				0.045		
8/17/2021						0.035

Time Series

Constituent: Molybdenum (mg/L) Analysis Run 8/5/2024 9:49 AM

Plant Hammond Client: Southern Company Data: Hammond AP-1

	HGWC-11	HGWC-12	HGWC-13	HGWC-7	HGWC-8	HGWC-9
8/18/2021	0.038	0.045			0.48	
8/19/2021			0.032			
2/9/2022	0.03	0.042				0.034
2/10/2022			0.033	0.045	0.34	
8/3/2022	0.027	0.047	0.035	0.038	0.29	
8/4/2022						0.033
8/11/2022				0.044		
1/26/2023	0.022	0.048	0.023			0.021
1/27/2023				0.039		
2/1/2023					0.29	
7/13/2023					0.3	
7/17/2023			0.017			
8/10/2023	0.014	0.05				
8/11/2023						0.03
8/12/2023			0.016	0.033	0.34	
2/14/2024				0.028	0.18	
2/15/2024	0.029	0.046				0.01
2/16/2024			0.013			

Time Series

Constituent: Molybdenum (mg/L) Analysis Run 8/5/2024 9:49 AM

Plant Hammond Client: Southern Company Data: Hammond AP-1

	MW-19	MW-20	MW-24D	MW-25D	MW-26D	MW-27D
3/13/2019		<0.01	<0.01		<0.01	<0.01
3/14/2019	0.057			0.0022 (J)		
4/2/2019		<0.01				
4/3/2019	0.04			<0.01	0.0083 (J)	
4/4/2019						0.0018 (J)
4/8/2019			0.00027 (J)			
9/25/2019		<0.01				
9/26/2019			<0.01		0.017	0.0042 (J)
9/27/2019	0.063			<0.01		
11/25/2019					0.02	
3/2/2020		<0.01				
3/3/2020				<0.01		
3/4/2020	0.032		<0.01		0.0074 (J)	0.0058 (J)
3/26/2020	0.033			<0.01		
3/27/2020		<0.01				
3/30/2020			<0.01			
3/31/2020					0.0093 (J)	
4/2/2020						0.003 (J)
9/17/2020		<0.01			0.014	
9/18/2020				0.00094 (J)		0.0018 (J)
9/21/2020	0.064		0.00099 (J)			
2/11/2021		<0.01				
2/12/2021	0.046			<0.01		
2/16/2021			0.00096 (J)		0.022	0.0019 (J)
3/12/2021						0.0008 (J)
3/15/2021		<0.01				
3/16/2021				<0.01		
3/17/2021	0.043		0.001 (J)		0.023	
8/17/2021		<0.01			0.024	0.0016 (J)
8/18/2021	0.032					
8/19/2021			0.00087 (J)	<0.01		
2/9/2022	0.011			<0.01	0.028	
2/10/2022		<0.01	0.0008 (J)			0.0017 (J)
8/3/2022			0.00095 (J)			0.002 (J)
8/4/2022	0.039	<0.01		<0.01	0.028	
1/26/2023	0.012	<0.01	0.0012 (J)	<0.01	0.028	
1/27/2023						0.0014 (J)
8/10/2023	0.033	<0.01		<0.01		
8/11/2023					0.014	
8/12/2023			0.0019 (J)			0.0019 (J)
2/14/2024		<0.01				
2/15/2024	<0.01		0.0085 (J)	<0.01	0.025	
2/16/2024						0.0052 (J)

ND substitution: RL or RL/2 if <15% NDs.

Time Series

Constituent: Molybdenum (mg/L) Analysis Run 8/5/2024 9:49 AM

Plant Hammond Client: Southern Company Data: Hammond AP-1

	MW-28D	MW-29	MW-5	MW-6	MW-7
3/12/2019	0.013	0.0038 (J)			
3/13/2019			<0.01	0.0021 (J)	<0.01
4/2/2019	0.028	0.0028 (J)			
4/3/2019			<0.01	0.0021 (J)	<0.01
9/24/2019		0.0021 (J)			
9/25/2019			<0.01		
9/26/2019	0.017			0.0026 (J)	0.0033 (J)
3/2/2020		0.0025 (J)	<0.01		
3/3/2020				0.0022 (J)	<0.01
3/4/2020	0.009 (J)				
3/26/2020			<0.01		
3/27/2020	0.0068 (J)			0.0026 (J)	
3/30/2020		0.0029 (J)			<0.01
9/16/2020		0.0021 (J)			
9/17/2020			<0.01		
9/21/2020	0.018			0.0025 (J)	0.0015 (J)
2/10/2021	0.02				
2/15/2021		0.0029 (J)			0.0015 (J)
2/16/2021			<0.01	0.0025 (J)	
3/15/2021	0.013	0.0031 (J)			0.0015 (J)
3/16/2021			<0.01	0.0023 (J)	
8/16/2021		0.0027 (J)			
8/17/2021			<0.01	0.0027 (J)	0.003 (J)
8/18/2021	0.022				
2/8/2022					0.0012 (J)
2/9/2022			<0.01	0.0026 (J)	
2/10/2022	0.0031 (J)	0.0036 (J)			
8/3/2022		0.0032 (J)	<0.01	0.0028 (J)	
8/4/2022	0.011				0.0014 (J)
1/26/2023	0.0025 (J)	0.0029 (J)	<0.01	0.0029 (J)	<0.01
8/10/2023		0.003 (J)	<0.01	0.0026 (J)	0.0022 (J)
8/11/2023	0.0011 (J)				
2/14/2024	0.0053 (J)	0.002 (J)		0.0025 (J)	<0.01
2/15/2024			<0.01		

ND substitution: RL or RL/2 if <15% NDs.

Time Series

Constituent: pH, Field (SU) Analysis Run 8/5/2024 9:49 AM

Plant Hammond Client: Southern Company Data: Hammond AP-1

	HGWA-1 (bg)	HGWA-2 (bg)	HGWA-3 (bg)	HGWA-43D (bg)	HGWA-44D (bg)	HGWC-10
5/19/2016	7.27	5.81	7.45			
5/23/2016						6.83
7/11/2016	7.06	5.68				
7/12/2016			7.32			6.58
8/30/2016	7.28	5.63	7.43			
9/1/2016						6.54
10/19/2016	7.02	5.46	7.03			
10/24/2016						6.59
12/6/2016	7.09	5.38	7.08			
12/7/2016						6.56
1/24/2017	7.2	5.37	7.39			
1/26/2017						6.83
3/21/2017	7.01	4.9	6.83			
3/22/2017						6.66
5/22/2017	7.11	5.2	7.02			
5/24/2017						6.67
10/3/2017	7.21	5.3	7.47			6.54
4/2/2018	7.1	5.4				
4/3/2018			7.38			
4/4/2018						6.61
6/4/2018	7.06	5.27	7.38			
6/5/2018						6.65
10/1/2018	7.09	5.31	7.13			
10/2/2018						6.55
3/12/2019	7.03	5.42	7.29			
3/13/2019						6.7
4/1/2019			7.16			
4/2/2019	6.86	5.41				
4/3/2019						6.55
9/23/2019	7.02	5.33	7.3			
9/27/2019						6.64
3/2/2020	7.1	5.43	7.12			
3/3/2020						6.67
3/25/2020	6.95	5.36	7.4			
4/1/2020						6.84
6/16/2020	6.97 (D)		7.31 (D)			
9/15/2020	7.15	5.22	7.29			
9/16/2020				7.52	7.83	6.66
11/10/2020				7.27	7.84	
12/15/2020				7.39	7.87	
1/19/2021				7.39	7.86	
2/8/2021	7.11					
2/9/2021		5.42	7.23	7.44	7.84	
2/15/2021						6.83
3/10/2021	6.95				7.92	
3/11/2021		5.8	7.33	7.46		
3/12/2021						6.76
8/11/2021	6.98			7.4		
8/12/2021		5.05	7.31			
8/13/2021					7.77	
8/17/2021						6.75
2/1/2022	7.19	5.24	7.45	7.52	8.25	

Time Series

Constituent: pH, Field (SU) Analysis Run 8/5/2024 9:49 AM

Plant Hammond Client: Southern Company Data: Hammond AP-1

	HGWA-1 (bg)	HGWA-2 (bg)	HGWA-3 (bg)	HGWA-43D (bg)	HGWA-44D (bg)	HGWC-10
2/9/2022						7
8/3/2022						6.73
1/23/2023			7.32			
1/24/2023	6.76	5.22		7.56	8.22	
1/27/2023						6.89
8/8/2023	7.05	5.01	7.42	7.39	8.2	
8/10/2023						6.81
2/13/2024	7.06	5.49	7.35	7.47	8.1	
2/15/2024						6.93

Time Series

Constituent: pH, Field (SU) Analysis Run 8/5/2024 9:49 AM

Plant Hammond Client: Southern Company Data: Hammond AP-1

	HGWC-11	HGWC-12	HGWC-13	HGWC-7	HGWC-8	HGWC-9
5/20/2016				7.14	6.99	
5/23/2016	6.22	7.15	7.14			7.23
7/12/2016	6.04	6.87	7.04	7.13	6.88	6.87
9/1/2016	6.26	7.2	7.24	7.29	6.73	7.15
10/20/2016				7.1	6.9	7.05
10/24/2016	6.46	7.1	6.9			
12/6/2016				7.15	6.98	7.15
12/7/2016	6.29	6.92	6.91			
1/25/2017				7.11	7.04	
1/26/2017	6.46	7.05	7.08			6.99
3/21/2017				7.12	6.87	
3/22/2017	5.81	7.08	7.13			7.03
5/23/2017				7.08	6.87	7.05
5/24/2017	6.51	7.11	7.15			
10/3/2017	6.25	7.01	7.32	7.21	6.72	7.07
4/3/2018				7.14	6.87	6.99
4/4/2018	5.86	7.12	7.27			
6/5/2018	6.27		7.2	7.13		
6/6/2018		7.12			6.9	7.02
10/2/2018				7.12	6.9	7.05
10/3/2018	5.97	7.08				
10/5/2018			7.24			
3/12/2019					6.91	
3/13/2019	5.92		7.24	7.27		7.06
3/14/2019		7.09				
4/2/2019				7.27		
4/3/2019	5.69	6.96			6.85	6.88
4/5/2019			7.24			
9/24/2019					6.95	
9/25/2019				7.11		
9/26/2019			6.94			
9/27/2019	5.75	7.07				7.01
3/3/2020	5.95	6.95			7.06	
3/4/2020			7.16	7.17		6.97
3/26/2020		6.99				
3/27/2020				7.05	6.95	
3/30/2020			6.91			
3/31/2020	5.7					7.07
6/16/2020					6.97 (D)	
6/17/2020				7.2 (D)		
9/16/2020				7.3	6.92	
9/17/2020						6.99
9/18/2020	6.42	7.15				
9/21/2020			7.34			
2/10/2021				7.29		
2/12/2021	7.27	6.23				
2/16/2021					7.16	7.26
2/22/2021			7.27			
3/15/2021				7.19	7.09	
3/16/2021	5.95	7.15				7.1
3/17/2021			7.33			
8/16/2021				7.12		

Time Series

Constituent: pH, Field (SU) Analysis Run 8/5/2024 9:49 AM

Plant Hammond Client: Southern Company Data: Hammond AP-1

	HGWC-11	HGWC-12	HGWC-13	HGWC-7	HGWC-8	HGWC-9
8/17/2021						7.1
8/18/2021	6.1	6.89			7.02	
8/19/2021			7.38			
2/9/2022	6.55	7.23				7.3
2/10/2022			7.54	7.22	6.99	
8/3/2022	6.23	7.13	7.09	6.93	6.84	
8/4/2022						7.03
8/11/2022				7.07		
1/26/2023	6.23	7.1	6.9			7.07
1/27/2023				7.25		
2/1/2023					6.6	
7/13/2023					6.65	
7/17/2023			6.67			
8/10/2023	5.9	7.08				
8/11/2023						7.09
8/12/2023			6.89	7.36	6.84	
2/14/2024				7.3	6.66	
2/15/2024	6.36	7.02				6.82
2/16/2024			6.9			

Time Series

Constituent: pH, Field (SU) Analysis Run 8/5/2024 9:49 AM

Plant Hammond Client: Southern Company Data: Hammond AP-1

	MW-19	MW-20	MW-24D	MW-25D	MW-26D	MW-27D
3/13/2019		6.75	7.58		7.4	7.78
3/14/2019	6.48			7.67		
4/2/2019		6.7				
4/3/2019	6.14			7.56	7.25	
4/4/2019						7.63
4/8/2019			7.47			
9/25/2019		6.75				
9/26/2019			7.5		7.16	7.46
9/27/2019	6.33			7.57		
3/2/2020		6.98				
3/3/2020				7.59		
3/4/2020	6.29		7.47		7.14	8.33
3/26/2020	6.28			7.57		
3/27/2020		6.75				
3/30/2020			7.49			
3/31/2020					7.2	
4/2/2020						8.11
9/17/2020		6.78			7.08	
9/18/2020				7.64		7.51
9/21/2020	6.41		7.65			
2/11/2021		6.93				
2/12/2021	6.36			7.77		
2/16/2021			7.69		7.27	7.96
3/12/2021						7.88
3/15/2021		6.97				
3/16/2021				7.76		
3/17/2021	6.34		7.66		7.14	
8/17/2021		7.05			7.14	7.75
8/18/2021	6.28					
8/19/2021			7.61	7.69		
2/9/2022	6.28			7.82	7.32	
2/10/2022		7.19	7.82			7.96
8/3/2022			7.59			7.4
8/4/2022	6.32	6.96		7.66	7.08	
1/26/2023	6.13	6.95	7.6	7.74	7.14	
1/27/2023						7.8
8/10/2023	6.37	6.86		7.73		
8/11/2023					7.2	
8/12/2023			7.61			7.8
2/14/2024		6.95				
2/15/2024	6.11		7.85	7.7	7.23	
2/16/2024						9.12

Time Series

Constituent: pH, Field (SU) Analysis Run 8/5/2024 9:49 AM

Plant Hammond Client: Southern Company Data: Hammond AP-1

	MW-28D	MW-29	MW-5	MW-6	MW-7
3/12/2019	7.46	7.2			
3/13/2019			6.16	6.86	6.37
4/2/2019	7.4	6.91			
4/3/2019			5.96	6.77	6.19
9/24/2019		6.86			
9/25/2019			6.37		
9/26/2019	7.4			6.76	6.5
3/2/2020		7.13	6.12		
3/3/2020				6.78	6.1
3/4/2020	7.55				
3/26/2020			6.14		
3/27/2020	7.42			6.82	
3/30/2020		7.07			6.06
9/16/2020		6.88			
9/17/2020			6.48		
9/21/2020	7.46			6.88	6.5
2/10/2021	7.54				
2/15/2021		7.09			6.77
2/16/2021			5.95	7	
3/15/2021	7.61	7.05			6.66
3/16/2021			5.78	6.96	
8/16/2021		7.08			
8/17/2021			5.99	6.86	6.88
8/18/2021	7.16				
2/8/2022					6.73
2/9/2022			6.13	7.01	
2/10/2022	7.59	7.27			
8/3/2022		6.87	5.96	6.41	
8/4/2022	7.38				6.47
1/26/2023	7.67	7.22	6.07	6.9	6.23
8/10/2023		7.06	6.29	6.85	6.85
8/11/2023	7.5				
2/14/2024	7.5	7.06		7.05	6.57
2/15/2024			6.17		

Time Series

Constituent: Selenium (mg/L) Analysis Run 8/5/2024 9:49 AM

Plant Hammond Client: Southern Company Data: Hammond AP-1

	HGWA-1 (bg)	HGWA-2 (bg)	HGWA-3 (bg)	HGWA-43D (bg)	HGWA-44D (bg)	HGWC-10
5/19/2016	<0.005	<0.005	<0.005			
5/23/2016						<0.005
7/11/2016	<0.005	<0.005				
7/12/2016			<0.005			<0.005
8/30/2016	<0.005	<0.005	<0.005			
9/1/2016						<0.005
10/19/2016	<0.005	<0.005	<0.005			
10/24/2016						<0.005
12/6/2016	<0.005	<0.005	<0.005			
12/7/2016						<0.005
1/24/2017	<0.005	<0.005	<0.005			
1/26/2017						0.0041 (J)
3/21/2017	<0.005	<0.005	<0.005			
3/22/2017						<0.005
5/22/2017	<0.005	<0.005	<0.005			
5/24/2017						<0.005
4/2/2018	<0.005	<0.005				
4/3/2018			<0.005			
4/4/2018						<0.005
6/4/2018	<0.005	<0.005	<0.005			
6/5/2018						<0.005
10/1/2018	<0.005	<0.005	<0.005			
10/2/2018						0.0023 (J)
3/12/2019	<0.005	<0.005	<0.005			
3/13/2019						0.0015 (J)
4/1/2019			<0.005			
4/2/2019	<0.005	<0.005				
4/3/2019						<0.005
9/23/2019	<0.005	<0.005	<0.005			
9/27/2019						<0.005
3/2/2020	<0.005	<0.005	<0.005			
3/3/2020						<0.005
3/25/2020	<0.005	<0.005	<0.005			
4/1/2020						0.002 (J)
9/15/2020	<0.005	<0.005	<0.005			
9/16/2020				<0.005	<0.005	<0.005
11/10/2020				<0.005	<0.005	
12/15/2020				<0.005	<0.005	
1/19/2021				<0.005	<0.005	
2/8/2021	<0.005					
2/9/2021		<0.005	<0.005	<0.005	<0.005	
2/15/2021						0.0028 (J)
3/10/2021	0.0047 (J)				<0.005	
3/11/2021		<0.005	<0.005	<0.005		
3/12/2021						<0.005
8/11/2021	<0.005			<0.005		
8/12/2021		<0.005	<0.005			
8/13/2021					<0.005	
8/17/2021						<0.005
2/1/2022	<0.005	<0.005	<0.005	<0.005	<0.005	
2/9/2022						0.0031 (J)
8/2/2022	<0.005	0.0014 (J)	<0.005	<0.005	<0.005	

ND substitution: RL or RL/2 if <15% NDs.

Time Series

Constituent: Selenium (mg/L) Analysis Run 8/5/2024 9:49 AM

Plant Hammond Client: Southern Company Data: Hammond AP-1

	HGWA-1 (bg)	HGWA-2 (bg)	HGWA-3 (bg)	HGWA-43D (bg)	HGWA-44D (bg)	HGWC-10
8/3/2022						0.0017 (J)
1/23/2023			<0.005			
1/24/2023	<0.005	<0.005		<0.005	<0.005	
1/27/2023						0.0035 (J)
8/8/2023	<0.005	0.0019 (J)	<0.005	<0.005	<0.005	
8/10/2023						<0.005
2/13/2024	<0.005	0.002 (J)	<0.005	<0.005	<0.005	
2/15/2024						0.0038 (J)

ND substitution: RL or RL/2 if <15% NDs.

Time Series

Constituent: Selenium (mg/L) Analysis Run 8/5/2024 9:49 AM

Plant Hammond Client: Southern Company Data: Hammond AP-1

	HGWC-11	HGWC-12	HGWC-13	HGWC-7	HGWC-8	HGWC-9
5/20/2016				<0.005	<0.005	
5/23/2016	0.0106	<0.005	<0.005			<0.005
7/12/2016	0.0057 (J)	<0.005	<0.005	<0.005	<0.005	<0.005
9/1/2016	0.0057 (J)	<0.005	<0.005	<0.005	<0.005	<0.005
10/20/2016				<0.005	<0.005	<0.005
10/24/2016	0.0021 (J)	<0.005	<0.005			
12/6/2016				<0.005	0.0024 (J)	0.0037 (J)
12/7/2016	0.0015 (J)	0.0011 (J)	<0.005			
1/25/2017				<0.005	<0.005	
1/26/2017	0.0062 (J)	<0.005	<0.005			<0.005
3/21/2017				<0.005	<0.005	
3/22/2017	0.0263	<0.005	<0.005			<0.005
5/23/2017				<0.005	<0.005	<0.005
5/24/2017	0.0038 (J)	<0.005	<0.005			
4/3/2018				<0.005	<0.005	<0.005
4/4/2018	0.021	<0.005	<0.005			
6/5/2018	0.0062 (J)		<0.005	<0.005		
6/6/2018		<0.005			<0.005	<0.005
10/2/2018				<0.005	<0.005	<0.005
10/3/2018	0.009 (J)	<0.005				
10/5/2018			<0.005			
3/12/2019					<0.005	
3/13/2019	0.023		<0.005	<0.005		<0.005
3/14/2019		<0.005				
4/2/2019				<0.005		
4/3/2019	0.016	<0.005			<0.005	<0.005
4/5/2019			0.00018 (J)			
9/24/2019					<0.005	
9/25/2019				<0.005		
9/26/2019			<0.005			
9/27/2019	0.013	<0.005				<0.005
3/3/2020	0.016	<0.005			<0.005	
3/4/2020			<0.005	<0.005		<0.005
3/26/2020		<0.005				
3/27/2020				<0.005	<0.005	
3/30/2020			<0.005			
3/31/2020	0.019					<0.005
9/16/2020				<0.005	<0.005	
9/17/2020						<0.005
9/18/2020	0.0042 (J)	<0.005				
9/21/2020			0.0016 (J)			
2/10/2021				<0.005		
2/12/2021	0.0079 (J)	<0.005				
2/16/2021					<0.005	<0.005
2/22/2021			<0.005			
3/15/2021				<0.005	<0.005	
3/16/2021	0.015	<0.005				<0.005
3/17/2021			<0.005			
8/16/2021				<0.005		
8/17/2021						<0.005
8/18/2021	0.0033 (J)	<0.005			<0.005	
8/19/2021			<0.005			

ND substitution: RL or RL/2 if <15% NDs.

Time Series

Constituent: Selenium (mg/L) Analysis Run 8/5/2024 9:49 AM

Plant Hammond Client: Southern Company Data: Hammond AP-1

	HGWC-11	HGWC-12	HGWC-13	HGWC-7	HGWC-8	HGWC-9
2/9/2022	0.0035 (J)	<0.005				<0.005
2/10/2022			<0.005	<0.005	<0.005	
8/3/2022	0.0057	<0.005	<0.005	<0.005	<0.005	
8/4/2022						<0.005
8/11/2022				<0.005		
1/26/2023	0.01	<0.005	<0.005			<0.005
1/27/2023				<0.005		
2/1/2023					<0.005	
7/13/2023					<0.005	
7/17/2023			<0.005			
8/10/2023	0.0089	<0.005				
8/11/2023						<0.005
8/12/2023			<0.005	<0.005	<0.005	
2/14/2024				<0.005	<0.005	
2/15/2024	0.0063	<0.005				<0.005
2/16/2024			<0.005			

ND substitution: RL or RL/2 if <15% NDs.

Time Series

Constituent: Selenium (mg/L) Analysis Run 8/5/2024 9:49 AM

Plant Hammond Client: Southern Company Data: Hammond AP-1

	MW-19	MW-20	MW-24D	MW-25D	MW-26D	MW-27D
3/13/2019		<0.005	<0.005		<0.005	<0.005
3/14/2019	<0.005			<0.005		
4/2/2019		<0.005				
4/3/2019	0.007 (J)			<0.005	<0.005	
4/4/2019						0.00012 (J)
4/8/2019			<0.005			
9/25/2019		<0.005				
9/26/2019			<0.005		<0.005	<0.005
9/27/2019	0.0013 (J)			<0.005		
3/2/2020		<0.005				
3/3/2020				<0.005		
3/4/2020	0.0044 (J)		<0.005		<0.005	<0.005
3/26/2020	0.0053 (J)			<0.005		
3/27/2020		<0.005				
3/30/2020			<0.005			
3/31/2020					<0.005	
4/2/2020						<0.005
9/17/2020		<0.005			<0.005	
9/18/2020				<0.005		<0.005
9/21/2020	0.0033 (J)		<0.005			
2/11/2021		<0.005				
2/12/2021	0.0021 (J)			<0.005		
2/16/2021			<0.005		<0.005	<0.005
3/12/2021						<0.005
3/15/2021		<0.005				
3/16/2021				<0.005		
3/17/2021	<0.005		<0.005		<0.005	
8/17/2021		<0.005			<0.005	<0.005
8/18/2021	0.0026 (J)					
8/19/2021			<0.005	<0.005		
2/9/2022	0.0036 (J)			<0.005	<0.005	
2/10/2022		<0.005	<0.005			<0.005
8/3/2022			<0.005			<0.005
8/4/2022	0.0022 (J)	<0.005		<0.005	<0.005	
1/26/2023	0.0056	<0.005	<0.005	<0.005	<0.005	
1/27/2023						<0.005
8/10/2023	0.0038 (J)	<0.005		<0.005		
8/11/2023					<0.005	
8/12/2023			<0.005			<0.005
2/14/2024		<0.005				
2/15/2024	0.0082		<0.005	<0.005	<0.005	
2/16/2024						<0.005

ND substitution: RL or RL/2 if <15% NDs.

Time Series

Constituent: Selenium (mg/L) Analysis Run 8/5/2024 9:49 AM

Plant Hammond Client: Southern Company Data: Hammond AP-1

	MW-28D	MW-29	MW-5	MW-6	MW-7
3/12/2019	<0.005	<0.005			
3/13/2019			0.0033 (J)	<0.005	0.0016 (J)
4/2/2019	<0.005	<0.005			
4/3/2019			0.0027 (J)	<0.005	<0.005
9/24/2019		<0.005			
9/25/2019			0.0021 (J)		
9/26/2019	<0.005			<0.005	0.0014 (J)
3/2/2020		<0.005	0.0041 (J)		
3/3/2020				<0.005	<0.005
3/4/2020	<0.005				
3/26/2020			0.0039 (J)		
3/27/2020	<0.005			<0.005	
3/30/2020		<0.005			0.0014 (J)
9/16/2020		<0.005			
9/17/2020			0.0028 (J)		
9/21/2020	<0.005			<0.005	0.0026 (J)
2/10/2021	<0.005				
2/15/2021		<0.005			<0.005
2/16/2021			0.0035 (J)	<0.005	
3/15/2021	<0.005	<0.005			0.0021 (J)
3/16/2021			0.0026 (J)	<0.005	
8/16/2021		<0.005			
8/17/2021			0.0017 (J)	<0.005	<0.005
8/18/2021	<0.005				
2/8/2022					0.0015 (J)
2/9/2022			0.0027 (J)	<0.005	
2/10/2022	<0.005	<0.005			
8/3/2022		<0.005	0.0032 (J)	<0.005	
8/4/2022	<0.005				<0.005
1/26/2023	<0.005	<0.005	0.0045 (J)	<0.005	<0.005
8/10/2023		<0.005	0.002 (J)	<0.005	<0.005
8/11/2023	<0.005				
2/14/2024	<0.005	<0.005		0.0013 (J)	<0.005
2/15/2024			0.0043 (J)		

ND substitution: RL or RL/2 if <15% NDs.

Time Series

Constituent: Sulfate (mg/L) Analysis Run 8/5/2024 9:49 AM

Plant Hammond Client: Southern Company Data: Hammond AP-1

	HGWA-1 (bg)	HGWA-2 (bg)	HGWA-3 (bg)	HGWA-43D (bg)	HGWA-44D (bg)	HGWC-10
5/19/2016	66.9	48.6	42.3			
5/23/2016						175
7/11/2016	41	45				
7/12/2016			44			190
8/30/2016	36	42	40			
9/1/2016						190
10/19/2016	46	44	43			
10/24/2016						190
12/6/2016	59	44	43			
12/7/2016						200
1/24/2017	46	46	48			
1/26/2017						90
3/21/2017	63	46	45			
3/22/2017						170
5/22/2017	77	48	46			
5/24/2017						190
10/3/2017	42	47	48			200
6/4/2018	71.8	47.8	46.6			
6/5/2018						205
10/1/2018	49.1	48.1	48.6			
10/2/2018						178
4/1/2019			50.4			
4/2/2019	84.3	48.7				
4/3/2019						159
9/23/2019	70.2	47.2	43.9			
9/27/2019						181
3/25/2020	85.9	46.3	50.5			
4/1/2020						59
6/16/2020	88.2		49.5			
9/15/2020	47.3	51.5	44.7			
9/16/2020				43	6.9	169
11/10/2020				39	6.3	
12/15/2020				38.8	6.7	
1/19/2021				37.3	7.4	
3/10/2021	49.6				<1	
3/11/2021		52.9	50.4	38.6		
3/12/2021						120
8/11/2021	48.9			30.5		
8/12/2021		47.4	38.6			
8/13/2021					56.1	
8/17/2021						156
2/1/2022	43.7	67.1	46	37.5	56.3	
2/9/2022						49.2
8/2/2022	58.1	86.9	43.5	37	13.2	
8/3/2022						119
1/23/2023			39.5			
1/24/2023	48.3	79.7		34.7	10.1	
1/27/2023						37.3
8/8/2023	67.7	89.9	35	25.6	1.3	
8/10/2023						128
2/13/2024	50.4	93.9	35.5	28.9	2	
2/15/2024						51.2

ND substitution: RL or RL/2 if <15% NDs.

Time Series

Constituent: Sulfate (mg/L) Analysis Run 8/5/2024 9:49 AM

Plant Hammond Client: Southern Company Data: Hammond AP-1

	HGWC-11	HGWC-12	HGWC-13	HGWC-7	HGWC-8	HGWC-9
5/20/2016				96	219	
5/23/2016	260	288	215			207
7/12/2016	390	320	210	100	230	230
9/1/2016	240	300	190	100	230	230
10/20/2016				110	240	240
10/24/2016	370	270	180			
12/6/2016				110	250	240
12/7/2016	260	280	120			
1/25/2017				110	260	
1/26/2017	230	260	83			270
3/21/2017				110	240	
3/22/2017	330	220	100			240
5/23/2017				110	270	240
5/24/2017	230	210	110			
10/3/2017	230	190	67	120	230	240
6/5/2018	204		187	117		
6/6/2018		162			190	214
10/2/2018				120	193	218
10/3/2018	233	191				
10/5/2018			78.3			
4/2/2019				127		
4/3/2019	298	176			194	214
4/5/2019			105			
9/24/2019					133	
9/25/2019				109		
9/26/2019			444			
9/27/2019	<10	198				214
3/26/2020		182				
3/27/2020				109	173	
3/30/2020			393			
3/31/2020	283					185
6/16/2020					157	
6/17/2020				102		
9/16/2020				109	194	
9/17/2020						209
9/18/2020	272	266				
9/21/2020			359			
3/15/2021				107	272	
3/16/2021	291	248				211
3/17/2021			384			
8/16/2021				98.1		
8/17/2021						207
8/18/2021	237	226			245	
8/19/2021			339			
2/9/2022	276	252				224
2/10/2022			371	97.5	224	
8/3/2022	254	236	451	105	241	
8/4/2022						243
8/11/2022				121		
1/26/2023	209	228	495			217
1/27/2023				119		
2/1/2023					179	

ND substitution: RL or RL/2 if <15% NDs.

Time Series

Constituent: Sulfate (mg/L) Analysis Run 8/5/2024 9:49 AM

Plant Hammond Client: Southern Company Data: Hammond AP-1

	HGWC-11	HGWC-12	HGWC-13	HGWC-7	HGWC-8	HGWC-9
7/13/2023					163	
7/17/2023			393			
8/10/2023	190	209				
8/11/2023						197
8/12/2023			347	84.2	170	
2/14/2024				102	137	
2/15/2024	208	240				199
2/16/2024			285			

Time Series

Constituent: Sulfate (mg/L) Analysis Run 8/5/2024 9:49 AM

Plant Hammond Client: Southern Company Data: Hammond AP-1

	MW-19	MW-20	MW-24D	MW-25D	MW-26D	MW-27D
4/2/2019		122				
4/3/2019	105			53	131	
4/4/2019						11.8
4/8/2019			97.3			
9/25/2019		112				
9/26/2019			91		189	15.6
9/27/2019	170			48		
3/26/2020	310			32.3		
3/27/2020		114				
3/30/2020			84.9			
3/31/2020					129	
4/2/2020						13.3
9/17/2020		110			174	
9/18/2020				27.4		7.5
9/21/2020	305		114			
3/12/2021						7.4
3/15/2021		109				
3/16/2021				9.4		
3/17/2021	260		137		212	
8/17/2021		98.6			194	8.2
8/18/2021	219					
8/19/2021			130	4.1		
2/9/2022	221			1.7	224	
2/10/2022		95.9	127			13.2
8/3/2022			135			9.5
8/4/2022	412	110		0.97 (J)	239	
1/26/2023	214	109	152	0.59 (J)	240	
1/27/2023						9.1
8/10/2023	210	100		0.62 (J)		
8/11/2023					159	
8/12/2023			146			7.6
2/14/2024		104				
2/15/2024	161		115	<1	219	
2/16/2024						6.7

ND substitution: RL or RL/2 if <15% NDs.

Time Series

Constituent: Sulfate (mg/L) Analysis Run 8/5/2024 9:49 AM

Plant Hammond Client: Southern Company Data: Hammond AP-1

	MW-28D	MW-29	MW-5	MW-6	MW-7
4/2/2019	67.7	151			
4/3/2019			218	228	75.3
9/24/2019		154			
9/25/2019			134		
9/26/2019	96.2			225	129
3/26/2020			176		
3/27/2020	36			204	
3/30/2020		130			46.2
9/16/2020		143			
9/17/2020			153		
9/21/2020	84.2			221	114
3/15/2021	50.1	148			92.1
3/16/2021			162	189	
8/16/2021		136			
8/17/2021			154	194	105
8/18/2021	82.1				
2/8/2022					80.4
2/9/2022			123	197	
2/10/2022	32.5	141			
8/3/2022		140	135	190	
8/4/2022	80.5				76
1/26/2023	40.8	161	137	203	26
8/10/2023		134	137	174	67.3
8/11/2023	15.4				
2/14/2024	61.6	146		189	24.5
2/15/2024			110		

Time Series

Constituent: Thallium (mg/L) Analysis Run 8/5/2024 9:49 AM

Plant Hammond Client: Southern Company Data: Hammond AP-1

	HGWA-1 (bg)	HGWA-2 (bg)	HGWA-3 (bg)	HGWA-43D (bg)	HGWA-44D (bg)	HGWC-10
5/19/2016	<0.001	<0.001	<0.001			
5/23/2016						<0.001
7/11/2016	<0.001	<0.001				
7/12/2016			<0.001			<0.001
8/30/2016	<0.001	<0.001	<0.001			
9/1/2016						<0.001
10/19/2016	<0.001	<0.001	<0.001			
10/24/2016						<0.001
12/6/2016	<0.001	<0.001	<0.001			
12/7/2016						<0.001
1/24/2017	<0.001	<0.001	<0.001			
1/26/2017						<0.001
3/21/2017	<0.001	3E-05 (J)	<0.001			
3/22/2017						<0.001
5/22/2017	<0.001	<0.001	<0.001			
5/24/2017						<0.001
4/2/2018	<0.001	<0.001				
4/3/2018			<0.001			
4/4/2018						<0.001
6/4/2018	<0.001	<0.001	<0.001			
6/5/2018						<0.001
10/1/2018	<0.001	<0.001	<0.001			
10/2/2018						<0.001
3/12/2019	<0.001	<0.001	<0.001			
3/13/2019						<0.001
4/1/2019			<0.001			
4/2/2019	<0.001	<0.001				
4/3/2019						<0.001
9/23/2019	<0.001	<0.001	<0.001			
9/27/2019						<0.001
3/2/2020	<0.001	<0.001	<0.001			
3/3/2020						<0.001
3/25/2020	<0.001	<0.001	<0.001			
4/1/2020						<0.001
9/15/2020	<0.001	<0.001	<0.001			
9/16/2020				<0.001	<0.001	<0.001
11/10/2020				<0.001	<0.001	
12/15/2020				<0.001	<0.001	
1/19/2021				<0.001	<0.001	
2/8/2021	<0.001					
2/9/2021		<0.001	<0.001	<0.001	<0.001	
2/15/2021						<0.001
3/10/2021	<0.001				<0.001	
3/11/2021		<0.001	<0.001	<0.001		
3/12/2021						<0.001
8/11/2021	<0.001			<0.001		
8/12/2021		<0.001	<0.001			
8/13/2021					<0.001	
8/17/2021						<0.001
2/1/2022	<0.001	<0.001	<0.001	<0.001	<0.001	
2/9/2022						<0.001
8/2/2022	<0.001	<0.001	<0.001	<0.001	<0.001	

ND substitution: RL or RL/2 if <15% NDs.

Time Series

Constituent: Thallium (mg/L) Analysis Run 8/5/2024 9:49 AM

Plant Hammond Client: Southern Company Data: Hammond AP-1

	HGWA-1 (bg)	HGWA-2 (bg)	HGWA-3 (bg)	HGWA-43D (bg)	HGWA-44D (bg)	HGWC-10
8/3/2022						<0.001
1/23/2023			<0.001			
1/24/2023	<0.001	<0.001		<0.001	<0.001	
1/27/2023						<0.001
8/8/2023	<0.001	<0.001	<0.001	<0.001	<0.001	
8/10/2023						<0.001
2/13/2024	<0.001	<0.001	<0.001	<0.001	<0.001	
2/15/2024						<0.001

ND substitution: RL or RL/2 if <15% NDs.

Time Series

Constituent: Thallium (mg/L) Analysis Run 8/5/2024 9:49 AM

Plant Hammond Client: Southern Company Data: Hammond AP-1

	HGWC-11	HGWC-12	HGWC-13	HGWC-7	HGWC-8	HGWC-9
5/20/2016				<0.001	<0.001	
5/23/2016	<0.001	<0.001	0.000378 (J)			<0.001
7/12/2016	8E-05 (J)	0.0002 (J)	0.0004 (J)	<0.001	7E-05 (J)	<0.001
9/1/2016	<0.001	<0.001	0.0004 (J)	<0.001	<0.001	<0.001
10/20/2016				<0.001	<0.001	<0.001
10/24/2016	<0.001	<0.001	0.0005 (J)			
12/6/2016				<0.001	<0.001	<0.001
12/7/2016	<0.001	<0.001	0.0004 (J)			
1/25/2017				<0.001	<0.001	
1/26/2017	<0.001	<0.001	0.0004 (J)			<0.001
3/21/2017				<0.001	9E-05 (J)	
3/22/2017	<0.001	0.0001 (J)	0.0004 (J)			<0.001
5/23/2017				<0.001	8E-05 (J)	<0.001
5/24/2017	8E-05 (J)	9E-05 (J)	0.0003 (J)			
4/3/2018				<0.001	<0.001	<0.001
4/4/2018	<0.001	<0.001	0.00032 (J)			
6/5/2018	<0.001		0.00035 (J)	<0.001		
6/6/2018		<0.001			<0.001	<0.001
10/2/2018				<0.001	<0.001	<0.001
10/3/2018	<0.001	<0.001				
10/5/2018			0.00025 (J)			
3/12/2019					<0.001	
3/13/2019	<0.001		0.00039 (J)	<0.001		<0.001
3/14/2019		<0.001				
4/2/2019				<0.001		
4/3/2019	<0.001	<0.001			<0.001	<0.001
4/5/2019			0.00034 (J)			
9/24/2019					0.00011 (J)	
9/25/2019				<0.001		
9/26/2019			0.00039 (J)			
9/27/2019	<0.001	8.8E-05 (J)				<0.001
3/3/2020	<0.001	6.6E-05 (J)			6.1E-05 (J)	
3/4/2020			0.00056 (J)	<0.001		<0.001
3/26/2020		8E-05 (J)				
3/27/2020				<0.001	7.7E-05 (J)	
3/30/2020			0.00048 (J)			
3/31/2020	<0.001					<0.001
9/16/2020				<0.001	<0.001	
9/17/2020						<0.001
9/18/2020	<0.001	<0.001				
9/21/2020			0.00036 (J)			
2/10/2021				<0.001		
2/12/2021	<0.001	<0.001				
2/16/2021					<0.001	<0.001
2/22/2021			0.0003 (J)			
3/15/2021				<0.001	<0.001	
3/16/2021	<0.001	<0.001				<0.001
3/17/2021			0.00037 (J)			
8/16/2021				<0.001		
8/17/2021						<0.001
8/18/2021	<0.001	<0.001			<0.001	
8/19/2021			0.0002 (J)			

ND substitution: RL or RL/2 if <15% NDs.

Time Series

Constituent: Thallium (mg/L) Analysis Run 8/5/2024 9:49 AM

Plant Hammond Client: Southern Company Data: Hammond AP-1

	HGWC-11	HGWC-12	HGWC-13	HGWC-7	HGWC-8	HGWC-9
2/9/2022	<0.001	<0.001				<0.001
2/10/2022			<0.001	<0.001	<0.001	
8/3/2022	<0.001	<0.001	<0.001	<0.001	0.00018 (J)	
8/4/2022						<0.001
8/11/2022				<0.001		
1/26/2023	<0.001	<0.001	0.00031 (J)			<0.001
1/27/2023				<0.001		
2/1/2023					<0.001	
7/13/2023					0.00026 (J)	
7/17/2023			0.0003 (J)			
8/10/2023	<0.001	<0.001				
8/11/2023						<0.001
8/12/2023			0.00028 (J)	<0.001	<0.001	
2/14/2024				<0.001	<0.001	
2/15/2024	<0.001	<0.001				<0.001
2/16/2024			<0.001			

ND substitution: RL or RL/2 if <15% NDs.

Time Series

Constituent: Thallium (mg/L) Analysis Run 8/5/2024 9:49 AM

Plant Hammond Client: Southern Company Data: Hammond AP-1

	MW-19	MW-20	MW-24D	MW-25D	MW-26D	MW-27D
3/13/2019		<0.001	<0.001		<0.001	<0.001
3/14/2019	<0.001			<0.001		
4/2/2019		<0.001				
4/3/2019	<0.001			<0.001	<0.001	
4/4/2019						<0.001
4/8/2019			<0.001			
9/25/2019		<0.001				
9/26/2019			<0.001		<0.001	<0.001
9/27/2019	0.00027 (J)			<0.001		
3/2/2020		<0.001				
3/3/2020				<0.001		
3/4/2020	0.00026 (J)		<0.001		<0.001	<0.001
3/26/2020	0.00026 (J)			<0.001		
3/27/2020		<0.001				
3/30/2020			<0.001			
3/31/2020					<0.001	
4/2/2020						<0.001
9/17/2020		<0.001			<0.001	
9/18/2020				<0.001		<0.001
9/21/2020	0.0003 (J)		<0.001			
2/11/2021		<0.001				
2/12/2021	0.00019 (J)			<0.001		
2/16/2021			<0.001		<0.001	<0.001
3/12/2021						<0.001
3/15/2021		<0.001				
3/16/2021				<0.001		
3/17/2021	0.00026 (J)		<0.001		<0.001	
8/17/2021		<0.001			<0.001	<0.001
8/18/2021	0.00023 (J)					
8/19/2021			<0.001	<0.001		
2/9/2022	<0.001			<0.001	<0.001	
2/10/2022		<0.001	<0.001			<0.001
8/3/2022			<0.001			<0.001
8/4/2022	0.00026 (J)	<0.001		<0.001	<0.001	
1/26/2023	<0.001	<0.001	<0.001	<0.001	<0.001	
1/27/2023						<0.001
8/10/2023	<0.001	<0.001		<0.001		
8/11/2023					<0.001	
8/12/2023			<0.001			<0.001
2/14/2024		<0.001				
2/15/2024	<0.001		<0.001	<0.001	<0.001	
2/16/2024						<0.001

ND substitution: RL or RL/2 if <15% NDs.

Time Series

Constituent: Thallium (mg/L) Analysis Run 8/5/2024 9:49 AM

Plant Hammond Client: Southern Company Data: Hammond AP-1

	MW-28D	MW-29	MW-5	MW-6	MW-7
3/12/2019	<0.001	<0.001			
3/13/2019			<0.001	<0.001	<0.001
4/2/2019	<0.001	<0.001			
4/3/2019			<0.001	<0.001	<0.001
9/24/2019		6.4E-05 (J)			
9/25/2019			<0.001		
9/26/2019	<0.001			<0.001	<0.001
3/2/2020		<0.001	<0.001		
3/3/2020				8.2E-05 (J)	<0.001
3/4/2020	9.2E-05 (J)				
3/26/2020			<0.001		
3/27/2020	<0.001			<0.001	
3/30/2020		<0.001			<0.001
9/16/2020		<0.001			
9/17/2020			<0.001		
9/21/2020	<0.001			<0.001	<0.001
2/10/2021	<0.001				
2/15/2021		<0.001			<0.001
2/16/2021			<0.001	<0.001	
3/15/2021	<0.001	<0.001			<0.001
3/16/2021			<0.001	<0.001	
8/16/2021		<0.001			
8/17/2021			<0.001	<0.001	<0.001
8/18/2021	<0.001				
2/8/2022					<0.001
2/9/2022			<0.001	<0.001	
2/10/2022	<0.001	<0.001			
8/3/2022		<0.001	<0.001	<0.001	
8/4/2022	<0.001				<0.001
1/26/2023	<0.001	<0.001	<0.001	<0.001	<0.001
8/10/2023		<0.001	<0.001	<0.001	<0.001
8/11/2023	<0.001				
2/14/2024	<0.001	<0.001		<0.001	<0.001
2/15/2024			<0.001		

ND substitution: RL or RL/2 if <15% NDs.

Time Series

Constituent: Total Dissolved Solids (mg/L) Analysis Run 8/5/2024 9:49 AM

Plant Hammond Client: Southern Company Data: Hammond AP-1

	HGWA-1 (bg)	HGWA-2 (bg)	HGWA-3 (bg)	HGWA-43D (bg)	HGWA-44D (bg)	HGWC-10
5/19/2016	421	143	267			
5/23/2016						629
7/11/2016	363	125				
7/12/2016			249			661
8/30/2016	330	168	254			
9/1/2016						769
10/19/2016	380	176	357			
10/24/2016						643
12/6/2016	377	145	285			
12/7/2016						697
1/24/2017	342	129	300			
1/26/2017						368
3/21/2017	340	103	288			
3/22/2017						683
5/22/2017	338	92	263			
5/24/2017						696
10/3/2017	343	127	300			746
6/4/2018	415	140	266			
6/5/2018						679
10/1/2018	354	135	291			
10/2/2018						572
4/1/2019			284			
4/2/2019	452	133				
4/3/2019						525
9/23/2019	442	129	268			
9/27/2019						624
3/25/2020	496	138	284			
4/1/2020						290
6/16/2020	632		448			
9/15/2020	265	124	258			
9/16/2020				272	270	490
11/10/2020				307	287	
12/15/2020				289	295	
1/19/2021				270	278	
3/10/2021	348				289	
3/11/2021		169	267	279		
3/12/2021						490 (H1)
8/11/2021	366			277		
8/12/2021		118	265			
8/13/2021					436	
8/17/2021						496
2/1/2022	270	156	350	156	444	
2/9/2022						250
8/2/2022	400	196	287	278	311	
8/3/2022						433
1/23/2023			293			
1/24/2023	369	164		271	363	
1/27/2023						188
8/8/2023	457	189	285	274	361	
8/10/2023						504
2/13/2024	402	214	284	291	379	
2/15/2024						229

Time Series

Constituent: Total Dissolved Solids (mg/L) Analysis Run 8/5/2024 9:49 AM

Plant Hammond Client: Southern Company Data: Hammond AP-1

	HGWC-11	HGWC-12	HGWC-13	HGWC-7	HGWC-8	HGWC-9
5/20/2016				427	711	
5/23/2016	564	1060	683			984
7/12/2016	627	909	563	410	704	887
9/1/2016	656	1480	702	484	763	956
10/20/2016				393	644	642
10/24/2016	836	868	647			
12/6/2016				492	733	899
12/7/2016	748	811	465			
1/25/2017				461	744	
1/26/2017	571	846	411			869
3/21/2017				415	818	
3/22/2017	597	804	427			936
5/23/2017				450	765	939
5/24/2017	566	803	377			
10/3/2017	443	608	268	464	812	1040
6/5/2018	489		528	459		
6/6/2018		535			611	810
10/2/2018				426	597	693
10/3/2018	449	607				
10/5/2018			322			
4/2/2019				428		
4/3/2019	483	462			543	673
4/5/2019			331			
9/24/2019					457	
9/25/2019				503		
9/26/2019			1010			
9/27/2019	528	653				730
3/26/2020		533				
3/27/2020				413	541	
3/30/2020			895			
3/31/2020	565					1010
6/16/2020					573	
6/17/2020				423		
9/16/2020				392	552	
9/17/2020						680
9/18/2020	626	704				
9/21/2020			732			
3/15/2021				370	614	
3/16/2021	558	614				672
3/17/2021			716			
8/16/2021				407		
8/17/2021						704
8/18/2021	566	600			620	
8/19/2021			726			
2/9/2022	544	678				756
2/10/2022			814	414	578	
8/3/2022	572	650	958	441	648	
8/4/2022						760
8/11/2022				445		
1/26/2023	429	624	962			745
1/27/2023				473		
2/1/2023					528	

Time Series

Constituent: Total Dissolved Solids (mg/L) Analysis Run 8/5/2024 9:49 AM

Plant Hammond Client: Southern Company Data: Hammond AP-1

	HGWC-11	HGWC-12	HGWC-13	HGWC-7	HGWC-8	HGWC-9
7/13/2023					513	
7/17/2023			817			
8/10/2023	438	683				
8/11/2023						757
8/12/2023			803	378	564	
2/14/2024				440	407	
2/15/2024	491	660				663
2/16/2024			666			

Time Series

Constituent: Total Dissolved Solids (mg/L) Analysis Run 8/5/2024 9:49 AM

Plant Hammond Client: Southern Company Data: Hammond AP-1

	MW-19	MW-20	MW-24D	MW-25D	MW-26D	MW-27D
4/2/2019		435				
4/3/2019	310			15 (J)	493	
4/4/2019						203
4/8/2019			323			
9/25/2019		461				
9/26/2019			360		643	265
9/27/2019	442			409		
3/26/2020	626			385		
3/27/2020		429				
3/30/2020			280			
3/31/2020					623	
4/2/2020						224
9/17/2020		460			732	
9/18/2020				382		211
9/21/2020	608		391			
3/12/2021						215
3/15/2021		406				
3/16/2021				347		
3/17/2021	543		420		738	
8/17/2021		437			746	239
8/18/2021	464					
8/19/2021			420	373		
2/9/2022	503			364	734	
2/10/2022		459	412			242
8/3/2022			415			230
8/4/2022	762	431		302	788	
1/26/2023	490	482	412	346	741	
1/27/2023						255
8/10/2023	524	429		325		
8/11/2023					706	
8/12/2023			449			238
2/14/2024		459				
2/15/2024	402		343	334	666	
2/16/2024						348

Time Series

Constituent: Total Dissolved Solids (mg/L) Analysis Run 8/5/2024 9:49 AM

Plant Hammond Client: Southern Company Data: Hammond AP-1

	MW-28D	MW-29	MW-5	MW-6	MW-7
4/2/2019	350	548			
4/3/2019			396	437	213
9/24/2019		603			
9/25/2019			460		
9/26/2019	418			735	383
3/26/2020			385		
3/27/2020	287			676	
3/30/2020		552			142
9/16/2020		547			
9/17/2020			486		
9/21/2020	393			656	326
3/15/2021	293	555			293
3/16/2021			333	600	
8/16/2021		512			
8/17/2021			339	656	344
8/18/2021	396				
2/8/2022					290
2/9/2022			314	652	
2/10/2022	299	508			
8/3/2022		538	391	666	
8/4/2022	378				246
1/26/2023	349	632	363	646	89
8/10/2023		564	423	626	305
8/11/2023	296				
2/14/2024	356	612		633	113
2/15/2024			328		

FIGURE B.

Sanitas™ v.10.0.20 Software licensed to Groundwater Stats Consulting. UG

Box & Whiskers Plot

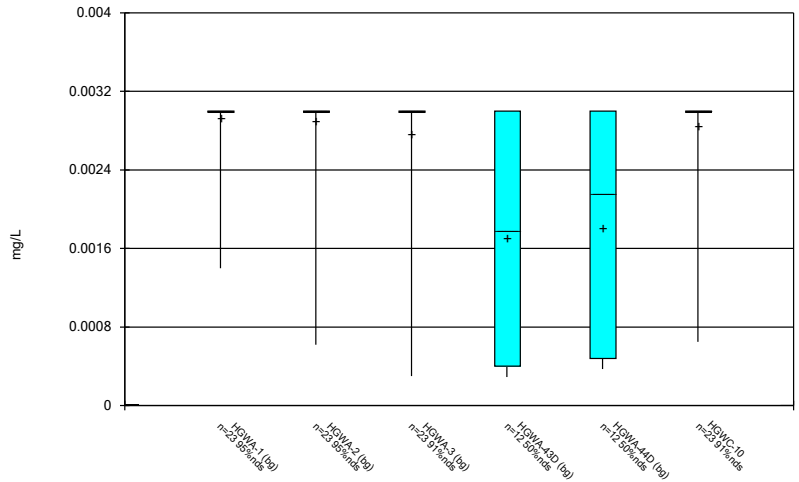

Constituent: Antimony Analysis Run 8/5/2024 9:56 AM

Plant Hammond Client: Southern Company Data: Hammond AP-1

Sanitas™ v.10.0.20 Software licensed to Groundwater Stats Consulting. UG

Box & Whiskers Plot

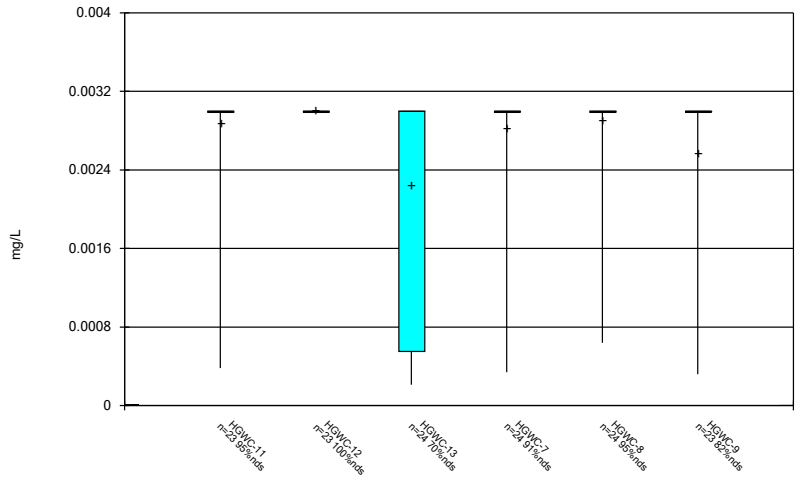

Constituent: Antimony Analysis Run 8/5/2024 9:56 AM

Plant Hammond Client: Southern Company Data: Hammond AP-1

Sanitas™ v.10.0.20 Software licensed to Groundwater Stats Consulting. UG

Box & Whiskers Plot

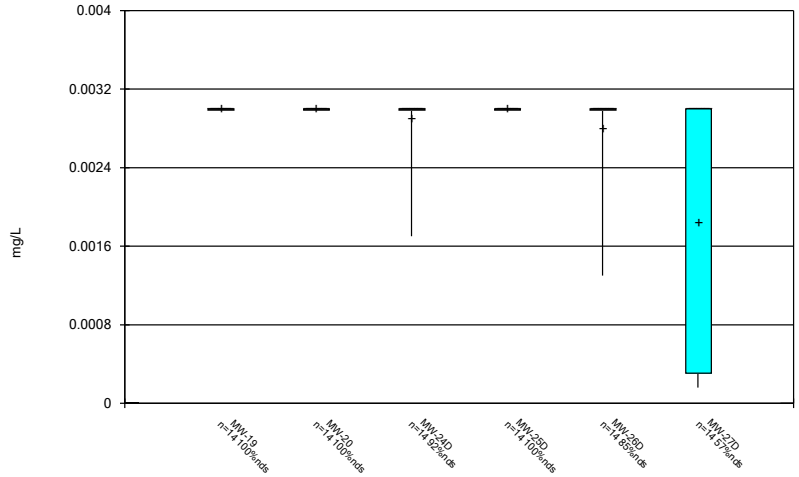

Constituent: Antimony Analysis Run 8/5/2024 9:56 AM

Plant Hammond Client: Southern Company Data: Hammond AP-1

Sanitas™ v.10.0.20 Software licensed to Groundwater Stats Consulting. UG

Box & Whiskers Plot

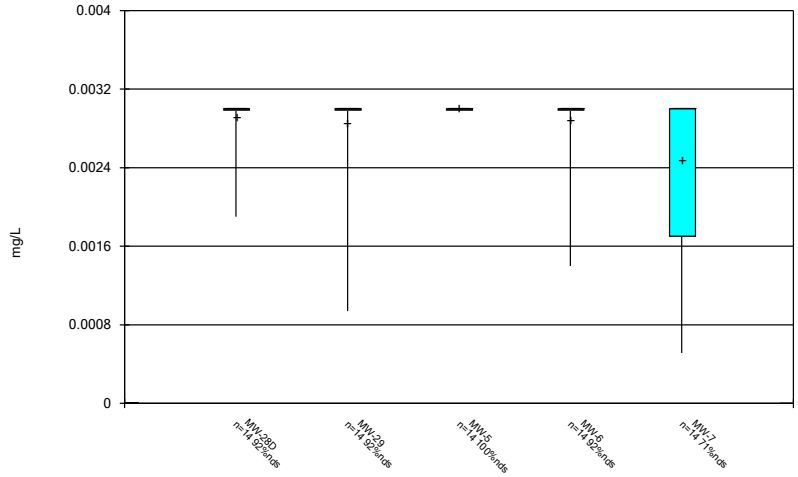

Constituent: Antimony Analysis Run 8/5/2024 9:56 AM

Plant Hammond Client: Southern Company Data: Hammond AP-1

Sanitas™ v.10.0.20 Software licensed to Groundwater Stats Consulting. UG

Box & Whiskers Plot

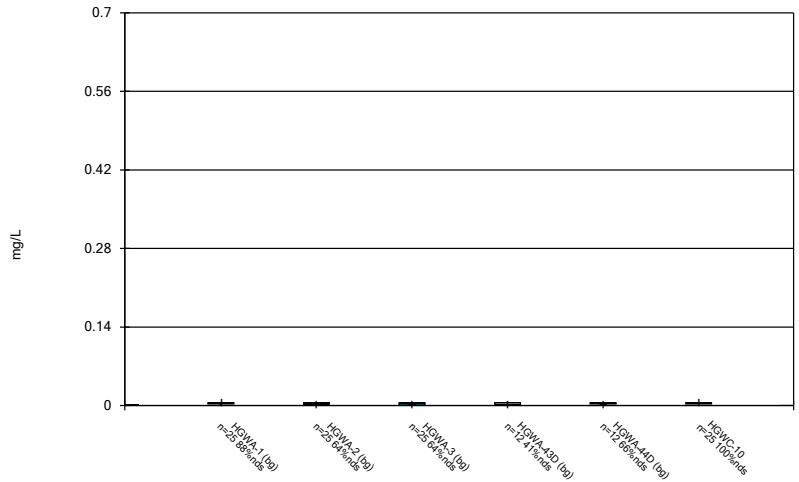

Constituent: Arsenic Analysis Run 8/5/2024 9:56 AM

Plant Hammond Client: Southern Company Data: Hammond AP-1

Sanitas™ v.10.0.20 Software licensed to Groundwater Stats Consulting. UG

Box & Whiskers Plot

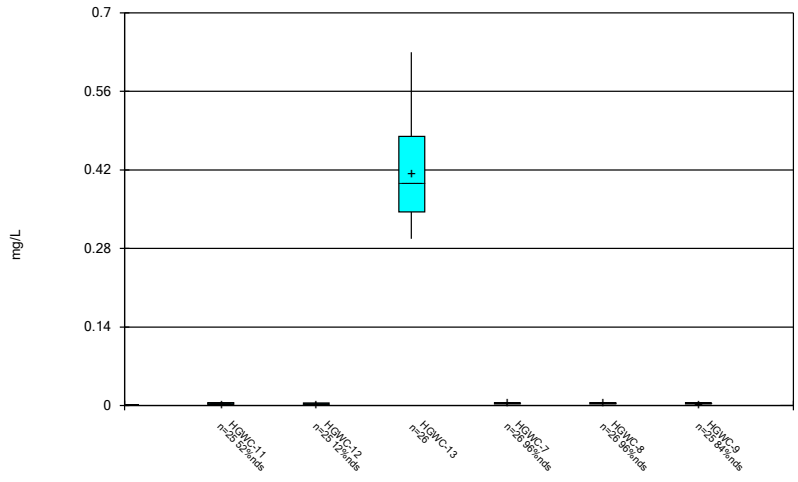

Constituent: Arsenic Analysis Run 8/5/2024 9:56 AM

Plant Hammond Client: Southern Company Data: Hammond AP-1

Sanitas™ v.10.0.20 Software licensed to Groundwater Stats Consulting. UG

Box & Whiskers Plot

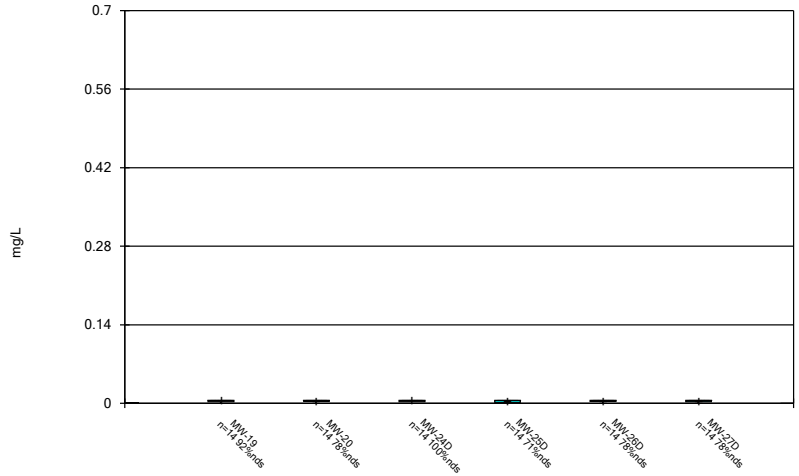

Constituent: Arsenic Analysis Run 8/5/2024 9:56 AM

Plant Hammond Client: Southern Company Data: Hammond AP-1

Sanitas™ v.10.0.20 Software licensed to Groundwater Stats Consulting. UG

Box & Whiskers Plot

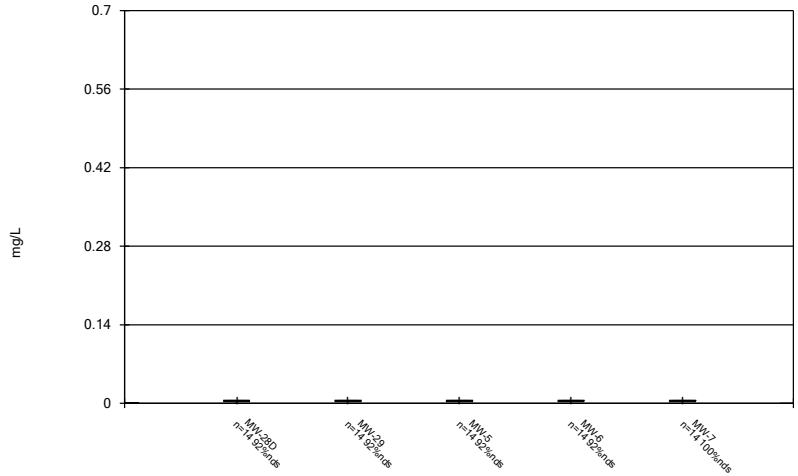

Constituent: Arsenic Analysis Run 8/5/2024 9:57 AM

Plant Hammond Client: Southern Company Data: Hammond AP-1

Sanitas™ v.10.0.20 Software licensed to Groundwater Stats Consulting. UG

Box & Whiskers Plot

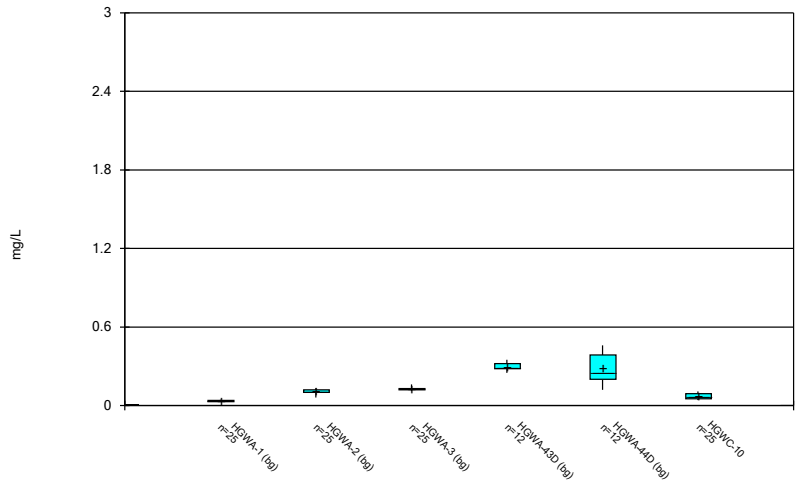

Constituent: Barium Analysis Run 8/5/2024 9:57 AM

Plant Hammond Client: Southern Company Data: Hammond AP-1

Sanitas™ v.10.0.20 Software licensed to Groundwater Stats Consulting. UG

Box & Whiskers Plot

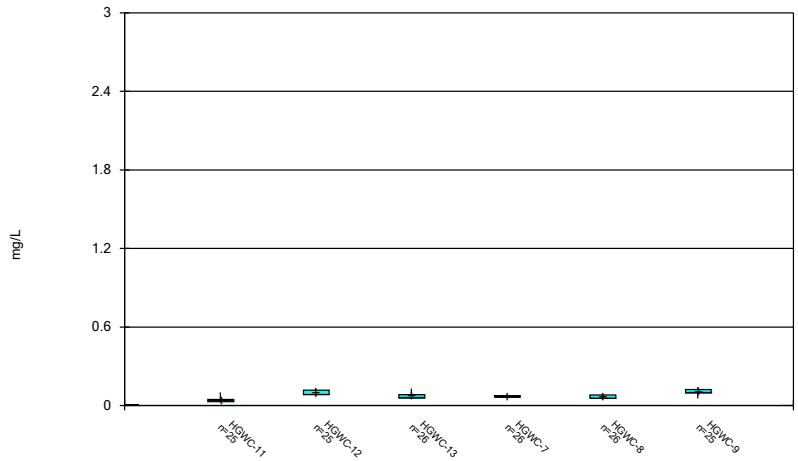

Constituent: Barium Analysis Run 8/5/2024 9:57 AM

Plant Hammond Client: Southern Company Data: Hammond AP-1

Sanitas™ v.10.0.20 Software licensed to Groundwater Stats Consulting. UG

Box & Whiskers Plot

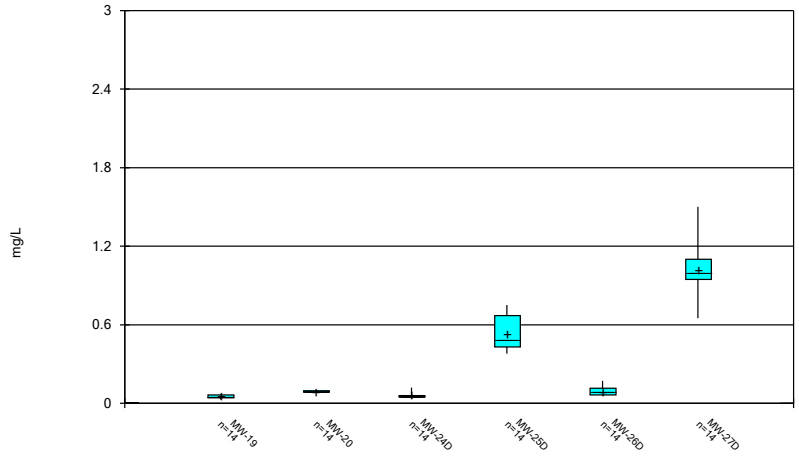

Constituent: Barium Analysis Run 8/5/2024 9:57 AM

Plant Hammond Client: Southern Company Data: Hammond AP-1

Sanitas™ v.10.0.20 Software licensed to Groundwater Stats Consulting. UG

Box & Whiskers Plot

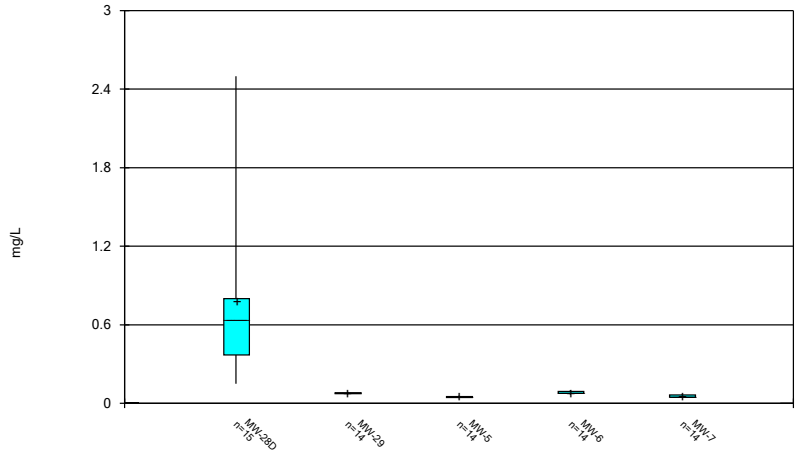

Constituent: Barium Analysis Run 8/5/2024 9:57 AM

Plant Hammond Client: Southern Company Data: Hammond AP-1

Sanitas™ v.10.0.20 Software licensed to Groundwater Stats Consulting. UG

Box & Whiskers Plot

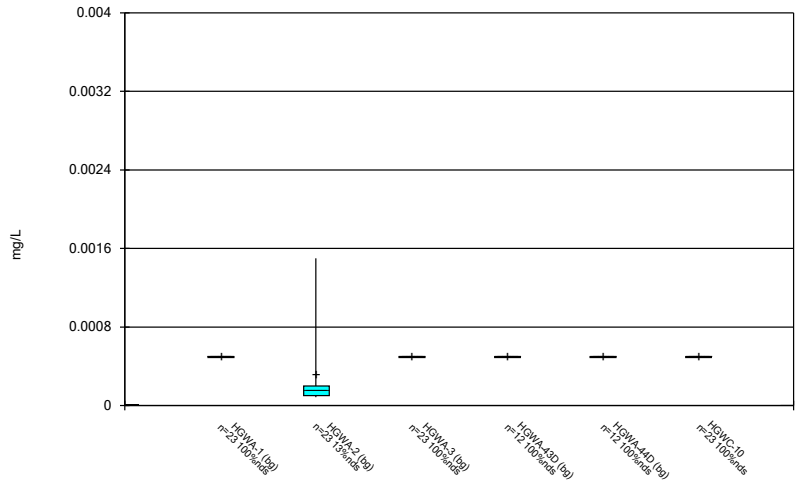

Constituent: Beryllium Analysis Run 8/5/2024 9:57 AM

Plant Hammond Client: Southern Company Data: Hammond AP-1

Sanitas™ v.10.0.20 Software licensed to Groundwater Stats Consulting. UG

Box & Whiskers Plot

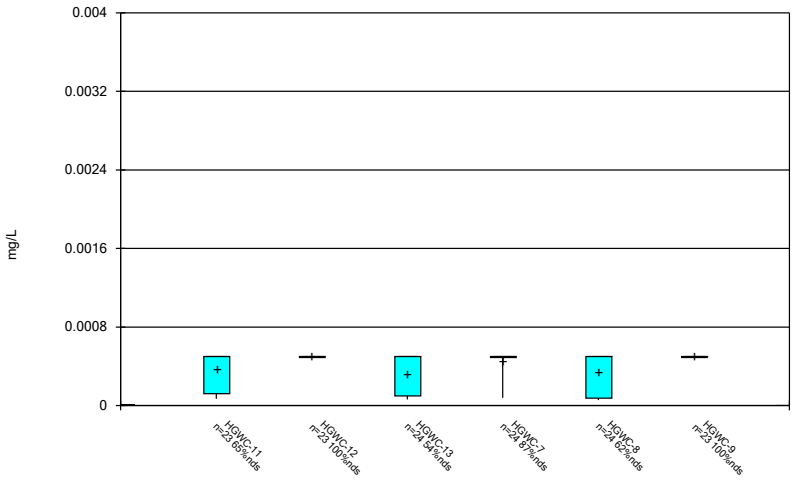

Constituent: Beryllium Analysis Run 8/5/2024 9:57 AM

Plant Hammond Client: Southern Company Data: Hammond AP-1

Sanitas™ v.10.0.20 Software licensed to Groundwater Stats Consulting. UG

Box & Whiskers Plot

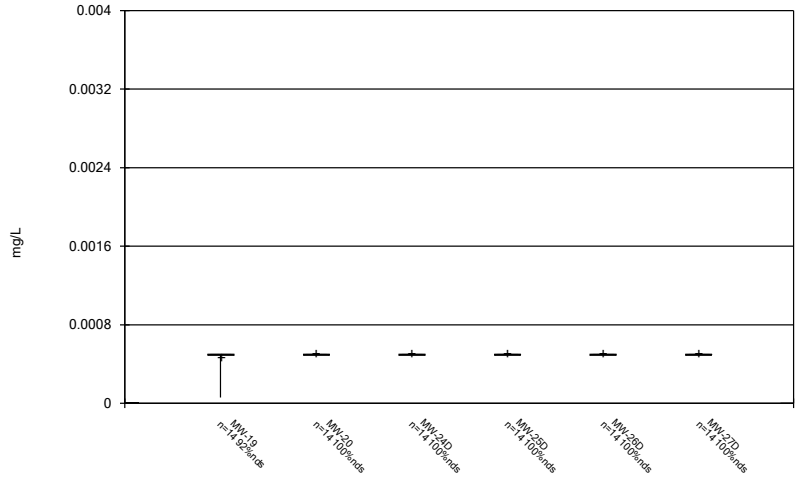

Constituent: Beryllium Analysis Run 8/5/2024 9:57 AM

Plant Hammond Client: Southern Company Data: Hammond AP-1

Sanitas™ v.10.0.20 Software licensed to Groundwater Stats Consulting. UG

Box & Whiskers Plot

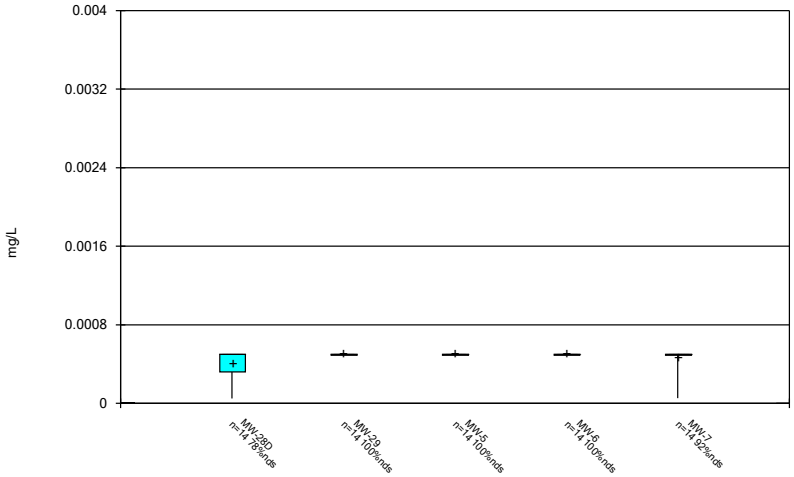

Constituent: Beryllium Analysis Run 8/5/2024 9:57 AM

Plant Hammond Client: Southern Company Data: Hammond AP-1

Sanitas™ v.10.0.20 Software licensed to Groundwater Stats Consulting. UG

Box & Whiskers Plot

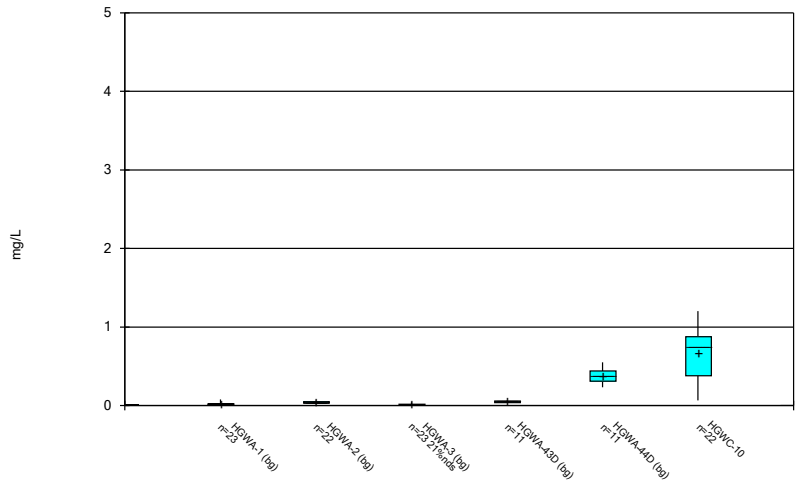

Constituent: Boron Analysis Run 8/5/2024 9:57 AM

Plant Hammond Client: Southern Company Data: Hammond AP-1

Sanitas™ v.10.0.20 Software licensed to Groundwater Stats Consulting. UG

Box & Whiskers Plot

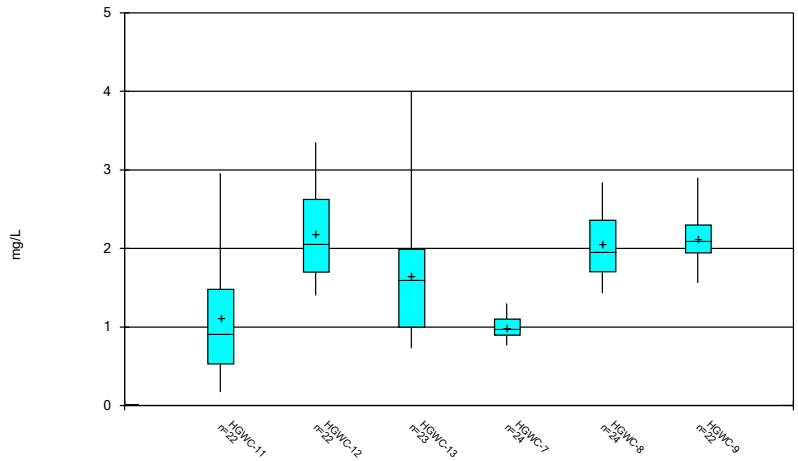

Constituent: Boron Analysis Run 8/5/2024 9:57 AM

Plant Hammond Client: Southern Company Data: Hammond AP-1

Sanitas™ v.10.0.20 Software licensed to Groundwater Stats Consulting. UG

Box & Whiskers Plot

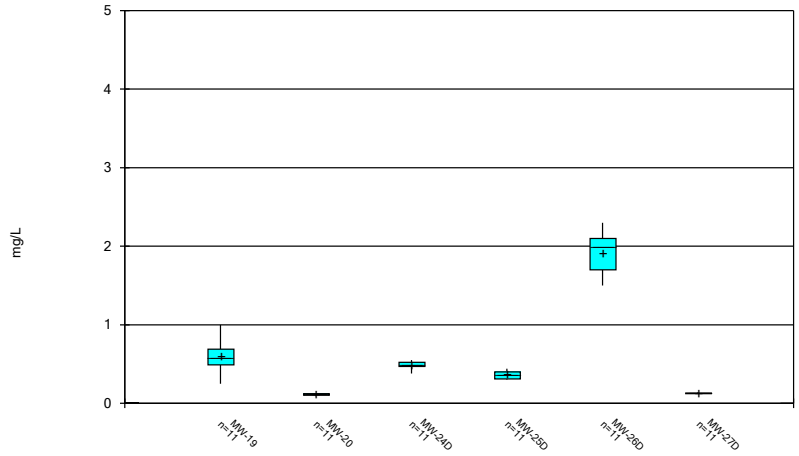

Constituent: Boron Analysis Run 8/5/2024 9:57 AM

Plant Hammond Client: Southern Company Data: Hammond AP-1

Sanitas™ v.10.0.20 Software licensed to Groundwater Stats Consulting. UG

Box & Whiskers Plot

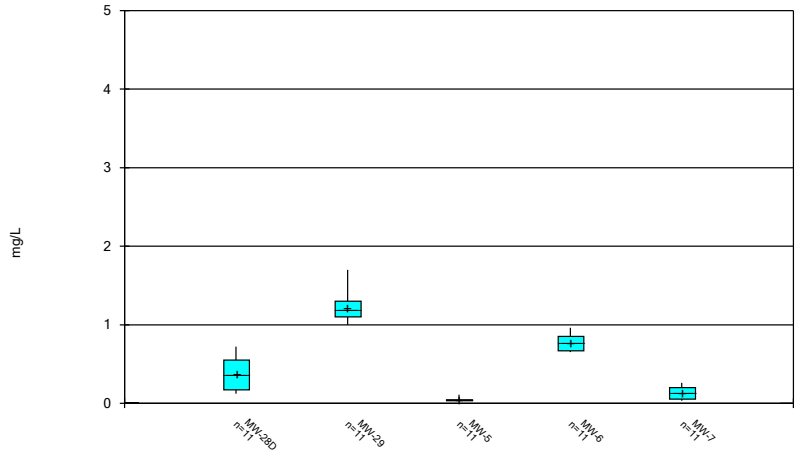

Constituent: Boron Analysis Run 8/5/2024 9:57 AM

Plant Hammond Client: Southern Company Data: Hammond AP-1

Sanitas™ v.10.0.20 Software licensed to Groundwater Stats Consulting. UG

Box & Whiskers Plot

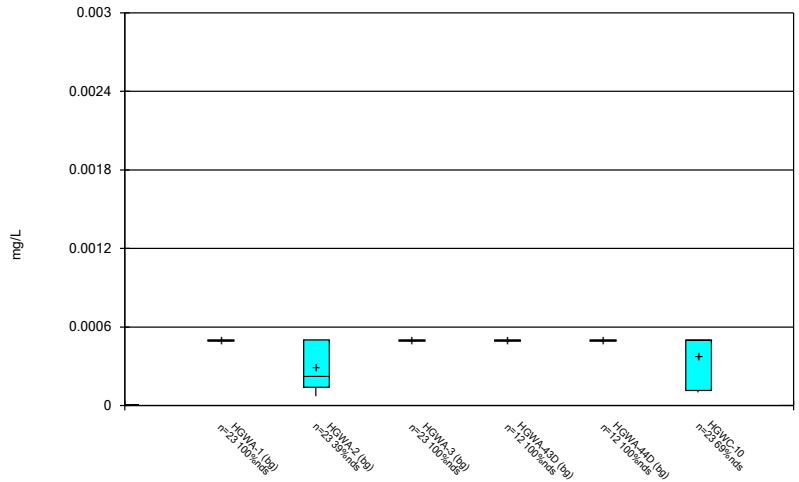

Constituent: Cadmium Analysis Run 8/5/2024 9:57 AM

Plant Hammond Client: Southern Company Data: Hammond AP-1

Sanitas™ v.10.0.20 Software licensed to Groundwater Stats Consulting. UG

Box & Whiskers Plot

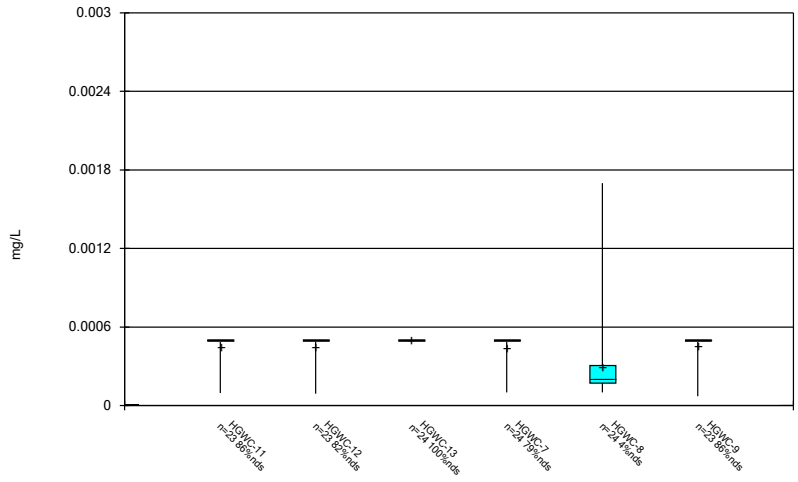

Constituent: Cadmium Analysis Run 8/5/2024 9:57 AM

Plant Hammond Client: Southern Company Data: Hammond AP-1

Sanitas™ v.10.0.20 Software licensed to Groundwater Stats Consulting. UG

Box & Whiskers Plot

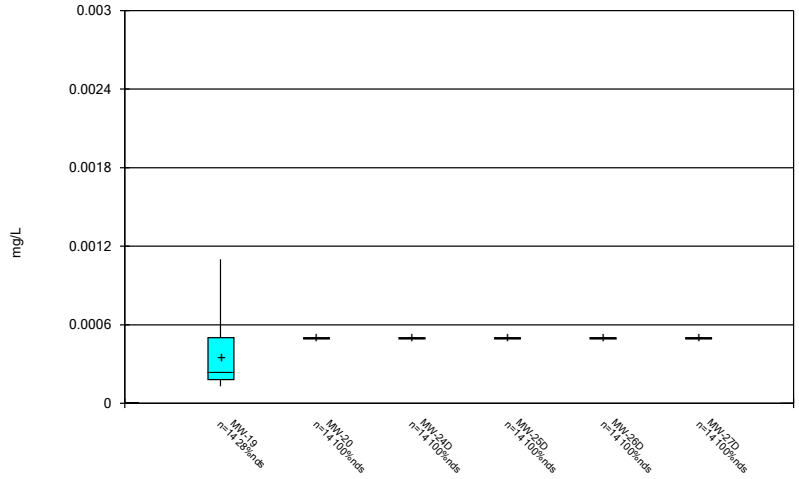

Constituent: Cadmium Analysis Run 8/5/2024 9:57 AM

Plant Hammond Client: Southern Company Data: Hammond AP-1

Sanitas™ v.10.0.20 Software licensed to Groundwater Stats Consulting. UG

Box & Whiskers Plot

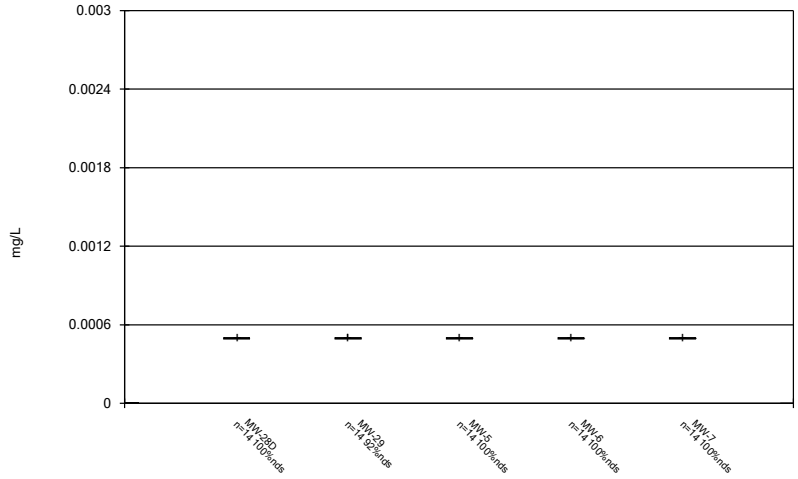

Constituent: Cadmium Analysis Run 8/5/2024 9:57 AM

Plant Hammond Client: Southern Company Data: Hammond AP-1

Sanitas™ v.10.0.20 Software licensed to Groundwater Stats Consulting. UG

Box & Whiskers Plot

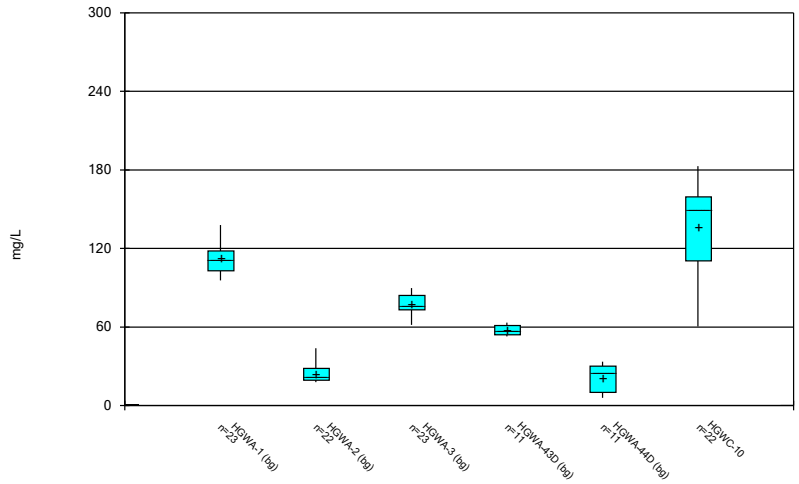

Constituent: Calcium Analysis Run 8/5/2024 9:57 AM

Plant Hammond Client: Southern Company Data: Hammond AP-1

Sanitas™ v.10.0.20 Software licensed to Groundwater Stats Consulting. UG

Box & Whiskers Plot

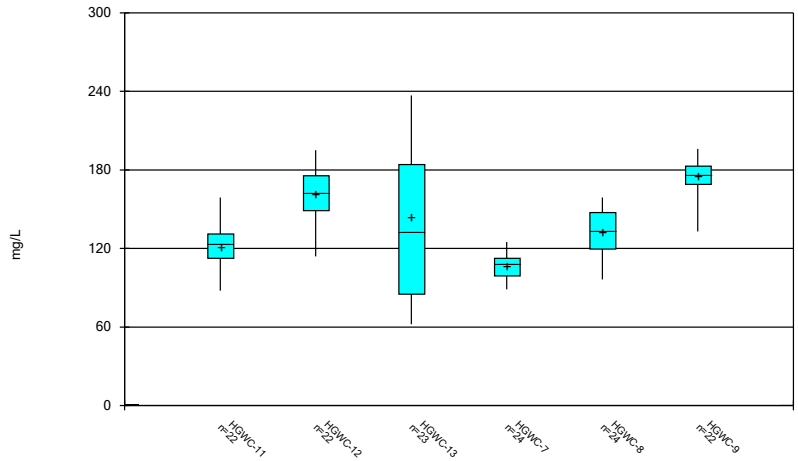

Constituent: Calcium Analysis Run 8/5/2024 9:57 AM

Plant Hammond Client: Southern Company Data: Hammond AP-1

Sanitas™ v.10.0.20 Software licensed to Groundwater Stats Consulting. UG

Box & Whiskers Plot

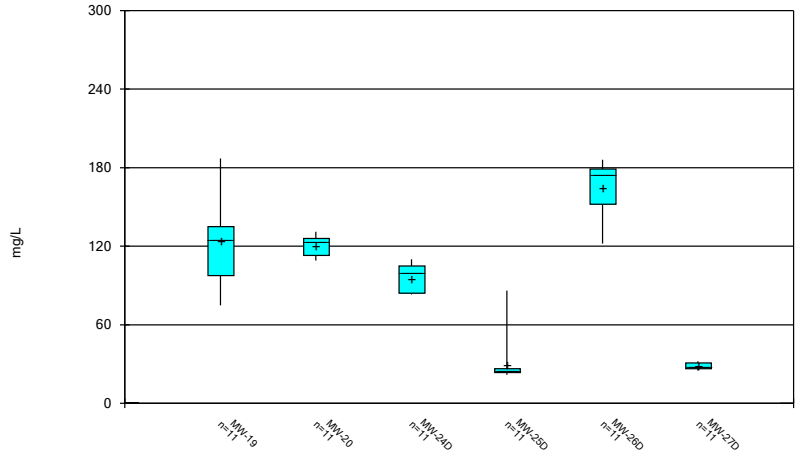

Constituent: Calcium Analysis Run 8/5/2024 9:57 AM

Plant Hammond Client: Southern Company Data: Hammond AP-1

Sanitas™ v.10.0.20 Software licensed to Groundwater Stats Consulting. UG

Box & Whiskers Plot

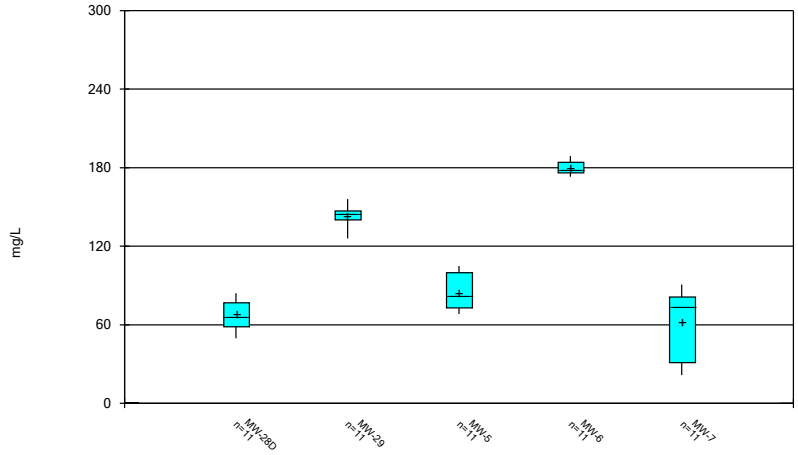

Constituent: Calcium Analysis Run 8/5/2024 9:57 AM

Plant Hammond Client: Southern Company Data: Hammond AP-1

Sanitas™ v.10.0.20 Software licensed to Groundwater Stats Consulting. UG

Box & Whiskers Plot

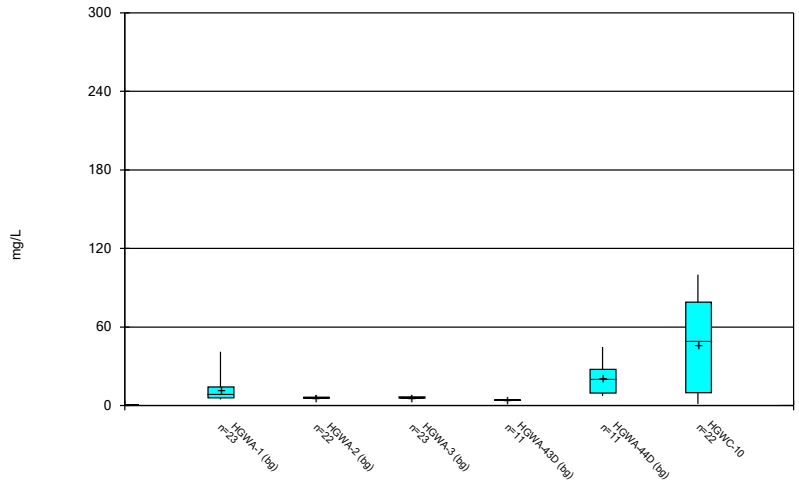

Constituent: Chloride Analysis Run 8/5/2024 9:57 AM

Plant Hammond Client: Southern Company Data: Hammond AP-1

Sanitas™ v.10.0.20 Software licensed to Groundwater Stats Consulting. UG

Box & Whiskers Plot

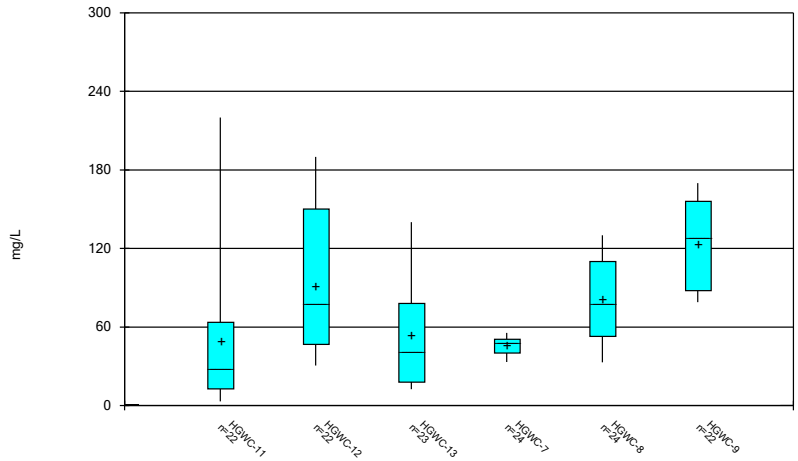

Constituent: Chloride Analysis Run 8/5/2024 9:57 AM

Plant Hammond Client: Southern Company Data: Hammond AP-1

Sanitas™ v.10.0.20 Software licensed to Groundwater Stats Consulting. UG

Box & Whiskers Plot

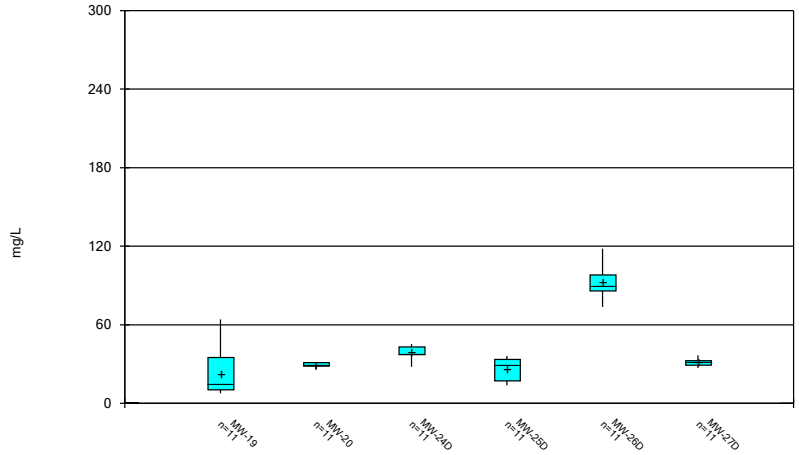

Constituent: Chloride Analysis Run 8/5/2024 9:57 AM

Plant Hammond Client: Southern Company Data: Hammond AP-1

Sanitas™ v.10.0.20 Software licensed to Groundwater Stats Consulting. UG

Box & Whiskers Plot

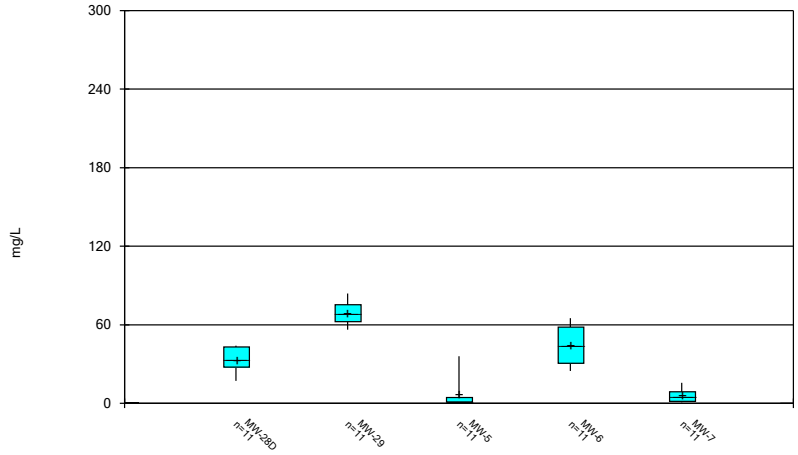

Constituent: Chloride Analysis Run 8/5/2024 9:57 AM

Plant Hammond Client: Southern Company Data: Hammond AP-1

Sanitas™ v.10.0.20 Software licensed to Groundwater Stats Consulting. UG

Box & Whiskers Plot

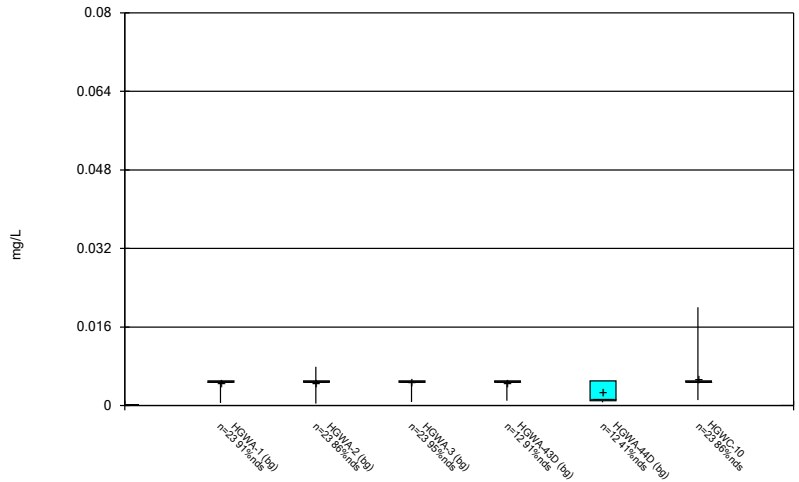

Constituent: Chromium Analysis Run 8/5/2024 9:57 AM

Plant Hammond Client: Southern Company Data: Hammond AP-1

Sanitas™ v.10.0.20 Software licensed to Groundwater Stats Consulting. UG

Box & Whiskers Plot

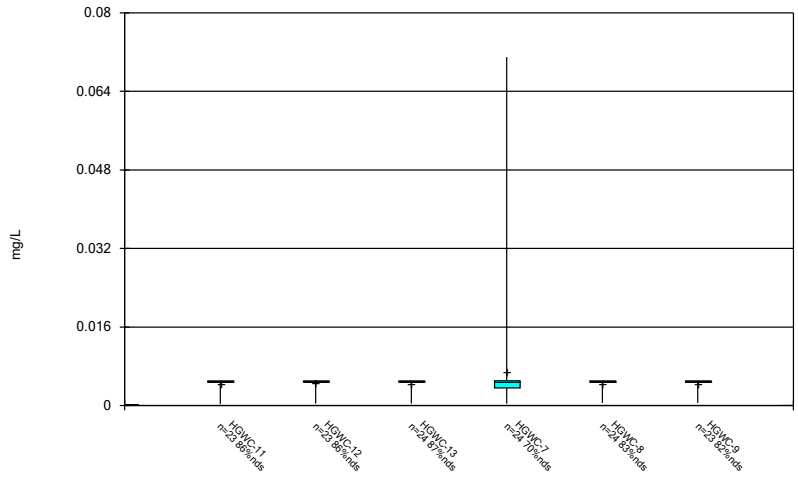

Constituent: Chromium Analysis Run 8/5/2024 9:57 AM

Plant Hammond Client: Southern Company Data: Hammond AP-1

Sanitas™ v.10.0.20 Software licensed to Groundwater Stats Consulting. UG

Box & Whiskers Plot

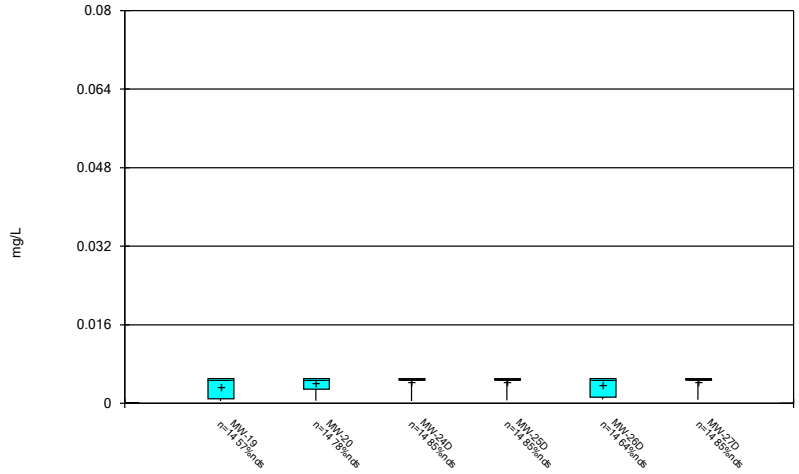

Constituent: Chromium Analysis Run 8/5/2024 9:57 AM

Plant Hammond Client: Southern Company Data: Hammond AP-1

Sanitas™ v.10.0.20 Software licensed to Groundwater Stats Consulting. UG

Box & Whiskers Plot

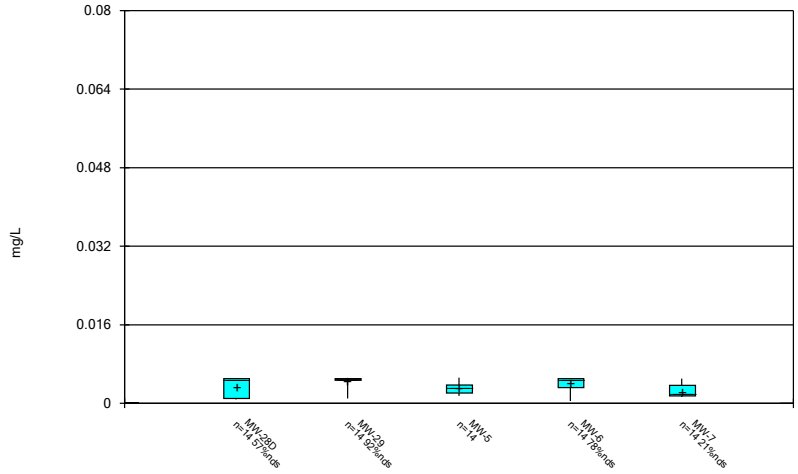

Constituent: Chromium Analysis Run 8/5/2024 9:57 AM

Plant Hammond Client: Southern Company Data: Hammond AP-1

Sanitas™ v.10.0.20 Software licensed to Groundwater Stats Consulting. UG

Box & Whiskers Plot

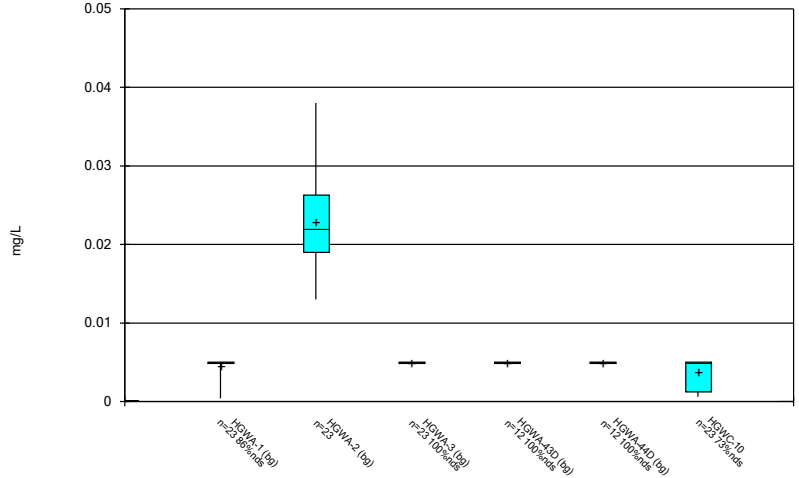

Constituent: Cobalt Analysis Run 8/5/2024 9:57 AM

Plant Hammond Client: Southern Company Data: Hammond AP-1

Sanitas™ v.10.0.20 Software licensed to Groundwater Stats Consulting. UG

Box & Whiskers Plot

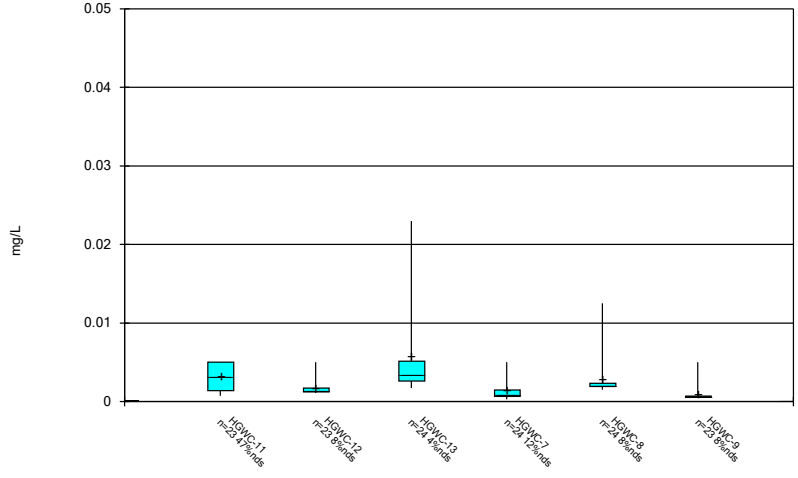

Constituent: Cobalt Analysis Run 8/5/2024 9:57 AM

Plant Hammond Client: Southern Company Data: Hammond AP-1

Sanitas™ v.10.0.20 Software licensed to Groundwater Stats Consulting. UG

Box & Whiskers Plot

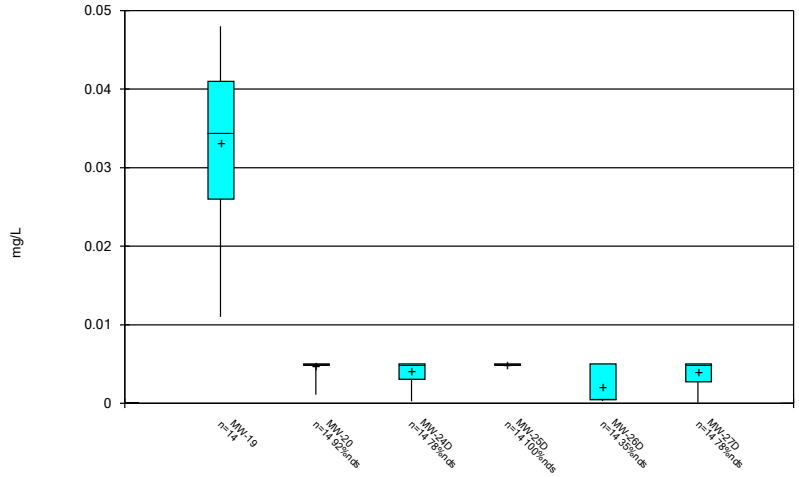

Constituent: Cobalt Analysis Run 8/5/2024 9:57 AM

Plant Hammond Client: Southern Company Data: Hammond AP-1

Sanitas™ v.10.0.20 Software licensed to Groundwater Stats Consulting. UG

Box & Whiskers Plot

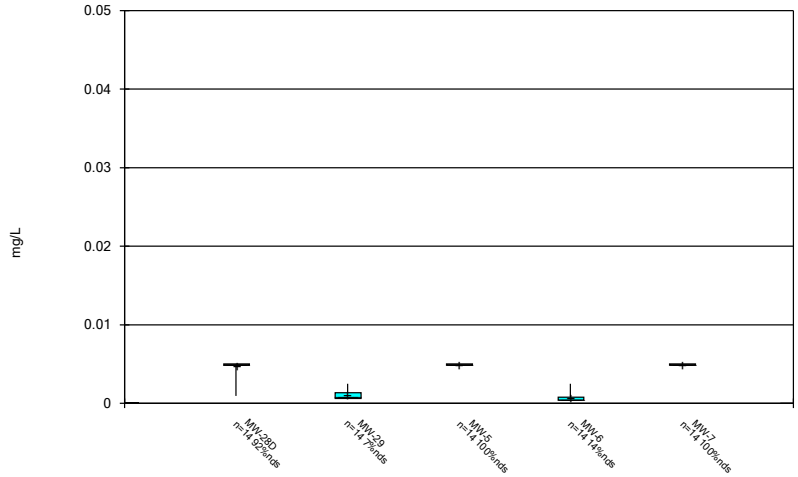

Constituent: Cobalt Analysis Run 8/5/2024 9:57 AM

Plant Hammond Client: Southern Company Data: Hammond AP-1

Sanitas™ v.10.0.20 Software licensed to Groundwater Stats Consulting. UG

Box & Whiskers Plot

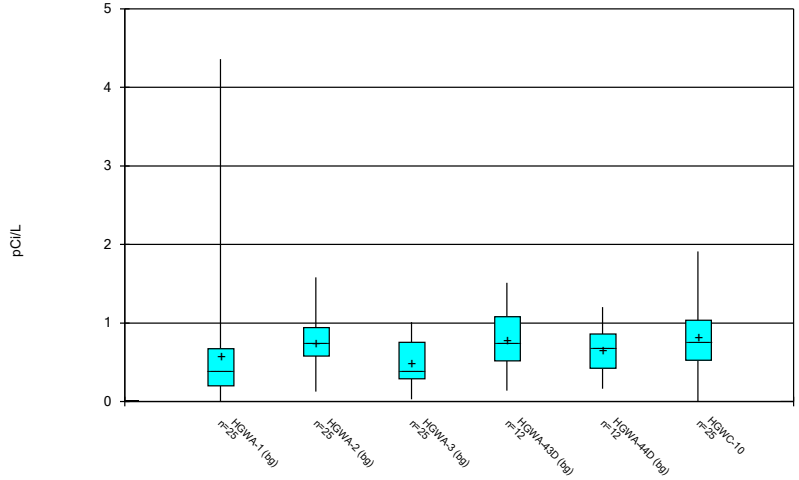

Constituent: Combined Radium 226 + 228 Analysis Run 8/5/2024 9:57 AM

Plant Hammond Client: Southern Company Data: Hammond AP-1

Sanitas™ v.10.0.20 Software licensed to Groundwater Stats Consulting. UG

Box & Whiskers Plot

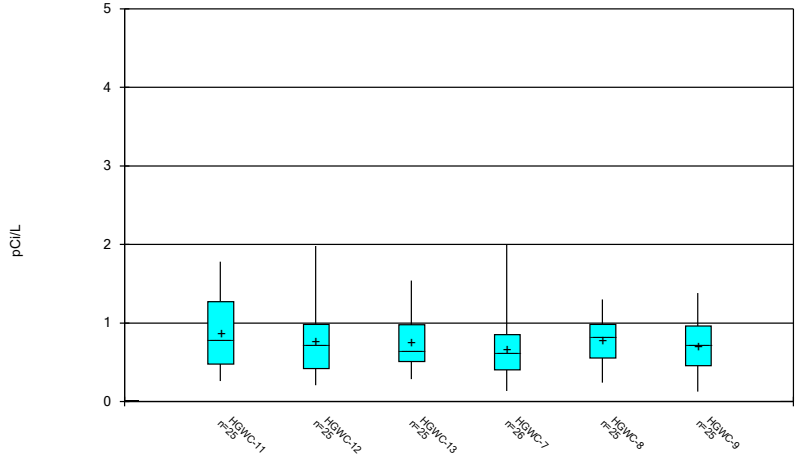

Constituent: Combined Radium 226 + 228 Analysis Run 8/5/2024 9:57 AM

Plant Hammond Client: Southern Company Data: Hammond AP-1

Sanitas™ v.10.0.20 Software licensed to Groundwater Stats Consulting. UG

Box & Whiskers Plot

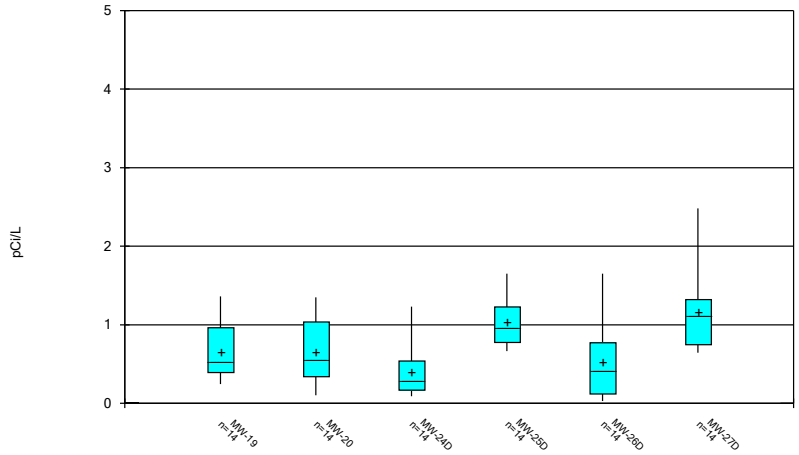

Constituent: Combined Radium 226 + 228 Analysis Run 8/5/2024 9:57 AM

Plant Hammond Client: Southern Company Data: Hammond AP-1

Sanitas™ v.10.0.20 Software licensed to Groundwater Stats Consulting. UG

Box & Whiskers Plot

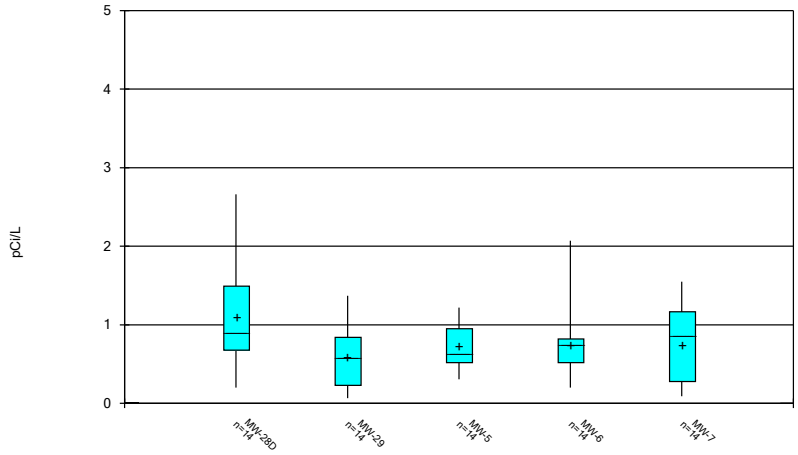

Constituent: Combined Radium 226 + 228 Analysis Run 8/5/2024 9:57 AM

Plant Hammond Client: Southern Company Data: Hammond AP-1

Sanitas™ v.10.0.20 Software licensed to Groundwater Stats Consulting. UG

Box & Whiskers Plot

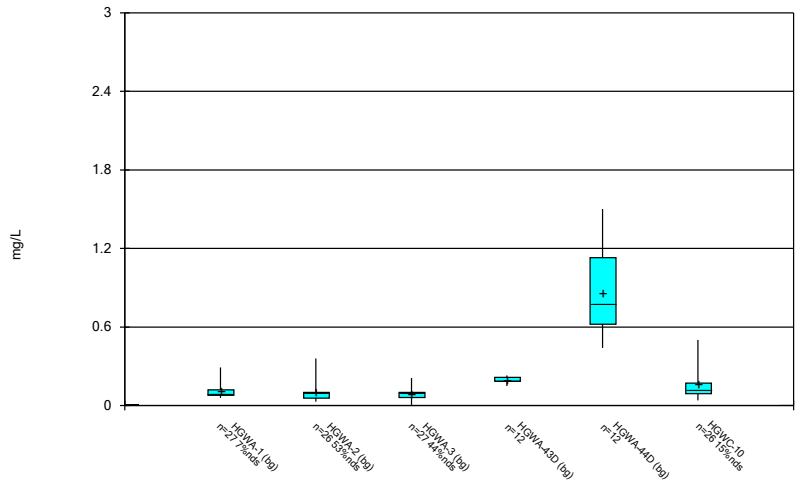

Constituent: Fluoride Analysis Run 8/5/2024 9:57 AM

Plant Hammond Client: Southern Company Data: Hammond AP-1

Sanitas™ v.10.0.20 Software licensed to Groundwater Stats Consulting. UG

Box & Whiskers Plot

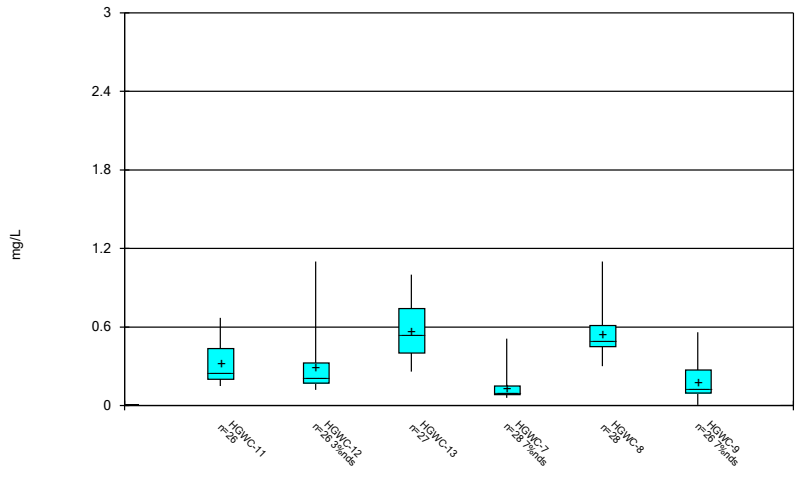

Constituent: Fluoride Analysis Run 8/5/2024 9:57 AM

Plant Hammond Client: Southern Company Data: Hammond AP-1

Sanitas™ v.10.0.20 Software licensed to Groundwater Stats Consulting. UG

Box & Whiskers Plot

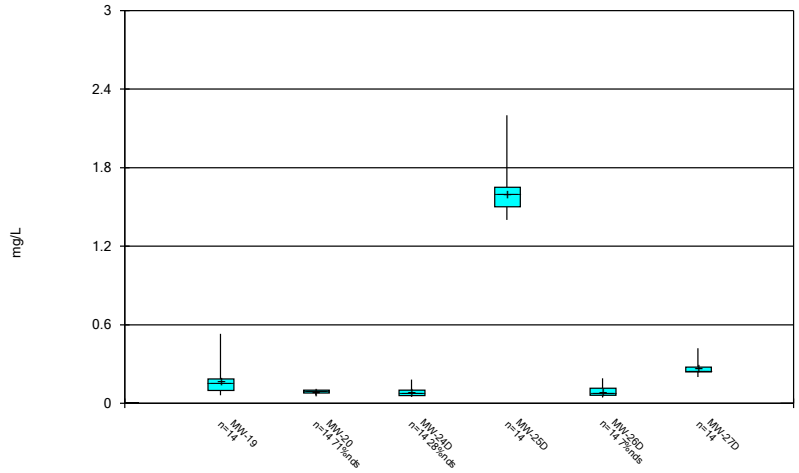

Constituent: Fluoride Analysis Run 8/5/2024 9:57 AM

Plant Hammond Client: Southern Company Data: Hammond AP-1

Sanitas™ v.10.0.20 Software licensed to Groundwater Stats Consulting. UG

Box & Whiskers Plot

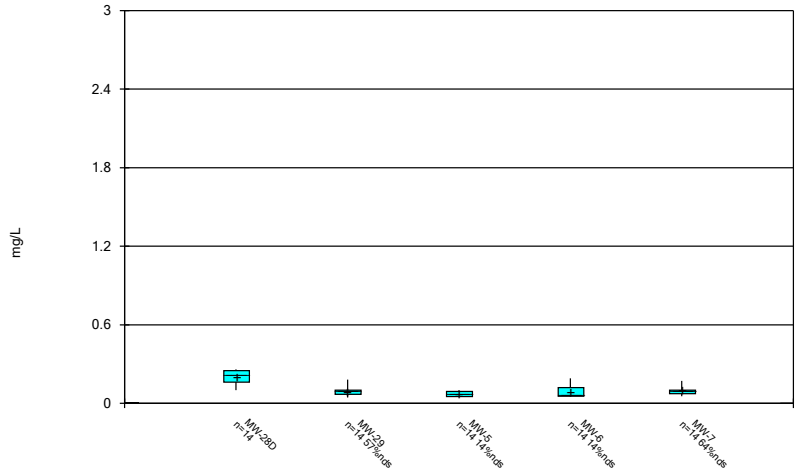

Constituent: Fluoride Analysis Run 8/5/2024 9:57 AM

Plant Hammond Client: Southern Company Data: Hammond AP-1

Sanitas™ v.10.0.20 Software licensed to Groundwater Stats Consulting. UG

Box & Whiskers Plot

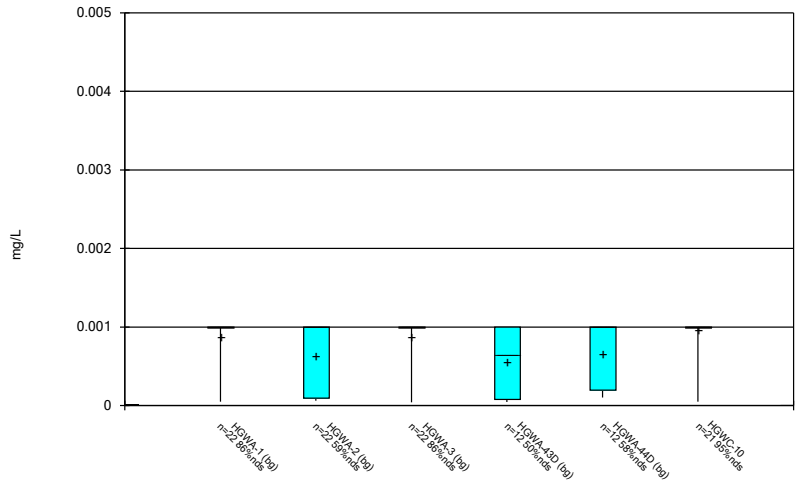

Constituent: Lead Analysis Run 8/5/2024 9:57 AM

Plant Hammond Client: Southern Company Data: Hammond AP-1

Sanitas™ v.10.0.20 Software licensed to Groundwater Stats Consulting. UG

Box & Whiskers Plot

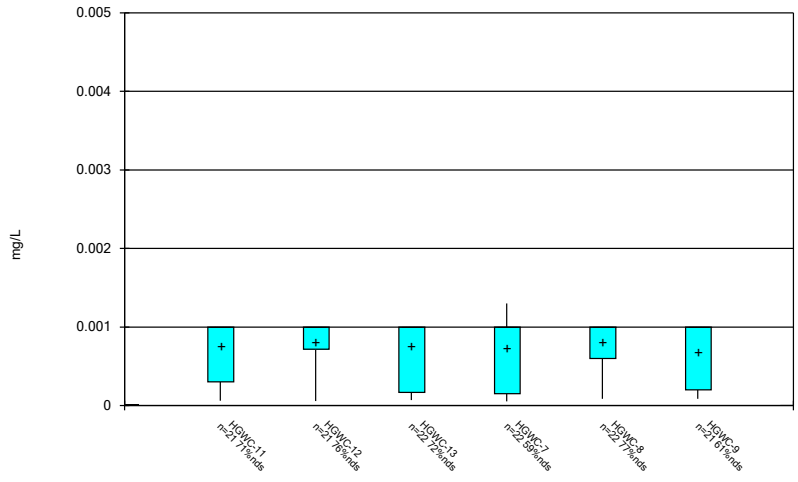

Constituent: Lead Analysis Run 8/5/2024 9:57 AM

Plant Hammond Client: Southern Company Data: Hammond AP-1

Sanitas™ v.10.0.20 Software licensed to Groundwater Stats Consulting. UG

Box & Whiskers Plot

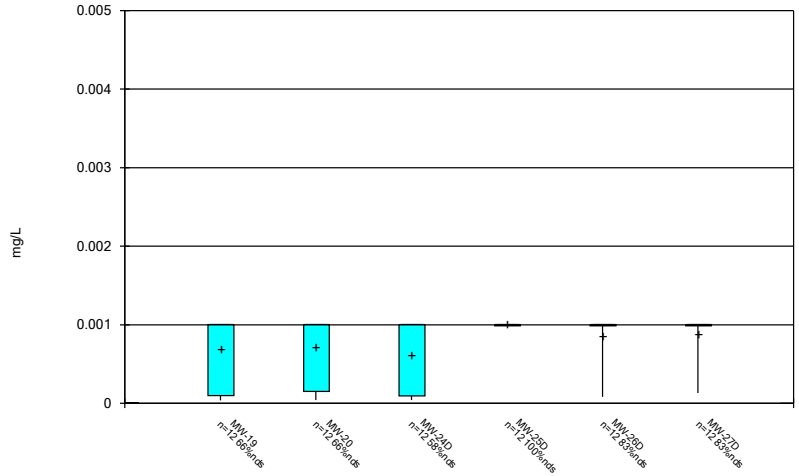

Constituent: Lead Analysis Run 8/5/2024 9:57 AM

Plant Hammond Client: Southern Company Data: Hammond AP-1

Sanitas™ v.10.0.20 Software licensed to Groundwater Stats Consulting. UG

Box & Whiskers Plot

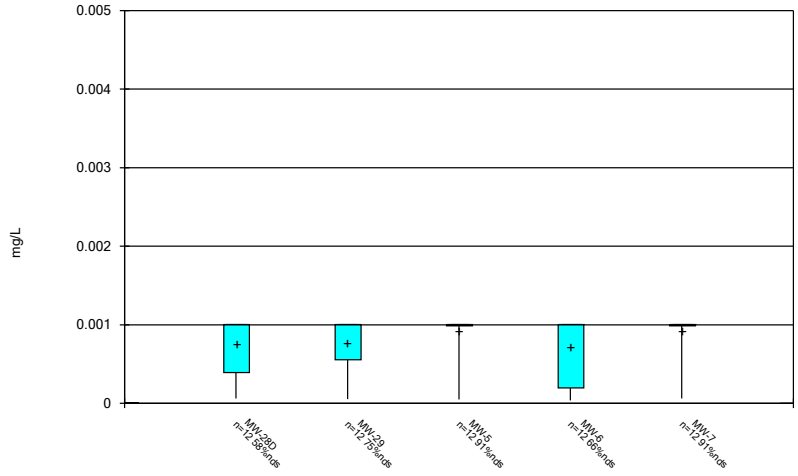

Constituent: Lead Analysis Run 8/5/2024 9:57 AM

Plant Hammond Client: Southern Company Data: Hammond AP-1

Sanitas™ v.10.0.20 Software licensed to Groundwater Stats Consulting. UG

Box & Whiskers Plot

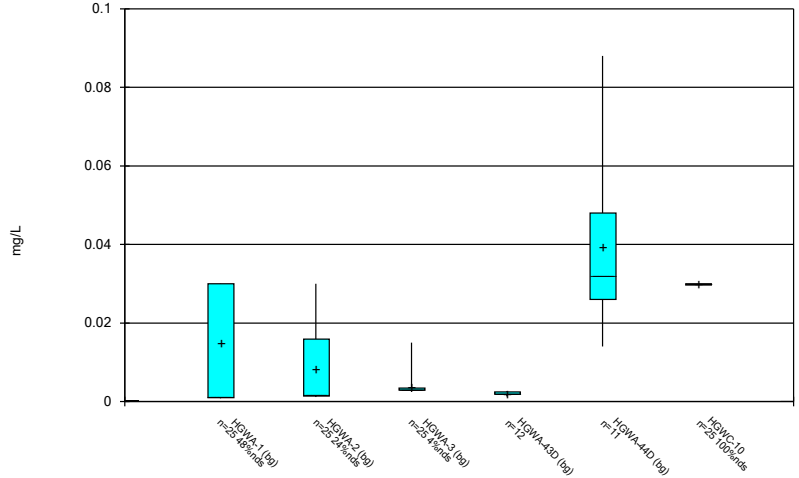

Constituent: Lithium Analysis Run 8/5/2024 9:57 AM

Plant Hammond Client: Southern Company Data: Hammond AP-1

Sanitas™ v.10.0.20 Software licensed to Groundwater Stats Consulting. UG

Box & Whiskers Plot

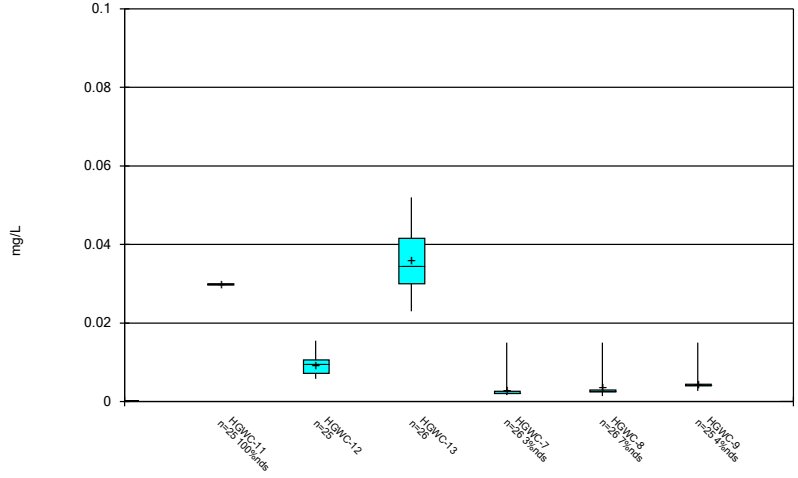

Constituent: Lithium Analysis Run 8/5/2024 9:57 AM

Plant Hammond Client: Southern Company Data: Hammond AP-1

Sanitas™ v.10.0.20 Software licensed to Groundwater Stats Consulting. UG

Box & Whiskers Plot

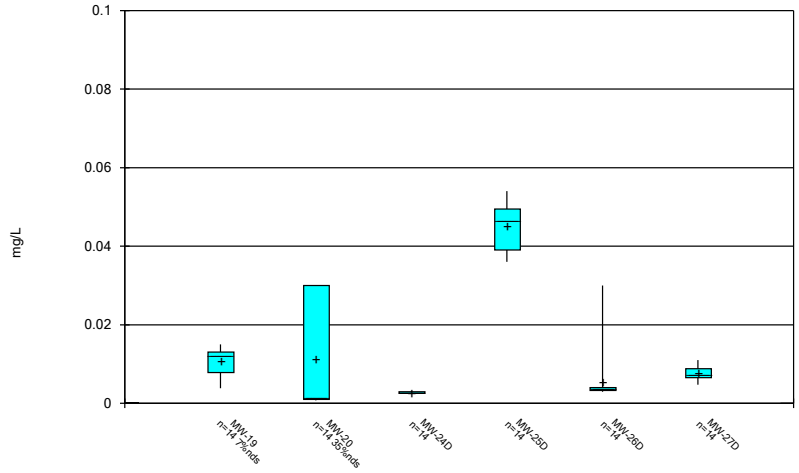

Constituent: Lithium Analysis Run 8/5/2024 9:57 AM

Plant Hammond Client: Southern Company Data: Hammond AP-1

Sanitas™ v.10.0.20 Software licensed to Groundwater Stats Consulting. UG

Box & Whiskers Plot

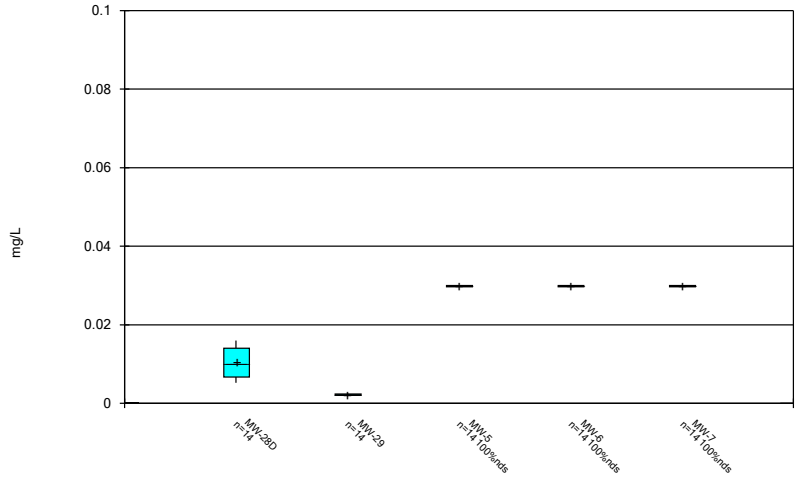

Constituent: Lithium Analysis Run 8/5/2024 9:57 AM

Plant Hammond Client: Southern Company Data: Hammond AP-1

Sanitas™ v.10.0.20 Software licensed to Groundwater Stats Consulting. UG

Box & Whiskers Plot

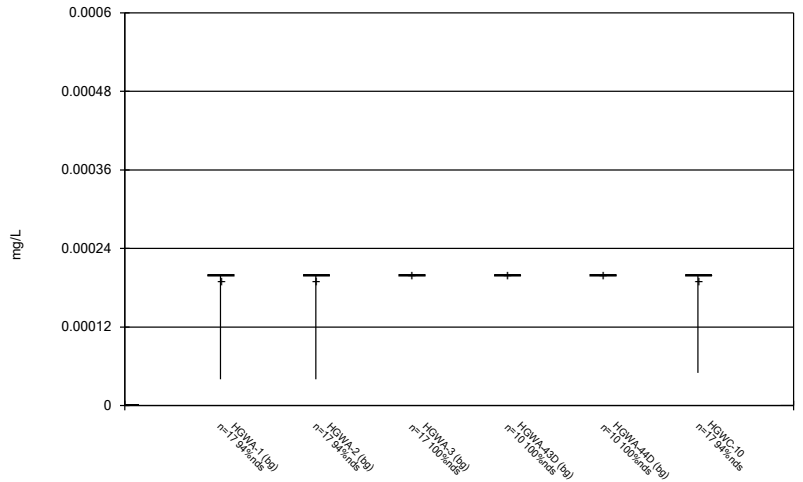

Constituent: Mercury Analysis Run 8/5/2024 9:57 AM

Plant Hammond Client: Southern Company Data: Hammond AP-1

Sanitas™ v.10.0.20 Software licensed to Groundwater Stats Consulting. UG

Box & Whiskers Plot

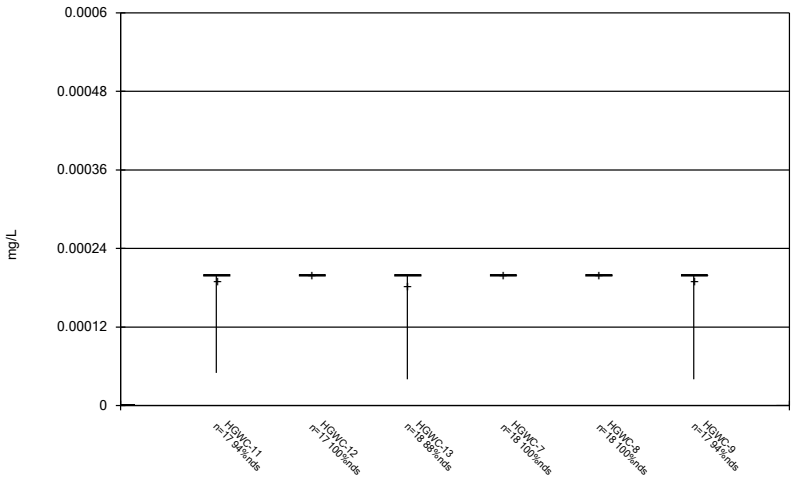

Constituent: Mercury Analysis Run 8/5/2024 9:57 AM

Plant Hammond Client: Southern Company Data: Hammond AP-1

Sanitas™ v.10.0.20 Software licensed to Groundwater Stats Consulting. UG

Box & Whiskers Plot

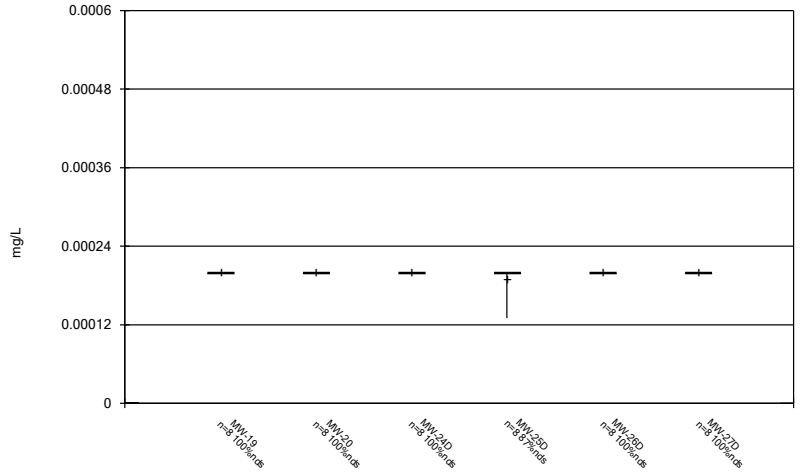

Constituent: Mercury Analysis Run 8/5/2024 9:57 AM

Plant Hammond Client: Southern Company Data: Hammond AP-1

Sanitas™ v.10.0.20 Software licensed to Groundwater Stats Consulting. UG

Box & Whiskers Plot

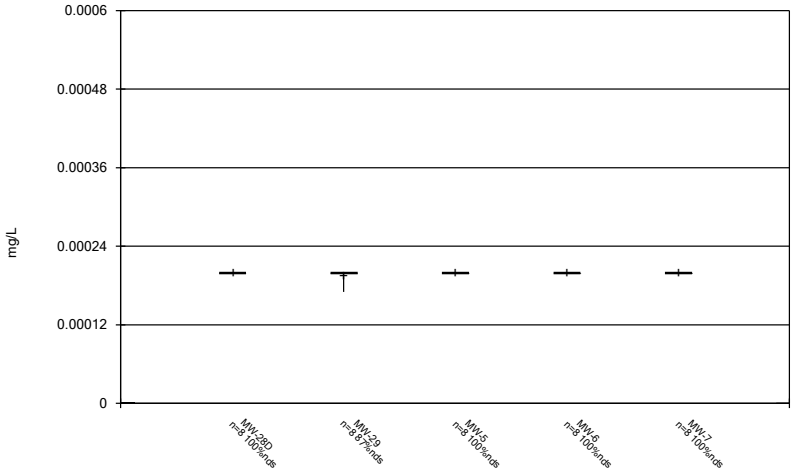

Constituent: Mercury Analysis Run 8/5/2024 9:57 AM

Plant Hammond Client: Southern Company Data: Hammond AP-1

Sanitas™ v.10.0.20 Software licensed to Groundwater Stats Consulting. UG

Box & Whiskers Plot

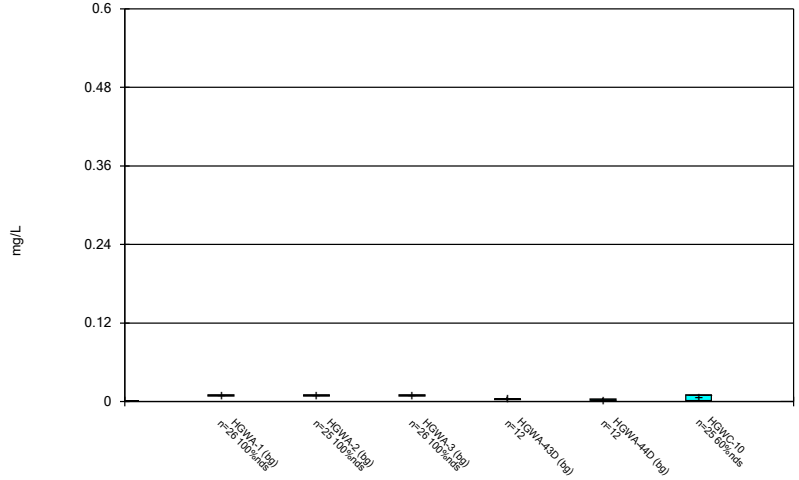

Constituent: Molybdenum Analysis Run 8/5/2024 9:57 AM

Plant Hammond Client: Southern Company Data: Hammond AP-1

Sanitas™ v.10.0.20 Software licensed to Groundwater Stats Consulting. UG

Box & Whiskers Plot

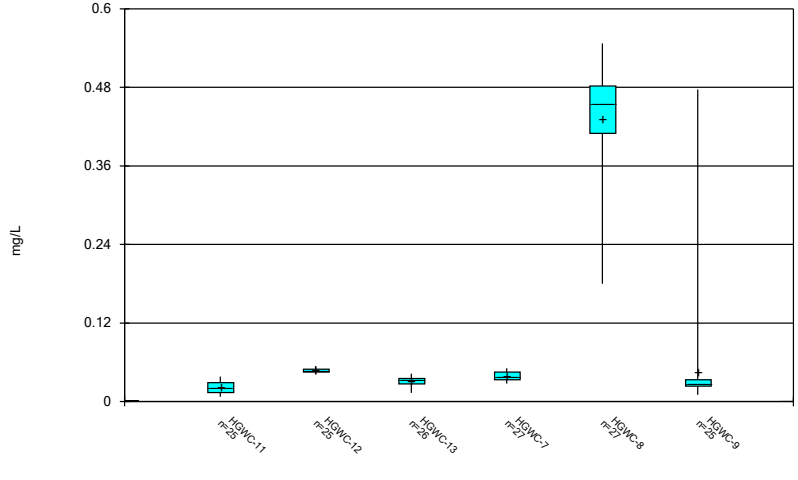

Constituent: Molybdenum Analysis Run 8/5/2024 9:57 AM

Plant Hammond Client: Southern Company Data: Hammond AP-1

Sanitas™ v.10.0.20 Software licensed to Groundwater Stats Consulting. UG

Box & Whiskers Plot

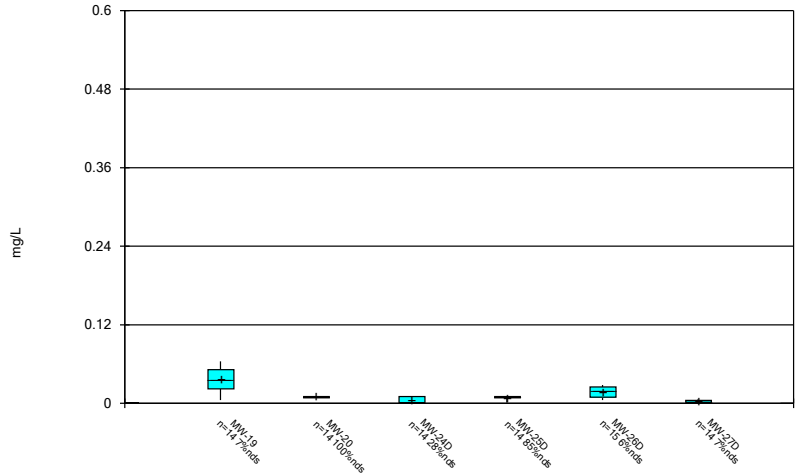

Constituent: Molybdenum Analysis Run 8/5/2024 9:57 AM

Plant Hammond Client: Southern Company Data: Hammond AP-1

Sanitas™ v.10.0.20 Software licensed to Groundwater Stats Consulting. UG

Box & Whiskers Plot

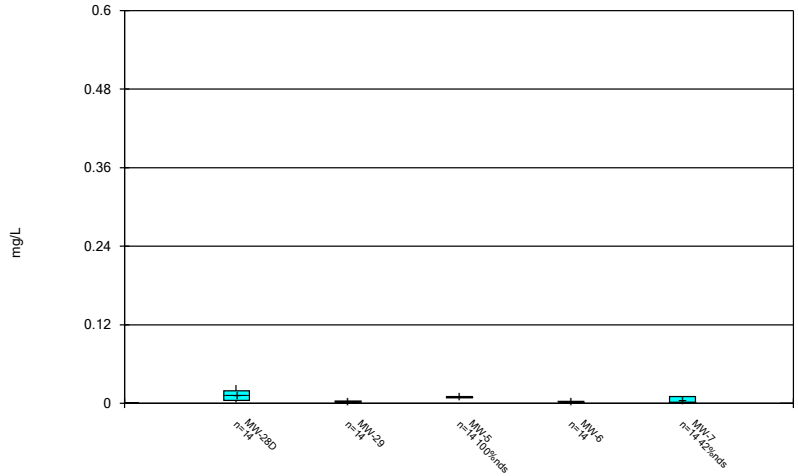

Constituent: Molybdenum Analysis Run 8/5/2024 9:57 AM

Plant Hammond Client: Southern Company Data: Hammond AP-1

Sanitas™ v.10.0.20 Software licensed to Groundwater Stats Consulting. UG

Box & Whiskers Plot

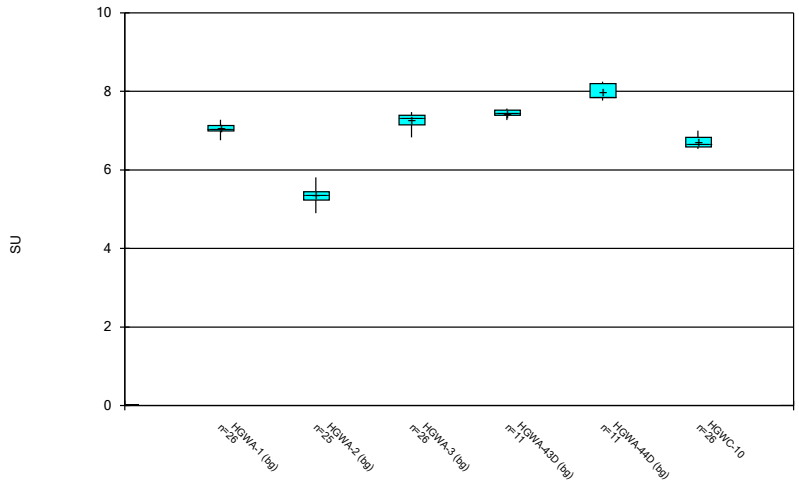

Constituent: pH, Field Analysis Run 8/5/2024 9:57 AM

Plant Hammond Client: Southern Company Data: Hammond AP-1

Sanitas™ v.10.0.20 Software licensed to Groundwater Stats Consulting. UG

Box & Whiskers Plot

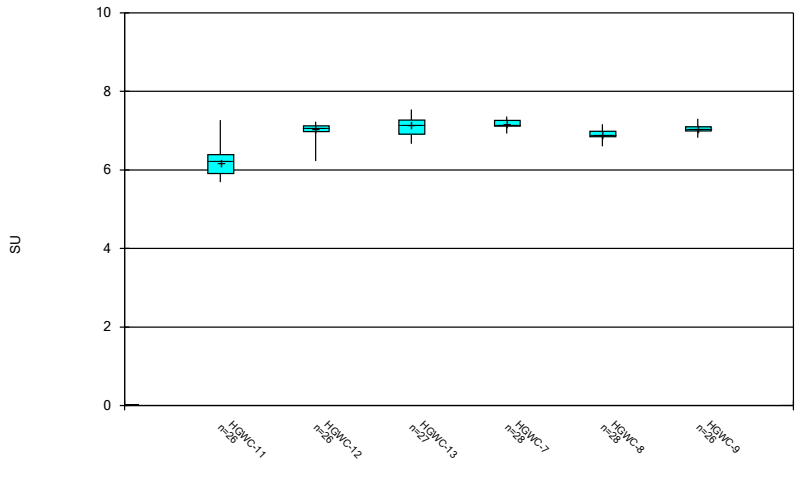

Constituent: pH, Field Analysis Run 8/5/2024 9:57 AM

Plant Hammond Client: Southern Company Data: Hammond AP-1

Sanitas™ v.10.0.20 Software licensed to Groundwater Stats Consulting. UG

Box & Whiskers Plot

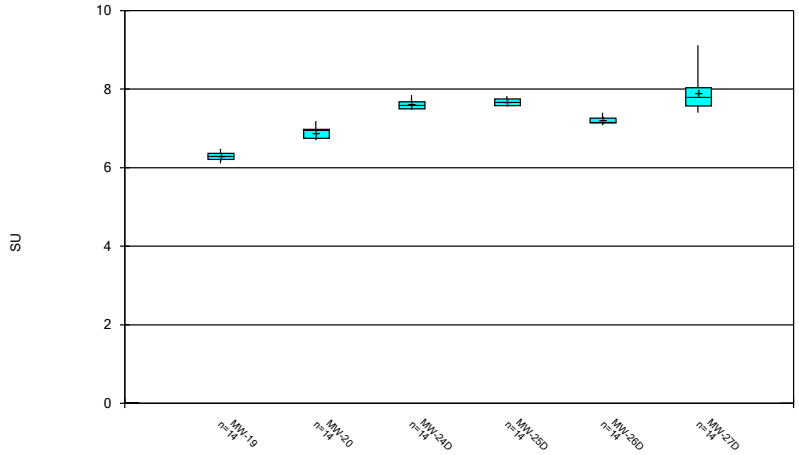

Constituent: pH, Field Analysis Run 8/5/2024 9:57 AM

Plant Hammond Client: Southern Company Data: Hammond AP-1

Sanitas™ v.10.0.20 Software licensed to Groundwater Stats Consulting. UG

Box & Whiskers Plot

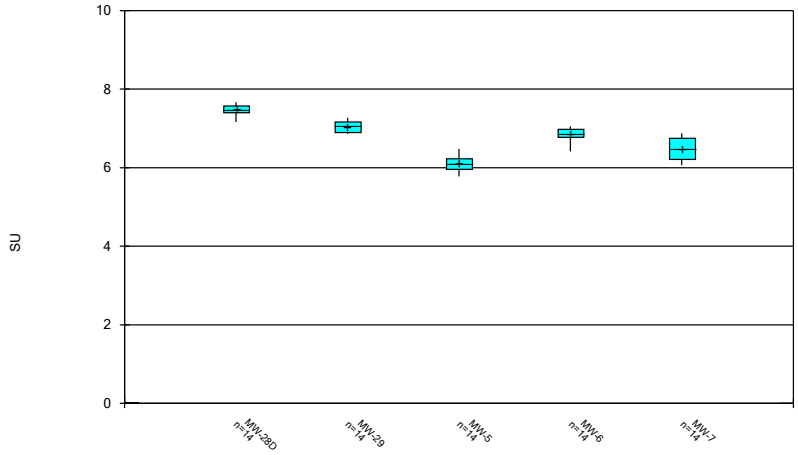

Constituent: pH, Field Analysis Run 8/5/2024 9:57 AM

Plant Hammond Client: Southern Company Data: Hammond AP-1

Sanitas™ v.10.0.20 Software licensed to Groundwater Stats Consulting. UG

Box & Whiskers Plot

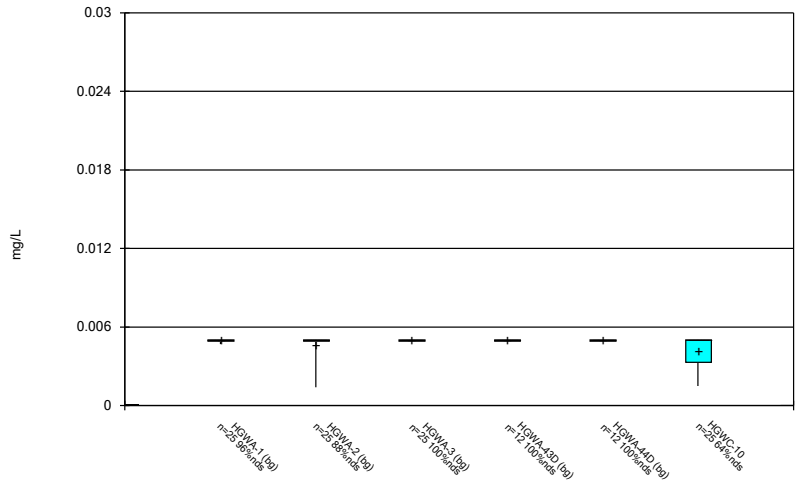

Constituent: Selenium Analysis Run 8/5/2024 9:57 AM

Plant Hammond Client: Southern Company Data: Hammond AP-1

Sanitas™ v.10.0.20 Software licensed to Groundwater Stats Consulting. UG

Box & Whiskers Plot

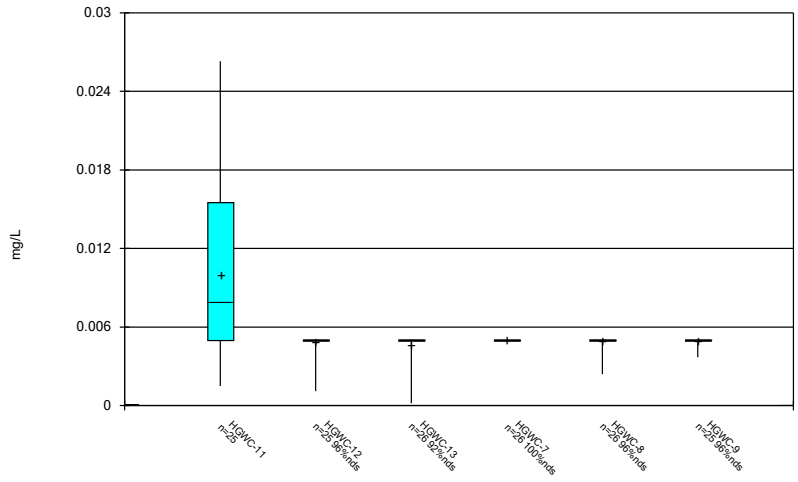

Constituent: Selenium Analysis Run 8/5/2024 9:57 AM

Plant Hammond Client: Southern Company Data: Hammond AP-1

Sanitas™ v.10.0.20 Software licensed to Groundwater Stats Consulting. UG

Box & Whiskers Plot

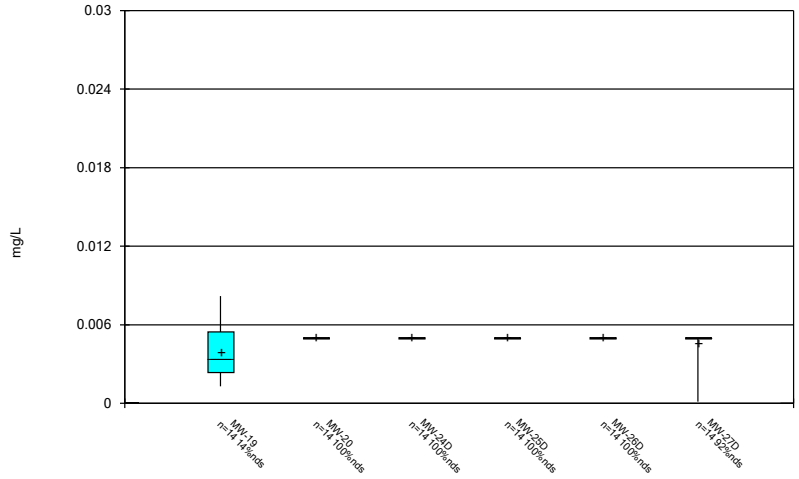

Constituent: Selenium Analysis Run 8/5/2024 9:57 AM

Plant Hammond Client: Southern Company Data: Hammond AP-1

Sanitas™ v.10.0.20 Software licensed to Groundwater Stats Consulting. UG

Box & Whiskers Plot

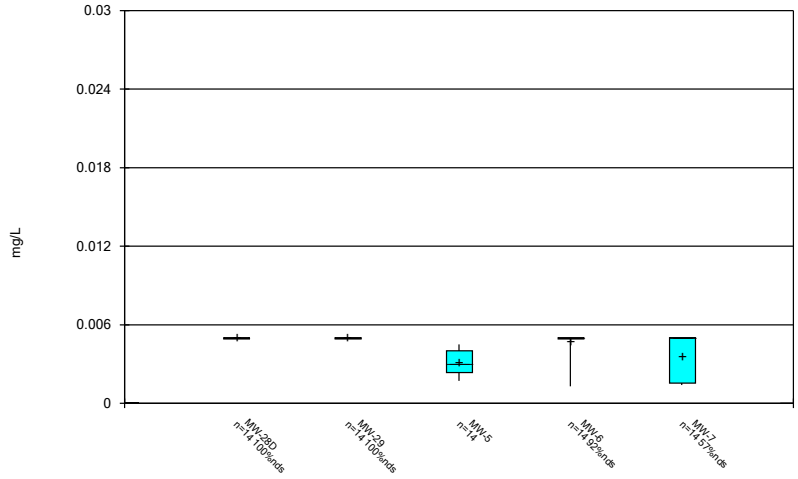

Constituent: Selenium Analysis Run 8/5/2024 9:57 AM

Plant Hammond Client: Southern Company Data: Hammond AP-1

Sanitas™ v.10.0.20 Software licensed to Groundwater Stats Consulting. UG

Box & Whiskers Plot

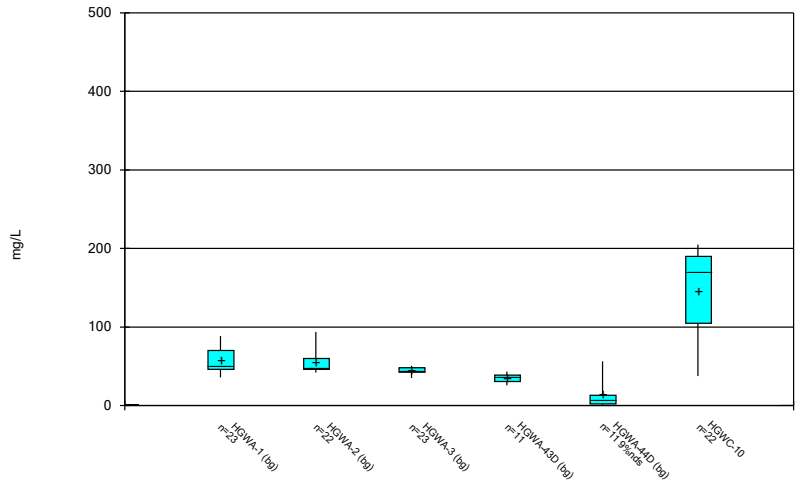

Constituent: Sulfate Analysis Run 8/5/2024 9:57 AM

Plant Hammond Client: Southern Company Data: Hammond AP-1

Sanitas™ v.10.0.20 Software licensed to Groundwater Stats Consulting. UG

Box & Whiskers Plot

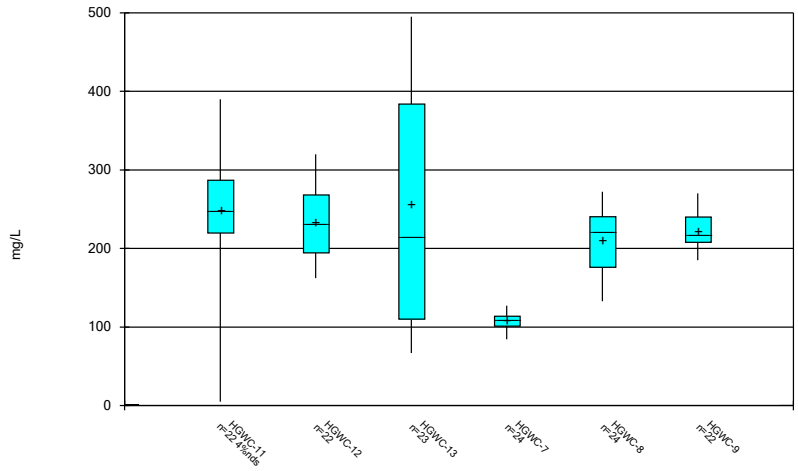

Constituent: Sulfate Analysis Run 8/5/2024 9:57 AM

Plant Hammond Client: Southern Company Data: Hammond AP-1

Sanitas™ v.10.0.20 Software licensed to Groundwater Stats Consulting. UG

Box & Whiskers Plot

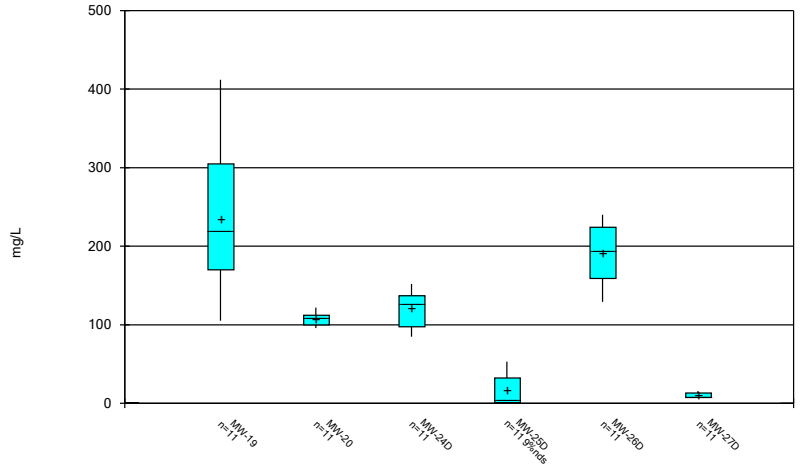

Constituent: Sulfate Analysis Run 8/5/2024 9:58 AM

Plant Hammond Client: Southern Company Data: Hammond AP-1

Sanitas™ v.10.0.20 Software licensed to Groundwater Stats Consulting. UG

Box & Whiskers Plot

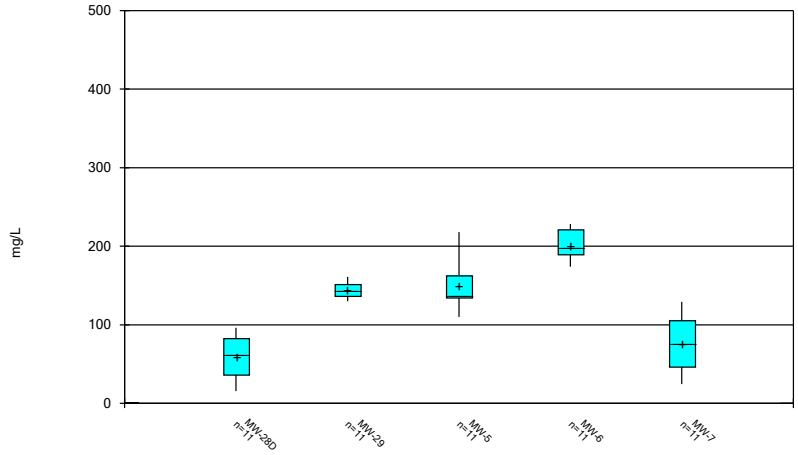

Constituent: Sulfate Analysis Run 8/5/2024 9:58 AM

Plant Hammond Client: Southern Company Data: Hammond AP-1

Sanitas™ v.10.0.20 Software licensed to Groundwater Stats Consulting. UG

Box & Whiskers Plot

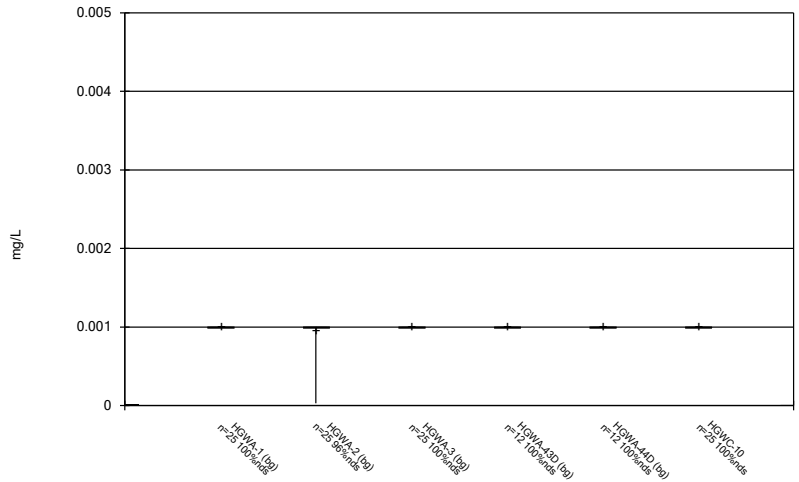

Constituent: Thallium Analysis Run 8/5/2024 9:58 AM

Plant Hammond Client: Southern Company Data: Hammond AP-1

Sanitas™ v.10.0.20 Software licensed to Groundwater Stats Consulting. UG

Box & Whiskers Plot

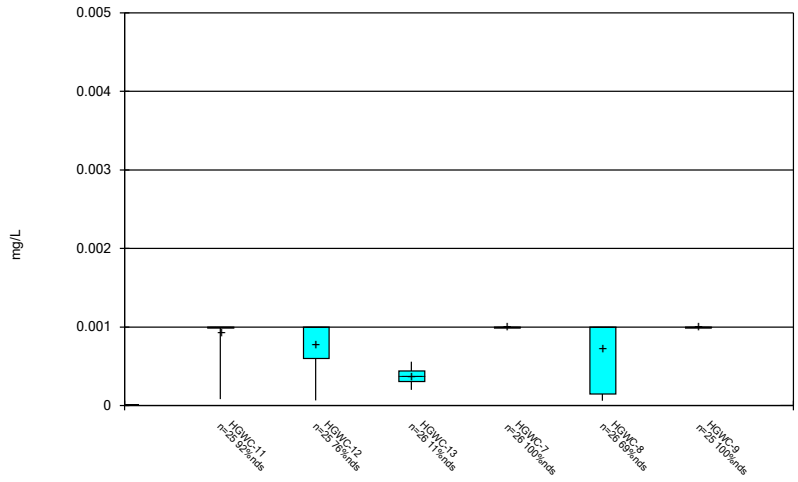

Constituent: Thallium Analysis Run 8/5/2024 9:58 AM

Plant Hammond Client: Southern Company Data: Hammond AP-1

Sanitas™ v.10.0.20 Software licensed to Groundwater Stats Consulting. UG

Box & Whiskers Plot

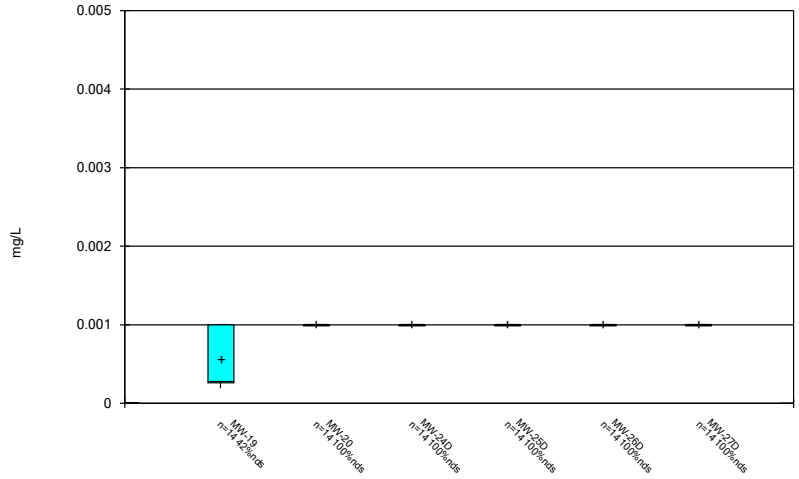

Constituent: Thallium Analysis Run 8/5/2024 9:58 AM

Plant Hammond Client: Southern Company Data: Hammond AP-1

Sanitas™ v.10.0.20 Software licensed to Groundwater Stats Consulting. UG

Box & Whiskers Plot

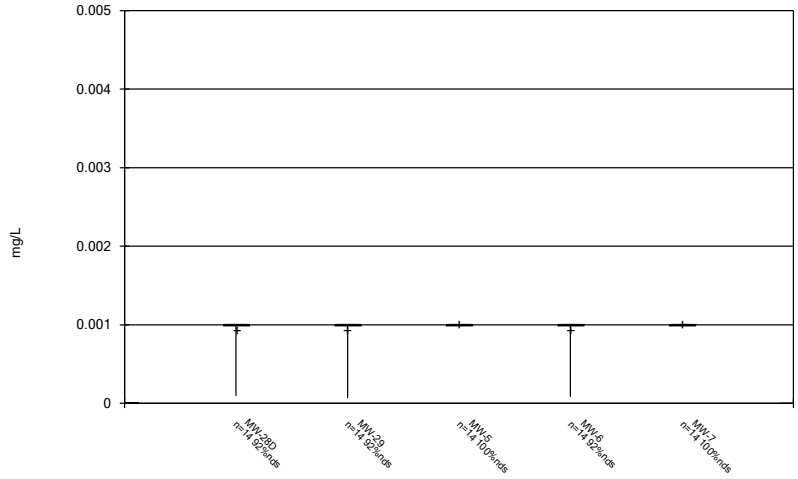

Constituent: Thallium Analysis Run 8/5/2024 9:58 AM

Plant Hammond Client: Southern Company Data: Hammond AP-1

Sanitas™ v.10.0.20 Software licensed to Groundwater Stats Consulting. UG

Box & Whiskers Plot

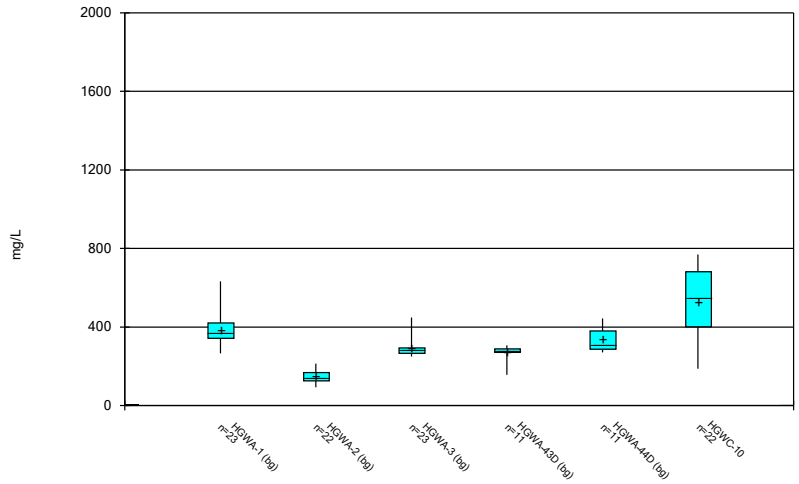

Constituent: Total Dissolved Solids Analysis Run 8/5/2024 9:58 AM

Plant Hammond Client: Southern Company Data: Hammond AP-1

Sanitas™ v.10.0.20 Software licensed to Groundwater Stats Consulting. UG

Box & Whiskers Plot

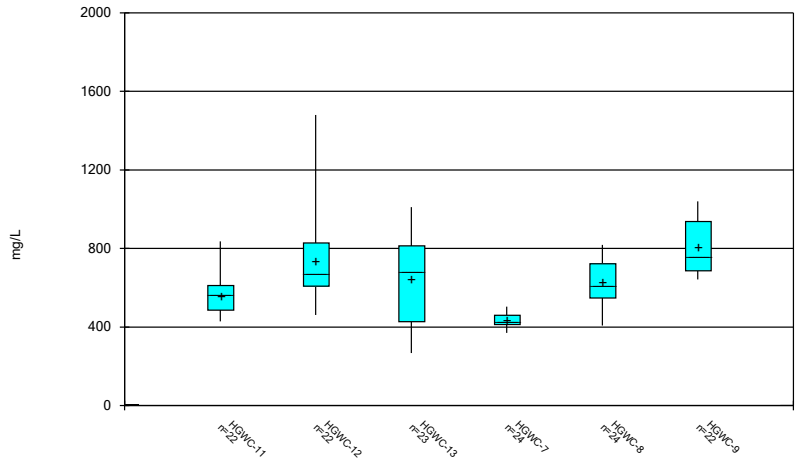

Constituent: Total Dissolved Solids Analysis Run 8/5/2024 9:58 AM

Plant Hammond Client: Southern Company Data: Hammond AP-1

Sanitas™ v.10.0.20 Software licensed to Groundwater Stats Consulting. UG

Box & Whiskers Plot

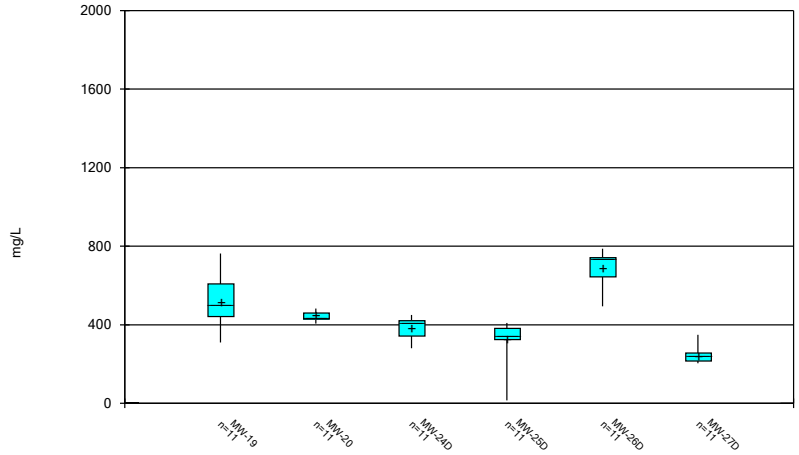

Constituent: Total Dissolved Solids Analysis Run 8/5/2024 9:58 AM

Plant Hammond Client: Southern Company Data: Hammond AP-1

Sanitas™ v.10.0.20 Software licensed to Groundwater Stats Consulting. UG

Box & Whiskers Plot

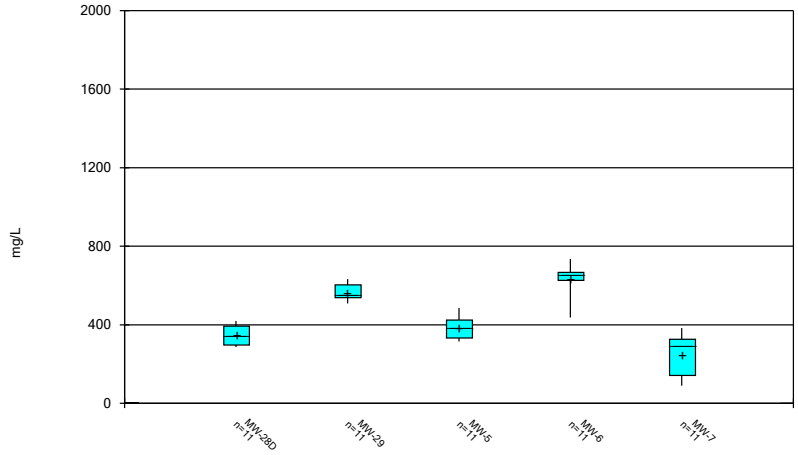

Constituent: Total Dissolved Solids Analysis Run 8/5/2024 9:58 AM

Plant Hammond Client: Southern Company Data: Hammond AP-1

FIGURE C.

Outlier Summary

Plant Hammond Client: Southern Company Data: Hammond AP-1 Printed 4/23/2024, 5:01 PM

	HGWA-4D Lithium (mg/L)
8/8/2023	0.092 (o)
2/13/2024	0.088 (o)

FIGURE D.

Appendix III Interwell Prediction Limits - Significant Results

Plant Hammond Client: Southern Company Data: Hammond AP-1 Printed 4/17/2024, 2:36 PM

Constituent	Well	Upper Lim.	Lower Lim.	Date	Observ.	Sig.	Bg N	Bg Mean	Std. Dev.	%NDs	ND Adj.	Transform	Alpha	Method
Boron (mg/L)	**HGWC-11**	**0.55**	**n/a**	**2/15/2024**	**0.85**	**Yes**	**90**	**n/a**	**n/a**	**5.556**	**n/a**	**n/a**	**0.0002371**	**NP Inter (normality) 1 of 2**
Boron (mg/L)	**HGWC-12**	**0.55**	**n/a**	**2/15/2024**	**1.8**	**Yes**	**90**	**n/a**	**n/a**	**5.556**	**n/a**	**n/a**	**0.0002371**	**NP Inter (normality) 1 of 2**
Boron (mg/L)	**HGWC-13**	**0.55**	**n/a**	**2/16/2024**	**1**	**Yes**	**90**	**n/a**	**n/a**	**5.556**	**n/a**	**n/a**	**0.0002371**	**NP Inter (normality) 1 of 2**
Boron (mg/L)	**HGWC-7**	**0.55**	**n/a**	**2/14/2024**	**0.98**	**Yes**	**90**	**n/a**	**n/a**	**5.556**	**n/a**	**n/a**	**0.0002371**	**NP Inter (normality) 1 of 2**
Boron (mg/L)	**HGWC-8**	**0.55**	**n/a**	**2/14/2024**	**1.6**	**Yes**	**90**	**n/a**	**n/a**	**5.556**	**n/a**	**n/a**	**0.0002371**	**NP Inter (normality) 1 of 2**
Boron (mg/L)	**HGWC-9**	**0.55**	**n/a**	**2/15/2024**	**2.1**	**Yes**	**90**	**n/a**	**n/a**	**5.556**	**n/a**	**n/a**	**0.0002371**	**NP Inter (normality) 1 of 2**
Calcium (mg/L)	**HGWC-12**	**138**	**n/a**	**2/15/2024**	**171**	**Yes**	**90**	**n/a**	**n/a**	**0**	**n/a**	**n/a**	**0.0002371**	**NP Inter (normality) 1 of 2**
Calcium (mg/L)	**HGWC-13**	**138**	**n/a**	**2/16/2024**	**152**	**Yes**	**90**	**n/a**	**n/a**	**0**	**n/a**	**n/a**	**0.0002371**	**NP Inter (normality) 1 of 2**
Calcium (mg/L)	**HGWC-9**	**138**	**n/a**	**2/15/2024**	**148**	**Yes**	**90**	**n/a**	**n/a**	**0**	**n/a**	**n/a**	**0.0002371**	**NP Inter (normality) 1 of 2**
Chloride (mg/L)	**HGWC-9**	**44.8**	**n/a**	**2/15/2024**	**83.2**	**Yes**	**90**	**n/a**	**n/a**	**0**	**n/a**	**n/a**	**0.0002371**	**NP Inter (normality) 1 of 2**
Sulfate (mg/L)	**HGWC-11**	**93.9**	**n/a**	**2/15/2024**	**208**	**Yes**	**90**	**n/a**	**n/a**	**1.111**	**n/a**	**n/a**	**0.0002371**	**NP Inter (normality) 1 of 2**
Sulfate (mg/L)	**HGWC-12**	**93.9**	**n/a**	**2/15/2024**	**240**	**Yes**	**90**	**n/a**	**n/a**	**1.111**	**n/a**	**n/a**	**0.0002371**	**NP Inter (normality) 1 of 2**
Sulfate (mg/L)	**HGWC-13**	**93.9**	**n/a**	**2/16/2024**	**285**	**Yes**	**90**	**n/a**	**n/a**	**1.111**	**n/a**	**n/a**	**0.0002371**	**NP Inter (normality) 1 of 2**
Sulfate (mg/L)	**HGWC-7**	**93.9**	**n/a**	**2/14/2024**	**102**	**Yes**	**90**	**n/a**	**n/a**	**1.111**	**n/a**	**n/a**	**0.0002371**	**NP Inter (normality) 1 of 2**
Sulfate (mg/L)	**HGWC-8**	**93.9**	**n/a**	**2/14/2024**	**137**	**Yes**	**90**	**n/a**	**n/a**	**1.111**	**n/a**	**n/a**	**0.0002371**	**NP Inter (normality) 1 of 2**
Sulfate (mg/L)	**HGWC-9**	**93.9**	**n/a**	**2/15/2024**	**199**	**Yes**	**90**	**n/a**	**n/a**	**1.111**	**n/a**	**n/a**	**0.0002371**	**NP Inter (normality) 1 of 2**
Total Dissolved Solids (mg/L)	**HGWC-12**	**632**	**n/a**	**2/15/2024**	**660**	**Yes**	**90**	**n/a**	**n/a**	**0**	**n/a**	**n/a**	**0.0002371**	**NP Inter (normality) 1 of 2**
Total Dissolved Solids (mg/L)	**HGWC-13**	**632**	**n/a**	**2/16/2024**	**666**	**Yes**	**90**	**n/a**	**n/a**	**0**	**n/a**	**n/a**	**0.0002371**	**NP Inter (normality) 1 of 2**
Total Dissolved Solids (mg/L)	**HGWC-9**	**632**	**n/a**	**2/15/2024**	**663**	**Yes**	**90**	**n/a**	**n/a**	**0**	**n/a**	**n/a**	**0.0002371**	**NP Inter (normality) 1 of 2**

Appendix III Interwell Prediction Limits - All Results

Plant Hammond Client: Southern Company Data: Hammond AP-1 Printed 4/17/2024, 2:36 PM

Constituent	Well	Upper Lim.	Lower Lim.	Date	Observ.	Sig.	Bg N	Bg Mean	Std. Dev.	%NDs	ND Adj.	Transform	Alpha	Method
Boron (mg/L)	HGWC-10	0.55	n/a	2/15/2024	0.089	No	90	n/a	n/a	5.556	n/a	n/a	0.0002371	NP Inter (normality) 1 of 2
Boron (mg/L)	**HGWC-11**	**0.55**	**n/a**	**2/15/2024**	**0.85**	**Yes**	**90**	**n/a**	**n/a**	**5.556**	**n/a**	**n/a**	**0.0002371**	**NP Inter (normality) 1 of 2**
Boron (mg/L)	**HGWC-12**	**0.55**	**n/a**	**2/15/2024**	**1.8**	**Yes**	**90**	**n/a**	**n/a**	**5.556**	**n/a**	**n/a**	**0.0002371**	**NP Inter (normality) 1 of 2**
Boron (mg/L)	**HGWC-13**	**0.55**	**n/a**	**2/16/2024**	**1**	**Yes**	**90**	**n/a**	**n/a**	**5.556**	**n/a**	**n/a**	**0.0002371**	**NP Inter (normality) 1 of 2**
Boron (mg/L)	**HGWC-7**	**0.55**	**n/a**	**2/14/2024**	**0.98**	**Yes**	**90**	**n/a**	**n/a**	**5.556**	**n/a**	**n/a**	**0.0002371**	**NP Inter (normality) 1 of 2**
Boron (mg/L)	**HGWC-8**	**0.55**	**n/a**	**2/14/2024**	**1.6**	**Yes**	**90**	**n/a**	**n/a**	**5.556**	**n/a**	**n/a**	**0.0002371**	**NP Inter (normality) 1 of 2**
Boron (mg/L)	**HGWC-9**	**0.55**	**n/a**	**2/15/2024**	**2.1**	**Yes**	**90**	**n/a**	**n/a**	**5.556**	**n/a**	**n/a**	**0.0002371**	**NP Inter (normality) 1 of 2**
Calcium (mg/L)	HGWC-10	138	n/a	2/15/2024	68.4	No	90	n/a	n/a	0	n/a	n/a	0.0002371	NP Inter (normality) 1 of 2
Calcium (mg/L)	HGWC-11	138	n/a	2/15/2024	125	No	90	n/a	n/a	0	n/a	n/a	0.0002371	NP Inter (normality) 1 of 2
Calcium (mg/L)	**HGWC-12**	**138**	**n/a**	**2/15/2024**	**171**	**Yes**	**90**	**n/a**	**n/a**	**0**	**n/a**	**n/a**	**0.0002371**	**NP Inter (normality) 1 of 2**
Calcium (mg/L)	**HGWC-13**	**138**	**n/a**	**2/16/2024**	**152**	**Yes**	**90**	**n/a**	**n/a**	**0**	**n/a**	**n/a**	**0.0002371**	**NP Inter (normality) 1 of 2**
Calcium (mg/L)	HGWC-7	138	n/a	2/14/2024	109	No	90	n/a	n/a	0	n/a	n/a	0.0002371	NP Inter (normality) 1 of 2
Calcium (mg/L)	HGWC-8	138	n/a	2/14/2024	96.2	No	90	n/a	n/a	0	n/a	n/a	0.0002371	NP Inter (normality) 1 of 2
Calcium (mg/L)	**HGWC-9**	**138**	**n/a**	**2/15/2024**	**148**	**Yes**	**90**	**n/a**	**n/a**	**0**	**n/a**	**n/a**	**0.0002371**	**NP Inter (normality) 1 of 2**
Chloride (mg/L)	HGWC-10	44.8	n/a	2/15/2024	2.6	No	90	n/a	n/a	0	n/a	n/a	0.0002371	NP Inter (normality) 1 of 2
Chloride (mg/L)	HGWC-11	44.8	n/a	2/15/2024	14.5	No	90	n/a	n/a	0	n/a	n/a	0.0002371	NP Inter (normality) 1 of 2
Chloride (mg/L)	HGWC-12	44.8	n/a	2/15/2024	37.7	No	90	n/a	n/a	0	n/a	n/a	0.0002371	NP Inter (normality) 1 of 2
Chloride (mg/L)	HGWC-13	44.8	n/a	2/16/2024	16.7	No	90	n/a	n/a	0	n/a	n/a	0.0002371	NP Inter (normality) 1 of 2
Chloride (mg/L)	HGWC-7	44.8	n/a	2/14/2024	35.8	No	90	n/a	n/a	0	n/a	n/a	0.0002371	NP Inter (normality) 1 of 2
Chloride (mg/L)	HGWC-8	44.8	n/a	2/14/2024	32.9	No	90	n/a	n/a	0	n/a	n/a	0.0002371	NP Inter (normality) 1 of 2
Chloride (mg/L)	**HGWC-9**	**44.8**	**n/a**	**2/15/2024**	**83.2**	**Yes**	**90**	**n/a**	**n/a**	**0**	**n/a**	**n/a**	**0.0002371**	**NP Inter (normality) 1 of 2**
Fluoride (mg/L)	HGWC-10	1.5	n/a	2/15/2024	0.12	No	104	n/a	n/a	26.92	n/a	n/a	0.0001813	NP Inter (normality) 1 of 2
Fluoride (mg/L)	HGWC-11	1.5	n/a	2/15/2024	0.21	No	104	n/a	n/a	26.92	n/a	n/a	0.0001813	NP Inter (normality) 1 of 2
Fluoride (mg/L)	HGWC-12	1.5	n/a	2/15/2024	0.19	No	104	n/a	n/a	26.92	n/a	n/a	0.0001813	NP Inter (normality) 1 of 2
Fluoride (mg/L)	HGWC-13	1.5	n/a	2/16/2024	0.33	No	104	n/a	n/a	26.92	n/a	n/a	0.0001813	NP Inter (normality) 1 of 2
Fluoride (mg/L)	HGWC-7	1.5	n/a	2/14/2024	0.081J	No	104	n/a	n/a	26.92	n/a	n/a	0.0001813	NP Inter (normality) 1 of 2
Fluoride (mg/L)	HGWC-8	1.5	n/a	2/14/2024	0.3	No	104	n/a	n/a	26.92	n/a	n/a	0.0001813	NP Inter (normality) 1 of 2
Fluoride (mg/L)	HGWC-9	1.5	n/a	2/15/2024	0.087J	No	104	n/a	n/a	26.92	n/a	n/a	0.0001813	NP Inter (normality) 1 of 2
pH, Field (SU)	HGWC-10	8.25	4.9	2/15/2024	6.93	No	99	n/a	n/a	0	n/a	n/a	0.0003947	NP Inter (normality) 1 of 2
pH, Field (SU)	HGWC-11	8.25	4.9	2/15/2024	6.36	No	99	n/a	n/a	0	n/a	n/a	0.0003947	NP Inter (normality) 1 of 2
pH, Field (SU)	HGWC-12	8.25	4.9	2/15/2024	7.02	No	99	n/a	n/a	0	n/a	n/a	0.0003947	NP Inter (normality) 1 of 2
pH, Field (SU)	HGWC-13	8.25	4.9	2/16/2024	6.9	No	99	n/a	n/a	0	n/a	n/a	0.0003947	NP Inter (normality) 1 of 2
pH, Field (SU)	HGWC-7	8.25	4.9	2/14/2024	7.3	No	99	n/a	n/a	0	n/a	n/a	0.0003947	NP Inter (normality) 1 of 2
pH, Field (SU)	HGWC-8	8.25	4.9	2/14/2024	6.66	No	99	n/a	n/a	0	n/a	n/a	0.0003947	NP Inter (normality) 1 of 2
pH, Field (SU)	HGWC-9	8.25	4.9	2/15/2024	6.82	No	99	n/a	n/a	0	n/a	n/a	0.0003947	NP Inter (normality) 1 of 2
Sulfate (mg/L)	HGWC-10	93.9	n/a	2/15/2024	51.2	No	90	n/a	n/a	1.111	n/a	n/a	0.0002371	NP Inter (normality) 1 of 2
Sulfate (mg/L)	**HGWC-11**	**93.9**	**n/a**	**2/15/2024**	**208**	**Yes**	**90**	**n/a**	**n/a**	**1.111**	**n/a**	**n/a**	**0.0002371**	**NP Inter (normality) 1 of 2**
Sulfate (mg/L)	**HGWC-12**	**93.9**	**n/a**	**2/15/2024**	**240**	**Yes**	**90**	**n/a**	**n/a**	**1.111**	**n/a**	**n/a**	**0.0002371**	**NP Inter (normality) 1 of 2**
Sulfate (mg/L)	**HGWC-13**	**93.9**	**n/a**	**2/16/2024**	**285**	**Yes**	**90**	**n/a**	**n/a**	**1.111**	**n/a**	**n/a**	**0.0002371**	**NP Inter (normality) 1 of 2**
Sulfate (mg/L)	**HGWC-7**	**93.9**	**n/a**	**2/14/2024**	**102**	**Yes**	**90**	**n/a**	**n/a**	**1.111**	**n/a**	**n/a**	**0.0002371**	**NP Inter (normality) 1 of 2**
Sulfate (mg/L)	**HGWC-8**	**93.9**	**n/a**	**2/14/2024**	**137**	**Yes**	**90**	**n/a**	**n/a**	**1.111**	**n/a**	**n/a**	**0.0002371**	**NP Inter (normality) 1 of 2**
Sulfate (mg/L)	**HGWC-9**	**93.9**	**n/a**	**2/15/2024**	**199**	**Yes**	**90**	**n/a**	**n/a**	**1.111**	**n/a**	**n/a**	**0.0002371**	**NP Inter (normality) 1 of 2**
Total Dissolved Solids (mg/L)	HGWC-10	632	n/a	2/15/2024	229	No	90	n/a	n/a	0	n/a	n/a	0.0002371	NP Inter (normality) 1 of 2
Total Dissolved Solids (mg/L)	HGWC-11	632	n/a	2/15/2024	491	No	90	n/a	n/a	0	n/a	n/a	0.0002371	NP Inter (normality) 1 of 2
Total Dissolved Solids (mg/L)	**HGWC-12**	**632**	**n/a**	**2/15/2024**	**660**	**Yes**	**90**	**n/a**	**n/a**	**0**	**n/a**	**n/a**	**0.0002371**	**NP Inter (normality) 1 of 2**
Total Dissolved Solids (mg/L)	**HGWC-13**	**632**	**n/a**	**2/16/2024**	**666**	**Yes**	**90**	**n/a**	**n/a**	**0**	**n/a**	**n/a**	**0.0002371**	**NP Inter (normality) 1 of 2**
Total Dissolved Solids (mg/L)	HGWC-7	632	n/a	2/14/2024	440	No	90	n/a	n/a	0	n/a	n/a	0.0002371	NP Inter (normality) 1 of 2
Total Dissolved Solids (mg/L)	HGWC-8	632	n/a	2/14/2024	407	No	90	n/a	n/a	0	n/a	n/a	0.0002371	NP Inter (normality) 1 of 2
Total Dissolved Solids (mg/L)	**HGWC-9**	**632**	**n/a**	**2/15/2024**	**663**	**Yes**	**90**	**n/a**	**n/a**	**0**	**n/a**	**n/a**	**0.0002371**	**NP Inter (normality) 1 of 2**

Sanitas™ v.10.0.16 . UG

Exceeds Limit: HGWC-11, HGWC-12, HGWC-13, HGWC-7, HGWC-8, HGWC-9

Prediction Limit

Interwell Non-parametric

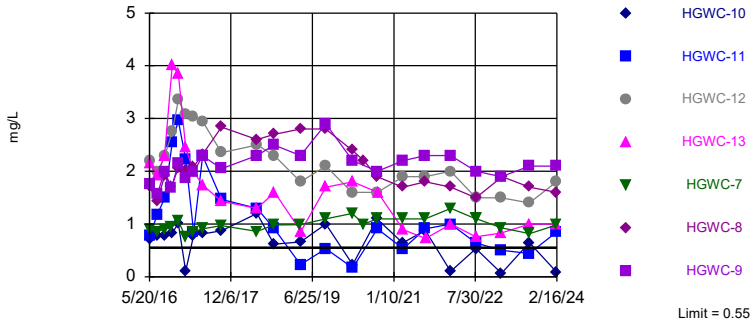

Non-parametric test used in lieu of parametric prediction limit because the Shapiro Francia normality test showed the data to be non-normal at the 0.01 alpha level. Limit is highest of 90 background values. 5.556% NDs. Annual per-constituent alpha = 0.003314. Individual comparison alpha = 0.0002371 (1 of 2). Comparing 7 points to limit.

Constituent: Boron Analysis Run 4/17/2024 2:30 PM View: Appendix III

Plant Hammond Client: Southern Company Data: Hammond AP-1

Sanitas™ v.10.0.16 . UG

Exceeds Limit: HGWC-12, HGWC-13, HGWC-9

Prediction Limit

Interwell Non-parametric

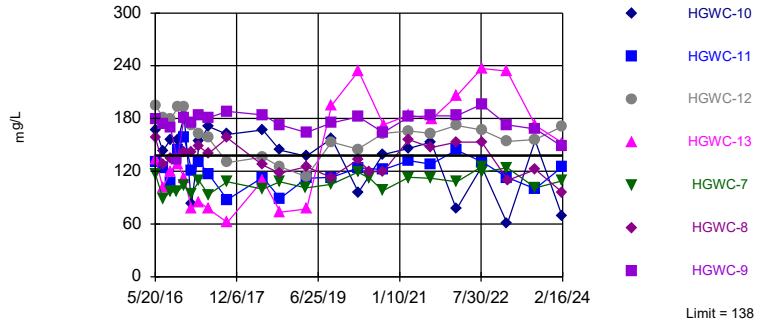

Non-parametric test used in lieu of parametric prediction limit because the Shapiro Francia normality test showed the data to be non-normal at the 0.01 alpha level. Limit is highest of 90 background values. Annual per-constituent alpha = 0.003314. Individual comparison alpha = 0.0002371 (1 of 2). Comparing 7 points to limit.

Constituent: Calcium Analysis Run 4/17/2024 2:30 PM View: Appendix III

Plant Hammond Client: Southern Company Data: Hammond AP-1

Sanitas™ v.10.0.16 . UG

Exceeds Limit: HGWC-9

Prediction Limit

Interwell Non-parametric

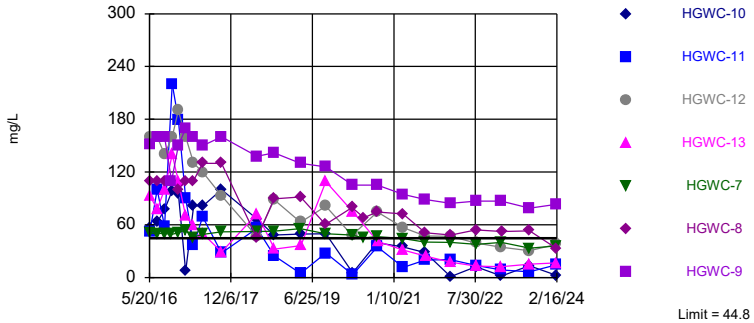

Non-parametric test used in lieu of parametric prediction limit because the Shapiro Francia normality test showed the data to be non-normal at the 0.01 alpha level. Limit is highest of 90 background values. Annual per-constituent alpha = 0.003314. Individual comparison alpha = 0.0002371 (1 of 2). Comparing 7 points to limit.

Constituent: Chloride Analysis Run 4/17/2024 2:30 PM View: Appendix III

Plant Hammond Client: Southern Company Data: Hammond AP-1

Sanitas™ v.10.0.16 . UG

Hollow symbols indicate censored values.

Within Limit

Prediction Limit

Interwell Non-parametric

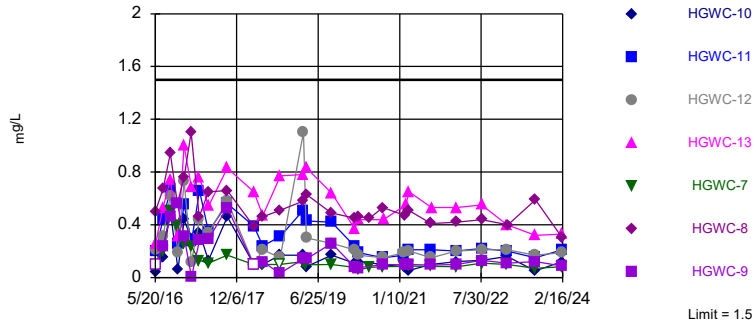

Non-parametric test used in lieu of parametric prediction limit because the Chi Squared normality test showed the data to be non-normal at the 0.01 alpha level. Limit is highest of 104 background values. 26.92% NDs. Annual per-constituent alpha = 0.002536. Individual comparison alpha = 0.0001813 (1 of 2). Comparing 7 points to limit.

Constituent: Fluoride Analysis Run 4/17/2024 2:30 PM View: Appendix III

Plant Hammond Client: Southern Company Data: Hammond AP-1

Sanitas™ v.10.0.16 . UG

Within Limits

Prediction Limit

Interwell Non-parametric

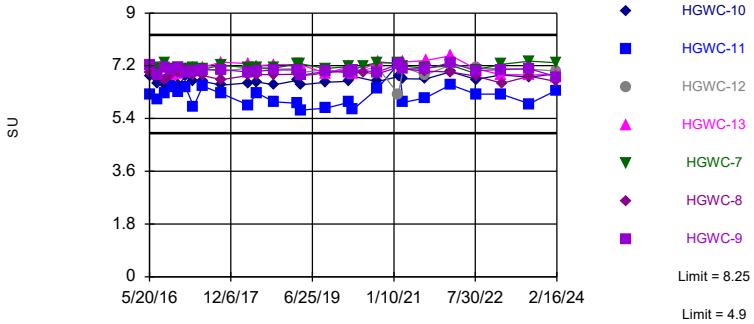

Non-parametric test used in lieu of parametric prediction limit because the Shapiro Francia normality test showed the data to be non-normal at the 0.01 alpha level. Limits are highest and lowest of 99 background values. Annual per-constituent alpha = 0.005519. Individual comparison alpha = 0.0003947 (1 of 2). Comparing 7 points to limit.

Constituent: pH, Field Analysis Run 4/17/2024 2:30 PM View: Appendix III

Plant Hammond Client: Southern Company Data: Hammond AP-1

Sanitas™ v.10.0.16 . UG

Hollow symbols indicate censored values.

Exceeds Limit: HGWC-11, HGWC-12, HGWC-13, HGWC-7, HGWC-8, HGWC-9

Prediction Limit

Interwell Non-parametric

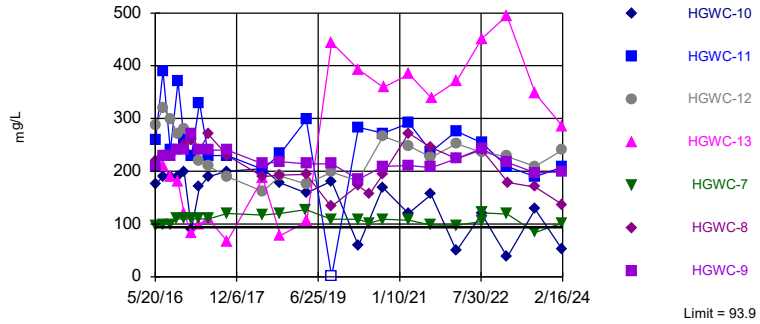

Non-parametric test used in lieu of parametric prediction limit because the Shapiro Francia normality test showed the data to be non-normal at the 0.01 alpha level. Limit is highest of 90 background values. 1.111% NDs. Annual per-constituent alpha = 0.003314. Individual comparison alpha = 0.0002371 (1 of 2). Comparing 7 points to limit.

Constituent: Sulfate Analysis Run 4/17/2024 2:30 PM View: Appendix III

Plant Hammond Client: Southern Company Data: Hammond AP-1

Sanitas™ v.10.0.16 . UG

Exceeds Limit: HGWC-12, HGWC-13, HGWC-9

Prediction Limit

Interwell Non-parametric

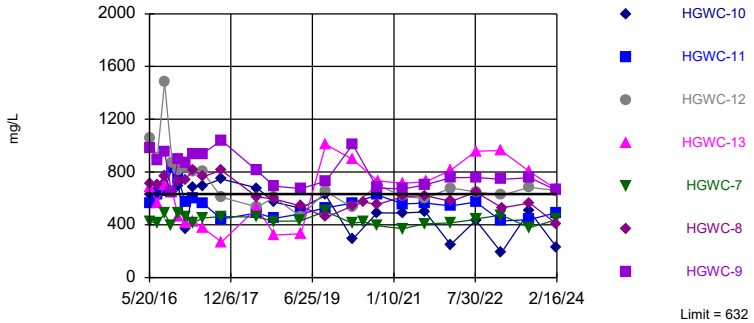

Non-parametric test used in lieu of parametric prediction limit because the Shapiro Francia normality test showed the data to be non-normal at the 0.01 alpha level. Limit is highest of 90 background values. Annual per-constituent alpha = 0.003314. Individual comparison alpha = 0.0002371 (1 of 2). Comparing 7 points to limit.

Constituent: Total Dissolved Solids Analysis Run 4/17/2024 2:30 PM View: Appendix III

Plant Hammond Client: Southern Company Data: Hammond AP-1

Prediction Limit

Constituent: Boron (mg/L) Analysis Run 4/17/2024 2:36 PM View: Appendix III

Plant Hammond Client: Southern Company Data: Hammond AP-1

	HGWA-1 (bg)	HGWA-3 (bg)	HGWA-2 (bg)	HGWC-7	HGWC-8	HGWC-11	HGWC-12	HGWC-9	HGWC-10
5/19/2016	0.0214 (J)	<0.04	0.0321 (J)						
5/20/2016				0.885	1.71				
5/23/2016						0.787	2.2	1.76	0.72
7/11/2016	0.0142 (J)		0.0337 (J)						
7/12/2016		0.0074 (J)		0.857	1.43	1.17	1.98	1.56	0.778
8/30/2016	0.0074 (J)	<0.04	0.0173 (J)						
9/1/2016				0.904	1.91	1.49	2.28	2	0.786
10/19/2016	0.0224 (J)	0.0085 (J)	0.0341 (J)						
10/20/2016				0.936	1.72			1.68	
10/24/2016						2.54	2.75		0.831
12/6/2016	0.0211 (J)	0.0085 (J)	0.0326 (J)	1.06	2.06			2.15	
12/7/2016						2.96	3.35		1.01
1/24/2017	0.0165 (J)	0.01 (J)	0.0365 (J)						
1/25/2017				0.764	2.01				
1/26/2017						2.23	3.07	1.87	0.108
3/21/2017	0.0187 (J)	0.0079 (J)	0.0349 (J)	0.857	2.08				
3/22/2017						0.84	3.04	1.99	0.788
5/22/2017	0.0782	0.0131 (J)	0.0475						
5/23/2017				0.91	2.32			2.29	
5/24/2017						2.29	2.95		0.814
10/3/2017	0.0198 (J)	0.0097 (J)	0.0386 (J)	0.967	2.84	1.47	2.35	2.05	0.871
6/4/2018	0.02 (J)	0.017 (J)	0.036 (J)						
6/5/2018				0.86		1.3			1.2
6/6/2018					2.6		2.5	2.3	
10/1/2018	0.013 (J)	0.0061 (J)	0.035 (J)						
10/2/2018				0.98	2.7			2.5	0.62
10/3/2018						0.91	2.3		
10/5/2018									
4/1/2019		0.0066 (J)							
4/2/2019	0.016 (J)		0.034 (J)	0.99					
4/3/2019					2.8	0.23	1.8	2.3	0.66
4/5/2019									
9/23/2019	0.021 (J)	0.0081 (J)	0.04 (J)						
9/24/2019					2.8				
9/25/2019				1.1					
9/26/2019									
9/27/2019						0.53	2.1	2.9	1
3/25/2020	0.025 (J)	0.0096 (J)	0.039 (J)						
3/26/2020							1.6		
3/27/2020				1.2	2.4				
3/30/2020									
3/31/2020						0.17		2.2	
4/1/2020									0.23
6/16/2020	0.021 (J)	0.01 (J)			2.2				
6/17/2020				1					
9/15/2020	0.017 (J)	0.0071 (J)	0.044 (J)						
9/16/2020				1.1	1.9				1.1
9/17/2020								2	
9/18/2020						0.91	1.6		
9/21/2020									
11/10/2020									
12/15/2020									

ND substitution: RL or RL/2 if <15% NDs.

Prediction Limit

Constituent: Boron (mg/L) Analysis Run 4/17/2024 2:36 PM View: Appendix III

Plant Hammond Client: Southern Company Data: Hammond AP-1

	HGWA-1 (bg)	HGWA-3 (bg)	HGWA-2 (bg)	HGWC-7	HGWC-8	HGWC-11	HGWC-12	HGWC-9	HGWC-10
1/19/2021									
3/10/2021	0.015 (J)								
3/11/2021		0.015 (J)	0.056						
3/12/2021									0.64
3/15/2021				1.1	1.7				
3/16/2021						0.53	1.9	2.2	
3/17/2021									
8/11/2021	0.02 (J)								
8/12/2021		<0.04	0.044						
8/13/2021									
8/16/2021				1.1					
8/17/2021								2.3	0.88
8/18/2021					1.8	0.91	1.9		
8/19/2021									
2/1/2022	0.016 (J)	0.011 (J)	0.056						
2/9/2022						1	2	2.3	0.1
2/10/2022				1.3	1.7				
8/2/2022	0.012 (J)	<0.04	0.047						
8/3/2022				1.1	1.5	0.64	1.5		0.53
8/4/2022								2	
8/11/2022				1.1					
1/23/2023		0.012 (J)							
1/24/2023	0.015 (J)		0.046						
1/26/2023						0.5	1.5	1.9	
1/27/2023				0.93					0.065
2/1/2023					1.9				
8/8/2023	0.023 (J)	0.011 (J)	0.06						
8/10/2023						0.44	1.4		0.65
8/11/2023								2.1	
8/12/2023				0.82	1.7				
2/13/2024	0.02 (J)	<0.04	0.051						
2/14/2024				0.98	1.6				
2/15/2024						0.85	1.8	2.1	0.089
2/16/2024									

ND substitution: RL or RL/2 if <15% NDs.

Prediction Limit

Constituent: Boron (mg/L) Analysis Run 4/17/2024 2:36 PM View: Appendix III

Plant Hammond Client: Southern Company Data: Hammond AP-1

	HGWC-13	HGWA-43D (bg)	HGWA-44D (bg)
5/19/2016			
5/20/2016			
5/23/2016	2.15		
7/11/2016			
7/12/2016	1.91		
8/30/2016			
9/1/2016	2.3		
10/19/2016			
10/20/2016			
10/24/2016	4.01		
12/6/2016			
12/7/2016	3.85		
1/24/2017			
1/25/2017			
1/26/2017	2.45		
3/21/2017			
3/22/2017	1.99		
5/22/2017			
5/23/2017			
5/24/2017	1.74		
10/3/2017	1.43		
6/4/2018			
6/5/2018	1.3		
6/6/2018			
10/1/2018			
10/2/2018			
10/3/2018			
10/5/2018	1.6		
4/1/2019			
4/2/2019			
4/3/2019			
4/5/2019	0.86 (J)		
9/23/2019			
9/24/2019			
9/25/2019			
9/26/2019	1.7		
9/27/2019			
3/25/2020			
3/26/2020			
3/27/2020			
3/30/2020	1.8		
3/31/2020			
4/1/2020			
6/16/2020			
6/17/2020			
9/15/2020			
9/16/2020		0.061 (J)	0.23
9/17/2020			
9/18/2020			
9/21/2020	1.6		
11/10/2020		0.057 (J)	0.29
12/15/2020		0.052 (J)	0.31

Prediction Limit

Constituent: Boron (mg/L) Analysis Run 4/17/2024 2:36 PM View: Appendix III

Plant Hammond Client: Southern Company Data: Hammond AP-1

	HGWC-13	HGWA-43D (bg)	HGWA-44D (bg)
1/19/2021		0.049 (J)	0.4
3/10/2021			0.39
3/11/2021		0.06	
3/12/2021			
3/15/2021			
3/16/2021			
3/17/2021	0.89		
8/11/2021		0.042	
8/12/2021			
8/13/2021			0.31
8/16/2021			
8/17/2021			
8/18/2021			
8/19/2021	0.73		
2/1/2022		0.05	0.44
2/9/2022			
2/10/2022	1		
8/2/2022		0.043	0.31
8/3/2022	0.76		
8/4/2022			
8/11/2022			
1/23/2023			
1/24/2023		0.037 (J)	0.44
1/26/2023	0.83		
1/27/2023			
2/1/2023			
8/8/2023		0.038 (J)	0.55
8/10/2023			
8/11/2023			
8/12/2023	1		
2/13/2024		0.037 (J)	0.49
2/14/2024			
2/15/2024			
2/16/2024	1		

Prediction Limit

Constituent: Calcium (mg/L) Analysis Run 4/17/2024 2:36 PM View: Appendix III

Plant Hammond Client: Southern Company Data: Hammond AP-1

	HGWA-1 (bg)	HGWA-3 (bg)	HGWA-2 (bg)	HGWC-7	HGWC-8	HGWC-11	HGWC-12	HGWC-9	HGWC-10
5/19/2016	138	76.2	22.9						
5/20/2016				117	159				
5/23/2016						131	195	179	167
7/11/2016	97.2		22.3						
7/12/2016		61.5		88.8	127	124	181	174	143
8/30/2016	97.5	65.1	26.4						
9/1/2016				96.3	135	107	179	170	156
10/19/2016	99.2	73.2	21.7						
10/20/2016				96.9	134			133	
10/24/2016						145	193		156
12/6/2016	105	74.9	18.2	104	142			181	
12/7/2016						159	193		183
1/24/2017	95.7	69.6	18.5						
1/25/2017				94.5	142				
1/26/2017						121	172	175	82.6
3/21/2017	106	75.7	18.6	109	148				
3/22/2017						130	162	183	154
5/22/2017	107	71.5	17.8						
5/23/2017				93.3	140			181	
5/24/2017						117	158		171
10/3/2017	102	76.3	20.2	108	158	87.7	130	188	162
6/4/2018	124	73.4	19.1						
6/5/2018				99.8		113			167
6/6/2018					127		136	184	
10/1/2018	108	80.9	20.5 (J)						
10/2/2018				108	118			173	144
10/3/2018						89	125		
10/5/2018									
4/1/2019		80.5							
4/2/2019	132		22.5 (J)	101					
4/3/2019					125	112	114	164	137
4/5/2019									
9/23/2019	118	71	19.5						
9/24/2019					113				
9/25/2019				105					
9/26/2019									
9/27/2019						113	153	175	157
3/25/2020	127	89.8	23						
3/26/2020							145		
3/27/2020				119	133				
3/30/2020									
3/31/2020						124		182	
4/1/2020									96.2
6/16/2020	130	85.1			120				
6/17/2020				112					
9/15/2020	103	73.1	21.1						
9/16/2020				98	119				139
9/17/2020								164	
9/18/2020						122	163		
9/21/2020									
11/10/2020									
12/15/2020									

Prediction Limit

Constituent: Calcium (mg/L) Analysis Run 4/17/2024 2:36 PM View: Appendix III

Plant Hammond Client: Southern Company Data: Hammond AP-1

	HGWA-1 (bg)	HGWA-3 (bg)	HGWA-2 (bg)	HGWC-7	HGWC-8	HGWC-11	HGWC-12	HGWC-9	HGWC-10
1/19/2021									
3/10/2021	111								
3/11/2021		83.8	43.8						
3/12/2021									146 (M1)
3/15/2021				113	156				
3/16/2021						132	166	182	
3/17/2021									
8/11/2021	113								
8/12/2021		84	21.9						
8/13/2021									
8/16/2021				112					
8/17/2021								183	153
8/18/2021					147	128	163		
8/19/2021									
2/1/2022	106	85.1	27.2						
2/9/2022						144	172	183	76.8
2/10/2022				108	153				
8/2/2022	117	84.6	31.2						
8/3/2022				125	153	131	167		125
8/4/2022								196	
8/11/2022				119					
1/23/2023		85							
1/24/2023	117		29.4						
1/26/2023						113	154	173	
1/27/2023				124					60.4
2/1/2023					110				
8/8/2023	118	78.3	30.7						
8/10/2023						100	156		155
8/11/2023								168	
8/12/2023				101	122				
2/13/2024	116	83.6	38.8						
2/14/2024				109	96.2				
2/15/2024						125	171	148	68.4
2/16/2024									

Prediction Limit

Constituent: Calcium (mg/L) Analysis Run 4/17/2024 2:36 PM View: Appendix III

Plant Hammond Client: Southern Company Data: Hammond AP-1

	HGWC-13	HGWA-43D (bg)	HGWA-44D (bg)
5/19/2016			
5/20/2016			
5/23/2016	133		
7/11/2016			
7/12/2016	101		
8/30/2016			
9/1/2016	120		
10/19/2016			
10/20/2016			
10/24/2016	127		
12/6/2016			
12/7/2016	113		
1/24/2017			
1/25/2017			
1/26/2017	77.9		
3/21/2017			
3/22/2017	85.1		
5/22/2017			
5/23/2017			
5/24/2017	77.1		
10/3/2017	62		
6/4/2018			
6/5/2018	110		
6/6/2018			
10/1/2018			
10/2/2018			
10/3/2018			
10/5/2018	73.6		
4/1/2019			
4/2/2019			
4/3/2019			
4/5/2019	77.1		
9/23/2019			
9/24/2019			
9/25/2019			
9/26/2019	195		
9/27/2019			
3/25/2020			
3/26/2020			
3/27/2020			
3/30/2020	234		
3/31/2020			
4/1/2020			
6/16/2020			
6/17/2020			
9/15/2020			
9/16/2020		56	30
9/17/2020			
9/18/2020			
9/21/2020	173		
11/10/2020		63.3	33.6
12/15/2020		62.6	28.7

Prediction Limit

Constituent: Calcium (mg/L) Analysis Run 4/17/2024 2:36 PM View: Appendix III

Plant Hammond Client: Southern Company Data: Hammond AP-1

	HGWC-13	HGWA-43D (bg)	HGWA-44D (bg)
1/19/2021		60.1	33
3/10/2021			5.9
3/11/2021		59.6	
3/12/2021			
3/15/2021			
3/16/2021			
3/17/2021	184		
8/11/2021		61	
8/12/2021			
8/13/2021			28.9
8/16/2021			
8/17/2021			
8/18/2021			
8/19/2021	179		
2/1/2022		55.9	24.8
2/9/2022			
2/10/2022	206		
8/2/2022		54.1	20.9
8/3/2022	237		
8/4/2022			
8/11/2022			
1/23/2023			
1/24/2023		56.6	13.2
1/26/2023	234		
1/27/2023			
2/1/2023			
8/8/2023		52.8	8.1
8/10/2023			
8/11/2023			
8/12/2023	172		
2/13/2024		53.3	9.9
2/14/2024			
2/15/2024			
2/16/2024	152		

Prediction Limit

Constituent: Chloride (mg/L) Analysis Run 4/17/2024 2:36 PM View: Appendix III

Plant Hammond Client: Southern Company Data: Hammond AP-1

	HGWA-1 (bg)	HGWA-3 (bg)	HGWA-2 (bg)	HGWC-7	HGWC-8	HGWC-11	HGWC-12	HGWC-9	HGWC-10
5/19/2016	9.94	5.93	6.14						
5/20/2016				50.4	109				
5/23/2016						51.9	160	152	56.1
7/11/2016	6.3		5.9						
7/12/2016		6.2		50	110	100	160	160	63
8/30/2016	6	6.4	6.2						
9/1/2016				50	110	58	140	160	77
10/19/2016	5.8	6.5	6.1						
10/20/2016				49	110			110	
10/24/2016						220	160		99
12/6/2016	5.4	7.2	6	51	100			150	
12/7/2016						180	190		96
1/24/2017	5.2	6.4	6.1						
1/25/2017				54	110				
1/26/2017						90	160	170	7
3/21/2017	4.6	7.5	5.9	46	110				
3/22/2017						37	130	160	82
5/22/2017	4.6	6.5	5.9						
5/23/2017				49	130			150	
5/24/2017						69	120		81
10/3/2017	5.6	6.5	6.3	52	130	28	93	160	100
6/4/2018	13.1	6.3	6.1						
6/5/2018				52.3		56.1			66.6
6/6/2018					44.8		46.4	138	
10/1/2018	6.6	6.4	6.4						
10/2/2018				52.6	89.4			142	48.3
10/3/2018						24.8	88.4		
10/5/2018									
4/1/2019		6.5							
4/2/2019	20.3		5.8	55.5					
4/3/2019					91.6	4.6	62.8	130	49.3
4/5/2019									
9/23/2019	17.7	5.9	5.1						
9/24/2019					60.2				
9/25/2019				49.8					
9/26/2019									
9/27/2019						27.9	81	126	49.9
3/25/2020	20.4	6.1	5.2						
3/26/2020							48		
3/27/2020				48.3	79.8				
3/30/2020									
3/31/2020						3.2		105	
4/1/2020									5.4
6/16/2020	41.1	5.8			67.9				
6/17/2020				45.2					
9/15/2020	13.4	6	5						
9/16/2020				46.4	74.6				39.7
9/17/2020								105	
9/18/2020						34.9	74.6		
9/21/2020									
11/10/2020									
12/15/2020									

Prediction Limit

Constituent: Chloride (mg/L) Analysis Run 4/17/2024 2:36 PM View: Appendix III

Plant Hammond Client: Southern Company Data: Hammond AP-1

	HGWA-1 (bg)	HGWA-3 (bg)	HGWA-2 (bg)	HGWC-7	HGWC-8	HGWC-11	HGWC-12	HGWC-9	HGWC-10
1/19/2021									
3/10/2021	7.4								
3/11/2021		5.9	5.1						
3/12/2021									35
3/15/2021				44.5	72.4				
3/16/2021						11.5	56.8	94.7	
3/17/2021									
8/11/2021	9.6								
8/12/2021		4.8	5.2						
8/13/2021									
8/16/2021				40.3					
8/17/2021								88.6	28.3
8/18/2021					50.9	19.9	47.3		
8/19/2021									
2/1/2022	7.5	5.7	7						
2/9/2022						20.4	46.8	84.4	1.2
2/10/2022				39.8	48.2				
8/2/2022	14.1	5.9	7.8						
8/3/2022				37.9	54.1	13.8	39.2		12.3
8/4/2022								86.8	
8/11/2022				37.7					
1/23/2023		5.6							
1/24/2023	9		7.1						
1/26/2023						8.8	34.6	86.9	
1/27/2023				40					1.6
2/1/2023					52.4				
8/8/2023	26	5.3	6.6						
8/10/2023						6.5	30.6		13.4
8/11/2023								78.9	
8/12/2023				33.3	53.1				
2/13/2024	10	5.3	6.3						
2/14/2024				35.8	32.9				
2/15/2024						14.5	37.7	83.2	2.6
2/16/2024									

Prediction Limit

Constituent: Chloride (mg/L) Analysis Run 4/17/2024 2:36 PM View: Appendix III

Plant Hammond Client: Southern Company Data: Hammond AP-1

	HGWC-13	HGWA-43D (bg)	HGWA-44D (bg)
5/19/2016			
5/20/2016			
5/23/2016	93.2		
7/11/2016			
7/12/2016	78		
8/30/2016			
9/1/2016	100		
10/19/2016			
10/20/2016			
10/24/2016	140		
12/6/2016			
12/7/2016	110		
1/24/2017			
1/25/2017			
1/26/2017	70		
3/21/2017			
3/22/2017	59		
5/22/2017			
5/23/2017			
5/24/2017	50		
10/3/2017	29		
6/4/2018			
6/5/2018	72.3		
6/6/2018			
10/1/2018			
10/2/2018			
10/3/2018			
10/5/2018	32.3		
4/1/2019			
4/2/2019			
4/3/2019			
4/5/2019	36.4		
9/23/2019			
9/24/2019			
9/25/2019			
9/26/2019	109		
9/27/2019			
3/25/2020			
3/26/2020			
3/27/2020			
3/30/2020	75.1		
3/31/2020			
4/1/2020			
6/16/2020			
6/17/2020			
9/15/2020			
9/16/2020		4.1	7.2
9/17/2020			
9/18/2020			
9/21/2020	41.2		
11/10/2020		4.4	7.8
12/15/2020		4.7	9.4

Prediction Limit

Constituent: Chloride (mg/L) Analysis Run 4/17/2024 2:36 PM View: Appendix III

Plant Hammond Client: Southern Company Data: Hammond AP-1

	HGWC-13	HGWA-43D (bg)	HGWA-44D (bg)
1/19/2021		4.1	9.5
3/10/2021			12.3
3/11/2021		4.5	
3/12/2021			
3/15/2021			
3/16/2021			
3/17/2021	31.4		
8/11/2021		3.5	
8/12/2021			
8/13/2021			39.9
8/16/2021			
8/17/2021			
8/18/2021			
8/19/2021	24.4		
2/1/2022		4.1	44.8
2/9/2022			
2/10/2022	17.4		
8/2/2022		4.3	19.8
8/3/2022	13		
8/4/2022			
8/11/2022			
1/23/2023			
1/24/2023		4.3	24.9
1/26/2023	12.5		
1/27/2023			
2/1/2023			
8/8/2023		3.5	27
8/10/2023			
8/11/2023			
8/12/2023	15.3		
2/13/2024		3.9	27.7
2/14/2024			
2/15/2024			
2/16/2024	16.7		

Prediction Limit

Constituent: Fluoride (mg/L) Analysis Run 4/17/2024 2:36 PM View: Appendix III

Plant Hammond Client: Southern Company Data: Hammond AP-1

	HGWA-1 (bg)	HGWA-3 (bg)	HGWA-2 (bg)	HGWC-7	HGWC-8	HGWC-11	HGWC-13	HGWC-10	HGWC-9
5/19/2016	0.105 (J)	0.0513 (J)	0.0303 (J)						
5/20/2016				0.0828 (J)	0.499				
5/23/2016						0.203 (J)	0.2587 (J)	0.0394 (J)	<0.1
7/11/2016	0.16 (J)		0.05 (J)						
7/12/2016		0.12 (J)		0.2 (J)	0.67	0.44	0.53	0.15 (J)	0.24 (J)
8/30/2016	0.09 (J)	0.09 (J)	0.06 (J)						
9/1/2016				0.51	0.94	0.67	0.74	0.5	0.46
10/19/2016	0.1 (J)	0.1 (J)	0.04 (J)						
10/20/2016				0.4	0.56				0.56
10/24/2016						0.26 (J)	0.31	0.06 (J)	
12/6/2016	0.11 (J)	0.21 (J)	0.36	0.26 (J)	0.76				0.31
12/7/2016						0.55	1	0.44	
1/24/2017	0.09 (J)	0.06 (J)	<0.1						
1/25/2017				0.24 (J)	1.1				
1/26/2017						0.27 (J)	0.68	0.29 (J)	0.004 (J)
3/21/2017	0.13 (J)	0.005 (J)	<0.1	0.13 (J)	0.46				
3/22/2017						0.66	0.76	0.34	0.28 (J)
5/22/2017	0.12 (J)	0.05 (J)	<0.1						
5/23/2017				0.11 (J)	0.65				0.29 (J)
5/24/2017						0.35	0.54	0.13 (J)	
10/3/2017	0.13 (J)	0.13 (J)	<0.1	0.17 (J)	0.66	0.56	0.83	0.46	0.53
4/2/2018	<0.1		<0.1						
4/3/2018		<0.1		<0.1	0.39				<0.1
4/4/2018						0.39	0.65	<0.1	
6/4/2018	0.074 (J)	<0.1	<0.1						
6/5/2018				0.099 (J)		0.24 (J)	0.47	<0.1	
6/6/2018					0.46				0.12 (J)
10/1/2018	<0.1	<0.1	<0.1						
10/2/2018				<0.1	0.51			0.17 (J)	0.031 (J)
10/3/2018						0.31			
10/5/2018							0.77		
3/12/2019	0.29 (J)	0.072 (J)	0.038 (J)		0.58				
3/13/2019				0.12 (J)		0.51	0.78	0.17 (J)	0.14 (J)
3/14/2019									
4/1/2019		0.029 (J)							
4/2/2019	0.1 (J)		0.071 (J)	0.097 (J)					
4/3/2019					0.63	0.43		0.082 (J)	0.14 (J)
4/5/2019							0.83		
9/23/2019	0.078 (J)	<0.1	<0.1						
9/24/2019					0.49				
9/25/2019				0.1 (J)					
9/26/2019							0.64		
9/27/2019						0.42		0.17 (J)	0.26 (J)
3/2/2020	0.076 (J)	<0.1	<0.1						
3/3/2020					0.45	0.24 (J)		0.11 (J)	
3/4/2020				0.077 (J)			0.37		0.08 (J)
3/25/2020	0.098 (J)	<0.1	<0.1						
3/26/2020									
3/27/2020				0.059 (J)	0.46				
3/30/2020							0.44		
3/31/2020						0.19 (J)			0.074 (J)
4/1/2020								0.12 (J)	

ND substitution: RL or RL/2 if <15% NDs.

Prediction Limit

Constituent: Fluoride (mg/L) Analysis Run 4/17/2024 2:36 PM View: Appendix III

Plant Hammond Client: Southern Company Data: Hammond AP-1

	HGWA-1 (bg)	HGWA-3 (bg)	HGWA-2 (bg)	HGWC-7	HGWC-8	HGWC-11	HGWC-13	HGWC-10	HGWC-9
6/16/2020	0.071 (J)	<0.1			0.45				
6/17/2020				0.077 (J)					
9/15/2020	0.082 (J)	<0.1	<0.1						
9/16/2020				0.081 (J)	0.53			<0.1	
9/17/2020									0.1
9/18/2020						0.15			
9/21/2020							0.44		
11/10/2020									
12/15/2020									
1/19/2021									
2/8/2021	0.078 (J)								
2/9/2021		0.074 (J)	<0.1						
2/10/2021				0.085 (J)					
2/12/2021						0.17			
2/15/2021								0.08 (J)	
2/16/2021					0.47				0.096 (J)
2/22/2021							0.55		
3/10/2021	0.079 (J)								
3/11/2021		<0.1	0.1						
3/12/2021								0.054 (J)	
3/15/2021				0.086 (J)	0.51				
3/16/2021						0.21			0.098 (J)
3/17/2021							0.65		
8/11/2021	0.058 (J)								
8/12/2021		<0.1	<0.1						
8/13/2021									
8/16/2021				0.084 (J)					
8/17/2021								<0.1	0.095 (J)
8/18/2021					0.41	0.21			
8/19/2021							0.53		
2/1/2022	0.064 (J)	<0.1	<0.1						
2/9/2022						0.2		0.12	0.1
2/10/2022				0.083 (J)	0.42		0.53		
8/2/2022	0.09 (J)	0.067 (J)	0.053 (J)						
8/3/2022				0.11	0.44	0.22	0.55	0.13	
8/4/2022									0.13
8/11/2022				0.11					
1/23/2023		0.061 (J)							
1/24/2023	0.089 (J)		0.053 (J)						
1/26/2023						0.2	0.4		0.11
1/27/2023				0.1				0.16	
2/1/2023					0.4				
8/8/2023	0.088 (J)	0.055 (J)	0.07 (J)						
8/10/2023						0.15		0.05 (J)	
8/11/2023									0.12
8/12/2023				0.071 (J)	0.59		0.32		
2/13/2024	0.071 (J)	<0.1	0.17						
2/14/2024				0.081 (J)	0.3				
2/15/2024						0.21		0.12	0.087 (J)
2/16/2024							0.33		

ND substitution: RL or RL/2 if <15% NDs.

Prediction Limit

Constituent: Fluoride (mg/L) Analysis Run 4/17/2024 2:36 PM View: Appendix III

Plant Hammond Client: Southern Company Data: Hammond AP-1

	HGWC-12	HGWA-43D (bg)	HGWA-44D (bg)
5/19/2016			
5/20/2016			
5/23/2016	0.212 (J)		
7/11/2016			
7/12/2016	0.31		
8/30/2016			
9/1/2016	0.62		
10/19/2016			
10/20/2016			
10/24/2016	0.19 (J)		
12/6/2016			
12/7/2016	0.73		
1/24/2017			
1/25/2017			
1/26/2017	0.12 (J)		
3/21/2017			
3/22/2017	0.44		
5/22/2017			
5/23/2017			
5/24/2017	0.34		
10/3/2017	0.58		
4/2/2018			
4/3/2018			
4/4/2018	<0.1		
6/4/2018			
6/5/2018			
6/6/2018	0.21 (J)		
10/1/2018			
10/2/2018			
10/3/2018	0.15 (J)		
10/5/2018			
3/12/2019			
3/13/2019			
3/14/2019	1.1		
4/1/2019			
4/2/2019			
4/3/2019	0.3 (J)		
4/5/2019			
9/23/2019			
9/24/2019			
9/25/2019			
9/26/2019			
9/27/2019	0.26 (J)		
3/2/2020			
3/3/2020	0.21 (J)		
3/4/2020			
3/25/2020			
3/26/2020	0.17 (J)		
3/27/2020			
3/30/2020			
3/31/2020			
4/1/2020			

ND substitution: RL or RL/2 if <15% NDs.

Prediction Limit

Constituent: Fluoride (mg/L) Analysis Run 4/17/2024 2:36 PM View: Appendix III

Plant Hammond Client: Southern Company Data: Hammond AP-1

	HGWC-12	HGWA-43D (bg)	HGWA-44D (bg)
6/16/2020			
6/17/2020			
9/15/2020			
9/16/2020		0.22	0.52
9/17/2020			
9/18/2020	0.15		
9/21/2020			
11/10/2020		0.19	0.59
12/15/2020		0.21	0.67
1/19/2021		0.16	0.74
2/8/2021			
2/9/2021		0.19	0.44
2/10/2021			
2/12/2021	0.19		
2/15/2021			
2/16/2021			
2/22/2021			
3/10/2021			0.65
3/11/2021		0.2	
3/12/2021			
3/15/2021			
3/16/2021	0.2		
3/17/2021			
8/11/2021		0.15	
8/12/2021			
8/13/2021			0.87
8/16/2021			
8/17/2021			
8/18/2021	0.15		
8/19/2021			
2/1/2022		0.19	0.96
2/9/2022	0.2		
2/10/2022			
8/2/2022		0.22	0.8
8/3/2022	0.21		
8/4/2022			
8/11/2022			
1/23/2023			
1/24/2023		0.23	1.3
1/26/2023	0.21		
1/27/2023			
2/1/2023			
8/8/2023		0.18	1.3
8/10/2023	0.17		
8/11/2023			
8/12/2023			
2/13/2024		0.2	1.5
2/14/2024			
2/15/2024	0.19		
2/16/2024			

Prediction Limit

Constituent: pH, Field (SU) Analysis Run 4/17/2024 2:36 PM View: Appendix III

Plant Hammond Client: Southern Company Data: Hammond AP-1

	HGWA-1 (bg)	HGWA-3 (bg)	HGWA-2 (bg)	HGWC-7	HGWC-8	HGWC-12	HGWC-13	HGWC-11	HGWC-10
5/19/2016	7.27	7.45	5.81						
5/20/2016				7.14	6.99				
5/23/2016						7.15	7.14	6.22	6.83
7/11/2016	7.06		5.68						
7/12/2016		7.32		7.13	6.88	6.87	7.04	6.04	6.58
8/30/2016	7.28	7.43	5.63						
9/1/2016				7.29	6.73	7.2	7.24	6.26	6.54
10/19/2016	7.02	7.03	5.46						
10/20/2016				7.1	6.9				
10/24/2016						7.1	6.9	6.46	6.59
12/6/2016	7.09	7.08	5.38	7.15	6.98				
12/7/2016						6.92	6.91	6.29	6.56
1/24/2017	7.2	7.39	5.37						
1/25/2017				7.11	7.04				
1/26/2017						7.05	7.08	6.46	6.83
3/21/2017	7.01	6.83	4.9	7.12	6.87				
3/22/2017						7.08	7.13	5.81	6.66
5/22/2017	7.11	7.02	5.2						
5/23/2017				7.08	6.87				
5/24/2017						7.11	7.15	6.51	6.67
10/3/2017	7.21	7.47	5.3	7.21	6.72	7.01	7.32	6.25	6.54
4/2/2018	7.1		5.4						
4/3/2018		7.38		7.14	6.87				
4/4/2018						7.12	7.27	5.86	6.61
6/4/2018	7.06	7.38	5.27						
6/5/2018				7.13			7.2	6.27	6.65
6/6/2018					6.9	7.12			
10/1/2018	7.09	7.13	5.31						
10/2/2018				7.12	6.9				6.55
10/3/2018						7.08		5.97	
10/5/2018							7.24		
3/12/2019	7.03	7.29	5.42		6.91				
3/13/2019				7.27			7.24	5.92	6.7
3/14/2019						7.09			
4/1/2019		7.16							
4/2/2019	6.86		5.41	7.27					
4/3/2019					6.85	6.96		5.69	6.55
4/5/2019							7.24		
9/23/2019	7.02	7.3	5.33						
9/24/2019					6.95				
9/25/2019				7.11					
9/26/2019							6.94		
9/27/2019						7.07		5.75	6.64
3/2/2020	7.1	7.12	5.43						
3/3/2020					7.06	6.95		5.95	6.67
3/4/2020				7.17			7.16		
3/25/2020	6.95	7.4	5.36						
3/26/2020						6.99			
3/27/2020				7.05	6.95				
3/30/2020							6.91		
3/31/2020								5.7	
4/1/2020									6.84

Prediction Limit

Constituent: pH, Field (SU) Analysis Run 4/17/2024 2:36 PM View: Appendix III

Plant Hammond Client: Southern Company Data: Hammond AP-1

	HGWA-1 (bg)	HGWA-3 (bg)	HGWA-2 (bg)	HGWC-7	HGWC-8	HGWC-12	HGWC-13	HGWC-11	HGWC-10
6/16/2020	6.97 (D)	7.31 (D)			6.97 (D)				
6/17/2020				7.2 (D)					
9/15/2020	7.15	7.29	5.22						
9/16/2020				7.3	6.92				6.66
9/17/2020									
9/18/2020						7.15		6.42	
9/21/2020							7.34		
11/10/2020									
12/15/2020									
1/19/2021									
2/8/2021	7.11								
2/9/2021		7.23	5.42						
2/10/2021				7.29					
2/12/2021						6.23		7.27	
2/15/2021									6.83
2/16/2021					7.16				
2/22/2021							7.27		
3/10/2021	6.95								
3/11/2021		7.33	5.8						
3/12/2021									6.76
3/15/2021				7.19	7.09				
3/16/2021						7.15		5.95	
3/17/2021							7.33		
8/11/2021	6.98								
8/12/2021		7.31	5.05						
8/13/2021									
8/16/2021				7.12					
8/17/2021									6.75
8/18/2021					7.02	6.89		6.1	
8/19/2021							7.38		
2/1/2022	7.19	7.45	5.24						
2/9/2022						7.23		6.55	7
2/10/2022				7.22	6.99		7.54		
8/3/2022				6.93	6.84	7.13	7.09	6.23	6.73
8/4/2022									
8/11/2022				7.07					
1/23/2023		7.32							
1/24/2023	6.76		5.22						
1/26/2023						7.1	6.9	6.23	
1/27/2023				7.25					6.89
2/1/2023					6.6				
8/8/2023	7.05	7.42	5.01						
8/10/2023						7.08		5.9	6.81
8/11/2023									
8/12/2023				7.36	6.84		6.89		
2/13/2024	7.06	7.35	5.49						
2/14/2024				7.3	6.66				
2/15/2024						7.02		6.36	6.93
2/16/2024							6.9		

Prediction Limit

Constituent: pH, Field (SU) Analysis Run 4/17/2024 2:36 PM View: Appendix III

Plant Hammond Client: Southern Company Data: Hammond AP-1

	HGWC-9	HGWA-44D (bg)	HGWA-43D (bg)
5/19/2016			
5/20/2016			
5/23/2016	7.23		
7/11/2016			
7/12/2016	6.87		
8/30/2016			
9/1/2016	7.15		
10/19/2016			
10/20/2016	7.05		
10/24/2016			
12/6/2016	7.15		
12/7/2016			
1/24/2017			
1/25/2017			
1/26/2017	6.99		
3/21/2017			
3/22/2017	7.03		
5/22/2017			
5/23/2017	7.05		
5/24/2017			
10/3/2017	7.07		
4/2/2018			
4/3/2018	6.99		
4/4/2018			
6/4/2018			
6/5/2018			
6/6/2018	7.02		
10/1/2018			
10/2/2018	7.05		
10/3/2018			
10/5/2018			
3/12/2019			
3/13/2019	7.06		
3/14/2019			
4/1/2019			
4/2/2019			
4/3/2019	6.88		
4/5/2019			
9/23/2019			
9/24/2019			
9/25/2019			
9/26/2019			
9/27/2019	7.01		
3/2/2020			
3/3/2020			
3/4/2020	6.97		
3/25/2020			
3/26/2020			
3/27/2020			
3/30/2020			
3/31/2020	7.07		
4/1/2020			

Prediction Limit

Constituent: pH, Field (SU) Analysis Run 4/17/2024 2:36 PM View: Appendix III

Plant Hammond Client: Southern Company Data: Hammond AP-1

	HGWC-9	HGWA-44D (bg)	HGWA-43D (bg)
6/16/2020			
6/17/2020			
9/15/2020			
9/16/2020		7.83	7.52
9/17/2020	6.99		
9/18/2020			
9/21/2020			
11/10/2020		7.84	7.27
12/15/2020		7.87	7.39
1/19/2021		7.86	7.39
2/8/2021			
2/9/2021		7.84	7.44
2/10/2021			
2/12/2021			
2/15/2021			
2/16/2021	7.26		
2/22/2021			
3/10/2021		7.92	
3/11/2021			7.46
3/12/2021			
3/15/2021			
3/16/2021	7.1		
3/17/2021			
8/11/2021			7.4
8/12/2021			
8/13/2021		7.77	
8/16/2021			
8/17/2021	7.1		
8/18/2021			
8/19/2021			
2/1/2022		8.25	7.52
2/9/2022	7.3		
2/10/2022			
8/3/2022			
8/4/2022	7.03		
8/11/2022			
1/23/2023			
1/24/2023		8.22	7.56
1/26/2023	7.07		
1/27/2023			
2/1/2023			
8/8/2023		8.2	7.39
8/10/2023			
8/11/2023	7.09		
8/12/2023			
2/13/2024		8.1	7.47
2/14/2024			
2/15/2024	6.82		
2/16/2024			

Prediction Limit

Constituent: Sulfate (mg/L) Analysis Run 4/17/2024 2:36 PM View: Appendix III

Plant Hammond Client: Southern Company Data: Hammond AP-1

	HGWA-1 (bg)	HGWA-3 (bg)	HGWA-2 (bg)	HGWC-7	HGWC-8	HGWC-11	HGWC-12	HGWC-9	HGWC-10
5/19/2016	66.9	42.3	48.6						
5/20/2016				96	219				
5/23/2016						260	288	207	175
7/11/2016	41		45						
7/12/2016		44		100	230	390	320	230	190
8/30/2016	36	40	42						
9/1/2016				100	230	240	300	230	190
10/19/2016	46	43	44						
10/20/2016				110	240			240	
10/24/2016						370	270		190
12/6/2016	59	43	44	110	250			240	
12/7/2016						260	280		200
1/24/2017	46	48	46						
1/25/2017				110	260				
1/26/2017						230	260	270	90
3/21/2017	63	45	46	110	240				
3/22/2017						330	220	240	170
5/22/2017	77	46	48						
5/23/2017				110	270			240	
5/24/2017						230	210		190
10/3/2017	42	48	47	120	230	230	190	240	200
6/4/2018	71.8	46.6	47.8						
6/5/2018				117		204			205
6/6/2018					190		162	214	
10/1/2018	49.1	48.6	48.1						
10/2/2018				120	193			218	178
10/3/2018						233	191		
10/5/2018									
4/1/2019		50.4							
4/2/2019	84.3		48.7	127					
4/3/2019					194	298	176	214	159
4/5/2019									
9/23/2019	70.2	43.9	47.2						
9/24/2019					133				
9/25/2019				109					
9/26/2019									
9/27/2019						<1	198	214	181
3/25/2020	85.9	50.5	46.3						
3/26/2020							182		
3/27/2020				109	173				
3/30/2020									
3/31/2020						283		185	
4/1/2020									59
6/16/2020	88.2	49.5			157				
6/17/2020				102					
9/15/2020	47.3	44.7	51.5						
9/16/2020				109	194				169
9/17/2020								209	
9/18/2020						272	266		
9/21/2020									
11/10/2020									
12/15/2020									

ND substitution: RL or RL/2 if <15% NDs.

Prediction Limit

Constituent: Sulfate (mg/L) Analysis Run 4/17/2024 2:36 PM View: Appendix III

Plant Hammond Client: Southern Company Data: Hammond AP-1

	HGWA-1 (bg)	HGWA-3 (bg)	HGWA-2 (bg)	HGWC-7	HGWC-8	HGWC-11	HGWC-12	HGWC-9	HGWC-10
1/19/2021									
3/10/2021	49.6								
3/11/2021		50.4	52.9						
3/12/2021									120
3/15/2021				107	272				
3/16/2021						291	248	211	
3/17/2021									
8/11/2021	48.9								
8/12/2021		38.6	47.4						
8/13/2021									
8/16/2021				98.1					
8/17/2021								207	156
8/18/2021					245	237	226		
8/19/2021									
2/1/2022	43.7	46	67.1						
2/9/2022						276	252	224	49.2
2/10/2022				97.5	224				
8/2/2022	58.1	43.5	86.9						
8/3/2022				105	241	254	236		119
8/4/2022								243	
8/11/2022				121					
1/23/2023		39.5							
1/24/2023	48.3		79.7						
1/26/2023						209	228	217	
1/27/2023				119					37.3
2/1/2023					179				
8/8/2023	67.7	35	89.9						
8/10/2023						190	209		128
8/11/2023								197	
8/12/2023				84.2	170				
2/13/2024	50.4	35.5	93.9						
2/14/2024				102	137				
2/15/2024						208	240	199	51.2
2/16/2024									

Prediction Limit

Constituent: Sulfate (mg/L) Analysis Run 4/17/2024 2:36 PM View: Appendix III

Plant Hammond Client: Southern Company Data: Hammond AP-1

	HGWC-13	HGWA-43D (bg)	HGWA-44D (bg)
5/19/2016			
5/20/2016			
5/23/2016	215		
7/11/2016			
7/12/2016	210		
8/30/2016			
9/1/2016	190		
10/19/2016			
10/20/2016			
10/24/2016	180		
12/6/2016			
12/7/2016	120		
1/24/2017			
1/25/2017			
1/26/2017	83		
3/21/2017			
3/22/2017	100		
5/22/2017			
5/23/2017			
5/24/2017	110		
10/3/2017	67		
6/4/2018			
6/5/2018	187		
6/6/2018			
10/1/2018			
10/2/2018			
10/3/2018			
10/5/2018	78.3		
4/1/2019			
4/2/2019			
4/3/2019			
4/5/2019	105		
9/23/2019			
9/24/2019			
9/25/2019			
9/26/2019	444		
9/27/2019			
3/25/2020			
3/26/2020			
3/27/2020			
3/30/2020	393		
3/31/2020			
4/1/2020			
6/16/2020			
6/17/2020			
9/15/2020			
9/16/2020		43	6.9
9/17/2020			
9/18/2020			
9/21/2020	359		
11/10/2020		39	6.3
12/15/2020		38.8	6.7

Prediction Limit

Constituent: Sulfate (mg/L) Analysis Run 4/17/2024 2:36 PM View: Appendix III

Plant Hammond Client: Southern Company Data: Hammond AP-1

	HGWC-13	HGWA-43D (bg)	HGWA-44D (bg)
1/19/2021		37.3	7.4
3/10/2021			<1
3/11/2021		38.6	
3/12/2021			
3/15/2021			
3/16/2021			
3/17/2021	384		
8/11/2021		30.5	
8/12/2021			
8/13/2021			56.1
8/16/2021			
8/17/2021			
8/18/2021			
8/19/2021	339		
2/1/2022		37.5	56.3
2/9/2022			
2/10/2022	371		
8/2/2022		37	13.2
8/3/2022	451		
8/4/2022			
8/11/2022			
1/23/2023			
1/24/2023		34.7	10.1
1/26/2023	495		
1/27/2023			
2/1/2023			
8/8/2023		25.6	1.3
8/10/2023			
8/11/2023			
8/12/2023	347		
2/13/2024		28.9	2
2/14/2024			
2/15/2024			
2/16/2024	285		

ND substitution: RL or RL/2 if <15% NDs.

Prediction Limit

Constituent: Total Dissolved Solids (mg/L) Analysis Run 4/17/2024 2:36 PM View: Appendix III

Plant Hammond Client: Southern Company Data: Hammond AP-1

	HGWA-1 (bg)	HGWA-3 (bg)	HGWA-2 (bg)	HGWC-7	HGWC-8	HGWC-11	HGWC-12	HGWC-9	HGWC-10
5/19/2016	421	267	143						
5/20/2016				427	711				
5/23/2016						564	1060	984	629
7/11/2016	363		125						
7/12/2016		249		410	704	627	909	887	661
8/30/2016	330	254	168						
9/1/2016				484	763	656	1480	956	769
10/19/2016	380	357	176						
10/20/2016				393	644			642	
10/24/2016						836	868		643
12/6/2016	377	285	145	492	733			899	
12/7/2016						748	811		697
1/24/2017	342	300	129						
1/25/2017				461	744				
1/26/2017						571	846	869	368
3/21/2017	340	288	103	415	818				
3/22/2017						597	804	936	683
5/22/2017	338	263	92						
5/23/2017				450	765			939	
5/24/2017						566	803		696
10/3/2017	343	300	127	464	812	443	608	1040	746
6/4/2018	415	266	140						
6/5/2018				459		489			679
6/6/2018					611		535	810	
10/1/2018	354	291	135						
10/2/2018				426	597			693	572
10/3/2018						449	607		
10/5/2018									
4/1/2019		284							
4/2/2019	452		133	428					
4/3/2019					543	483	462	673	525
4/5/2019									
9/23/2019	442	268	129						
9/24/2019					457				
9/25/2019				503					
9/26/2019									
9/27/2019						528	653	730	624
3/25/2020	496	284	138						
3/26/2020							533		
3/27/2020				413	541				
3/30/2020									
3/31/2020						565		1010	
4/1/2020									290
6/16/2020	632	448			573				
6/17/2020				423					
9/15/2020	265	258	124						
9/16/2020				392	552				490
9/17/2020								680	
9/18/2020						626	704		
9/21/2020									
11/10/2020									
12/15/2020									

Prediction Limit

Constituent: Total Dissolved Solids (mg/L) Analysis Run 4/17/2024 2:36 PM View: Appendix III

Plant Hammond Client: Southern Company Data: Hammond AP-1

	HGWA-1 (bg)	HGWA-3 (bg)	HGWA-2 (bg)	HGWC-7	HGWC-8	HGWC-11	HGWC-12	HGWC-9	HGWC-10
1/19/2021									
3/10/2021	348								
3/11/2021		267	169						
3/12/2021									490 (H1)
3/15/2021				370	614				
3/16/2021						558	614	672	
3/17/2021									
8/11/2021	366								
8/12/2021		265	118						
8/13/2021									
8/16/2021				407					
8/17/2021								704	496
8/18/2021					620	566	600		
8/19/2021									
2/1/2022	270	350	156						
2/9/2022						544	678	756	250
2/10/2022				414	578				
8/2/2022	400	287	196						
8/3/2022				441	648	572	650		433
8/4/2022								760	
8/11/2022				445					
1/23/2023		293							
1/24/2023	369		164						
1/26/2023						429	624	745	
1/27/2023				473					188
2/1/2023					528				
8/8/2023	457	285	189						
8/10/2023						438	683		504
8/11/2023								757	
8/12/2023				378	564				
2/13/2024	402	284	214						
2/14/2024				440	407				
2/15/2024						491	660	663	229
2/16/2024									

Prediction Limit

Constituent: Total Dissolved Solids (mg/L) Analysis Run 4/17/2024 2:36 PM View: Appendix III

Plant Hammond Client: Southern Company Data: Hammond AP-1

	HGWC-13	HGWA-43D (bg)	HGWA-44D (bg)
5/19/2016			
5/20/2016			
5/23/2016	683		
7/11/2016			
7/12/2016	563		
8/30/2016			
9/1/2016	702		
10/19/2016			
10/20/2016			
10/24/2016	647		
12/6/2016			
12/7/2016	465		
1/24/2017			
1/25/2017			
1/26/2017	411		
3/21/2017			
3/22/2017	427		
5/22/2017			
5/23/2017			
5/24/2017	377		
10/3/2017	268		
6/4/2018			
6/5/2018	528		
6/6/2018			
10/1/2018			
10/2/2018			
10/3/2018			
10/5/2018	322		
4/1/2019			
4/2/2019			
4/3/2019			
4/5/2019	331		
9/23/2019			
9/24/2019			
9/25/2019			
9/26/2019	1010		
9/27/2019			
3/25/2020			
3/26/2020			
3/27/2020			
3/30/2020	895		
3/31/2020			
4/1/2020			
6/16/2020			
6/17/2020			
9/15/2020			
9/16/2020		272	270
9/17/2020			
9/18/2020			
9/21/2020	732		
11/10/2020		307	287
12/15/2020		289	295

Prediction Limit

Constituent: Total Dissolved Solids (mg/L) Analysis Run 4/17/2024 2:36 PM View: Appendix III

Plant Hammond Client: Southern Company Data: Hammond AP-1

	HGWC-13	HGWA-43D (bg)	HGWA-44D (bg)
1/19/2021		270	278
3/10/2021			289
3/11/2021		279	
3/12/2021			
3/15/2021			
3/16/2021			
3/17/2021	716		
8/11/2021		277	
8/12/2021			
8/13/2021			436
8/16/2021			
8/17/2021			
8/18/2021			
8/19/2021	726		
2/1/2022		156	444
2/9/2022			
2/10/2022	814		
8/2/2022		278	311
8/3/2022	958		
8/4/2022			
8/11/2022			
1/23/2023			
1/24/2023		271	363
1/26/2023	962		
1/27/2023			
2/1/2023			
8/8/2023		274	361
8/10/2023			
8/11/2023			
8/12/2023	803		
2/13/2024		291	379
2/14/2024			
2/15/2024			
2/16/2024	666		

Appendix III Interwell Prediction Limits - July 2023 Non-Routine - Significant Results

Plant Hammond Client: Southern Company Data: Hammond AP-1 Printed 8/5/2024, 10:08 AM

Constituent	Well	Upper Lim.	Lower Lim.	Date	Observ.	Sig.	Bg N	Bg Mean	Std. Dev.	%NDs	ND Adj.	Transform	Alpha	Method
Boron (mg/L)	**HGWC-13**	**0.44**	**n/a**	**7/17/2023**	**1**	**Yes**	**80**	**n/a**	**n/a**	**5**	**n/a**	**n/a**	**0.0002983**	**NP Inter (normality) 1 of 2**
Boron (mg/L)	**HGWC-8**	**0.44**	**n/a**	**7/13/2023**	**2**	**Yes**	**80**	**n/a**	**n/a**	**5**	**n/a**	**n/a**	**0.0002983**	**NP Inter (normality) 1 of 2**
Calcium (mg/L)	**HGWC-13**	**138**	**n/a**	**7/17/2023**	**179**	**Yes**	**80**	**n/a**	**n/a**	**0**	**n/a**	**n/a**	**0.0002983**	**NP Inter (normality) 1 of 2**
Chloride (mg/L)	**HGWC-8**	**44.8**	**n/a**	**7/13/2023**	**47.9**	**Yes**	**80**	**n/a**	**n/a**	**0**	**n/a**	**n/a**	**0.0002983**	**NP Inter (normality) 1 of 2**
Sulfate (mg/L)	**HGWC-13**	**88.2**	**n/a**	**7/17/2023**	**393**	**Yes**	**80**	**n/a**	**n/a**	**1.25**	**n/a**	**n/a**	**0.0002983**	**NP Inter (normality) 1 of 2**
Sulfate (mg/L)	**HGWC-8**	**88.2**	**n/a**	**7/13/2023**	**163**	**Yes**	**80**	**n/a**	**n/a**	**1.25**	**n/a**	**n/a**	**0.0002983**	**NP Inter (normality) 1 of 2**
Total Dissolved Solids (mg/L)	**HGWC-13**	**632**	**n/a**	**7/17/2023**	**817**	**Yes**	**80**	**n/a**	**n/a**	**0**	**n/a**	**n/a**	**0.0002983**	**NP Inter (normality) 1 of 2**

Appendix III Interwell Prediction Limits - July 2023 Non-Routine - All Results

Plant Hammond Client: Southern Company Data: Hammond AP-1 Printed 8/5/2024, 10:08 AM

Constituent	Well	Upper Lim.	Lower Lim.	Date	Observ.	Sig.	Bg N	Bg Mean	Std. Dev.	%NDs	ND Adj.	Transform	Alpha	Method
Boron (mg/L)	**HGWC-13**	**0.44**	**n/a**	**7/17/2023**	**1**	**Yes**	**80**	**n/a**	**n/a**	**5**	**n/a**	**n/a**	**0.0002983**	**NP Inter (normality) 1 of 2**
Boron (mg/L)	**HGWC-8**	**0.44**	**n/a**	**7/13/2023**	**2**	**Yes**	**80**	**n/a**	**n/a**	**5**	**n/a**	**n/a**	**0.0002983**	**NP Inter (normality) 1 of 2**
Calcium (mg/L)	**HGWC-13**	**138**	**n/a**	**7/17/2023**	**179**	**Yes**	**80**	**n/a**	**n/a**	**0**	**n/a**	**n/a**	**0.0002983**	**NP Inter (normality) 1 of 2**
Calcium (mg/L)	HGWC-8	138	n/a	7/13/2023	107	No	80	n/a	n/a	0	n/a	n/a	0.0002983	NP Inter (normality) 1 of 2
Chloride (mg/L)	HGWC-13	44.8	n/a	7/17/2023	17.8	No	80	n/a	n/a	0	n/a	n/a	0.0002983	NP Inter (normality) 1 of 2
Chloride (mg/L)	**HGWC-8**	**44.8**	**n/a**	**7/13/2023**	**47.9**	**Yes**	**80**	**n/a**	**n/a**	**0**	**n/a**	**n/a**	**0.0002983**	**NP Inter (normality) 1 of 2**
Fluoride (mg/L)	HGWC-13	1.3	n/a	7/17/2023	0.32	No	94	n/a	n/a	28.72	n/a	n/a	0.0002194	NP Inter (normality) 1 of 2
Fluoride (mg/L)	HGWC-8	1.3	n/a	7/13/2023	0.49	No	94	n/a	n/a	28.72	n/a	n/a	0.0002194	NP Inter (normality) 1 of 2
pH, Field (SU)	HGWC-13	8.25	4.9	7/17/2023	6.67	No	89	n/a	n/a	0	n/a	n/a	0.0004864	NP Inter (normality) 1 of 2
pH, Field (SU)	HGWC-8	8.25	4.9	7/13/2023	6.65	No	89	n/a	n/a	0	n/a	n/a	0.0004864	NP Inter (normality) 1 of 2
Sulfate (mg/L)	**HGWC-13**	**88.2**	**n/a**	**7/17/2023**	**393**	**Yes**	**80**	**n/a**	**n/a**	**1.25**	**n/a**	**n/a**	**0.0002983**	**NP Inter (normality) 1 of 2**
Sulfate (mg/L)	**HGWC-8**	**88.2**	**n/a**	**7/13/2023**	**163**	**Yes**	**80**	**n/a**	**n/a**	**1.25**	**n/a**	**n/a**	**0.0002983**	**NP Inter (normality) 1 of 2**
Total Dissolved Solids (mg/L)	**HGWC-13**	**632**	**n/a**	**7/17/2023**	**817**	**Yes**	**80**	**n/a**	**n/a**	**0**	**n/a**	**n/a**	**0.0002983**	**NP Inter (normality) 1 of 2**
Total Dissolved Solids (mg/L)	HGWC-8	632	n/a	7/13/2023	513	No	80	n/a	n/a	0	n/a	n/a	0.0002983	NP Inter (normality) 1 of 2

Sanitas™ v.10.0.20 Software licensed to Groundwater Stats Consulting. UG

Exceeds Limit: HGWC-13, HGWC-8

Prediction Limit

Interwell Non-parametric

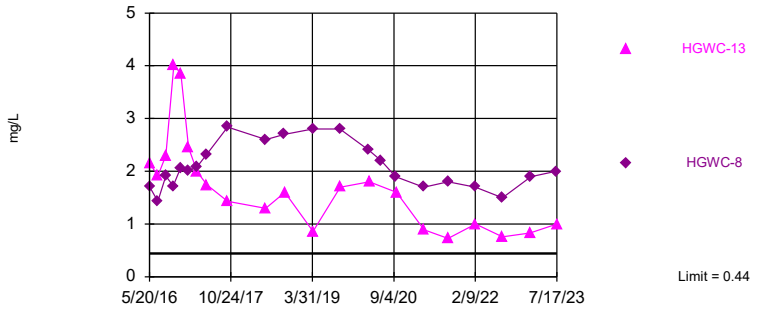

Non-parametric test used in lieu of parametric prediction limit because the Shapiro Francia normality test showed the data to be non-normal at the 0.01 alpha level. Limit is highest of 80 background values. 5% NDs. Annual per-constituent alpha = 0.004169. Individual comparison alpha = 0.0002983 (1 of 2). Comparing 2 points to limit. Assumes 5 future values.

Constituent: Boron Analysis Run 8/5/2024 10:06 AM View: Appendix III - NonRoutine

Plant Hammond Client: Southern Company Data: Hammond AP-1

Sanitas™ v.10.0.20 Software licensed to Groundwater Stats Consulting. UG

Exceeds Limit: HGWC-13

Prediction Limit

Interwell Non-parametric

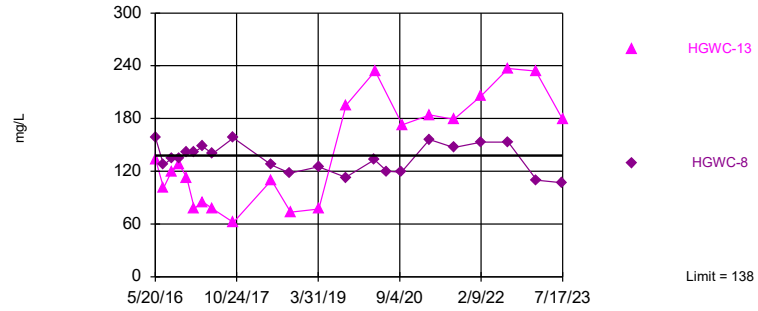

Non-parametric test used in lieu of parametric prediction limit because the Shapiro Francia normality test showed the data to be non-normal at the 0.01 alpha level. Limit is highest of 80 background values. Annual per-constituent alpha = 0.004169. Individual comparison alpha = 0.0002983 (1 of 2). Comparing 2 points to limit. Assumes 5 future values.

Constituent: Calcium Analysis Run 8/5/2024 10:07 AM View: Appendix III - NonRoutine

Plant Hammond Client: Southern Company Data: Hammond AP-1

Sanitas™ v.10.0.20 Software licensed to Groundwater Stats Consulting. UG

Exceeds Limit: HGWC-8

Prediction Limit

Interwell Non-parametric

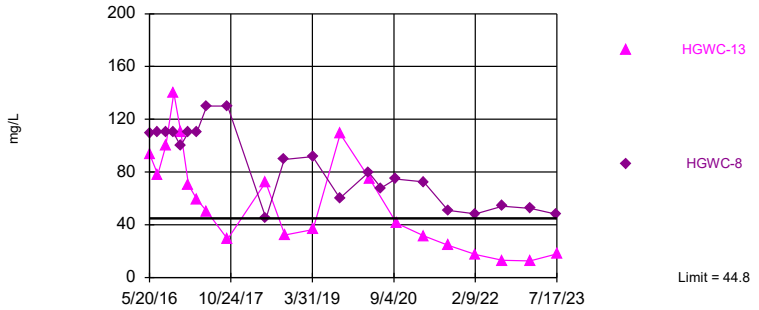

Non-parametric test used in lieu of parametric prediction limit because the Shapiro Francia normality test showed the data to be non-normal at the 0.01 alpha level. Limit is highest of 80 background values. Annual per-constituent alpha = 0.004169. Individual comparison alpha = 0.0002983 (1 of 2). Comparing 2 points to limit. Assumes 5 future values.

Constituent: Chloride Analysis Run 8/5/2024 10:07 AM View: Appendix III - NonRoutine

Plant Hammond Client: Southern Company Data: Hammond AP-1

Sanitas™ v.10.0.20 Software licensed to Groundwater Stats Consulting. UG

Within Limit

Prediction Limit

Interwell Non-parametric

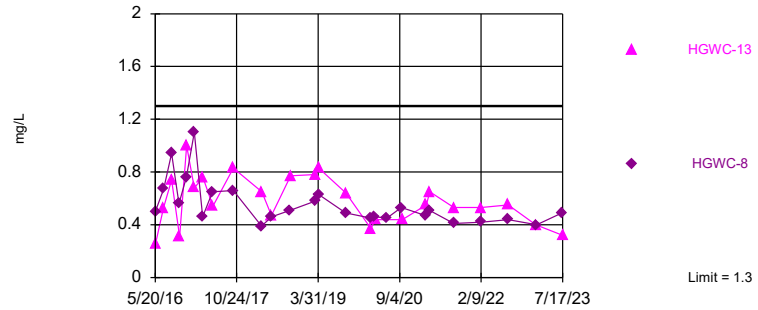

Non-parametric test used in lieu of parametric prediction limit because the Shapiro Francia normality test showed the data to be non-normal at the 0.01 alpha level. Limit is highest of 94 background values. 28.72% NDs. Annual per-constituent alpha = 0.003068. Individual comparison alpha = 0.0002194 (1 of 2). Comparing 2 points to limit. Assumes 5 future values.

Constituent: Fluoride Analysis Run 8/5/2024 10:07 AM View: Appendix III - NonRoutine

Plant Hammond Client: Southern Company Data: Hammond AP-1

Sanitas™ v.10.0.20 Software licensed to Groundwater Stats Consulting. UG

Within Limits

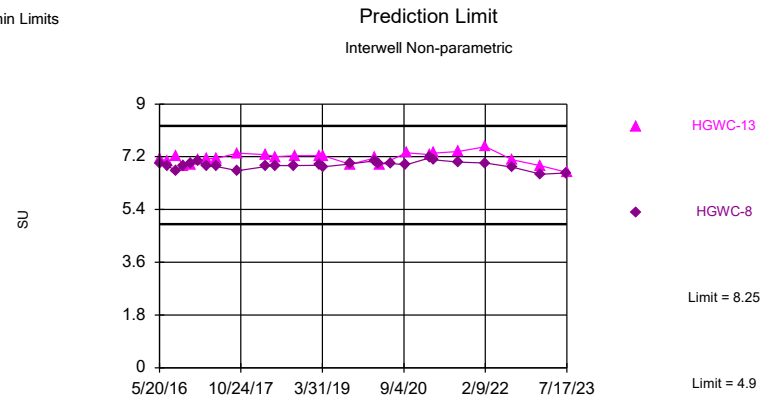

Non-parametric test used in lieu of parametric prediction limit because the Shapiro Francia normality test showed the data to be non-normal at the 0.01 alpha level. Limits are highest and lowest of 89 background values. Annual per-constituent alpha = 0.0068. Individual comparison alpha = 0.0004864 (1 of 2). Comparing 2 points to limit. Assumes 5 future values.

Constituent: pH, Field Analysis Run 8/5/2024 10:07 AM View: Appendix III - NonRoutine
Plant Hammond Client: Southern Company Data: Hammond AP-1

Sanitas™ v.10.0.20 Software licensed to Groundwater Stats Consulting. UG

Exceeds Limit: HGWC-13, HGWC-8

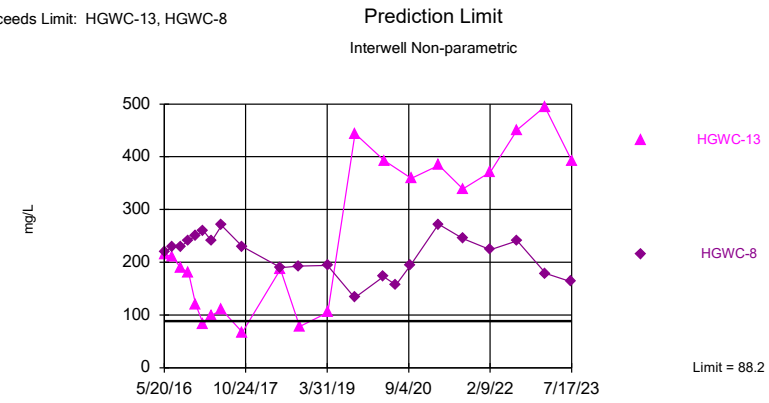

Non-parametric test used in lieu of parametric prediction limit because the Shapiro Francia normality test showed the data to be non-normal at the 0.01 alpha level. Limit is highest of 80 background values. 1.25% NDs. Annual per-constituent alpha = 0.004169. Individual comparison alpha = 0.0002983 (1 of 2). Comparing 2 points to limit. Assumes 5 future values.

Constituent: Sulfate Analysis Run 8/5/2024 10:07 AM View: Appendix III - NonRoutine
Plant Hammond Client: Southern Company Data: Hammond AP-1

Sanitas™ v.10.0.20 Software licensed to Groundwater Stats Consulting. UG

Exceeds Limit: HGWC-13

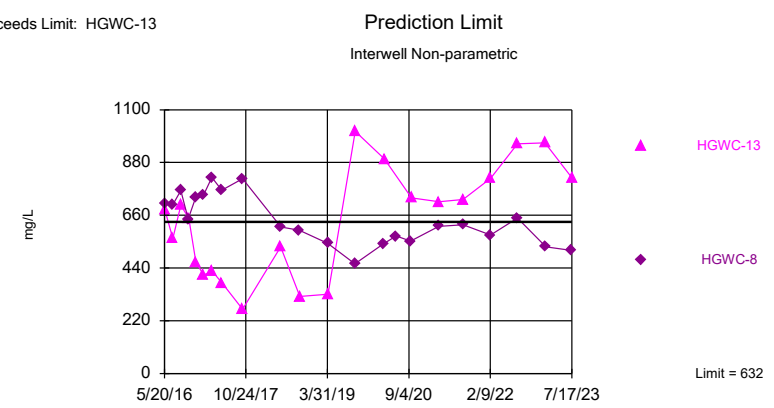

Non-parametric test used in lieu of parametric prediction limit because the Shapiro Francia normality test showed the data to be non-normal at the 0.01 alpha level. Limit is highest of 80 background values. Annual per-constituent alpha = 0.004169. Individual comparison alpha = 0.0002983 (1 of 2). Comparing 2 points to limit. Assumes 5 future values.

Constituent: Total Dissolved Solids Analysis Run 8/5/2024 10:07 AM View: Appendix III - NonRoutine
Plant Hammond Client: Southern Company Data: Hammond AP-1

Prediction Limit

Constituent: Boron (mg/L) Analysis Run 8/5/2024 10:08 AM View: Appendix III - NonRoutine

Plant Hammond Client: Southern Company Data: Hammond AP-1

	HGWA-1 (bg)	HGWA-3 (bg)	HGWA-2 (bg)	HGWC-8	HGWC-13	HGWA-44D (bg)	HGWA-43D (bg)
5/19/2016	0.0214 (J)	<0.04	0.0321 (J)				
5/20/2016				1.71			
5/23/2016					2.15		
7/11/2016	0.0142 (J)		0.0337 (J)				
7/12/2016		0.0074 (J)		1.43	1.91		
8/30/2016	0.0074 (J)	<0.04	0.0173 (J)				
9/1/2016				1.91	2.3		
10/19/2016	0.0224 (J)	0.0085 (J)	0.0341 (J)				
10/20/2016				1.72			
10/24/2016					4.01		
12/6/2016	0.0211 (J)	0.0085 (J)	0.0326 (J)	2.06			
12/7/2016					3.85		
1/24/2017	0.0165 (J)	0.01 (J)	0.0365 (J)				
1/25/2017				2.01			
1/26/2017					2.45		
3/21/2017	0.0187 (J)	0.0079 (J)	0.0349 (J)	2.08			
3/22/2017					1.99		
5/22/2017	0.0782	0.0131 (J)	0.0475				
5/23/2017				2.32			
5/24/2017					1.74		
10/3/2017	0.0198 (J)	0.0097 (J)	0.0386 (J)	2.84	1.43		
6/4/2018	0.02 (J)	0.017 (J)	0.036 (J)				
6/5/2018					1.3		
6/6/2018				2.6			
10/1/2018	0.013 (J)	0.0061 (J)	0.035 (J)				
10/2/2018				2.7			
10/5/2018					1.6		
4/1/2019		0.0066 (J)					
4/2/2019	0.016 (J)		0.034 (J)				
4/3/2019				2.8			
4/5/2019					0.86 (J)		
9/23/2019	0.021 (J)	0.0081 (J)	0.04 (J)				
9/24/2019				2.8			
9/26/2019					1.7		
3/25/2020	0.025 (J)	0.0096 (J)	0.039 (J)				
3/27/2020				2.4			
3/30/2020					1.8		
6/16/2020	0.021 (J)	0.01 (J)		2.2			
9/15/2020	0.017 (J)	0.0071 (J)	0.044 (J)				
9/16/2020				1.9		0.23	0.061 (J)
9/21/2020					1.6		
11/10/2020						0.29	0.057 (J)
12/15/2020						0.31	0.052 (J)
1/19/2021						0.4	0.049 (J)
3/10/2021	0.015 (J)					0.39	
3/11/2021		0.015 (J)	0.056				0.06
3/15/2021				1.7			
3/17/2021					0.89		
8/11/2021	0.02 (J)						0.042
8/12/2021		<0.04	0.044				
8/13/2021						0.31	
8/18/2021				1.8			

ND substitution: RL or RL/2 if <15% NDs.

Prediction Limit

Constituent: Boron (mg/L) Analysis Run 8/5/2024 10:08 AM View: Appendix III - NonRoutine

Plant Hammond Client: Southern Company Data: Hammond AP-1

	HGWA-1 (bg)	HGWA-3 (bg)	HGWA-2 (bg)	HGWC-8	HGWC-13	HGWA-44D (bg)	HGWA-43D (bg)
8/19/2021					0.73		
2/1/2022	0.016 (J)	0.011 (J)	0.056			0.44	0.05
2/10/2022				1.7	1		
8/2/2022	0.012 (J)	<0.04	0.047			0.31	0.043
8/3/2022				1.5	0.76		
1/23/2023		0.012 (J)					
1/24/2023	0.015 (J)		0.046			0.44	0.037 (J)
1/26/2023					0.83		
2/1/2023				1.9			
7/13/2023				2			
7/17/2023					1		

ND substitution: RL or RL/2 if <15% NDs.

Prediction Limit

Constituent: Calcium (mg/L) Analysis Run 8/5/2024 10:08 AM View: Appendix III - NonRoutine

Plant Hammond Client: Southern Company Data: Hammond AP-1

	HGWA-1 (bg)	HGWA-3 (bg)	HGWA-2 (bg)	HGWC-8	HGWC-13	HGWA-44D (bg)	HGWA-43D (bg)
5/19/2016	138	76.2	22.9				
5/20/2016				159			
5/23/2016					133		
7/11/2016	97.2		22.3				
7/12/2016		61.5		127	101		
8/30/2016	97.5	65.1	26.4				
9/1/2016				135	120		
10/19/2016	99.2	73.2	21.7				
10/20/2016				134			
10/24/2016					127		
12/6/2016	105	74.9	18.2	142			
12/7/2016					113		
1/24/2017	95.7	69.6	18.5				
1/25/2017				142			
1/26/2017					77.9		
3/21/2017	106	75.7	18.6	148			
3/22/2017					85.1		
5/22/2017	107	71.5	17.8				
5/23/2017				140			
5/24/2017					77.1		
10/3/2017	102	76.3	20.2	158	62		
6/4/2018	124	73.4	19.1				
6/5/2018					110		
6/6/2018				127			
10/1/2018	108	80.9	20.5 (J)				
10/2/2018				118			
10/5/2018					73.6		
4/1/2019		80.5					
4/2/2019	132		22.5 (J)				
4/3/2019				125			
4/5/2019					77.1		
9/23/2019	118	71	19.5				
9/24/2019				113			
9/26/2019					195		
3/25/2020	127	89.8	23				
3/27/2020				133			
3/30/2020					234		
6/16/2020	130	85.1		120			
9/15/2020	103	73.1	21.1				
9/16/2020				119		30	56
9/21/2020					173		
11/10/2020						33.6	63.3
12/15/2020						28.7	62.6
1/19/2021						33	60.1
3/10/2021	111					5.9	
3/11/2021		83.8	43.8				59.6
3/15/2021				156			
3/17/2021					184		
8/11/2021	113						61
8/12/2021		84	21.9				
8/13/2021						28.9	
8/18/2021				147			

Prediction Limit

Constituent: Calcium (mg/L) Analysis Run 8/5/2024 10:08 AM View: Appendix III - NonRoutine

Plant Hammond Client: Southern Company Data: Hammond AP-1

	HGWA-1 (bg)	HGWA-3 (bg)	HGWA-2 (bg)	HGWC-8	HGWC-13	HGWA-44D (bg)	HGWA-43D (bg)
8/19/2021					179		
2/1/2022	106	85.1	27.2			24.8	55.9
2/10/2022				153	206		
8/2/2022	117	84.6	31.2			20.9	54.1
8/3/2022				153	237		
1/23/2023		85					
1/24/2023	117		29.4			13.2	56.6
1/26/2023					234		
2/1/2023				110			
7/13/2023				107			
7/17/2023					179		

Prediction Limit

Constituent: Chloride (mg/L) Analysis Run 8/5/2024 10:08 AM View: Appendix III - NonRoutine

Plant Hammond Client: Southern Company Data: Hammond AP-1

	HGWA-1 (bg)	HGWA-3 (bg)	HGWA-2 (bg)	HGWC-8	HGWC-13	HGWA-44D (bg)	HGWA-43D (bg)
5/19/2016	9.94	5.93	6.14				
5/20/2016				109			
5/23/2016					93.2		
7/11/2016	6.3		5.9				
7/12/2016		6.2		110	78		
8/30/2016	6	6.4	6.2				
9/1/2016				110	100		
10/19/2016	5.8	6.5	6.1				
10/20/2016				110			
10/24/2016					140		
12/6/2016	5.4	7.2	6	100			
12/7/2016					110		
1/24/2017	5.2	6.4	6.1				
1/25/2017				110			
1/26/2017					70		
3/21/2017	4.6	7.5	5.9	110			
3/22/2017					59		
5/22/2017	4.6	6.5	5.9				
5/23/2017				130			
5/24/2017					50		
10/3/2017	5.6	6.5	6.3	130	29		
6/4/2018	13.1	6.3	6.1				
6/5/2018					72.3		
6/6/2018				44.8			
10/1/2018	6.6	6.4	6.4				
10/2/2018				89.4			
10/5/2018					32.3		
4/1/2019		6.5					
4/2/2019	20.3		5.8				
4/3/2019				91.6			
4/5/2019					36.4		
9/23/2019	17.7	5.9	5.1				
9/24/2019				60.2			
9/26/2019					109		
3/25/2020	20.4	6.1	5.2				
3/27/2020				79.8			
3/30/2020					75.1		
6/16/2020	41.1	5.8		67.9			
9/15/2020	13.4	6	5				
9/16/2020				74.6		7.2	4.1
9/21/2020					41.2		
11/10/2020						7.8	4.4
12/15/2020						9.4	4.7
1/19/2021						9.5	4.1
3/10/2021	7.4					12.3	
3/11/2021		5.9	5.1				4.5
3/15/2021				72.4			
3/17/2021					31.4		
8/11/2021	9.6						3.5
8/12/2021		4.8	5.2				
8/13/2021						39.9	
8/18/2021				50.9			

Prediction Limit

Constituent: Chloride (mg/L) Analysis Run 8/5/2024 10:08 AM View: Appendix III - NonRoutine

Plant Hammond Client: Southern Company Data: Hammond AP-1

	HGWA-1 (bg)	HGWA-3 (bg)	HGWA-2 (bg)	HGWC-8	HGWC-13	HGWA-44D (bg)	HGWA-43D (bg)
8/19/2021					24.4		
2/1/2022	7.5	5.7	7			44.8	4.1
2/10/2022				48.2	17.4		
8/2/2022	14.1	5.9	7.8			19.8	4.3
8/3/2022				54.1	13		
1/23/2023		5.6					
1/24/2023	9		7.1			24.9	4.3
1/26/2023					12.5		
2/1/2023				52.4			
7/13/2023				47.9			
7/17/2023					17.8		

Prediction Limit

Constituent: Fluoride (mg/L) Analysis Run 8/5/2024 10:08 AM View: Appendix III - NonRoutine

Plant Hammond Client: Southern Company Data: Hammond AP-1

	HGWA-1 (bg)	HGWA-2 (bg)	HGWA-3 (bg)	HGWC-8	HGWC-13	HGWA-44D (bg)	HGWA-43D (bg)
5/19/2016	0.105 (J)	0.0303 (J)	0.0513 (J)				
5/20/2016				0.499			
5/23/2016					0.2587 (J)		
7/11/2016	0.16 (J)	0.05 (J)					
7/12/2016			0.12 (J)	0.67	0.53		
8/30/2016	0.09 (J)	0.06 (J)	0.09 (J)				
9/1/2016				0.94	0.74		
10/19/2016	0.1 (J)	0.04 (J)	0.1 (J)				
10/20/2016				0.56			
10/24/2016					0.31		
12/6/2016	0.11 (J)	0.36	0.21 (J)	0.76			
12/7/2016					1		
1/24/2017	0.09 (J)	<0.1	0.06 (J)				
1/25/2017				1.1			
1/26/2017					0.68		
3/21/2017	0.13 (J)	<0.1	0.005 (J)	0.46			
3/22/2017					0.76		
5/22/2017	0.12 (J)	<0.1	0.05 (J)				
5/23/2017				0.65			
5/24/2017					0.54		
10/3/2017	0.13 (J)	<0.1	0.13 (J)	0.66	0.83		
4/2/2018	<0.1	<0.1					
4/3/2018			<0.1	0.39			
4/4/2018					0.65		
6/4/2018	0.074 (J)	<0.1	<0.1				
6/5/2018					0.47		
6/6/2018				0.46			
10/1/2018	<0.1	<0.1	<0.1				
10/2/2018				0.51			
10/5/2018					0.77		
3/12/2019	0.29 (J)	0.038 (J)	0.072 (J)	0.58			
3/13/2019					0.78		
4/1/2019			0.029 (J)				
4/2/2019	0.1 (J)	0.071 (J)					
4/3/2019				0.63			
4/5/2019					0.83		
9/23/2019	0.078 (J)	<0.1	<0.1				
9/24/2019				0.49			
9/26/2019					0.64		
3/2/2020	0.076 (J)	<0.1	<0.1				
3/3/2020				0.45			
3/4/2020					0.37		
3/25/2020	0.098 (J)	<0.1	<0.1				
3/27/2020				0.46			
3/30/2020					0.44		
6/16/2020	0.071 (J)		<0.1	0.45			
9/15/2020	0.082 (J)	<0.1	<0.1				
9/16/2020				0.53		0.52	0.22
9/21/2020					0.44		
11/10/2020						0.59	0.19
12/15/2020						0.67	0.21
1/19/2021						0.74	0.16

ND substitution: RL or RL/2 if <15% NDs.

Prediction Limit

Constituent: Fluoride (mg/L) Analysis Run 8/5/2024 10:08 AM View: Appendix III - NonRoutine

Plant Hammond Client: Southern Company Data: Hammond AP-1

	HGWA-1 (bg)	HGWA-2 (bg)	HGWA-3 (bg)	HGWC-8	HGWC-13	HGWA-44D (bg)	HGWA-43D (bg)
2/8/2021	0.078 (J)						
2/9/2021		<0.1	0.074 (J)			0.44	0.19
2/16/2021				0.47			
2/22/2021					0.55		
3/10/2021	0.079 (J)					0.65	
3/11/2021		0.1	<0.1				0.2
3/15/2021				0.51			
3/17/2021					0.65		
8/11/2021	0.058 (J)						0.15
8/12/2021		<0.1	<0.1				
8/13/2021						0.87	
8/18/2021				0.41			
8/19/2021					0.53		
2/1/2022	0.064 (J)	<0.1	<0.1			0.96	0.19
2/10/2022				0.42	0.53		
8/2/2022	0.09 (J)	0.053 (J)	0.067 (J)			0.8	0.22
8/3/2022				0.44	0.55		
1/23/2023			0.061 (J)				
1/24/2023	0.089 (J)	0.053 (J)				1.3	0.23
1/26/2023					0.4		
2/1/2023				0.4			
7/13/2023				0.49			
7/17/2023					0.32		

ND substitution: RL or RL/2 if <15% NDs.

Prediction Limit

Constituent: pH, Field (SU) Analysis Run 8/5/2024 10:08 AM View: Appendix III - NonRoutine

Plant Hammond Client: Southern Company Data: Hammond AP-1

	HGWA-1 (bg)	HGWA-2 (bg)	HGWA-3 (bg)	HGWC-8	HGWC-13	HGWA-43D (bg)	HGWA-44D (bg)
5/19/2016	7.27	5.81	7.45				
5/20/2016				6.99			
5/23/2016					7.14		
7/11/2016	7.06	5.68					
7/12/2016			7.32	6.88	7.04		
8/30/2016	7.28	5.63	7.43				
9/1/2016				6.73	7.24		
10/19/2016	7.02	5.46	7.03				
10/20/2016				6.9			
10/24/2016					6.9		
12/6/2016	7.09	5.38	7.08	6.98			
12/7/2016					6.91		
1/24/2017	7.2	5.37	7.39				
1/25/2017				7.04			
1/26/2017					7.08		
3/21/2017	7.01	4.9	6.83	6.87			
3/22/2017					7.13		
5/22/2017	7.11	5.2	7.02				
5/23/2017				6.87			
5/24/2017					7.15		
10/3/2017	7.21	5.3	7.47	6.72	7.32		
4/2/2018	7.1	5.4					
4/3/2018			7.38	6.87			
4/4/2018					7.27		
6/4/2018	7.06	5.27	7.38				
6/5/2018					7.2		
6/6/2018				6.9			
10/1/2018	7.09	5.31	7.13				
10/2/2018				6.9			
10/5/2018					7.24		
3/12/2019	7.03	5.42	7.29	6.91			
3/13/2019					7.24		
4/1/2019			7.16				
4/2/2019	6.86	5.41					
4/3/2019				6.85			
4/5/2019					7.24		
9/23/2019	7.02	5.33	7.3				
9/24/2019				6.95			
9/26/2019					6.94		
3/2/2020	7.1	5.43	7.12				
3/3/2020				7.06			
3/4/2020					7.16		
3/25/2020	6.95	5.36	7.4				
3/27/2020				6.95			
3/30/2020					6.91		
6/16/2020	6.97 (D)		7.31 (D)	6.97 (D)			
9/15/2020	7.15	5.22	7.29				
9/16/2020				6.92		7.52	7.83
9/21/2020					7.34		
11/10/2020						7.27	7.84
12/15/2020						7.39	7.87
1/19/2021						7.39	7.86

Prediction Limit

Constituent: pH, Field (SU) Analysis Run 8/5/2024 10:08 AM View: Appendix III - NonRoutine

Plant Hammond Client: Southern Company Data: Hammond AP-1

	HGWA-1 (bg)	HGWA-2 (bg)	HGWA-3 (bg)	HGWC-8	HGWC-13	HGWA-43D (bg)	HGWA-44D (bg)
2/8/2021	7.11						
2/9/2021		5.42	7.23			7.44	7.84
2/16/2021				7.16			
2/22/2021					7.27		
3/10/2021	6.95						7.92
3/11/2021		5.8	7.33			7.46	
3/15/2021				7.09			
3/17/2021					7.33		
8/11/2021	6.98					7.4	
8/12/2021		5.05	7.31				
8/13/2021							7.77
8/18/2021				7.02			
8/19/2021					7.38		
2/1/2022	7.19	5.24	7.45			7.52	8.25
2/10/2022				6.99	7.54		
8/3/2022				6.84	7.09		
1/23/2023			7.32				
1/24/2023	6.76	5.22				7.56	8.22
1/26/2023					6.9		
2/1/2023				6.6			
7/13/2023				6.65			
7/17/2023					6.67		

Prediction Limit

Constituent: Sulfate (mg/L) Analysis Run 8/5/2024 10:08 AM View: Appendix III - NonRoutine

Plant Hammond Client: Southern Company Data: Hammond AP-1

	HGWA-1 (bg)	HGWA-3 (bg)	HGWA-2 (bg)	HGWC-8	HGWC-13	HGWA-44D (bg)	HGWA-43D (bg)
5/19/2016	66.9	42.3	48.6				
5/20/2016				219			
5/23/2016					215		
7/11/2016	41		45				
7/12/2016		44		230	210		
8/30/2016	36	40	42				
9/1/2016				230	190		
10/19/2016	46	43	44				
10/20/2016				240			
10/24/2016					180		
12/6/2016	59	43	44	250			
12/7/2016					120		
1/24/2017	46	48	46				
1/25/2017				260			
1/26/2017					83		
3/21/2017	63	45	46	240			
3/22/2017					100		
5/22/2017	77	46	48				
5/23/2017				270			
5/24/2017					110		
10/3/2017	42	48	47	230	67		
6/4/2018	71.8	46.6	47.8				
6/5/2018					187		
6/6/2018				190			
10/1/2018	49.1	48.6	48.1				
10/2/2018				193			
10/5/2018					78.3		
4/1/2019		50.4					
4/2/2019	84.3		48.7				
4/3/2019				194			
4/5/2019					105		
9/23/2019	70.2	43.9	47.2				
9/24/2019				133			
9/26/2019					444		
3/25/2020	85.9	50.5	46.3				
3/27/2020				173			
3/30/2020					393		
6/16/2020	88.2	49.5		157			
9/15/2020	47.3	44.7	51.5				
9/16/2020				194		6.9	43
9/21/2020					359		
11/10/2020						6.3	39
12/15/2020						6.7	38.8
1/19/2021						7.4	37.3
3/10/2021	49.6					<1	
3/11/2021		50.4	52.9				38.6
3/15/2021				272			
3/17/2021					384		
8/11/2021	48.9						30.5
8/12/2021		38.6	47.4				
8/13/2021						56.1	
8/18/2021				245			

ND substitution: RL or RL/2 if <15% NDs.

Prediction Limit

Constituent: Sulfate (mg/L) Analysis Run 8/5/2024 10:08 AM View: Appendix III - NonRoutine

Plant Hammond Client: Southern Company Data: Hammond AP-1

	HGWA-1 (bg)	HGWA-3 (bg)	HGWA-2 (bg)	HGWC-8	HGWC-13	HGWA-44D (bg)	HGWA-43D (bg)
8/19/2021					339		
2/1/2022	43.7	46	67.1			56.3	37.5
2/10/2022				224	371		
8/2/2022	58.1	43.5	86.9			13.2	37
8/3/2022				241	451		
1/23/2023		39.5					
1/24/2023	48.3		79.7			10.1	34.7
1/26/2023					495		
2/1/2023				179			
7/13/2023				163			
7/17/2023					393		

Prediction Limit

Constituent: Total Dissolved Solids (mg/L) Analysis Run 8/5/2024 10:08 AM View: Appendix III - NonRoutine

Plant Hammond Client: Southern Company Data: Hammond AP-1

	HGWA-1 (bg)	HGWA-3 (bg)	HGWA-2 (bg)	HGWC-8	HGWC-13	HGWA-44D (bg)	HGWA-43D (bg)
5/19/2016	421	267	143				
5/20/2016				711			
5/23/2016					683		
7/11/2016	363		125				
7/12/2016		249		704	563		
8/30/2016	330	254	168				
9/1/2016				763	702		
10/19/2016	380	357	176				
10/20/2016				644			
10/24/2016					647		
12/6/2016	377	285	145	733			
12/7/2016					465		
1/24/2017	342	300	129				
1/25/2017				744			
1/26/2017					411		
3/21/2017	340	288	103	818			
3/22/2017					427		
5/22/2017	338	263	92				
5/23/2017				765			
5/24/2017					377		
10/3/2017	343	300	127	812	268		
6/4/2018	415	266	140				
6/5/2018					528		
6/6/2018				611			
10/1/2018	354	291	135				
10/2/2018				597			
10/5/2018					322		
4/1/2019		284					
4/2/2019	452		133				
4/3/2019				543			
4/5/2019					331		
9/23/2019	442	268	129				
9/24/2019				457			
9/26/2019					1010		
3/25/2020	496	284	138				
3/27/2020				541			
3/30/2020					895		
6/16/2020	632	448		573			
9/15/2020	265	258	124				
9/16/2020				552		270	272
9/21/2020					732		
11/10/2020						287	307
12/15/2020						295	289
1/19/2021						278	270
3/10/2021	348					289	
3/11/2021		267	169				279
3/15/2021				614			
3/17/2021					716		
8/11/2021	366						277
8/12/2021		265	118				
8/13/2021						436	
8/18/2021				620			

Prediction Limit

Constituent: Total Dissolved Solids (mg/L) Analysis Run 8/5/2024 10:08 AM View: Appendix III - NonRoutine

Plant Hammond Client: Southern Company Data: Hammond AP-1

	HGWA-1 (bg)	HGWA-3 (bg)	HGWA-2 (bg)	HGWC-8	HGWC-13	HGWA-44D (bg)	HGWA-43D (bg)
8/19/2021					726		
2/1/2022	270	350	156			444	156
2/10/2022				578	814		
8/2/2022	400	287	196			311	278
8/3/2022				648	958		
1/23/2023		293					
1/24/2023	369		164			363	271
1/26/2023					962		
2/1/2023				528			
7/13/2023				513			
7/17/2023					817		

FIGURE E.

Appendix III Trend Tests - Significant Results

Plant Hammond Client: Southern Company Data: Hammond AP-1 Printed 8/5/2024, 10:22 AM

Constituent	Well	Slope	Calc.	Critical	Sig.	N	%NDs	Normality	Alpha	Method
Boron (mg/L)	**HGWA-2 (bg)**	**0.002545**	**157**	**92**	**Yes**	**22**	**0**	**n/a**	**0.01**	**NP**
Boron (mg/L)	**HGWA-43D (bg)**	**-0.007036**	**-40**	**-34**	**Yes**	**11**	**0**	**n/a**	**0.01**	**NP**
Boron (mg/L)	**HGWA-44D (bg)**	**0.06801**	**37**	**34**	**Yes**	**11**	**0**	**n/a**	**0.01**	**NP**
Boron (mg/L)	**HGWC-11**	**-0.1441**	**-93**	**-92**	**Yes**	**22**	**0**	**n/a**	**0.01**	**NP**
Boron (mg/L)	**HGWC-12**	**-0.1623**	**-127**	**-92**	**Yes**	**22**	**0**	**n/a**	**0.01**	**NP**
Boron (mg/L)	**HGWC-13**	**-0.1955**	**-148**	**-98**	**Yes**	**23**	**0**	**n/a**	**0.01**	**NP**
Calcium (mg/L)	**HGWA-2 (bg)**	**1.322**	**101**	**92**	**Yes**	**22**	**0**	**n/a**	**0.01**	**NP**
Calcium (mg/L)	**HGWA-3 (bg)**	**1.942**	**124**	**98**	**Yes**	**23**	**0**	**n/a**	**0.01**	**NP**
Chloride (mg/L)	**HGWA-3 (bg)**	**-0.1548**	**-140**	**-98**	**Yes**	**23**	**0**	**n/a**	**0.01**	**NP**
Chloride (mg/L)	**HGWA-44D (bg)**	**6.844**	**39**	**34**	**Yes**	**11**	**0**	**n/a**	**0.01**	**NP**
Chloride (mg/L)	**HGWC-9**	**-11.59**	**-173**	**-92**	**Yes**	**22**	**0**	**n/a**	**0.01**	**NP**
Sulfate (mg/L)	**HGWA-2 (bg)**	**2.951**	**159**	**92**	**Yes**	**22**	**0**	**n/a**	**0.01**	**NP**
Sulfate (mg/L)	**HGWA-43D (bg)**	**-3.197**	**-43**	**-34**	**Yes**	**11**	**0**	**n/a**	**0.01**	**NP**
Total Dissolved Solids (mg/L)	**HGWC-12**	**-38.98**	**-99**	**-92**	**Yes**	**22**	**0**	**n/a**	**0.01**	**NP**

Appendix III Trend Tests - All Results

Plant Hammond Client: Southern Company Data: Hammond AP-1 Printed 8/5/2024, 10:22 AM

Constituent	Well	Slope	Calc.	Critical	Sig.	N	%NDs	Normality	Alpha	Method
Boron (mg/L)	HGWA-1 (bg)	-0.000153	-17	-98	No	23	0	n/a	0.01	NP
Boron (mg/L)	**HGWA-2 (bg)**	**0.002545**	**157**	**92**	**Yes**	**22**	**0**	**n/a**	**0.01**	**NP**
Boron (mg/L)	HGWA-3 (bg)	0.0004726	50	98	No	23	21.74	n/a	0.01	NP
Boron (mg/L)	**HGWA-43D (bg)**	**-0.007036**	**-40**	**-34**	**Yes**	**11**	**0**	**n/a**	**0.01**	**NP**
Boron (mg/L)	**HGWA-44D (bg)**	**0.06801**	**37**	**34**	**Yes**	**11**	**0**	**n/a**	**0.01**	**NP**
Boron (mg/L)	**HGWC-11**	**-0.1441**	**-93**	**-92**	**Yes**	**22**	**0**	**n/a**	**0.01**	**NP**
Boron (mg/L)	**HGWC-12**	**-0.1623**	**-127**	**-92**	**Yes**	**22**	**0**	**n/a**	**0.01**	**NP**
Boron (mg/L)	**HGWC-13**	**-0.1955**	**-148**	**-98**	**Yes**	**23**	**0**	**n/a**	**0.01**	**NP**
Boron (mg/L)	HGWC-7	0.03117	105	105	No	24	0	n/a	0.01	NP
Boron (mg/L)	HGWC-8	-0.02633	-39	-105	No	24	0	n/a	0.01	NP
Boron (mg/L)	HGWC-9	0.04345	64	92	No	22	0	n/a	0.01	NP
Calcium (mg/L)	HGWA-1 (bg)	2.06	82	98	No	23	0	n/a	0.01	NP
Calcium (mg/L)	**HGWA-2 (bg)**	**1.322**	**101**	**92**	**Yes**	**22**	**0**	**n/a**	**0.01**	**NP**
Calcium (mg/L)	**HGWA-3 (bg)**	**1.942**	**124**	**98**	**Yes**	**23**	**0**	**n/a**	**0.01**	**NP**
Calcium (mg/L)	HGWA-43D (bg)	-2.939	-33	-34	No	11	0	n/a	0.01	NP
Calcium (mg/L)	HGWA-44D (bg)	-7.33	-33	-34	No	11	0	n/a	0.01	NP
Calcium (mg/L)	HGWC-12	-3.223	-54	-92	No	22	0	n/a	0.01	NP
Calcium (mg/L)	HGWC-13	13.06	78	98	No	23	0	n/a	0.01	NP
Calcium (mg/L)	HGWC-9	0.2338	9	92	No	22	0	n/a	0.01	NP
Chloride (mg/L)	HGWA-1 (bg)	0.6801	88	98	No	23	0	n/a	0.01	NP
Chloride (mg/L)	HGWA-2 (bg)	0.02731	14	92	No	22	0	n/a	0.01	NP
Chloride (mg/L)	**HGWA-3 (bg)**	**-0.1548**	**-140**	**-98**	**Yes**	**23**	**0**	**n/a**	**0.01**	**NP**
Chloride (mg/L)	HGWA-43D (bg)	-0.1067	-16	-34	No	11	0	n/a	0.01	NP
Chloride (mg/L)	**HGWA-44D (bg)**	**6.844**	**39**	**34**	**Yes**	**11**	**0**	**n/a**	**0.01**	**NP**
Chloride (mg/L)	**HGWC-9**	**-11.59**	**-173**	**-92**	**Yes**	**22**	**0**	**n/a**	**0.01**	**NP**
Sulfate (mg/L)	HGWA-1 (bg)	0.8197	38	98	No	23	0	n/a	0.01	NP
Sulfate (mg/L)	**HGWA-2 (bg)**	**2.951**	**159**	**92**	**Yes**	**22**	**0**	**n/a**	**0.01**	**NP**
Sulfate (mg/L)	HGWA-3 (bg)	-0.07809	-7	-98	No	23	0	n/a	0.01	NP
Sulfate (mg/L)	**HGWA-43D (bg)**	**-3.197**	**-43**	**-34**	**Yes**	**11**	**0**	**n/a**	**0.01**	**NP**
Sulfate (mg/L)	HGWA-44D (bg)	0.3314	1	34	No	11	9.091	n/a	0.01	NP
Sulfate (mg/L)	HGWC-11	-9.605	-67	-92	No	22	4.545	n/a	0.01	NP
Sulfate (mg/L)	HGWC-12	-8.396	-65	-92	No	22	0	n/a	0.01	NP
Sulfate (mg/L)	HGWC-13	33.97	82	98	No	23	0	n/a	0.01	NP
Sulfate (mg/L)	HGWC-7	-0.2435	-20	-105	No	24	0	n/a	0.01	NP
Sulfate (mg/L)	HGWC-8	-8.805	-81	-105	No	24	0	n/a	0.01	NP
Sulfate (mg/L)	HGWC-9	-3.744	-76	-92	No	22	0	n/a	0.01	NP
Total Dissolved Solids (mg/L)	HGWA-1 (bg)	4.894	41	98	No	23	0	n/a	0.01	NP
Total Dissolved Solids (mg/L)	HGWA-2 (bg)	5.374	56	92	No	22	0	n/a	0.01	NP
Total Dissolved Solids (mg/L)	HGWA-3 (bg)	1.051	27	98	No	23	0	n/a	0.01	NP
Total Dissolved Solids (mg/L)	HGWA-43D (bg)	-1.506	-5	-34	No	11	0	n/a	0.01	NP
Total Dissolved Solids (mg/L)	HGWA-44D (bg)	31.45	31	34	No	11	0	n/a	0.01	NP
Total Dissolved Solids (mg/L)	**HGWC-12**	**-38.98**	**-99**	**-92**	**Yes**	**22**	**0**	**n/a**	**0.01**	**NP**
Total Dissolved Solids (mg/L)	HGWC-13	38.87	75	98	No	23	0	n/a	0.01	NP
Total Dissolved Solids (mg/L)	HGWC-9	-29.47	-73	-92	No	22	0	n/a	0.01	NP

Sanitas™ v.10.0.20 Software licensed to Groundwater Stats Consulting. UG

Sen's Slope Estimator

HGWA-1 (bg)

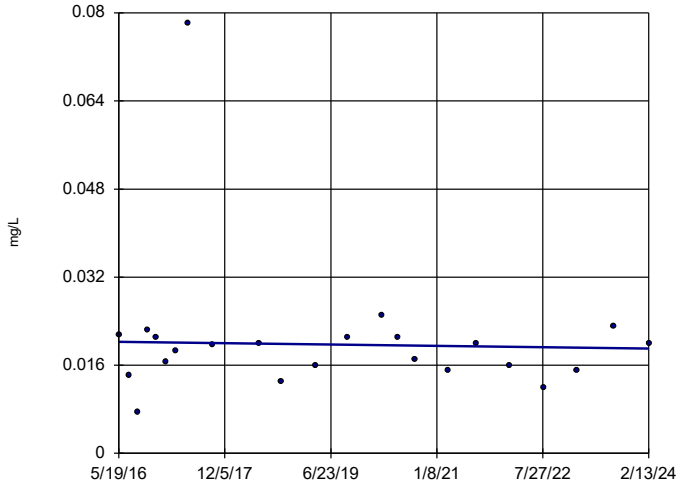

n = 23

Slope = -0.000153 units per year.

Mann-Kendall statistic = -17 critical = -98

Trend not significant at 99% confidence level (α = 0.005 per tail).

Constituent: Boron Analysis Run 8/5/2024 10:20 AM View: Appendix III - Trend Tests

Plant Hammond Client: Southern Company Data: Hammond AP-1

Sanitas™ v.10.0.20 Software licensed to Groundwater Stats Consulting. UG

Sen's Slope Estimator

HGWA-2 (bg)

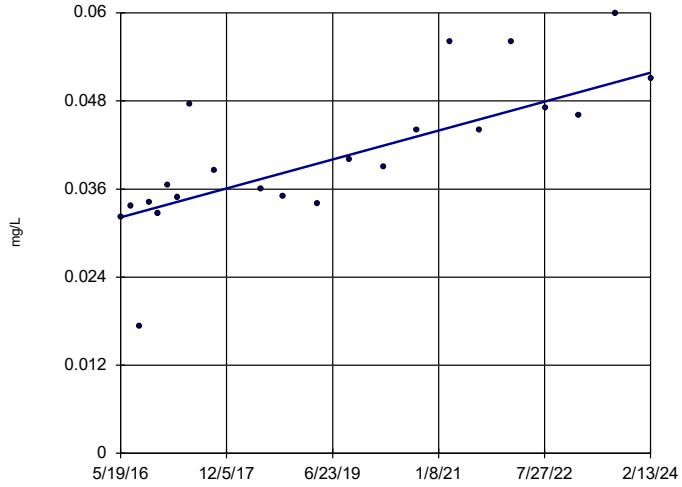

n = 22

Slope = 0.002545 units per year.

Mann-Kendall statistic = 157 critical = 92

Increasing trend significant at 99% confidence level (α = 0.005 per tail).

Constituent: Boron Analysis Run 8/5/2024 10:20 AM View: Appendix III - Trend Tests

Plant Hammond Client: Southern Company Data: Hammond AP-1

Sanitas™ v.10.0.20 Software licensed to Groundwater Stats Consulting. UG

Hollow symbols indicate censored values.

Sen's Slope Estimator

HGWA-3 (bg)

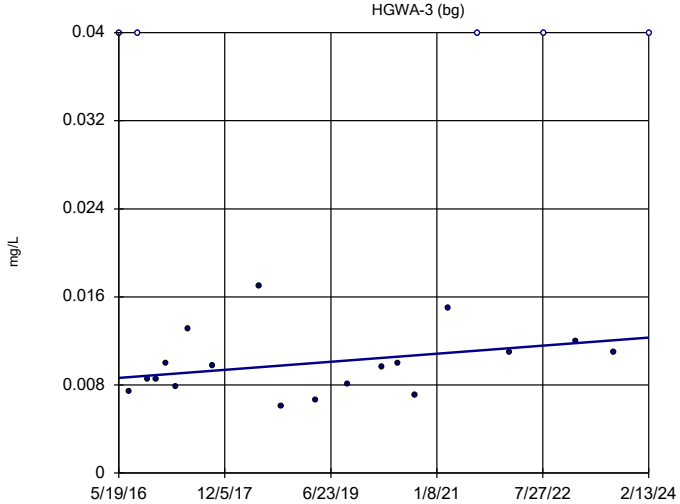

n = 23

Slope = 0.0004726 units per year.

Mann-Kendall statistic = 50 critical = 98

Trend not significant at 99% confidence level (α = 0.005 per tail).

Constituent: Boron Analysis Run 8/5/2024 10:20 AM View: Appendix III - Trend Tests

Plant Hammond Client: Southern Company Data: Hammond AP-1

Sanitas™ v.10.0.20 Software licensed to Groundwater Stats Consulting. UG

Sen's Slope Estimator

HGWA-43D (bg)

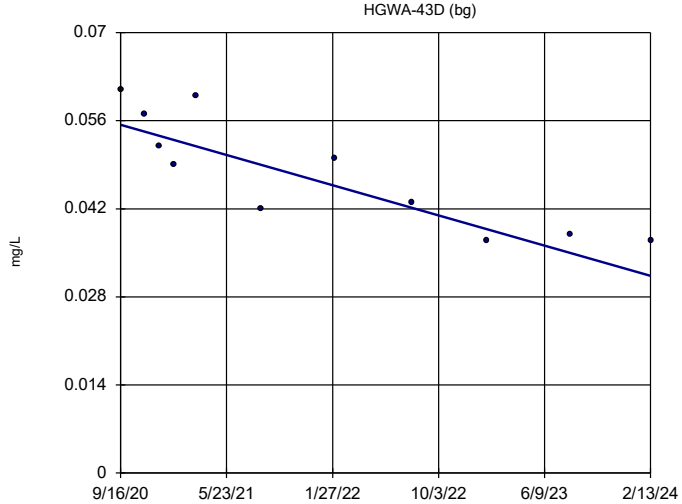

n = 11

Slope = -0.007036 units per year.

Mann-Kendall statistic = -40 critical = -34

Decreasing trend significant at 99% confidence level (α = 0.005 per tail).

Constituent: Boron Analysis Run 8/5/2024 10:20 AM View: Appendix III - Trend Tests

Plant Hammond Client: Southern Company Data: Hammond AP-1

Sanitas™ v.10.0.20 Software licensed to Groundwater Stats Consulting. UG

Sen's Slope Estimator

HGWA-44D (bg)

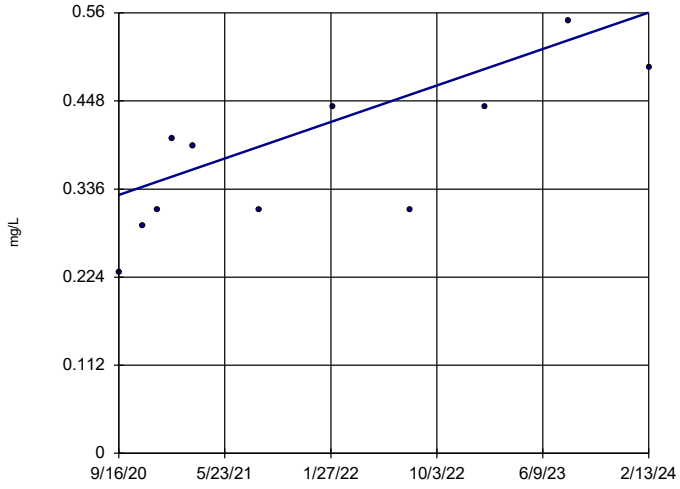

n = 11

Slope = 0.06801 units per year.

Mann-Kendall statistic = 37 critical = 34

Increasing trend significant at 99% confidence level (α = 0.005 per tail).

Constituent: Boron Analysis Run 8/5/2024 10:20 AM View: Appendix III - Trend Tests

Plant Hammond Client: Southern Company Data: Hammond AP-1

Sanitas™ v.10.0.20 Software licensed to Groundwater Stats Consulting. UG

Sen's Slope Estimator

HGWC-11

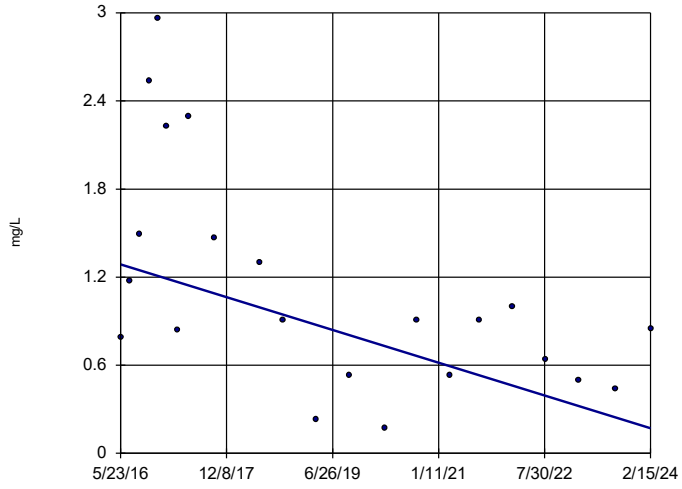

n = 22

Slope = -0.1441 units per year.

Mann-Kendall statistic = -93 critical = -92

Decreasing trend significant at 99% confidence level (α = 0.005 per tail).

Constituent: Boron Analysis Run 8/5/2024 10:20 AM View: Appendix III - Trend Tests

Plant Hammond Client: Southern Company Data: Hammond AP-1

Sanitas™ v.10.0.20 Software licensed to Groundwater Stats Consulting. UG

Sen's Slope Estimator

HGWC-12

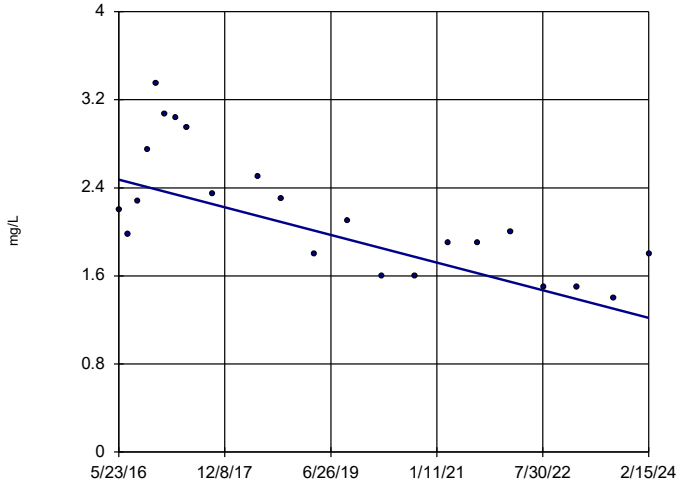

n = 22

Slope = -0.1623 units per year.

Mann-Kendall statistic = -127 critical = -92

Decreasing trend significant at 99% confidence level (α = 0.005 per tail).

Constituent: Boron Analysis Run 8/5/2024 10:20 AM View: Appendix III - Trend Tests

Plant Hammond Client: Southern Company Data: Hammond AP-1

Sanitas™ v.10.0.20 Software licensed to Groundwater Stats Consulting. UG

Sen's Slope Estimator

HGWC-13

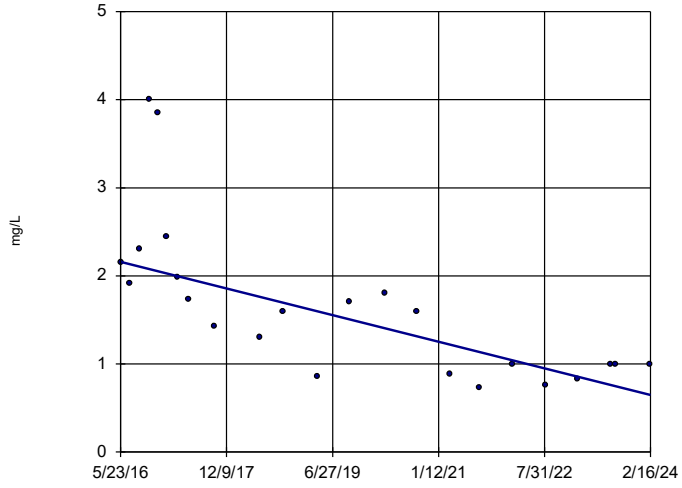

n = 23

Slope = -0.1955 units per year.

Mann-Kendall statistic = -148 critical = -98

Decreasing trend significant at 99% confidence level (α = 0.005 per tail).

Constituent: Boron Analysis Run 8/5/2024 10:20 AM View: Appendix III - Trend Tests

Plant Hammond Client: Southern Company Data: Hammond AP-1

Sanitas™ v.10.0.20 Software licensed to Groundwater Stats Consulting. UG

Sen's Slope Estimator

HGWC-7

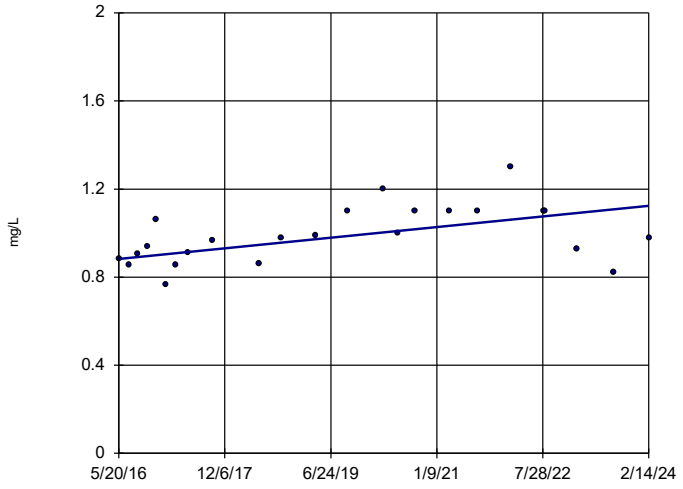

n = 24

Slope = 0.03117 units per year.

Mann-Kendall statistic = 105 critical = 105

Trend not significant at 99% confidence level (α = 0.005 per tail).

Constituent: Boron Analysis Run 8/5/2024 10:20 AM View: Appendix III - Trend Tests

Plant Hammond Client: Southern Company Data: Hammond AP-1

Sanitas™ v.10.0.20 Software licensed to Groundwater Stats Consulting. UG

Sen's Slope Estimator

HGWC-8

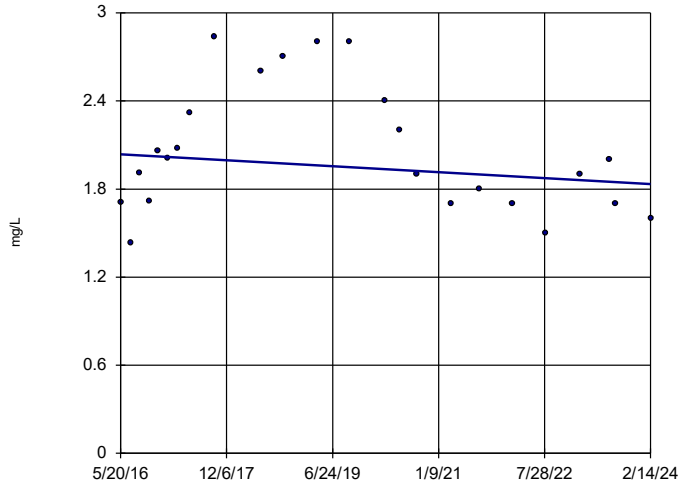

n = 24

Slope = -0.02633 units per year.

Mann-Kendall statistic = -39 critical = -105

Trend not significant at 99% confidence level (α = 0.005 per tail).

Constituent: Boron Analysis Run 8/5/2024 10:20 AM View: Appendix III - Trend Tests

Plant Hammond Client: Southern Company Data: Hammond AP-1

Sanitas™ v.10.0.20 Software licensed to Groundwater Stats Consulting. UG

Sen's Slope Estimator

HGWC-9

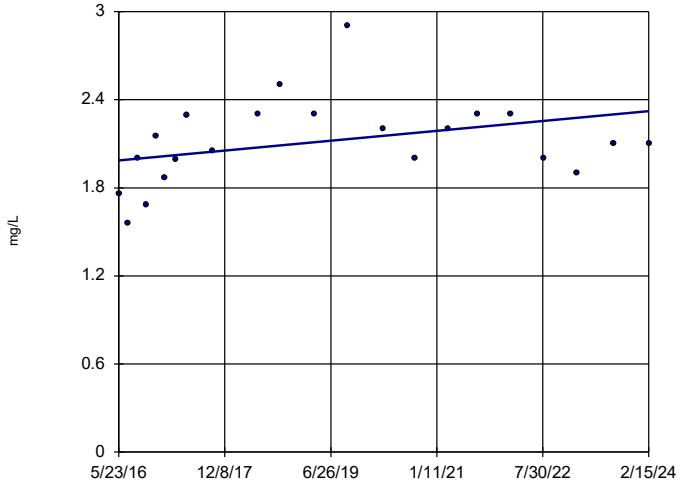

n = 22

Slope = 0.04345 units per year.

Mann-Kendall statistic = 64 critical = 92

Trend not significant at 99% confidence level (α = 0.005 per tail).

Constituent: Boron Analysis Run 8/5/2024 10:20 AM View: Appendix III - Trend Tests

Plant Hammond Client: Southern Company Data: Hammond AP-1

Sanitas™ v.10.0.20 Software licensed to Groundwater Stats Consulting. UG

Sen's Slope Estimator

HGWA-1 (bg)

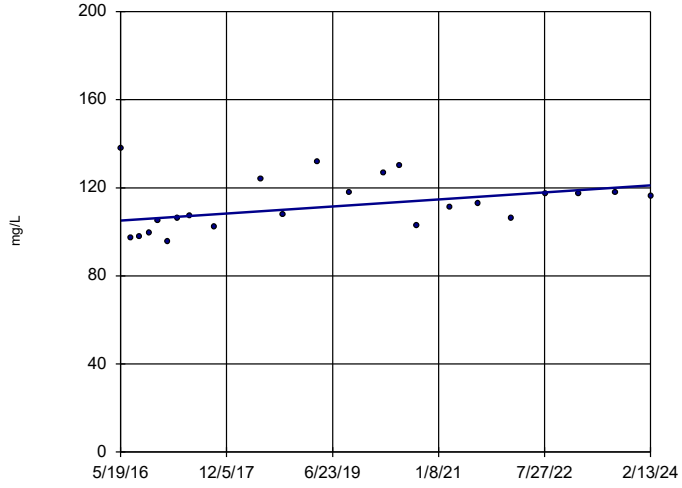

n = 23

Slope = 2.06 units per year.

Mann-Kendall statistic = 82 critical = 98

Trend not significant at 99% confidence level (α = 0.005 per tail).

Constituent: Calcium Analysis Run 8/5/2024 10:20 AM View: Appendix III - Trend Tests

Plant Hammond Client: Southern Company Data: Hammond AP-1

Sanitas™ v.10.0.20 Software licensed to Groundwater Stats Consulting. UG

Sen's Slope Estimator

HGWA-2 (bg)

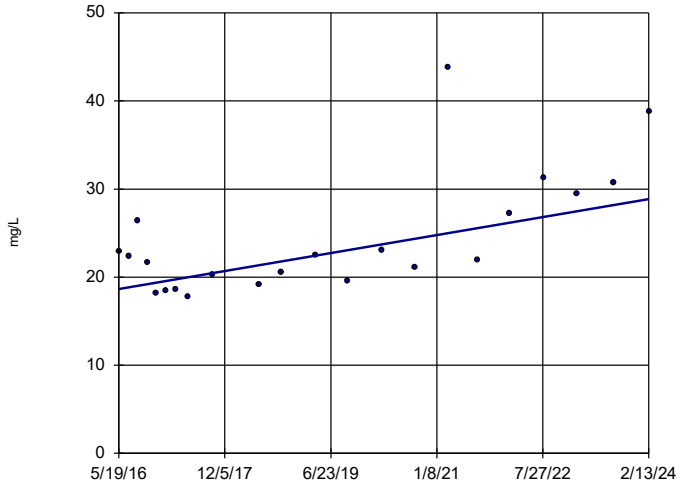

n = 22

Slope = 1.322 units per year.

Mann-Kendall statistic = 101 critical = 92

Increasing trend significant at 99% confidence level (α = 0.005 per tail).

Constituent: Calcium Analysis Run 8/5/2024 10:20 AM View: Appendix III - Trend Tests

Plant Hammond Client: Southern Company Data: Hammond AP-1

Sanitas™ v.10.0.20 Software licensed to Groundwater Stats Consulting. UG

Sen's Slope Estimator

HGWA-3 (bg)

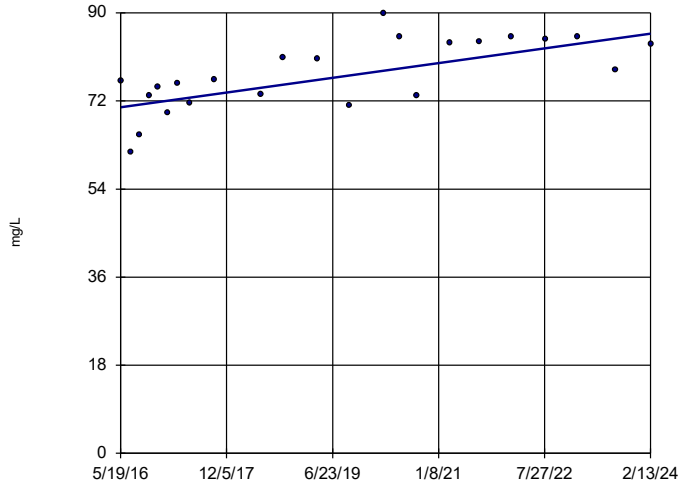

n = 23

Slope = 1.942 units per year.

Mann-Kendall statistic = 124 critical = 98

Increasing trend significant at 99% confidence level (α = 0.005 per tail).

Constituent: Calcium Analysis Run 8/5/2024 10:20 AM View: Appendix III - Trend Tests

Plant Hammond Client: Southern Company Data: Hammond AP-1

Sanitas™ v.10.0.20 Software licensed to Groundwater Stats Consulting. UG

Sen's Slope Estimator

HGWA-43D (bg)

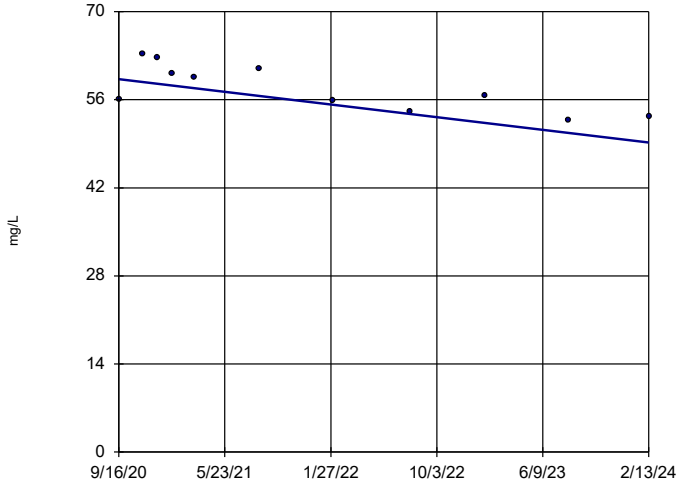

n = 11

Slope = -2.939 units per year.

Mann-Kendall statistic = -33 critical = -34

Trend not significant at 99% confidence level (α = 0.005 per tail).

Constituent: Calcium Analysis Run 8/5/2024 10:20 AM View: Appendix III - Trend Tests

Plant Hammond Client: Southern Company Data: Hammond AP-1

Sanitas™ v.10.0.20 Software licensed to Groundwater Stats Consulting. UG

Sen's Slope Estimator

HGWA-44D (bg)

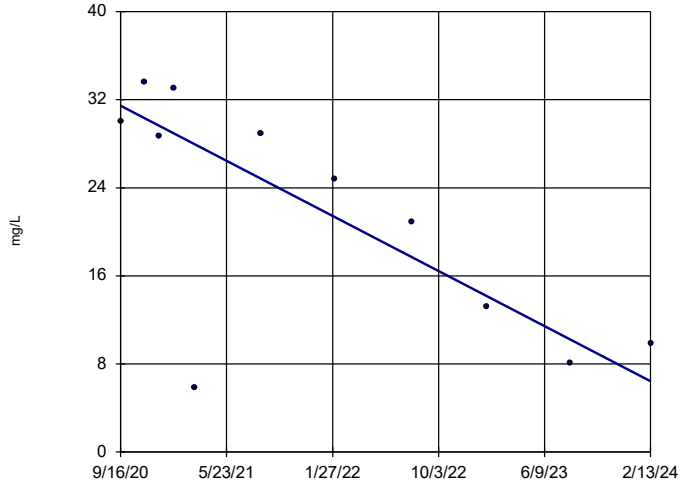

n = 11

Slope = -7.33 units per year.

Mann-Kendall statistic = -33 critical = -34

Trend not significant at 99% confidence level (α = 0.005 per tail).

Constituent: Calcium Analysis Run 8/5/2024 10:20 AM View: Appendix III - Trend Tests

Plant Hammond Client: Southern Company Data: Hammond AP-1

Sanitas™ v.10.0.20 Software licensed to Groundwater Stats Consulting. UG

Sen's Slope Estimator

HGWC-12

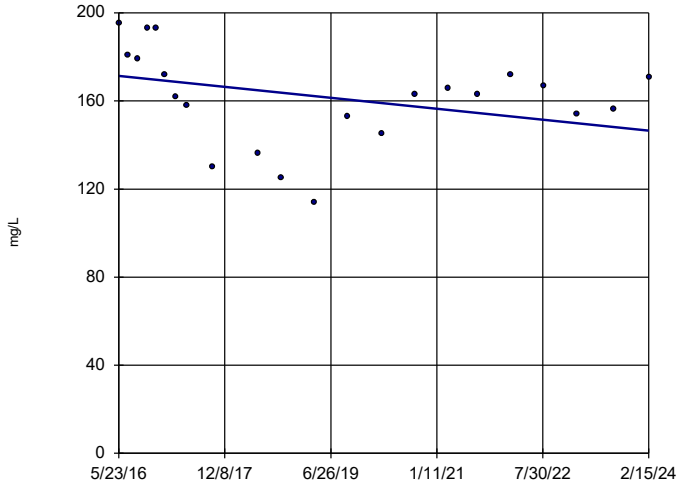

n = 22

Slope = -3.223 units per year.

Mann-Kendall statistic = -54 critical = -92

Trend not significant at 99% confidence level (α = 0.005 per tail).

Constituent: Calcium Analysis Run 8/5/2024 10:20 AM View: Appendix III - Trend Tests

Plant Hammond Client: Southern Company Data: Hammond AP-1

Sanitas™ v.10.0.20 Software licensed to Groundwater Stats Consulting. UG

Sen's Slope Estimator

HGWC-13

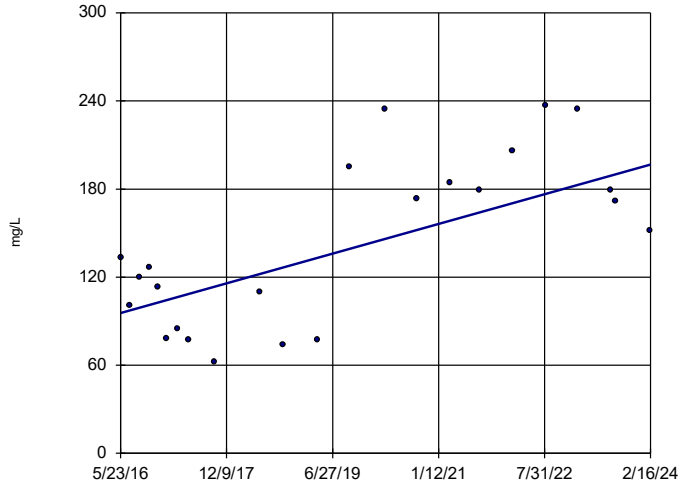

n = 23

Slope = 13.06 units per year.

Mann-Kendall statistic = 78 critical = 98

Trend not significant at 99% confidence level (α = 0.005 per tail).

Constituent: Calcium Analysis Run 8/5/2024 10:20 AM View: Appendix III - Trend Tests

Plant Hammond Client: Southern Company Data: Hammond AP-1

Sanitas™ v.10.0.20 Software licensed to Groundwater Stats Consulting. UG

Sen's Slope Estimator

HGWC-9

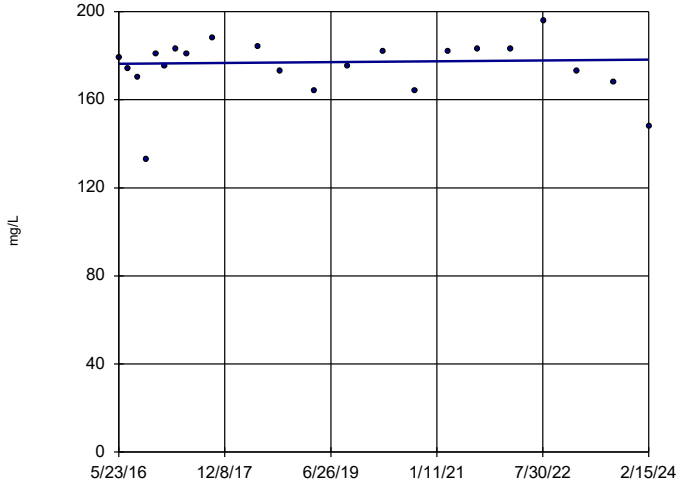

n = 22

Slope = 0.2338 units per year.

Mann-Kendall statistic = 9 critical = 92

Trend not significant at 99% confidence level (α = 0.005 per tail).

Constituent: Calcium Analysis Run 8/5/2024 10:20 AM View: Appendix III - Trend Tests

Plant Hammond Client: Southern Company Data: Hammond AP-1

Sanitas™ v.10.0.20 Software licensed to Groundwater Stats Consulting. UG

Sen's Slope Estimator

HGWA-1 (bg)

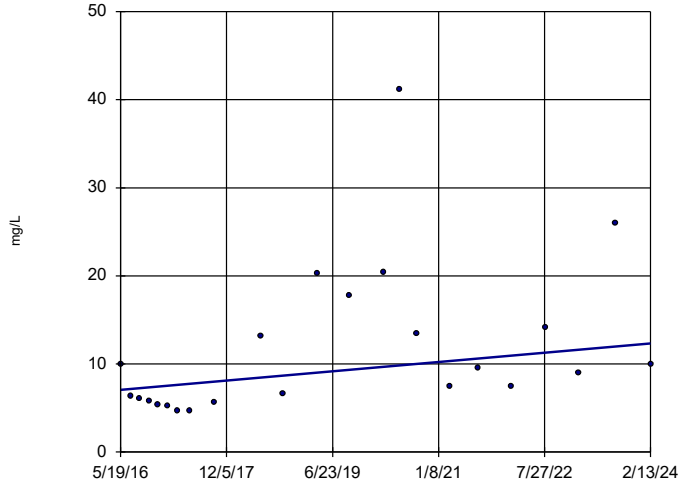

n = 23

Slope = 0.6801 units per year.

Mann-Kendall statistic = 88 critical = 98

Trend not significant at 99% confidence level (α = 0.005 per tail).

Constituent: Chloride Analysis Run 8/5/2024 10:20 AM View: Appendix III - Trend Tests

Plant Hammond Client: Southern Company Data: Hammond AP-1

Sanitas™ v.10.0.20 Software licensed to Groundwater Stats Consulting. UG

Sen's Slope Estimator

HGWA-2 (bg)

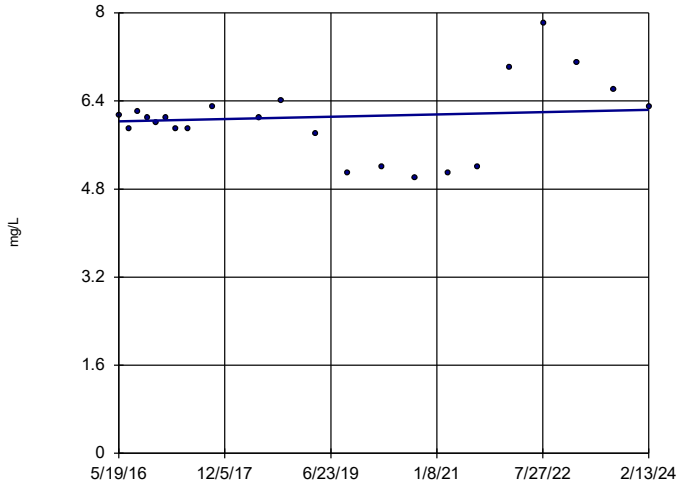

n = 22

Slope = 0.02731 units per year.

Mann-Kendall statistic = 14 critical = 92

Trend not significant at 99% confidence level (α = 0.005 per tail).

Constituent: Chloride Analysis Run 8/5/2024 10:20 AM View: Appendix III - Trend Tests

Plant Hammond Client: Southern Company Data: Hammond AP-1

Sanitas™ v.10.0.20 Software licensed to Groundwater Stats Consulting. UG

Sen's Slope Estimator

HGWA-3 (bg)

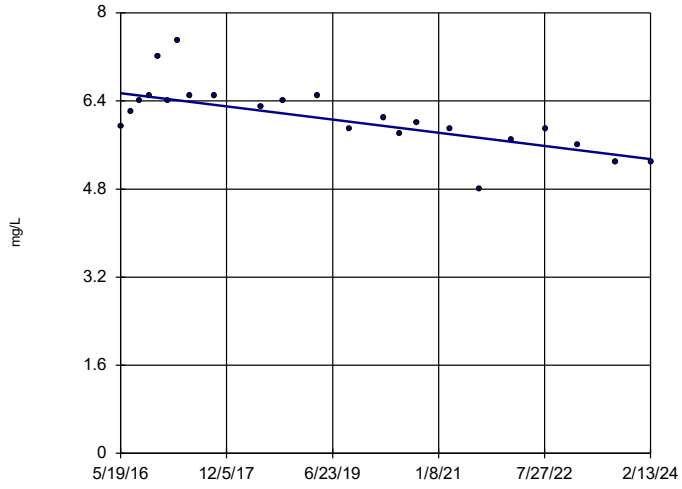

n = 23

Slope = -0.1548 units per year.

Mann-Kendall statistic = -140 critical = -98

Decreasing trend significant at 99% confidence level (α = 0.005 per tail).

Constituent: Chloride Analysis Run 8/5/2024 10:20 AM View: Appendix III - Trend Tests

Plant Hammond Client: Southern Company Data: Hammond AP-1

Sanitas™ v.10.0.20 Software licensed to Groundwater Stats Consulting. UG

Sen's Slope Estimator

HGWA-43D (bg)

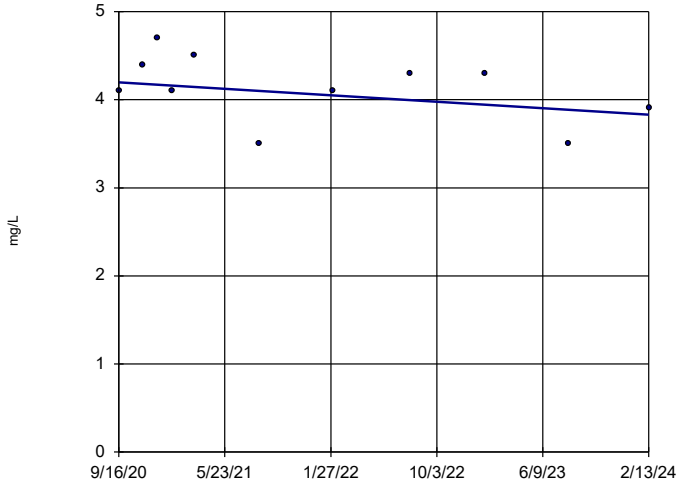

n = 11

Slope = -0.1067 units per year.

Mann-Kendall statistic = -16 critical = -34

Trend not significant at 99% confidence level (α = 0.005 per tail).

Constituent: Chloride Analysis Run 8/5/2024 10:20 AM View: Appendix III - Trend Tests

Plant Hammond Client: Southern Company Data: Hammond AP-1

Sanitas™ v.10.0.20 Software licensed to Groundwater Stats Consulting. UG

Sen's Slope Estimator

HGWA-44D (bg)

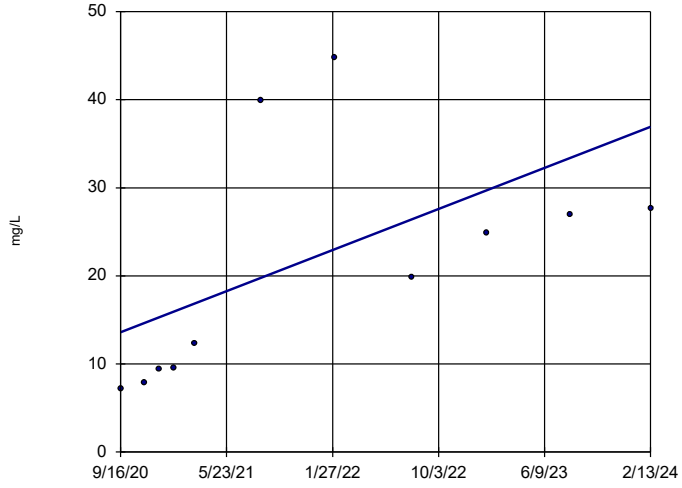

n = 11

Slope = 6.844 units per year.

Mann-Kendall statistic = 39 critical = 34

Increasing trend significant at 99% confidence level (α = 0.005 per tail).

Constituent: Chloride Analysis Run 8/5/2024 10:20 AM View: Appendix III - Trend Tests

Plant Hammond Client: Southern Company Data: Hammond AP-1

Sanitas™ v.10.0.20 Software licensed to Groundwater Stats Consulting. UG

Sen's Slope Estimator

HGWC-9

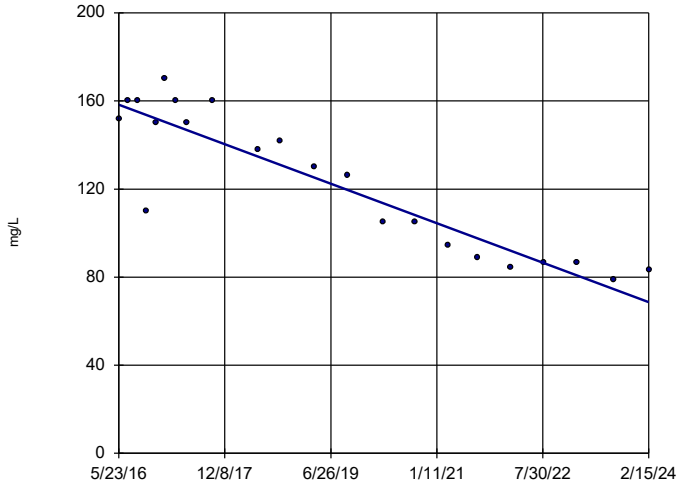

n = 22

Slope = -11.59 units per year.

Mann-Kendall statistic = -173 critical = -92

Decreasing trend significant at 99% confidence level (α = 0.005 per tail).

Constituent: Chloride Analysis Run 8/5/2024 10:20 AM View: Appendix III - Trend Tests

Plant Hammond Client: Southern Company Data: Hammond AP-1

Sanitas™ v.10.0.20 Software licensed to Groundwater Stats Consulting. UG

Sen's Slope Estimator

HGWA-1 (bg)

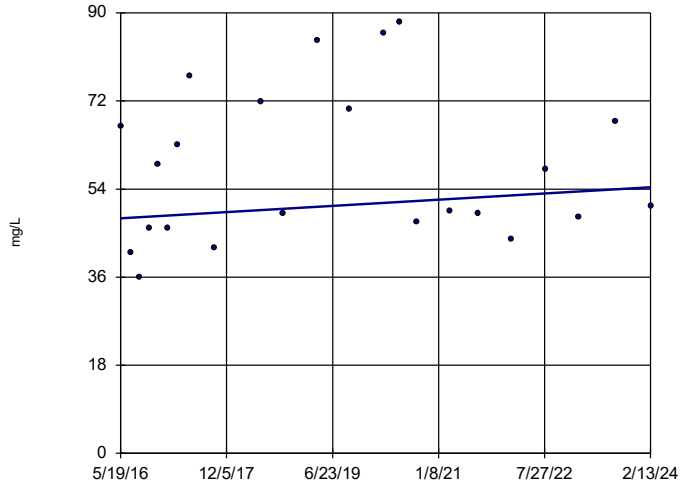

n = 23

Slope = 0.8197 units per year.

Mann-Kendall statistic = 38 critical = 98

Trend not significant at 99% confidence level (α = 0.005 per tail).

Constituent: Sulfate Analysis Run 8/5/2024 10:20 AM View: Appendix III - Trend Tests

Plant Hammond Client: Southern Company Data: Hammond AP-1

Sanitas™ v.10.0.20 Software licensed to Groundwater Stats Consulting. UG

Sen's Slope Estimator

HGWA-2 (bg)

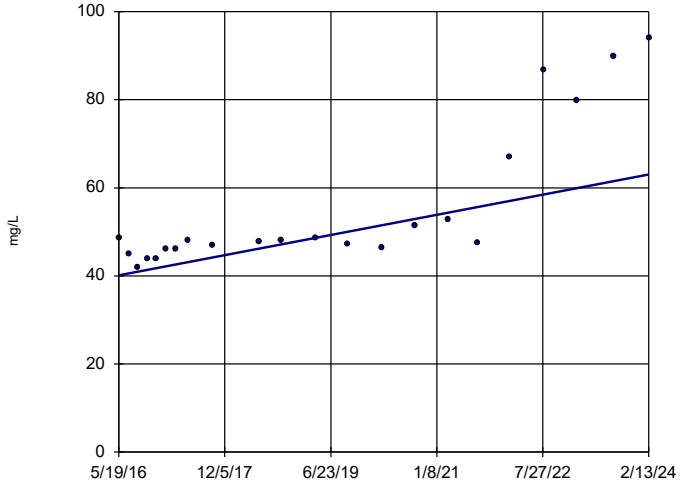

n = 22

Slope = 2.951 units per year.

Mann-Kendall statistic = 159 critical = 92

Increasing trend significant at 99% confidence level (α = 0.005 per tail).

Constituent: Sulfate Analysis Run 8/5/2024 10:20 AM View: Appendix III - Trend Tests

Plant Hammond Client: Southern Company Data: Hammond AP-1

Sanitas™ v.10.0.20 Software licensed to Groundwater Stats Consulting. UG

Sen's Slope Estimator

HGWA-3 (bg)

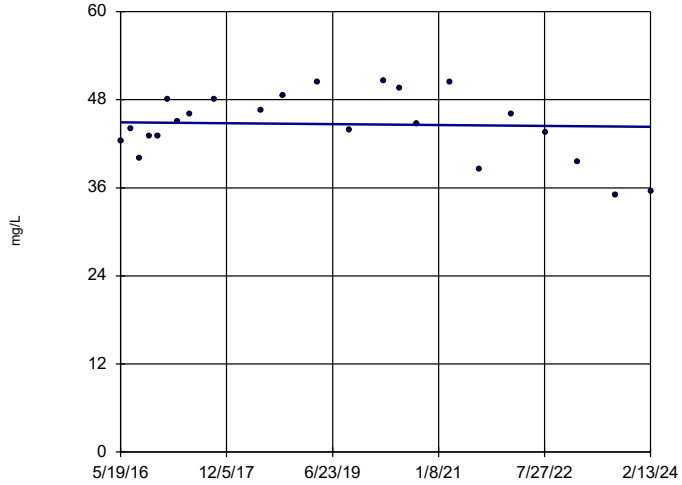

n = 23

Slope = -0.07809 units per year.

Mann-Kendall statistic = -7 critical = -98

Trend not significant at 99% confidence level (α = 0.005 per tail).

Constituent: Sulfate Analysis Run 8/5/2024 10:20 AM View: Appendix III - Trend Tests

Plant Hammond Client: Southern Company Data: Hammond AP-1

Sanitas™ v.10.0.20 Software licensed to Groundwater Stats Consulting. UG

Sen's Slope Estimator

HGWA-43D (bg)

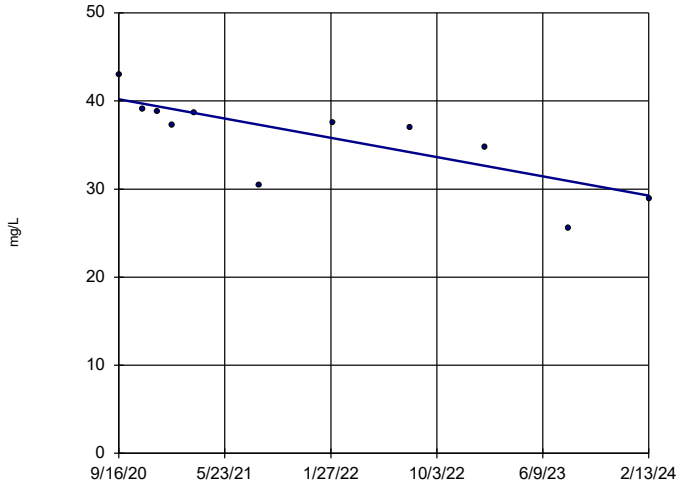

n = 11

Slope = -3.197 units per year.

Mann-Kendall statistic = -43 critical = -34

Decreasing trend significant at 99% confidence level (α = 0.005 per tail).

Constituent: Sulfate Analysis Run 8/5/2024 10:20 AM View: Appendix III - Trend Tests

Plant Hammond Client: Southern Company Data: Hammond AP-1

Sanitas™ v.10.0.20 Software licensed to Groundwater Stats Consulting. UG

Hollow symbols indicate censored values.

Sen's Slope Estimator

HGWA-44D (bg)

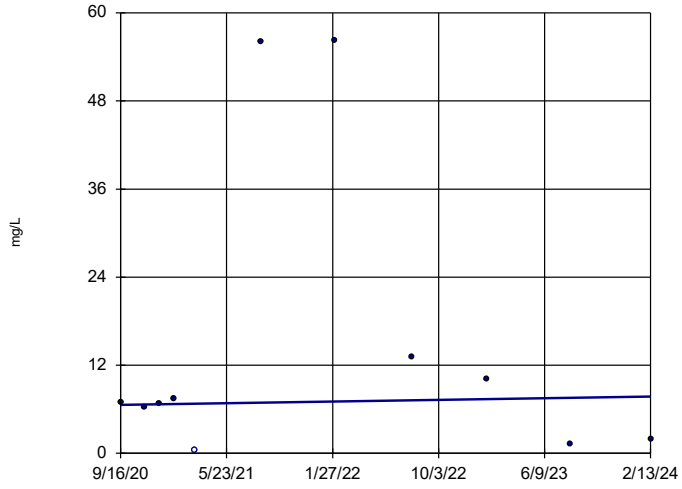

n = 11

Slope = 0.3314 units per year.

Mann-Kendall statistic = 1 critical = 34

Trend not significant at 99% confidence level (α = 0.005 per tail).

Constituent: Sulfate Analysis Run 8/5/2024 10:20 AM View: Appendix III - Trend Tests

Plant Hammond Client: Southern Company Data: Hammond AP-1

Sanitas™ v.10.0.20 Software licensed to Groundwater Stats Consulting. UG

Hollow symbols indicate censored values.

Sen's Slope Estimator

HGWC-11

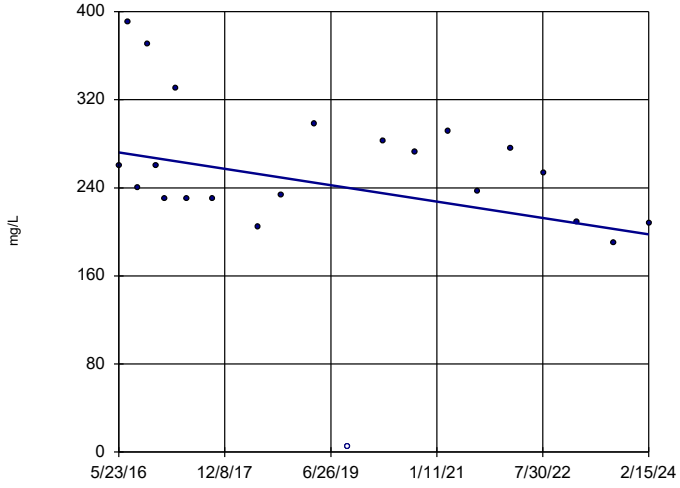

n = 22

Slope = -9.605 units per year.

Mann-Kendall statistic = -67 critical = -92

Trend not significant at 99% confidence level (α = 0.005 per tail).

Constituent: Sulfate Analysis Run 8/5/2024 10:20 AM View: Appendix III - Trend Tests

Plant Hammond Client: Southern Company Data: Hammond AP-1

Sanitas™ v.10.0.20 Software licensed to Groundwater Stats Consulting. UG

Sen's Slope Estimator

HGWC-12

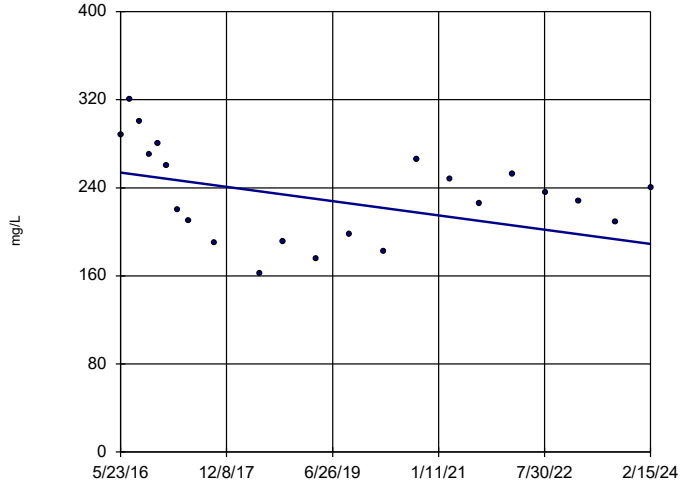

n = 22

Slope = -8.396 units per year.

Mann-Kendall statistic = -65 critical = -92

Trend not significant at 99% confidence level (α = 0.005 per tail).

Constituent: Sulfate Analysis Run 8/5/2024 10:20 AM View: Appendix III - Trend Tests

Plant Hammond Client: Southern Company Data: Hammond AP-1

Sanitas™ v.10.0.20 Software licensed to Groundwater Stats Consulting. UG

Sen's Slope Estimator

HGWC-13

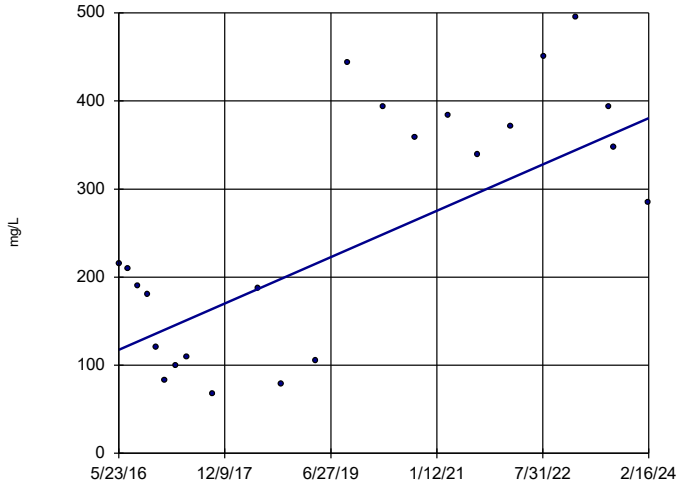

n = 23

Slope = 33.97 units per year.

Mann-Kendall statistic = 82 critical = 98

Trend not significant at 99% confidence level (α = 0.005 per tail).

Constituent: Sulfate Analysis Run 8/5/2024 10:20 AM View: Appendix III - Trend Tests

Plant Hammond Client: Southern Company Data: Hammond AP-1

Sanitas™ v.10.0.20 Software licensed to Groundwater Stats Consulting. UG

Sen's Slope Estimator

HGWC-7

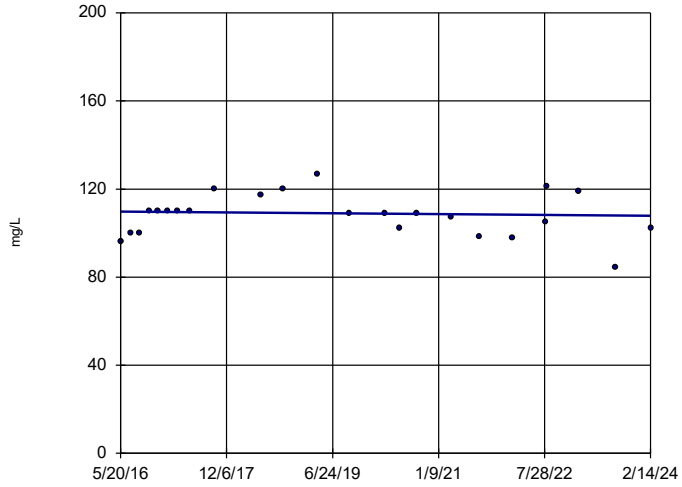

n = 24

Slope = -0.2435 units per year.

Mann-Kendall statistic = -20 critical = -105

Trend not significant at 99% confidence level (α = 0.005 per tail).

Constituent: Sulfate Analysis Run 8/5/2024 10:20 AM View: Appendix III - Trend Tests

Plant Hammond Client: Southern Company Data: Hammond AP-1

Sanitas™ v.10.0.20 Software licensed to Groundwater Stats Consulting. UG

Sen's Slope Estimator

HGWC-8

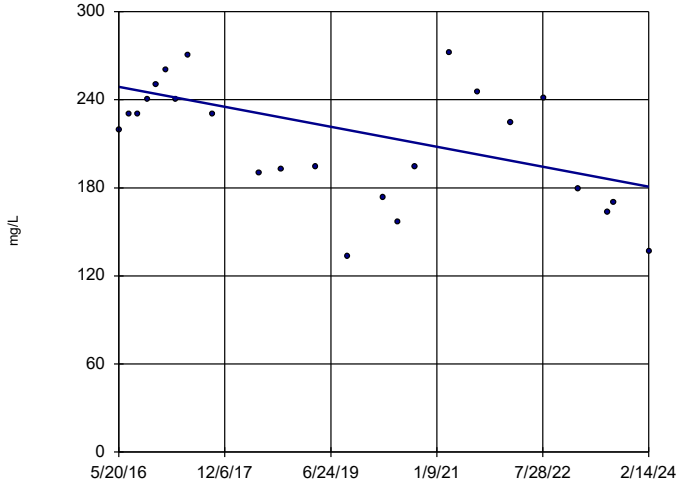

n = 24

Slope = -8.805 units per year.

Mann-Kendall statistic = -81 critical = -105

Trend not significant at 99% confidence level (α = 0.005 per tail).

Constituent: Sulfate Analysis Run 8/5/2024 10:20 AM View: Appendix III - Trend Tests

Plant Hammond Client: Southern Company Data: Hammond AP-1

Sanitas™ v.10.0.20 Software licensed to Groundwater Stats Consulting. UG

Sen's Slope Estimator

HGWC-9

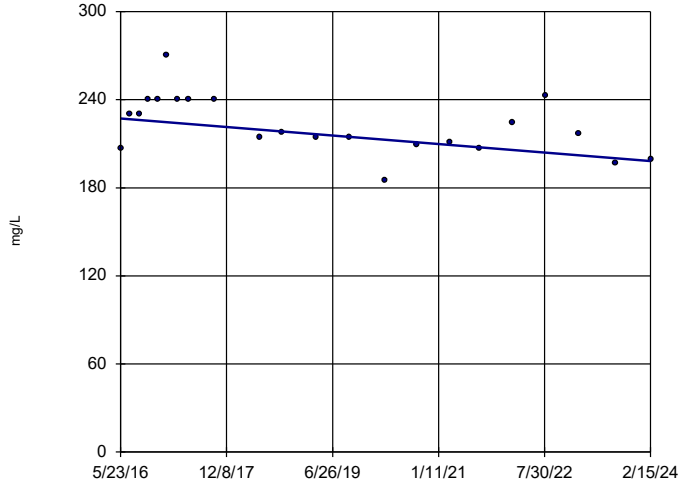

n = 22

Slope = -3.744 units per year.

Mann-Kendall statistic = -76 critical = -92

Trend not significant at 99% confidence level (α = 0.005 per tail).

Constituent: Sulfate Analysis Run 8/5/2024 10:20 AM View: Appendix III - Trend Tests

Plant Hammond Client: Southern Company Data: Hammond AP-1

Sanitas™ v.10.0.20 Software licensed to Groundwater Stats Consulting. UG

Sen's Slope Estimator

HGWA-1 (bg)

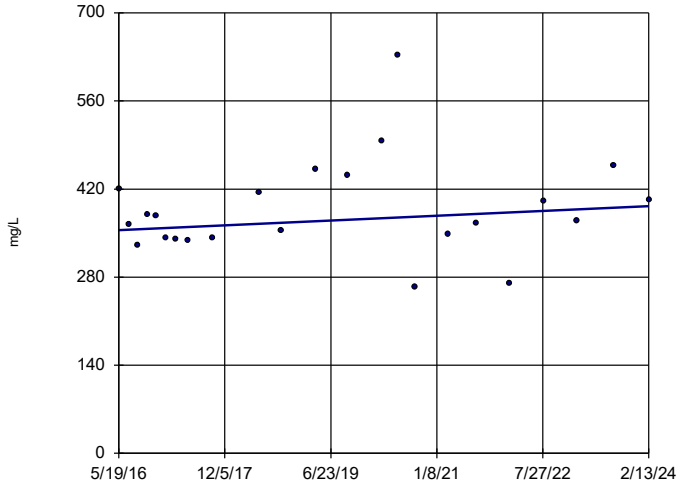

n = 23

Slope = 4.894 units per year.

Mann-Kendall statistic = 41 critical = 98

Trend not significant at 99% confidence level (α = 0.005 per tail).

Constituent: Total Dissolved Solids Analysis Run 8/5/2024 10:20 AM View: Appendix III - Trend Tests

Plant Hammond Client: Southern Company Data: Hammond AP-1

Sanitas™ v.10.0.20 Software licensed to Groundwater Stats Consulting. UG

Sen's Slope Estimator

HGWA-2 (bg)

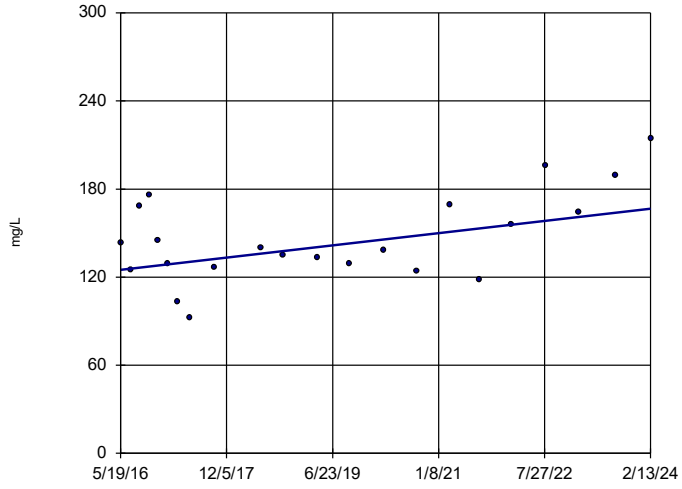

n = 22

Slope = 5.374 units per year.

Mann-Kendall statistic = 56 critical = 92

Trend not significant at 99% confidence level (α = 0.005 per tail).

Constituent: Total Dissolved Solids Analysis Run 8/5/2024 10:20 AM View: Appendix III - Trend Tests

Plant Hammond Client: Southern Company Data: Hammond AP-1

Sanitas™ v.10.0.20 Software licensed to Groundwater Stats Consulting. UG

Sen's Slope Estimator

HGWA-3 (bg)

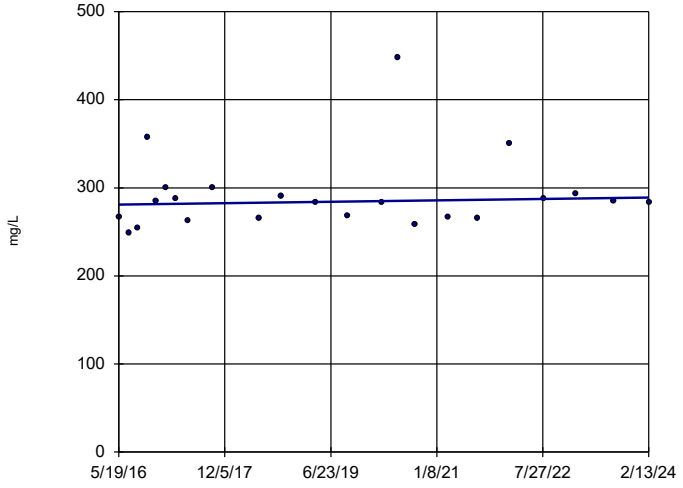

n = 23

Slope = 1.051 units per year.

Mann-Kendall statistic = 27 critical = 98

Trend not significant at 99% confidence level (α = 0.005 per tail).

Constituent: Total Dissolved Solids Analysis Run 8/5/2024 10:20 AM View: Appendix III - Trend Tests

Plant Hammond Client: Southern Company Data: Hammond AP-1

Sanitas™ v.10.0.20 Software licensed to Groundwater Stats Consulting. UG

Sen's Slope Estimator

HGWA-43D (bg)

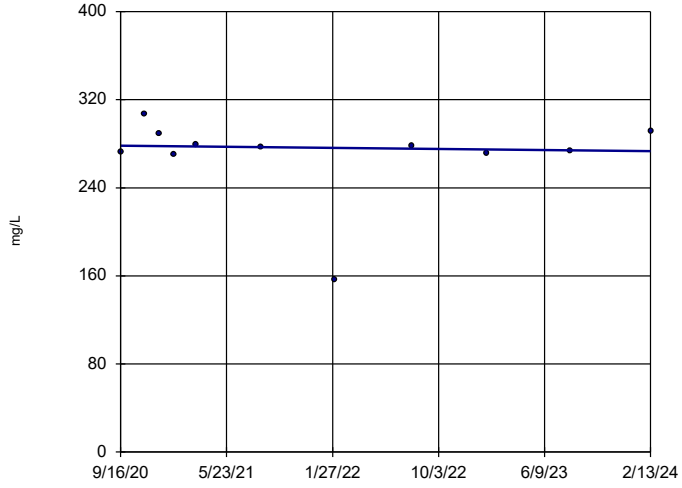

n = 11

Slope = -1.506 units per year.

Mann-Kendall statistic = -5 critical = -34

Trend not significant at 99% confidence level (α = 0.005 per tail).

Constituent: Total Dissolved Solids Analysis Run 8/5/2024 10:20 AM View: Appendix III - Trend Tests

Plant Hammond Client: Southern Company Data: Hammond AP-1

Sanitas™ v.10.0.20 Software licensed to Groundwater Stats Consulting. UG

Sen's Slope Estimator

HGWA-44D (bg)

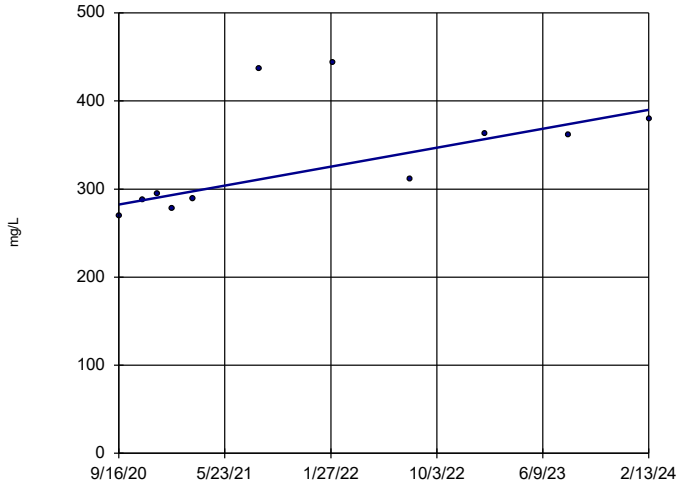

n = 11

Slope = 31.45 units per year.

Mann-Kendall statistic = 31 critical = 34

Trend not significant at 99% confidence level (α = 0.005 per tail).

Constituent: Total Dissolved Solids Analysis Run 8/5/2024 10:20 AM View: Appendix III - Trend Tests

Plant Hammond Client: Southern Company Data: Hammond AP-1

Sanitas™ v.10.0.20 Software licensed to Groundwater Stats Consulting. UG

Sen's Slope Estimator

HGWC-12

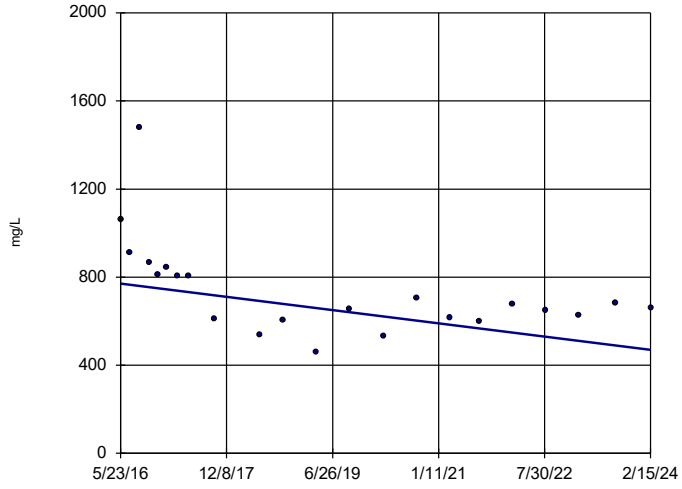

n = 22

Slope = -38.98 units per year.

Mann-Kendall statistic = -99 critical = -92

Decreasing trend significant at 99% confidence level (α = 0.005 per tail).

Constituent: Total Dissolved Solids Analysis Run 8/5/2024 10:20 AM View: Appendix III - Trend Tests

Plant Hammond Client: Southern Company Data: Hammond AP-1

Sanitas™ v.10.0.20 Software licensed to Groundwater Stats Consulting. UG

Sen's Slope Estimator

HGWC-13

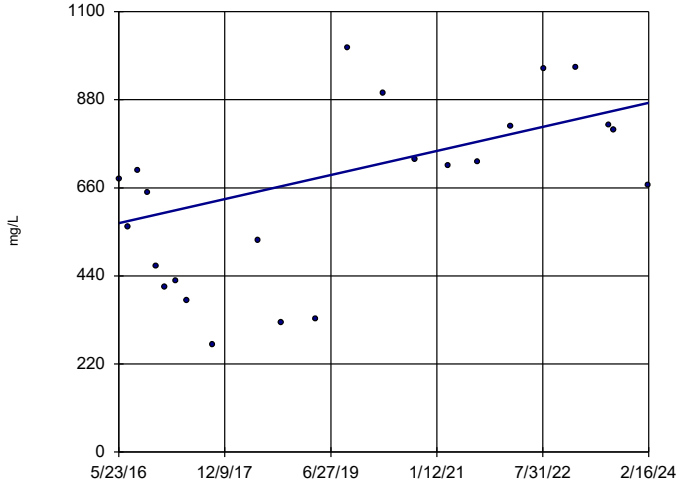

n = 23

Slope = 38.87 units per year.

Mann-Kendall statistic = 75 critical = 98

Trend not significant at 99% confidence level (α = 0.005 per tail).

Constituent: Total Dissolved Solids Analysis Run 8/5/2024 10:20 AM View: Appendix III - Trend Tests

Plant Hammond Client: Southern Company Data: Hammond AP-1

Sanitas™ v.10.0.20 Software licensed to Groundwater Stats Consulting. UG

Sen's Slope Estimator

HGWC-9

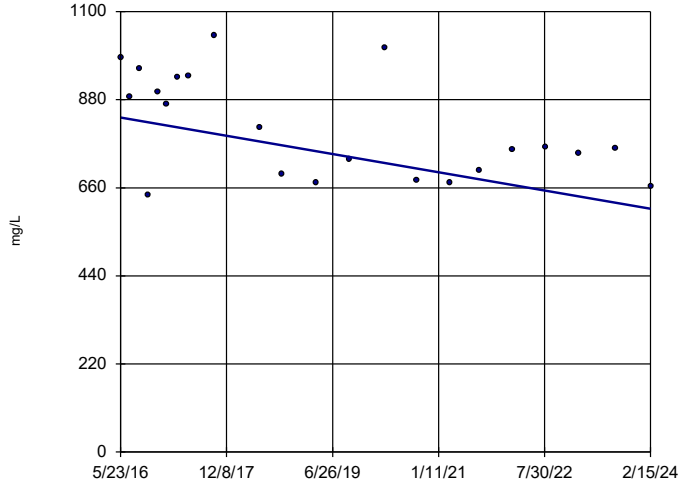

n = 22

Slope = -29.47 units per year.

Mann-Kendall statistic = -73 critical = -92

Trend not significant at 99% confidence level (α = 0.005 per tail).

Constituent: Total Dissolved Solids Analysis Run 8/5/2024 10:20 AM View: Appendix III - Trend Tests

Plant Hammond Client: Southern Company Data: Hammond AP-1

FIGURE F.

Upper Tolerance Limits

Plant Hammond Data: Hammond AP-1 Printed 4/25/2024, 9:18 AM

Constituent	Upper Lim.	Bg N	Std. Dev.	%NDs	ND Adj.	Transform	Alpha	Method
Antimony (mg/L)	0.003	93	n/a	82.8	n/a	n/a	0.008478	NP Inter(NDs)
Arsenic (mg/L)	0.005	99	n/a	67.68	n/a	n/a	0.006232	NP Inter(NDs)
Barium (mg/L)	0.46	99	n/a	0	n/a	n/a	0.006232	NP Inter(normality)
Beryllium (mg/L)	0.0005	93	n/a	78.49	n/a	n/a	0.008478	NP Inter(NDs)
Cadmium (mg/L)	0.0005	93	n/a	84.95	n/a	n/a	0.008478	NP Inter(NDs)
Chromium (mg/L)	0.0079	93	n/a	84.95	n/a	n/a	0.008478	NP Inter(NDs)
Cobalt (mg/L)	0.038	93	n/a	72.04	n/a	n/a	0.008478	NP Inter(NDs)
Combined Radium 226 + 228 (pCi/L)	4.36	99	n/a	0	n/a	n/a	0.006232	NP Inter(normality)
Fluoride (mg/L)	1.5	104	n/a	26.92	n/a	n/a	0.004822	NP Inter(normality)
Lead (mg/L)	0.001	90	n/a	71.11	n/a	n/a	0.009888	NP Inter(NDs)
Lithium (mg/L)	0.064	97	n/a	19.59	n/a	n/a	0.006905	NP Inter(normality)
Mercury (mg/L)	0.0002	71	n/a	97.18	n/a	n/a	0.0262	NP Inter(NDs)
Molybdenum (mg/L)	0.01	101	n/a	76.24	n/a	n/a	0.005625	NP Inter(NDs)
Selenium (mg/L)	0.005	99	n/a	95.96	n/a	n/a	0.006232	NP Inter(NDs)
Thallium (mg/L)	0.001	99	n/a	98.99	n/a	n/a	0.006232	NP Inter(NDs)

Sanitas™ v.10.0.16 . UG
Hollow symbols indicate censored values.

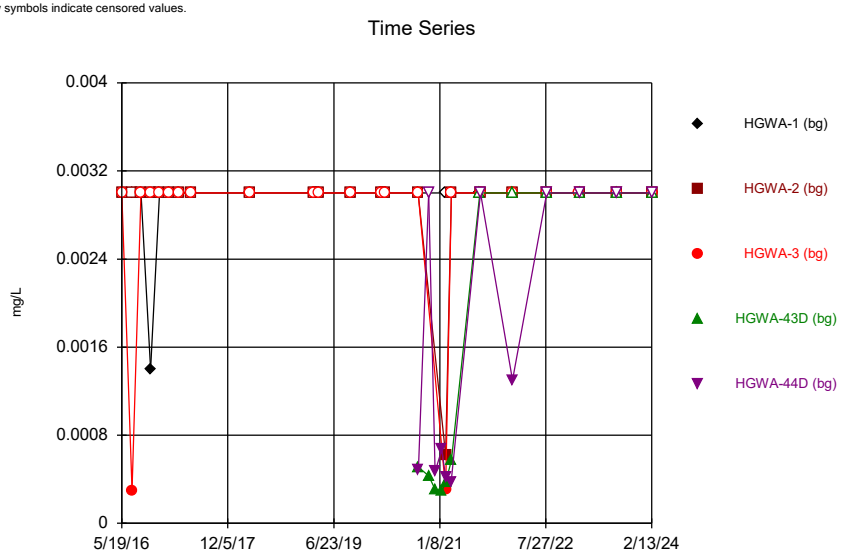

Constituent: Antimony Analysis Run 4/25/2024 9:18 AM View: Appendix IV - UTLs
Plant Hammond Data: Hammond AP-1

Sanitas™ v.10.0.16 . UG
Hollow symbols indicate censored values.

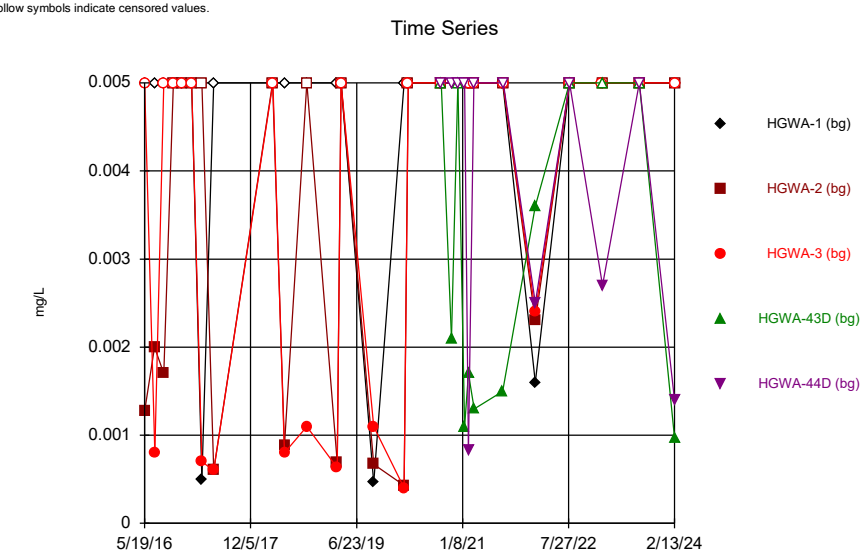

Constituent: Arsenic Analysis Run 4/25/2024 9:18 AM View: Appendix IV - UTLs
Plant Hammond Data: Hammond AP-1

Sanitas™ v.10.0.16 . UG

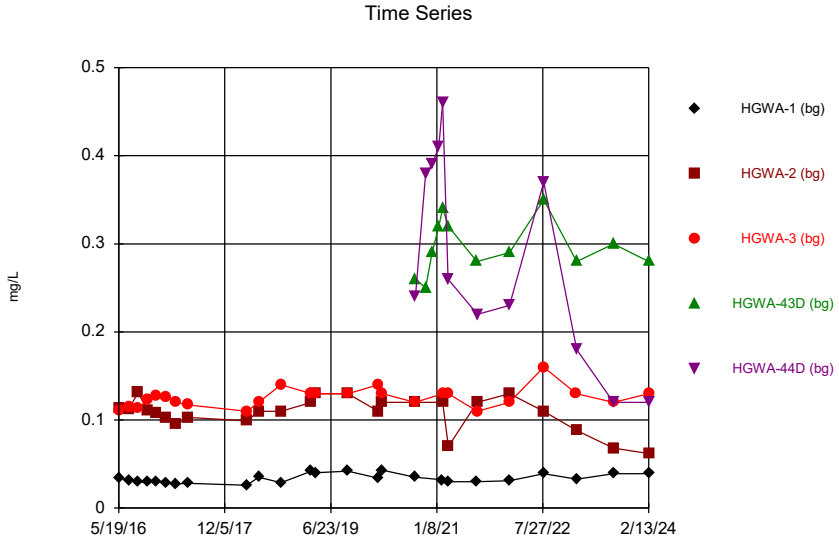

Constituent: Barium Analysis Run 4/25/2024 9:18 AM View: Appendix IV - UTLs
Plant Hammond Data: Hammond AP-1

Sanitas™ v.10.0.16 . UG
Hollow symbols indicate censored values.

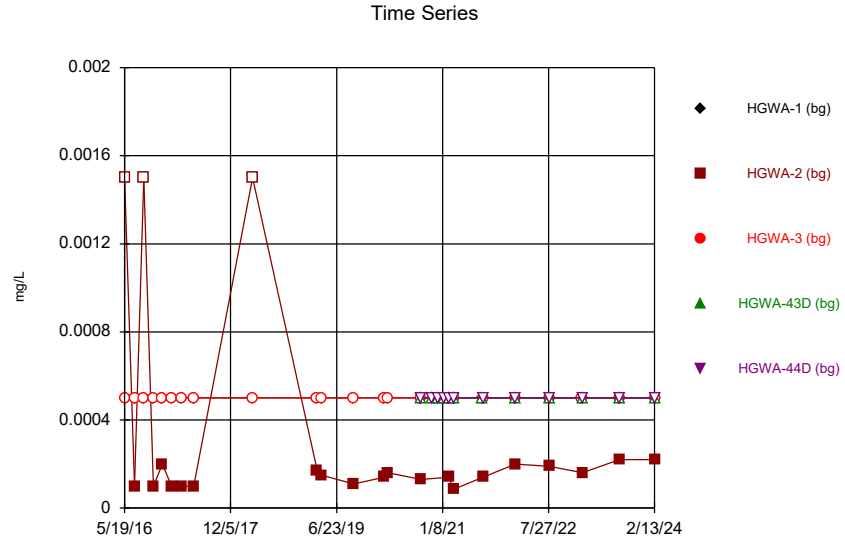

Constituent: Beryllium Analysis Run 4/25/2024 9:18 AM View: Appendix IV - UTLs
Plant Hammond Data: Hammond AP-1

Sanitas™ v.10.0.16 . UG
Hollow symbols indicate censored values.

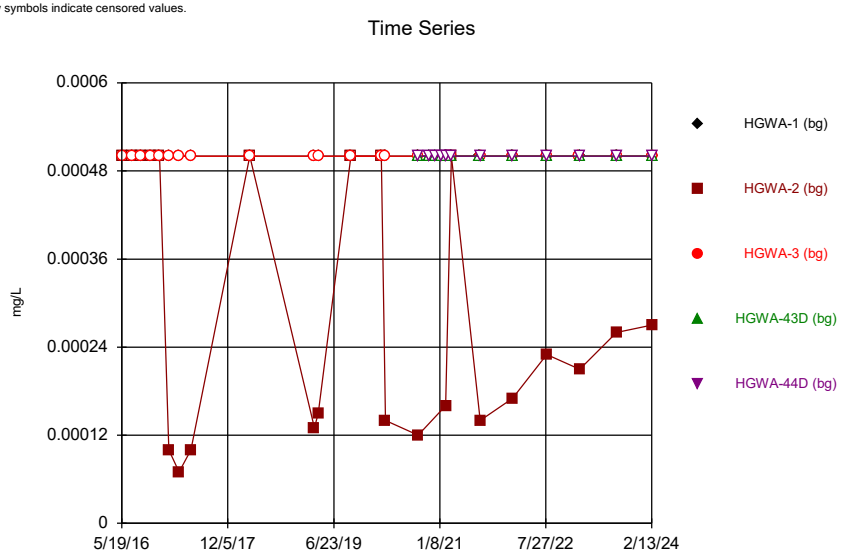

Constituent: Cadmium Analysis Run 4/25/2024 9:18 AM View: Appendix IV - UTLs
Plant Hammond Data: Hammond AP-1

Sanitas™ v.10.0.16 . UG
Hollow symbols indicate censored values.

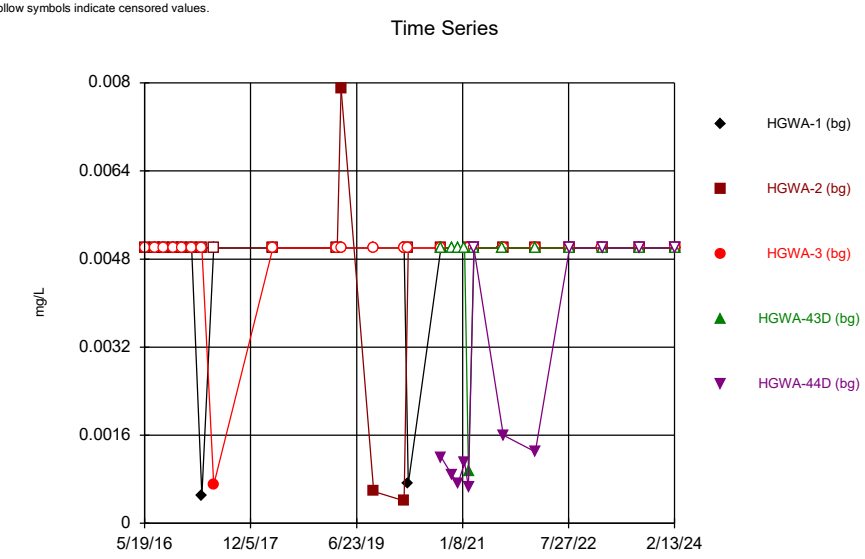

Constituent: Chromium Analysis Run 4/25/2024 9:18 AM View: Appendix IV - UTLs
Plant Hammond Data: Hammond AP-1

Sanitas™ v.10.0.16 . UG
Hollow symbols indicate censored values.

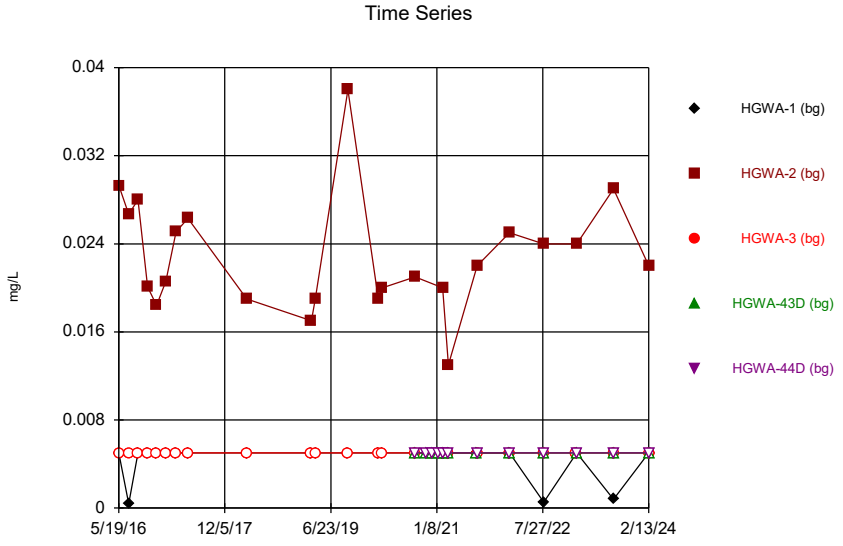

Constituent: Cobalt Analysis Run 4/25/2024 9:18 AM View: Appendix IV - UTLs
Plant Hammond Data: Hammond AP-1

Sanitas™ v.10.0.16 . UG

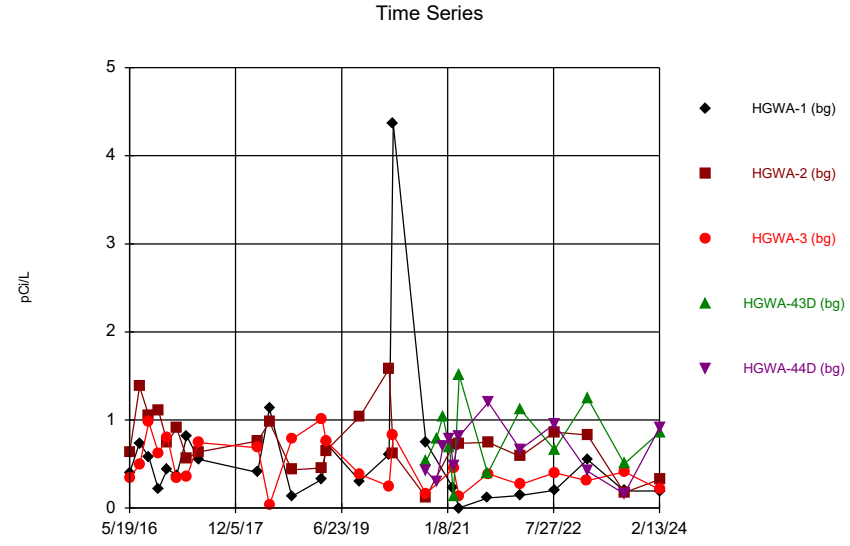

Constituent: Combined Radium 226 + 228 Analysis Run 4/25/2024 9:18 AM View: Appendix IV - UTLs
Plant Hammond Data: Hammond AP-1

Sanitas™ v.10.0.16 . UG
Hollow symbols indicate censored values.

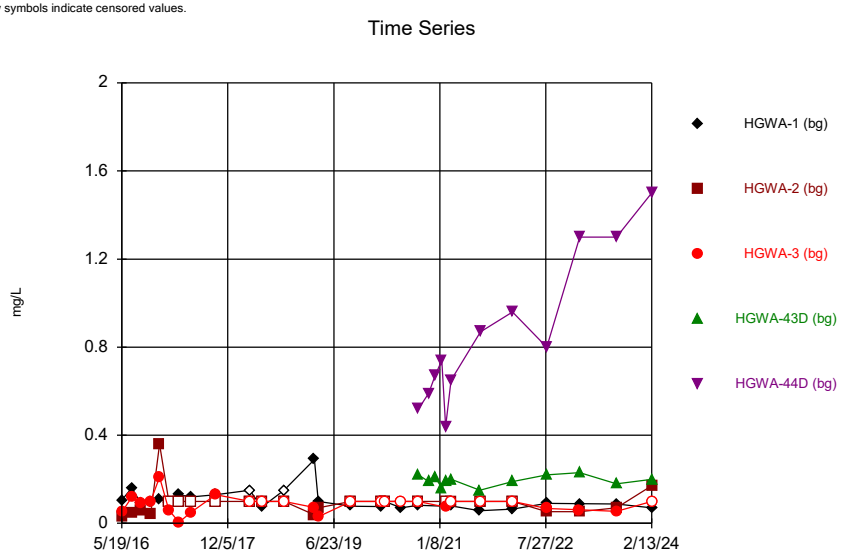

Constituent: Fluoride Analysis Run 4/25/2024 9:18 AM View: Appendix IV - UTLs
Plant Hammond Data: Hammond AP-1

Sanitas™ v.10.0.16 . UG
Hollow symbols indicate censored values.

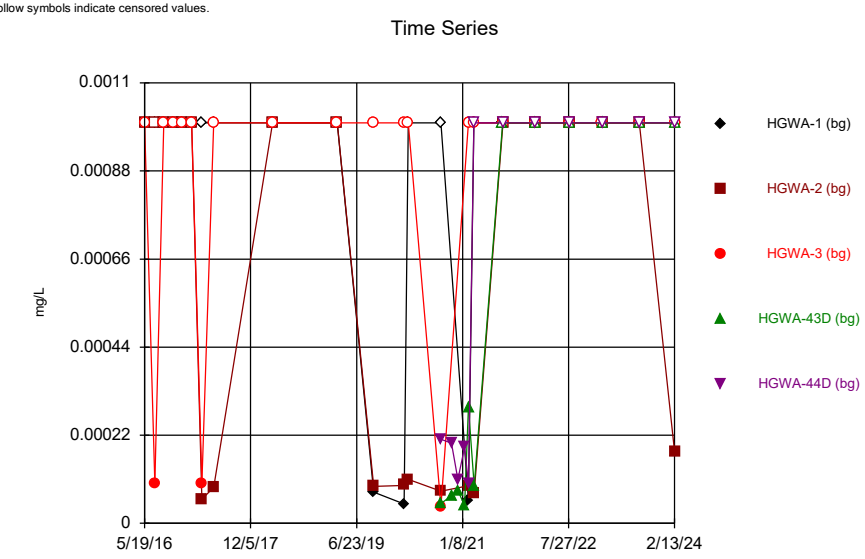

Constituent: Lead Analysis Run 4/25/2024 9:18 AM View: Appendix IV - UTLs
Plant Hammond Data: Hammond AP-1

Sanitas™ v.10.0.16 . UG
Hollow symbols indicate censored values.

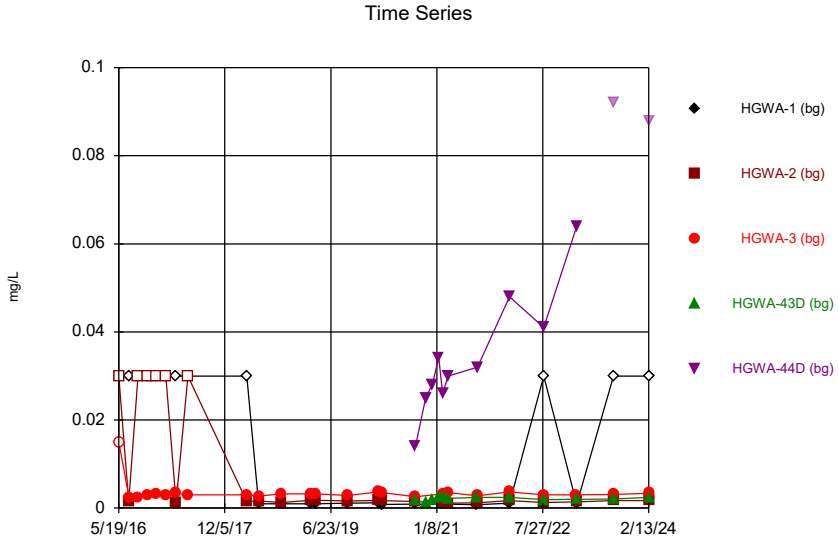

Constituent: Lithium Analysis Run 4/25/2024 9:18 AM View: Appendix IV - UTLs
Plant Hammond Data: Hammond AP-1

Sanitas™ v.10.0.16 . UG
Hollow symbols indicate censored values.

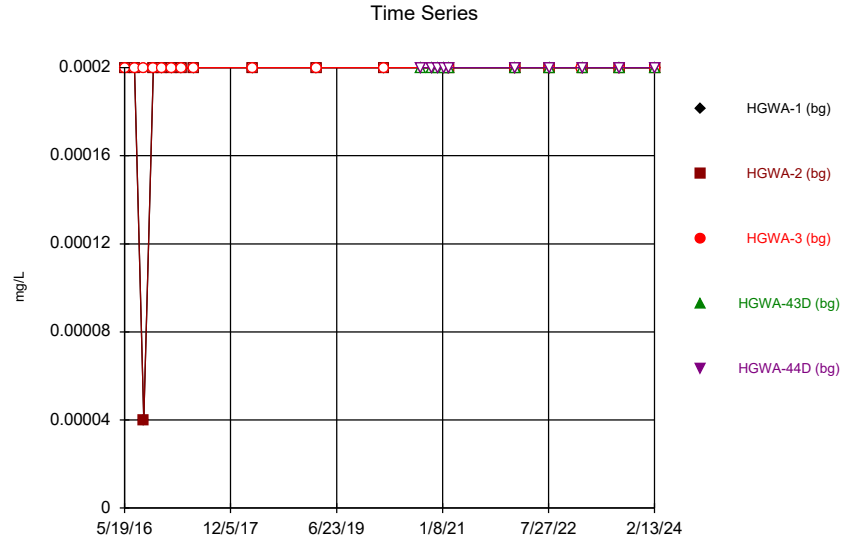

Constituent: Mercury Analysis Run 4/25/2024 9:18 AM View: Appendix IV - UTLs
Plant Hammond Data: Hammond AP-1

Sanitas™ v.10.0.16 . UG
Hollow symbols indicate censored values.

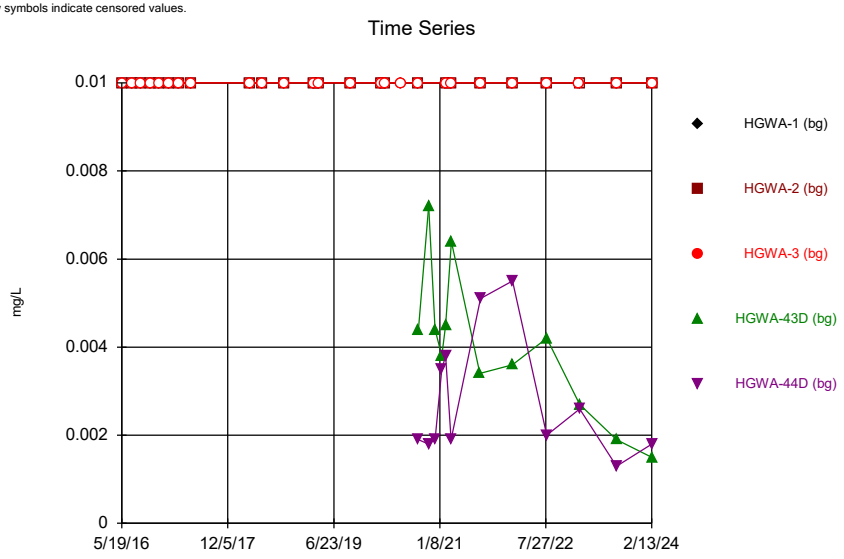

Constituent: Molybdenum Analysis Run 4/25/2024 9:18 AM View: Appendix IV - UTLs
Plant Hammond Data: Hammond AP-1

Sanitas™ v.10.0.16 . UG
Hollow symbols indicate censored values.

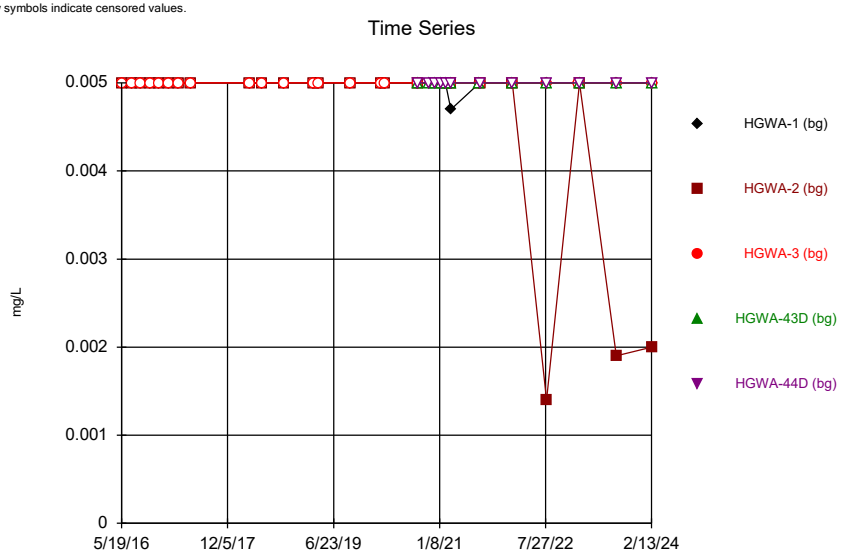

Constituent: Selenium Analysis Run 4/25/2024 9:18 AM View: Appendix IV - UTLs
Plant Hammond Data: Hammond AP-1

Sanitas™ v.10.0.16 . UG
Hollow symbols indicate censored values.

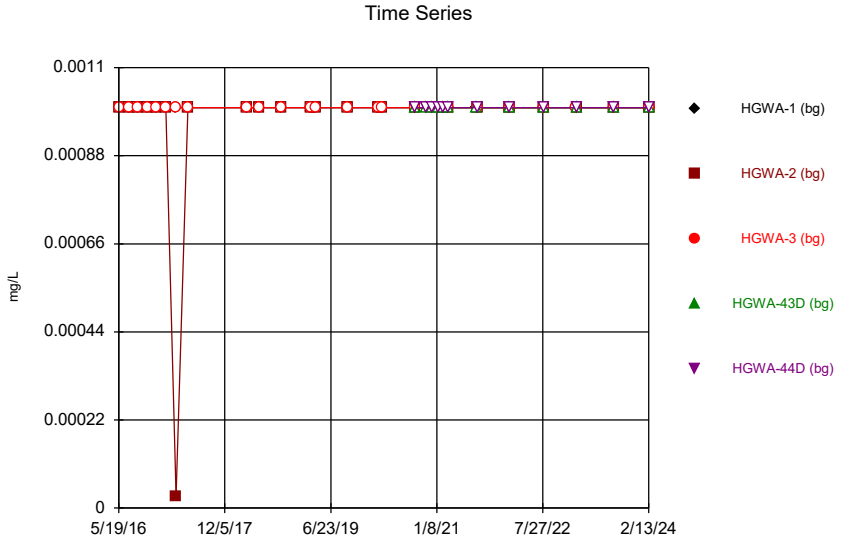

Constituent: Thallium Analysis Run 4/25/2024 9:18 AM View: Appendix IV - UTLs
Plant Hammond Data: Hammond AP-1

Sanitas™ v.10.0.16 . UG

Tolerance Limit

Interwell Non-parametric



Non-parametric test used in lieu of parametric tolerance limit because censored data exceeded 50%. Limit is highest of 93 background values. 82.8% NDs. 95.12% coverage at alpha=0.01; 96.68% coverage at alpha=0.05; 99.41% coverage at alpha=0.5. Report alpha = 0.008478.

Constituent: Antimony Analysis Run 4/25/2024 9:17 AM View: Appendix IV - UTLs

Plant Hammond Data: Hammond AP-1

Sanitas™ v.10.0.16 . UG

Tolerance Limit

Interwell Non-parametric

Non-parametric test used in lieu of parametric tolerance limit because censored data exceeded 50%. Limit is highest of 99 background values. 67.68% NDs. 95.51% coverage at alpha=0.01; 97.07% coverage at alpha=0.05; 99.41% coverage at alpha=0.5. Report alpha = 0.006232.

Constituent: Arsenic Analysis Run 4/25/2024 9:17 AM View: Appendix IV - UTLs

Plant Hammond Data: Hammond AP-1

Sanitas™ v.10.0.16 . UG

Tolerance Limit

Interwell Non-parametric



Non-parametric test used in lieu of parametric tolerance limit because the Shapiro Francia normality test showed the data to be non-normal at the 0.01 alpha level. Limit is highest of 99 background values. 95.51% coverage at alpha=0.01; 97.07% coverage at alpha=0.05; 99.41% coverage at alpha=0.5. Report alpha = 0.006232.

Constituent: Barium Analysis Run 4/25/2024 9:17 AM View: Appendix IV - UTLs

Plant Hammond Data: Hammond AP-1

Sanitas™ v.10.0.16 . UG

Tolerance Limit

Interwell Non-parametric

Non-parametric test used in lieu of parametric tolerance limit because censored data exceeded 50%. Limit is highest of 93 background values. 78.49% NDs. 95.12% coverage at alpha=0.01; 96.68% coverage at alpha=0.05; 99.41% coverage at alpha=0.5. Report alpha = 0.008478.

Constituent: Beryllium Analysis Run 4/25/2024 9:17 AM View: Appendix IV - UTLs

Plant Hammond Data: Hammond AP-1

Sanitas™ v.10.0.16 . UG

Tolerance Limit

Interwell Non-parametric



Non-parametric test used in lieu of parametric tolerance limit because censored data exceeded 50%. Limit is highest of 93 background values. 84.95% NDs. 95.12% coverage at alpha=0.01; 96.68% coverage at alpha=0.05; 99.41% coverage at alpha=0.5. Report alpha = 0.008478.

Constituent: Cadmium Analysis Run 4/25/2024 9:17 AM View: Appendix IV - UTLs

Plant Hammond Data: Hammond AP-1

Sanitas™ v.10.0.16 . UG

Tolerance Limit

Interwell Non-parametric



Non-parametric test used in lieu of parametric tolerance limit because censored data exceeded 50%. Limit is highest of 93 background values. 84.95% NDs. 95.12% coverage at alpha=0.01; 96.68% coverage at alpha=0.05; 99.41% coverage at alpha=0.5. Report alpha = 0.008478.

Constituent: Chromium Analysis Run 4/25/2024 9:17 AM View: Appendix IV - UTLs

Plant Hammond Data: Hammond AP-1

Sanitas™ v.10.0.16 . UG

Tolerance Limit

Interwell Non-parametric



Non-parametric test used in lieu of parametric tolerance limit because censored data exceeded 50%. Limit is highest of 93 background values. 72.04% NDs. 95.12% coverage at alpha=0.01; 96.68% coverage at alpha=0.05; 99.41% coverage at alpha=0.5. Report alpha = 0.008478.

Constituent: Cobalt Analysis Run 4/25/2024 9:17 AM View: Appendix IV - UTLs

Plant Hammond Data: Hammond AP-1

Sanitas™ v.10.0.16 . UG

Tolerance Limit

Interwell Non-parametric

Non-parametric test used in lieu of parametric tolerance limit because the Shapiro Francia normality test showed the data to be non-normal at the 0.01 alpha level. Limit is highest of 99 background values. 95.51% coverage at alpha=0.01; 97.07% coverage at alpha=0.05; 99.41% coverage at alpha=0.5. Report alpha = 0.006232.

Constituent: Combined Radium 226 + 228 Analysis Run 4/25/2024 9:17 AM View: Appendix IV - UTLs

Plant Hammond Data: Hammond AP-1

Sanitas™ v.10.0.16 . UG

Tolerance Limit

Interwell Non-parametric



Non-parametric test used in lieu of parametric tolerance limit because the Chi Squared normality test showed the data to be non-normal at the 0.01 alpha level. Limit is highest of 104 background values. 26.92% NDs. 95.51% coverage at alpha=0.01; 97.07% coverage at alpha=0.05; 99.41% coverage at alpha=0.5. Report alpha = 0.004822.

Constituent: Fluoride Analysis Run 4/25/2024 9:17 AM View: Appendix IV - UTLs

Plant Hammond Data: Hammond AP-1

Sanitas™ v.10.0.16 . UG

Tolerance Limit

Interwell Non-parametric



Non-parametric test used in lieu of parametric tolerance limit because censored data exceeded 50%. Limit is highest of 90 background values. 71.11% NDs. 95.12% coverage at alpha=0.01; 96.68% coverage at alpha=0.05; 99.41% coverage at alpha=0.5. Report alpha = 0.009888.

Constituent: Lead Analysis Run 4/25/2024 9:17 AM View: Appendix IV - UTLs

Plant Hammond Data: Hammond AP-1

Sanitas™ v.10.0.16 . UG

Tolerance Limit

Interwell Non-parametric

Non-parametric test used in lieu of parametric tolerance limit because the Shapiro Francia normality test showed the data to be non-normal at the 0.01 alpha level. Limit is highest of 97 background values. 19.59% NDs. 95.51% coverage at alpha=0.01; 97.07% coverage at alpha=0.05; 99.41% coverage at alpha=0.5. Report alpha = 0.006905.

Constituent: Lithium Analysis Run 4/25/2024 9:17 AM View: Appendix IV - UTLs

Plant Hammond Data: Hammond AP-1

Sanitas™ v.10.0.16 . UG

Tolerance Limit

Interwell Non-parametric

Non-parametric test used in lieu of parametric tolerance limit because censored data exceeded 50%. Limit is highest of 71 background values. 97.18% NDs. 93.55% coverage at alpha=0.01; 95.9% coverage at alpha=0.05; 99.02% coverage at alpha=0.5. Report alpha = 0.0262.

Constituent: Mercury Analysis Run 4/25/2024 9:17 AM View: Appendix IV - UTLs

Plant Hammond Data: Hammond AP-1

Sanitas™ v.10.0.16 . UG

Tolerance Limit

Interwell Non-parametric

Non-parametric test used in lieu of parametric tolerance limit because censored data exceeded 50%. Limit is highest of 101 background values. 76.24% NDs. 95.51% coverage at alpha=0.01; 97.07% coverage at alpha=0.05; 99.41% coverage at alpha=0.5. Report alpha = 0.005625.

Constituent: Molybdenum Analysis Run 4/25/2024 9:17 AM View: Appendix IV - UTLs

Plant Hammond Data: Hammond AP-1

Sanitas™ v.10.0.16 . UG

Tolerance Limit

Interwell Non-parametric

Non-parametric test used in lieu of parametric tolerance limit because censored data exceeded 50%. Limit is highest of 99 background values. 95.96% NDs. 95.51% coverage at alpha=0.01; 97.07% coverage at alpha=0.05; 99.41% coverage at alpha=0.5. Report alpha = 0.006232.

Constituent: Selenium Analysis Run 4/25/2024 9:17 AM View: Appendix IV - UTLs

Plant Hammond Data: Hammond AP-1

Sanitas™ v.10.0.16 . UG

Tolerance Limit

Interwell Non-parametric

Non-parametric test used in lieu of parametric tolerance limit because censored data exceeded 50%. Limit is highest of 99 background values. 98.99% NDs. 95.51% coverage at alpha=0.01; 97.07% coverage at alpha=0.05; 99.41% coverage at alpha=0.5. Report alpha = 0.006232.

Constituent: Thallium Analysis Run 4/25/2024 9:17 AM View: Appendix IV - UTLs

Plant Hammond Data: Hammond AP-1

FIGURE G.

PLANT HAMMOND AP-1 GWPS				
Constituent Name	**MCL**	**CCR-Rule Specified**	**Background Limit**	**GWPS**
Antimony, Total (mg/L)	0.006		0.003	0.006
Arsenic, Total (mg/L)	0.01		0.005	0.01
Barium, Total (mg/L)	2		0.46	2
Beryllium, Total (mg/L)	0.004		0.0005	0.004
Cadmium, Total (mg/L)	0.005		0.0005	0.005
Chromium, Total (mg/L)	0.1		0.0079	0.1
Cobalt, Total (mg/L)	n/a	0.006	0.038	0.038
Combined Radium, Total (pCi/L)	5		4.36	5
Fluoride, Total (mg/L)	4		1.5	4
Lead, Total (mg/L)	n/a	0.015	0.001	0.015
Lithium, Total (mg/L)	n/a	0.04	0.064	0.064
Mercury, Total (mg/L)	0.002		0.0002	0.002
Molybdenum, Total (mg/L)	n/a	0.1	0.01	0.1
Selenium, Total (mg/L)	0.05		0.005	0.05
Thallium, Total (mg/L)	0.002		0.001	0.002

**Grey cell indidcates background is higher than MCL or CCR-Rule*

**MCL = Maximum Contaminant Level*

**CCR = Coal Combustion Residuals*

**GWPS = Groundwater Protection Statard*

FIGURE H.

Confidence Intervals Summary Table - Significant Results

Plant Hammond Client: Southern Company Data: Hammond AP-1 Printed 8/5/2024, 10:14 AM

Constituent	Well	Upper Lim.	Lower Lim.	Compliance	Sig.	N	Mean	Std. Dev.	%NDs	ND Adj.	Transform	Alpha	Method
Arsenic (mg/L)	**HGWC-13**	**0.4556**	**0.3752**	**0.01**	**Yes**	**26**	**0.4154**	**0.08254**	**0**	**None**	**No**	**0.01**	**Param.**
Molybdenum (mg/L)	**HGWC-8**	**0.4749**	**0.402**	**0.1**	**Yes**	**27**	**0.4315**	**0.08735**	**0**	**None**	**x^2**	**0.01**	**Param.**

Confidence Intervals Summary Table - All Results

Plant Hammond Client: Southern Company Data: Hammond AP-1 Printed 8/5/2024, 10:14 AM

Constituent	Well	Upper Lim.	Lower Lim.	Compliance	Sig.	N	Mean	Std. Dev.	%NDs	ND Adj.	Transform	Alpha	Method
Antimony (mg/L)	HGWC-10	0.003	0.0018	0.006	No	23	0.002846	0.00054	91.3	None	No	0.01	NP (NDs)
Antimony (mg/L)	HGWC-11	0.003	0.00038	0.006	No	23	0.002886	0.0005463	95.65	None	No	0.01	NP (NDs)
Antimony (mg/L)	HGWC-13	0.003	0.00049	0.006	No	24	0.002239	0.001214	70.83	None	No	0.01	NP (NDs)
Antimony (mg/L)	HGWC-7	0.003	0.0017	0.006	No	24	0.002835	0.0005939	91.67	None	No	0.01	NP (NDs)
Antimony (mg/L)	HGWC-8	0.003	0.00064	0.006	No	24	0.002902	0.0004817	95.83	None	No	0.01	NP (NDs)
Antimony (mg/L)	HGWC-9	0.003	0.00092	0.006	No	23	0.002569	0.0009653	82.61	None	No	0.01	NP (NDs)
Antimony (mg/L)	MW-24D	0.003	0.0017	0.006	No	14	0.002907	0.0003474	92.86	None	No	0.01	NP (NDs)
Antimony (mg/L)	MW-26D	0.003	0.002	0.006	No	14	0.002807	0.0005091	85.71	None	No	0.01	NP (NDs)
Antimony (mg/L)	MW-27D	0.003	0.0003	0.006	No	14	0.001844	0.001386	57.14	None	No	0.01	NP (NDs)
Antimony (mg/L)	MW-28D	0.003	0.0019	0.006	No	14	0.002921	0.000294	92.86	None	No	0.01	NP (NDs)
Antimony (mg/L)	MW-29	0.003	0.00094	0.006	No	14	0.002853	0.0005506	92.86	None	No	0.01	NP (NDs)
Antimony (mg/L)	MW-6	0.003	0.0014	0.006	No	14	0.002886	0.0004276	92.86	None	No	0.01	NP (NDs)
Antimony (mg/L)	MW-7	0.003	0.0013	0.006	No	14	0.002484	0.0009092	71.43	None	No	0.01	NP (NDs)
Arsenic (mg/L)	HGWC-11	0.005	0.002	0.01	No	25	0.00367	0.001699	52	None	No	0.01	NP (NDs)
Arsenic (mg/L)	HGWC-12	0.004066	0.002854	0.01	No	25	0.00346	0.001216	12	None	No	0.01	Param.
Arsenic (mg/L)	**HGWC-13**	**0.4556**	**0.3752**	**0.01**	**Yes**	**26**	**0.4154**	**0.08254**	**0**	**None**	**No**	**0.01**	**Param.**
Arsenic (mg/L)	HGWC-7	0.005	0.0019	0.01	No	26	0.004881	0.000608	96.15	None	No	0.01	NP (NDs)
Arsenic (mg/L)	HGWC-8	0.005	0.002	0.01	No	26	0.004885	0.0005883	96.15	None	No	0.01	NP (NDs)
Arsenic (mg/L)	HGWC-9	0.005	0.0021	0.01	No	25	0.004361	0.001518	84	None	No	0.01	NP (NDs)
Arsenic (mg/L)	MW-19	0.005	0.00045	0.01	No	14	0.004675	0.001216	92.86	None	No	0.01	NP (NDs)
Arsenic (mg/L)	MW-20	0.005	0.0023	0.01	No	14	0.004187	0.001661	78.57	None	No	0.01	NP (NDs)
Arsenic (mg/L)	MW-25D	0.005	0.0011	0.01	No	14	0.003911	0.001803	71.43	None	No	0.01	NP (NDs)
Arsenic (mg/L)	MW-26D	0.005	0.0017	0.01	No	14	0.00415	0.001705	78.57	None	No	0.01	NP (NDs)
Arsenic (mg/L)	MW-27D	0.005	0.001	0.01	No	14	0.004064	0.001868	78.57	None	No	0.01	NP (NDs)
Arsenic (mg/L)	MW-28D	0.005	0.0011	0.01	No	14	0.004721	0.001042	92.86	None	No	0.01	NP (NDs)
Arsenic (mg/L)	MW-29	0.005	0.00037	0.01	No	14	0.004669	0.001237	92.86	None	No	0.01	NP (NDs)
Arsenic (mg/L)	MW-5	0.005	0.0013	0.01	No	14	0.004736	0.0009889	92.86	None	No	0.01	NP (NDs)
Arsenic (mg/L)	MW-6	0.005	0.0034	0.01	No	14	0.004886	0.0004276	92.86	None	No	0.01	NP (NDs)
Barium (mg/L)	HGWC-10	0.08156	0.0603	2	No	25	0.07093	0.02133	0	None	No	0.01	Param.
Barium (mg/L)	HGWC-11	0.04895	0.03262	2	No	25	0.04197	0.01844	0	None	sqrt(x)	0.01	Param.
Barium (mg/L)	HGWC-12	0.1052	0.08512	2	No	25	0.09676	0.02155	0	None	ln(x)	0.01	Param.
Barium (mg/L)	HGWC-13	0.08509	0.06573	2	No	26	0.07541	0.01986	0	None	No	0.01	Param.
Barium (mg/L)	HGWC-7	0.07318	0.06743	2	No	26	0.07031	0.005903	0	None	No	0.01	Param.
Barium (mg/L)	HGWC-8	0.07165	0.05989	2	No	26	0.06577	0.01207	0	None	No	0.01	Param.
Barium (mg/L)	HGWC-9	0.1165	0.09543	2	No	25	0.106	0.02117	0	None	No	0.01	Param.
Barium (mg/L)	MW-19	0.05945	0.0417	2	No	14	0.05057	0.01253	0	None	No	0.01	Param.
Barium (mg/L)	MW-20	0.0954	0.08717	2	No	14	0.09129	0.00581	0	None	No	0.01	Param.
Barium (mg/L)	MW-24D	0.062	0.043	2	No	14	0.05807	0.0206	0	None	No	0.01	NP (normality)
Barium (mg/L)	MW-25D	0.6236	0.4435	2	No	14	0.5336	0.1271	0	None	No	0.01	Param.
Barium (mg/L)	MW-26D	0.1144	0.0695	2	No	14	0.09193	0.03166	0	None	No	0.01	Param.
Barium (mg/L)	MW-27D	1.2	0.94	2	No	14	1.021	0.1837	0	None	No	0.01	NP (normality)
Barium (mg/L)	MW-28D	1.062	0.3578	2	No	15	0.7827	0.6761	0	None	x^(1/3)	0.01	Param.
Barium (mg/L)	MW-29	0.0824	0.0726	2	No	14	0.0775	0.006914	0	None	No	0.01	Param.
Barium (mg/L)	MW-5	0.05124	0.04405	2	No	14	0.04764	0.005078	0	None	No	0.01	Param.
Barium (mg/L)	MW-6	0.08897	0.07603	2	No	14	0.0825	0.009129	0	None	No	0.01	Param.
Barium (mg/L)	MW-7	0.06057	0.04872	2	No	14	0.05464	0.008363	0	None	No	0.01	Param.
Beryllium (mg/L)	HGWC-11	0.0005	0.00012	0.004	No	23	0.0003637	0.0001918	65.22	None	No	0.01	NP (NDs)
Beryllium (mg/L)	HGWC-13	0.0005	0.000099	0.004	No	24	0.0003147	0.0002061	54.17	None	No	0.01	NP (NDs)
Beryllium (mg/L)	HGWC-7	0.0005	0.00019	0.004	No	24	0.000452	0.0001311	87.5	None	No	0.01	NP (NDs)
Beryllium (mg/L)	HGWC-8	0.0005	0.000074	0.004	No	24	0.0003403	0.0002108	62.5	None	No	0.01	NP (NDs)
Beryllium (mg/L)	MW-19	0.0005	0.000058	0.004	No	14	0.0004684	0.0001181	92.86	None	No	0.01	NP (NDs)
Beryllium (mg/L)	MW-28D	0.0005	0.00014	0.004	No	14	0.0004101	0.0001797	78.57	None	No	0.01	NP (NDs)
Beryllium (mg/L)	MW-7	0.0005	0.000051	0.004	No	14	0.0004679	0.00012	92.86	None	No	0.01	NP (NDs)
Cadmium (mg/L)	HGWC-10	0.0005	0.000115	0.005	No	23	0.0003833	0.0001815	69.57	None	No	0.01	NP (NDs)
Cadmium (mg/L)	HGWC-11	0.0005	0.0001	0.005	No	23	0.0004477	0.0001382	86.96	None	No	0.01	NP (NDs)

Confidence Intervals Summary Table - All Results

Plant Hammond Client: Southern Company Data: Hammond AP-1 Printed 8/5/2024, 10:14 AM

Constituent	Well	Upper Lim.	Lower Lim.	Compliance	Sig.	N	Mean	Std. Dev.	%NDs	ND Adj.	Transform	Alpha	Method
Cadmium (mg/L)	HGWC-12	0.0005	0.0003	0.005	No	23	0.0004452	0.0001264	82.61	None	No	0.01	NP (NDs)
Cadmium (mg/L)	HGWC-7	0.0005	0.0002	0.005	No	24	0.0004329	0.0001348	79.17	None	No	0.01	NP (NDs)
Cadmium (mg/L)	HGWC-8	0.00031	0.00017	0.005	No	24	0.0002975	0.0003147	4.167	None	No	0.01	NP (normality)
Cadmium (mg/L)	HGWC-9	0.0005	0.0002	0.005	No	23	0.0004509	0.0001313	86.96	None	No	0.01	NP (NDs)
Cadmium (mg/L)	MW-19	0.000308	0.0001501	0.005	No	14	0.0003493	0.0002593	28.57	Kaplan-Meier	ln(x)	0.01	Param.
Cadmium (mg/L)	MW-29	0.00053	0.0005	0.005	No	14	0.0005021	0.00000801	892.86	Kaplan-Meier	No	0.01	NP (NDs)
Chromium (mg/L)	HGWC-10	0.02	0.0012	0.1	No	23	0.005317	0.003387	86.96	None	No	0.01	NP (NDs)
Chromium (mg/L)	HGWC-11	0.005	0.0012	0.1	No	23	0.00444	0.001486	86.96	None	No	0.01	NP (NDs)
Chromium (mg/L)	HGWC-12	0.005	0.0025	0.1	No	23	0.004513	0.001326	86.96	None	No	0.01	NP (NDs)
Chromium (mg/L)	HGWC-13	0.005	0.00059	0.1	No	24	0.00444	0.001515	87.5	None	No	0.01	NP (NDs)
Chromium (mg/L)	HGWC-7	0.005	0.0021	0.1	No	24	0.006818	0.01377	70.83	None	No	0.01	NP (NDs)
Chromium (mg/L)	HGWC-8	0.005	0.0015	0.1	No	24	0.004313	0.001576	83.33	None	No	0.01	NP (NDs)
Chromium (mg/L)	HGWC-9	0.005	0.0013	0.1	No	23	0.004287	0.001596	82.61	None	No	0.01	NP (NDs)
Chromium (mg/L)	MW-19	0.005	0.00066	0.1	No	14	0.003316	0.002059	57.14	None	No	0.01	NP (NDs)
Chromium (mg/L)	MW-20	0.005	0.00071	0.1	No	14	0.004064	0.00186	78.57	None	No	0.01	NP (NDs)
Chromium (mg/L)	MW-24D	0.005	0.0017	0.1	No	14	0.004437	0.001453	85.71	None	No	0.01	NP (NDs)
Chromium (mg/L)	MW-25D	0.005	0.0012	0.1	No	14	0.004415	0.001492	85.71	None	No	0.01	NP (NDs)
Chromium (mg/L)	MW-26D	0.005	0.001	0.1	No	14	0.003719	0.001841	64.29	None	No	0.01	NP (NDs)
Chromium (mg/L)	MW-27D	0.005	0.00082	0.1	No	14	0.004394	0.00154	85.71	None	No	0.01	NP (NDs)
Chromium (mg/L)	MW-28D	0.005	0.00085	0.1	No	14	0.003403	0.001968	57.14	None	No	0.01	NP (NDs)
Chromium (mg/L)	MW-29	0.005	0.001	0.1	No	14	0.004714	0.001069	92.86	None	No	0.01	NP (NDs)
Chromium (mg/L)	MW-5	0.00374	0.00226	0.1	No	14	0.003	0.001045	0	None	No	0.01	Param.
Chromium (mg/L)	MW-6	0.005	0.0014	0.1	No	14	0.004102	0.001796	78.57	None	No	0.01	NP (NDs)
Chromium (mg/L)	MW-7	0.005	0.0015	0.1	No	14	0.002429	0.001418	21.43	None	No	0.01	NP (normality)
Cobalt (mg/L)	HGWC-10	0.005	0.0012	0.038	No	23	0.003896	0.001904	73.91	None	No	0.01	NP (NDs)
Cobalt (mg/L)	HGWC-11	0.005	0.0014	0.038	No	23	0.003268	0.0018	47.83	None	No	0.01	NP (normality)
Cobalt (mg/L)	HGWC-12	0.0017	0.0012	0.038	No	23	0.001704	0.001073	8.696	None	No	0.01	NP (normality)
Cobalt (mg/L)	HGWC-13	0.0053	0.0026	0.038	No	24	0.005788	0.005805	4.167	None	No	0.01	NP (normality)
Cobalt (mg/L)	HGWC-7	0.001543	0.0007098	0.038	No	24	0.001453	0.001456	12.5	None	ln(x)	0.01	Param.
Cobalt (mg/L)	HGWC-8	0.0023	0.0019	0.038	No	24	0.002861	0.002981	8.333	None	No	0.01	NP (normality)
Cobalt (mg/L)	HGWC-9	0.0007	0.00053	0.038	No	23	0.001075	0.00128	8.696	None	No	0.01	NP (normality)
Cobalt (mg/L)	MW-19	0.04019	0.02624	0.038	No	14	0.03321	0.009846	0	None	No	0.01	Param.
Cobalt (mg/L)	MW-20	0.005	0.0011	0.038	No	14	0.004721	0.001042	92.86	None	No	0.01	NP (NDs)
Cobalt (mg/L)	MW-24D	0.005	0.0011	0.038	No	14	0.004065	0.001866	78.57	None	No	0.01	NP (NDs)
Cobalt (mg/L)	MW-26D	0.005	0.00044	0.038	No	14	0.002092	0.00225	35.71	None	No	0.01	NP (normality)
Cobalt (mg/L)	MW-27D	0.005	0.00045	0.038	No	14	0.003996	0.001997	78.57	None	No	0.01	NP (NDs)
Cobalt (mg/L)	MW-28D	0.005	0.00093	0.038	No	14	0.004709	0.001088	92.86	None	No	0.01	NP (NDs)
Cobalt (mg/L)	MW-29	0.001359	0.0006853	0.038	No	14	0.001046	0.0005308	7.143	None	sqrt(x)	0.01	Param.
Cobalt (mg/L)	MW-6	0.00094	0.00036	0.038	No	14	0.00078	0.0007439	14.29	None	No	0.01	NP (normality)
Combined Radium 226 + 228 (pCi/L)	HGWC-10	1.032	0.5967	5	No	25	0.8142	0.4363	0	None	No	0.01	Param.
Combined Radium 226 + 228 (pCi/L)	HGWC-11	1.094	0.6374	5	No	25	0.8656	0.4579	0	None	No	0.01	Param.
Combined Radium 226 + 228 (pCi/L)	HGWC-12	0.9863	0.5537	5	No	25	0.77	0.4339	0	None	No	0.01	Param.
Combined Radium 226 + 228 (pCi/L)	HGWC-13	0.9428	0.5803	5	No	25	0.7616	0.3636	0	None	No	0.01	Param.
Combined Radium 226 + 228 (pCi/L)	HGWC-7	0.8168	0.4264	5	No	26	0.6695	0.4602	0	None	sqrt(x)	0.01	Param.
Combined Radium 226 + 228 (pCi/L)	HGWC-8	0.931	0.6537	5	No	25	0.7923	0.2781	0	None	No	0.01	Param.
Combined Radium 226 + 228 (pCi/L)	HGWC-9	0.8744	0.5384	5	No	25	0.7064	0.337	0	None	No	0.01	Param.
Combined Radium 226 + 228 (pCi/L)	MW-19	0.8865	0.4164	5	No	14	0.6514	0.3319	0	None	No	0.01	Param.
Combined Radium 226 + 228 (pCi/L)	MW-20	0.9197	0.388	5	No	14	0.6539	0.3753	0	None	No	0.01	Param.
Combined Radium 226 + 228 (pCi/L)	MW-24D	0.5634	0.1759	5	No	14	0.393	0.3241	0	None	sqrt(x)	0.01	Param.
Combined Radium 226 + 228 (pCi/L)	MW-25D	1.228	0.8393	5	No	14	1.034	0.2744	0	None	No	0.01	Param.
Combined Radium 226 + 228 (pCi/L)	MW-26D	0.7738	0.1681	5	No	14	0.5178	0.4756	0	None	sqrt(x)	0.01	Param.
Combined Radium 226 + 228 (pCi/L)	MW-27D	1.463	0.8287	5	No	14	1.165	0.4918	0	None	sqrt(x)	0.01	Param.
Combined Radium 226 + 228 (pCi/L)	MW-28D	1.555	0.6457	5	No	14	1.1	0.6418	0	None	No	0.01	Param.
Combined Radium 226 + 228 (pCi/L)	MW-29	0.8552	0.323	5	No	14	0.5891	0.3757	0	None	No	0.01	Param.
Combined Radium 226 + 228 (pCi/L)	MW-5	0.9153	0.5405	5	No	14	0.7279	0.2645	0	None	No	0.01	Param.

Confidence Intervals Summary Table - All Results

Plant Hammond Client: Southern Company Data: Hammond AP-1 Printed 8/5/2024, 10:14 AM

Constituent	Well	Upper Lim.	Lower Lim.	Compliance	Sig.	N	Mean	Std. Dev.	%NDs	ND Adj.	Transform	Alpha	Method
Combined Radium 226 + 228 (pCi/L)	MW-6	0.9444	0.4622	5	No	14	0.7439	0.4234	0	None	ln(x)	0.01	Param.
Combined Radium 226 + 228 (pCi/L)	MW-7	1.077	0.4173	5	No	14	0.7472	0.4658	0	None	No	0.01	Param.
Fluoride (mg/L)	HGWC-10	0.1727	0.07629	4	No	26	0.1671	0.129	15.38	Kaplan-Meier	x^(1/3)	0.01	Param.
Fluoride (mg/L)	HGWC-11	0.3825	0.239	4	No	26	0.3236	0.159	0	None	sqrt(x)	0.01	Param.
Fluoride (mg/L)	HGWC-12	0.31	0.17	4	No	26	0.2985	0.2264	3.846	None	No	0.01	NP (normality)
Fluoride (mg/L)	HGWC-13	0.6555	0.4718	4	No	27	0.5637	0.1926	0	None	No	0.01	Param.
Fluoride (mg/L)	HGWC-7	0.15	0.083	4	No	28	0.1401	0.1028	7.143	None	No	0.01	NP (normality)
Fluoride (mg/L)	HGWC-8	0.6094	0.4654	4	No	28	0.5457	0.1685	0	None	sqrt(x)	0.01	Param.
Fluoride (mg/L)	HGWC-9	0.2264	0.1021	4	No	26	0.1829	0.1457	7.692	None	sqrt(x)	0.01	Param.
Fluoride (mg/L)	MW-19	0.235	0.09868	4	No	14	0.1764	0.1239	0	None	x^(1/3)	0.01	Param.
Fluoride (mg/L)	MW-20	0.1	0.074	4	No	14	0.09193	0.01389	71.43	None	No	0.01	NP (NDs)
Fluoride (mg/L)	MW-24D	0.09702	0.05496	4	No	14	0.08757	0.03445	28.57	Kaplan-Meier	sqrt(x)	0.01	Param.
Fluoride (mg/L)	MW-25D	1.7	1.4	4	No	14	1.6	0.1961	0	None	No	0.01	NP (normality)
Fluoride (mg/L)	MW-26D	0.1199	0.06252	4	No	14	0.09121	0.04051	7.143	None	No	0.01	Param.
Fluoride (mg/L)	MW-27D	0.28	0.22	4	No	14	0.2629	0.05136	0	None	No	0.01	NP (normality)
Fluoride (mg/L)	MW-28D	0.2389	0.1683	4	No	14	0.2036	0.04986	0	None	No	0.01	Param.
Fluoride (mg/L)	MW-29	0.18	0.068	4	No	14	0.09214	0.03188	57.14	None	No	0.01	NP (NDs)
Fluoride (mg/L)	MW-5	0.08513	0.05858	4	No	14	0.07186	0.01874	14.29	None	No	0.01	Param.
Fluoride (mg/L)	MW-6	0.15	0.053	4	No	14	0.08764	0.0505	14.29	None	No	0.01	NP (normality)
Fluoride (mg/L)	MW-7	0.17	0.069	4	No	14	0.095	0.02746	64.29	None	No	0.01	NP (NDs)
Lead (mg/L)	HGWC-10	0.001	0.00005	0.015	No	21	0.0009548	0.0002073	95.24	None	No	0.01	NP (NDs)
Lead (mg/L)	HGWC-11	0.001	0.0003	0.015	No	21	0.0007647	0.000385	71.43	None	No	0.01	NP (NDs)
Lead (mg/L)	HGWC-12	0.001	0.00043	0.015	No	21	0.000797	0.0003787	76.19	None	No	0.01	NP (NDs)
Lead (mg/L)	HGWC-13	0.001	0.00018	0.015	No	22	0.0007632	0.0003963	72.73	None	No	0.01	NP (NDs)
Lead (mg/L)	HGWC-7	0.001	0.0002	0.015	No	22	0.000727	0.0004205	59.09	None	No	0.01	NP (NDs)
Lead (mg/L)	HGWC-8	0.001	0.0002	0.015	No	22	0.0008025	0.0003731	77.27	None	No	0.01	NP (NDs)
Lead (mg/L)	HGWC-9	0.001	0.0002	0.015	No	21	0.0006816	0.0004178	61.9	None	No	0.01	NP (NDs)
Lead (mg/L)	MW-19	0.001	0.000071	0.015	No	12	0.000692	0.0004552	66.67	None	No	0.01	NP (NDs)
Lead (mg/L)	MW-20	0.001	0.0001	0.015	No	12	0.0007033	0.0004393	66.67	None	No	0.01	NP (NDs)
Lead (mg/L)	MW-24D	0.001	0.000042	0.015	No	12	0.0006213	0.0004696	58.33	None	No	0.01	NP (NDs)
Lead (mg/L)	MW-26D	0.001	0.0001	0.015	No	12	0.0008483	0.0003542	83.33	None	No	0.01	NP (NDs)
Lead (mg/L)	MW-27D	0.001	0.00043	0.015	No	12	0.00088	0.0002875	83.33	None	No	0.01	NP (NDs)
Lead (mg/L)	MW-28D	0.001	0.00018	0.015	No	12	0.0007518	0.0003769	58.33	None	No	0.01	NP (NDs)
Lead (mg/L)	MW-29	0.001	0.00009	0.015	No	12	0.000771	0.0004145	75	None	No	0.01	NP (NDs)
Lead (mg/L)	MW-5	0.001	0.000047	0.015	No	12	0.0009206	0.0002751	91.67	None	No	0.01	NP (NDs)
Lead (mg/L)	MW-6	0.001	0.000084	0.015	No	12	0.0007092	0.0004325	66.67	None	No	0.01	NP (NDs)
Lead (mg/L)	MW-7	0.001	0.000062	0.015	No	12	0.0009218	0.0002708	91.67	None	No	0.01	NP (NDs)
Lithium (mg/L)	HGWC-12	0.01027	0.007987	0.064	No	25	0.009128	0.002289	0	None	No	0.01	Param.
Lithium (mg/L)	HGWC-13	0.03982	0.03219	0.064	No	26	0.03601	0.007831	0	None	No	0.01	Param.
Lithium (mg/L)	HGWC-7	0.0026	0.002	0.064	No	26	0.002881	0.002524	3.846	None	No	0.01	NP (normality)
Lithium (mg/L)	HGWC-8	0.0029	0.0024	0.064	No	26	0.003515	0.003414	7.692	None	No	0.01	NP (normality)
Lithium (mg/L)	HGWC-9	0.0044	0.0036	0.064	No	25	0.004492	0.00225	4	None	No	0.01	NP (normality)
Lithium (mg/L)	MW-19	0.01316	0.008478	0.064	No	14	0.01082	0.003309	7.143	None	No	0.01	Param.
Lithium (mg/L)	MW-20	0.03	0.00091	0.064	No	14	0.01142	0.01437	35.71	None	No	0.01	NP (normality)
Lithium (mg/L)	MW-24D	0.002899	0.002586	0.064	No	14	0.002743	0.0002209	0	None	No	0.01	Param.
Lithium (mg/L)	MW-25D	0.04906	0.04151	0.064	No	14	0.04529	0.005327	0	None	No	0.01	Param.
Lithium (mg/L)	MW-26D	0.004	0.0032	0.064	No	14	0.005407	0.007087	0	None	No	0.01	NP (normality)
Lithium (mg/L)	MW-27D	0.008816	0.00647	0.064	No	14	0.007643	0.001656	0	None	No	0.01	Param.
Lithium (mg/L)	MW-28D	0.01293	0.007702	0.064	No	14	0.01031	0.003689	0	None	No	0.01	Param.
Lithium (mg/L)	MW-29	0.00231	0.002018	0.064	No	14	0.002164	0.0002061	0	None	No	0.01	Param.
Mercury (mg/L)	HGWC-10	0.0002	0.00005	0.002	No	17	0.0001912	0.00003638	94.12	None	No	0.01	NP (NDs)
Mercury (mg/L)	HGWC-11	0.0002	0.00005	0.002	No	17	0.0001912	0.00003638	94.12	None	No	0.01	NP (NDs)
Mercury (mg/L)	HGWC-13	0.0002	0.00005	0.002	No	18	0.0001828	0.00005015	88.89	None	No	0.01	NP (NDs)
Mercury (mg/L)	HGWC-9	0.0002	0.00004	0.002	No	17	0.0001906	0.00003881	94.12	None	No	0.01	NP (NDs)
Mercury (mg/L)	MW-25D	0.0002	0.00013	0.002	No	8	0.0001912	0.00002475	87.5	None	No	0.004	NP (NDs)

Confidence Intervals Summary Table - All Results

Plant Hammond Client: Southern Company Data: Hammond AP-1 Printed 8/5/2024, 10:14 AM

Constituent	Well	Upper Lim.	Lower Lim.	Compliance	Sig.	N	Mean	Std. Dev.	%NDs	ND Adj.	Transform	Alpha	Method
Mercury (mg/L)	MW-29	0.0002	0.00017	0.002	No	8	0.0001962	0.00001061	87.5	None	No	0.004	NP (NDs)
Molybdenum (mg/L)	HGWC-10	0.01	0.0014	0.1	No	25	0.00652	0.004357	60	None	No	0.01	NP (NDs)
Molybdenum (mg/L)	HGWC-11	0.02606	0.0173	0.1	No	25	0.02168	0.008784	0	None	No	0.01	Param.
Molybdenum (mg/L)	HGWC-12	0.04906	0.04575	0.1	No	25	0.0474	0.003321	0	None	No	0.01	Param.
Molybdenum (mg/L)	HGWC-13	0.03421	0.02705	0.1	No	26	0.03063	0.007346	0	None	No	0.01	Param.
Molybdenum (mg/L)	HGWC-7	0.04199	0.03528	0.1	No	27	0.03863	0.007035	0	None	No	0.01	Param.
Molybdenum (mg/L)	**HGWC-8**	**0.4749**	**0.402**	**0.1**	**Yes**	**27**	**0.4315**	**0.08735**	**0**	**None**	**x^2**	**0.01**	**Param.**
Molybdenum (mg/L)	HGWC-9	0.033	0.0236	0.1	No	25	0.04526	0.09014	0	None	No	0.01	NP (normality)
Molybdenum (mg/L)	MW-19	0.04937	0.02349	0.1	No	14	0.03643	0.01827	7.143	None	No	0.01	Param.
Molybdenum (mg/L)	MW-24D	0.01	0.00087	0.1	No	14	0.004103	0.004358	28.57	None	No	0.01	NP (normality)
Molybdenum (mg/L)	MW-25D	0.01	0.0022	0.1	No	14	0.008796	0.003071	85.71	None	No	0.01	NP (NDs)
Molybdenum (mg/L)	MW-26D	0.02367	0.01273	0.1	No	15	0.0182	0.008078	6.667	None	No	0.01	Param.
Molybdenum (mg/L)	MW-27D	0.003684	0.00157	0.1	No	14	0.002721	0.001626	7.143	None	sqrt(x)	0.01	Param.
Molybdenum (mg/L)	MW-28D	0.01787	0.006391	0.1	No	14	0.01213	0.0081	0	None	No	0.01	Param.
Molybdenum (mg/L)	MW-29	0.003205	0.002452	0.1	No	14	0.002829	0.0005312	0	None	No	0.01	Param.
Molybdenum (mg/L)	MW-6	0.002674	0.002326	0.1	No	14	0.0025	0.0002449	0	None	No	0.01	Param.
Molybdenum (mg/L)	MW-7	0.01	0.0014	0.1	No	14	0.0054	0.004175	42.86	None	No	0.01	NP (normality)
Selenium (mg/L)	HGWC-10	0.005	0.0035	0.05	No	25	0.004192	0.001226	64	None	No	0.01	NP (NDs)
Selenium (mg/L)	HGWC-11	0.01343	0.006558	0.05	No	25	0.009996	0.006897	0	None	No	0.01	Param.
Selenium (mg/L)	HGWC-12	0.005	0.0011	0.05	No	25	0.004844	0.00078	96	None	No	0.01	NP (NDs)
Selenium (mg/L)	HGWC-13	0.005	0.0016	0.05	No	26	0.004684	0.001135	92.31	None	No	0.01	NP (NDs)
Selenium (mg/L)	HGWC-8	0.005	0.0024	0.05	No	26	0.0049	0.0005099	96.15	None	No	0.01	NP (NDs)
Selenium (mg/L)	HGWC-9	0.005	0.0037	0.05	No	25	0.004948	0.00026	96	None	No	0.01	NP (NDs)
Selenium (mg/L)	MW-19	0.005305	0.002467	0.05	No	14	0.003886	0.002003	14.29	None	No	0.01	Param.
Selenium (mg/L)	MW-27D	0.005	0.00012	0.05	No	14	0.004651	0.001304	92.86	None	No	0.01	NP (NDs)
Selenium (mg/L)	MW-5	0.003724	0.002476	0.05	No	14	0.0031	0.0008806	0	None	No	0.01	Param.
Selenium (mg/L)	MW-6	0.005	0.0013	0.05	No	14	0.004736	0.0009889	92.86	None	No	0.01	NP (NDs)
Selenium (mg/L)	MW-7	0.005	0.0015	0.05	No	14	0.003614	0.001687	57.14	None	No	0.01	NP (NDs)
Thallium (mg/L)	HGWC-11	0.001	0.00008	0.002	No	25	0.0009264	0.0002547	92	None	No	0.01	NP (NDs)
Thallium (mg/L)	HGWC-12	0.001	0.0002	0.002	No	25	0.000785	0.0003912	76	None	No	0.01	NP (NDs)
Thallium (mg/L)	HGWC-13	0.0004227	0.0003372	0.002	No	26	0.0003799	0.00008768	11.54	None	No	0.01	Param.
Thallium (mg/L)	HGWC-8	0.001	0.00018	0.002	No	26	0.000728	0.0004177	69.23	None	No	0.01	NP (NDs)
Thallium (mg/L)	MW-19	0.001	0.00023	0.002	No	14	0.0005736	0.000384	42.86	None	No	0.01	NP (normality)
Thallium (mg/L)	MW-28D	0.001	0.000092	0.002	No	14	0.0009351	0.0002427	92.86	None	No	0.01	NP (NDs)
Thallium (mg/L)	MW-29	0.001	0.000064	0.002	No	14	0.0009331	0.0002502	92.86	None	No	0.01	NP (NDs)
Thallium (mg/L)	MW-6	0.001	0.000082	0.002	No	14	0.0009344	0.0002453	92.86	None	No	0.01	NP (NDs)

Sanitas™ v.10.0.20 Software licensed to Groundwater Stats Consulting. UG

Non-Parametric Confidence Interval

Compliance Limit is not exceeded. Per-well alpha = 0.01.

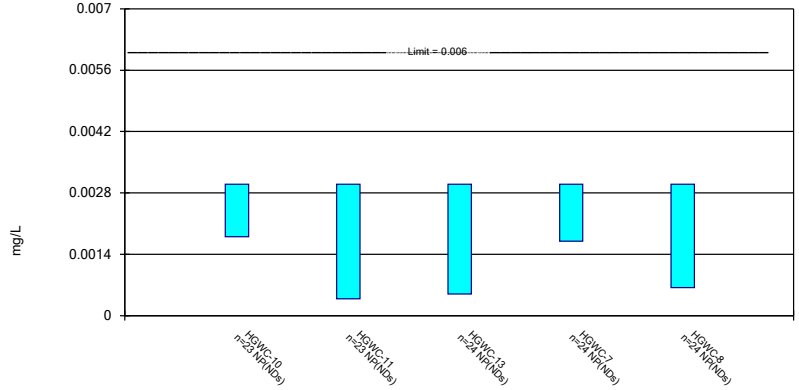

Constituent: Antimony Analysis Run 8/5/2024 10:10 AM View: Appendix IV

Plant Hammond Client: Southern Company Data: Hammond AP-1

Sanitas™ v.10.0.20 Software licensed to Groundwater Stats Consulting. UG

Non-Parametric Confidence Interval

Compliance Limit is not exceeded. Per-well alpha = 0.01.

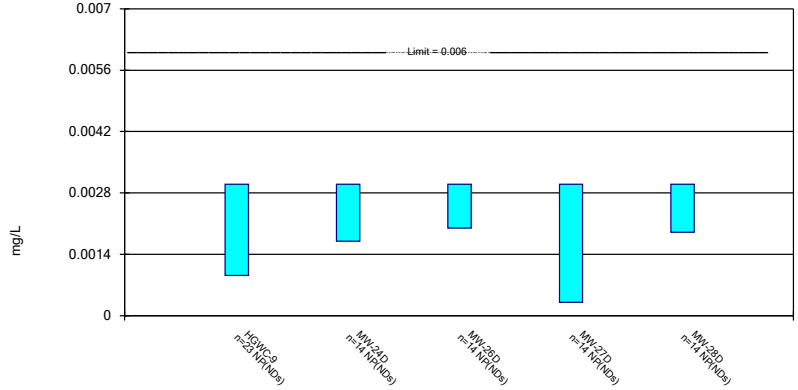

Constituent: Antimony Analysis Run 8/5/2024 10:10 AM View: Appendix IV

Plant Hammond Client: Southern Company Data: Hammond AP-1

Sanitas™ v.10.0.20 Software licensed to Groundwater Stats Consulting. UG

Non-Parametric Confidence Interval

Compliance Limit is not exceeded. Per-well alpha = 0.01.

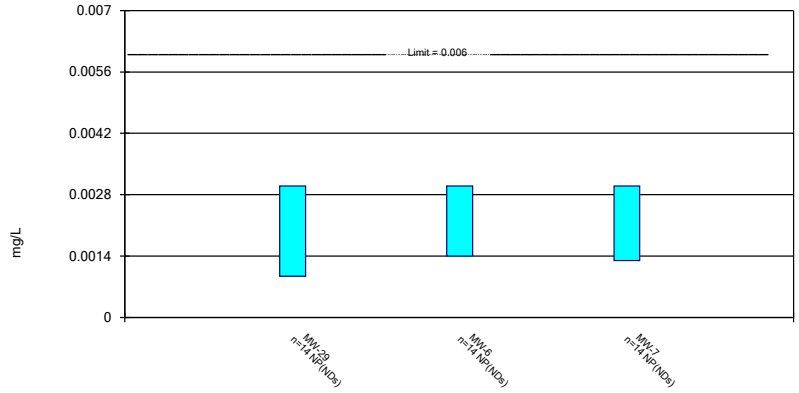

Constituent: Antimony Analysis Run 8/5/2024 10:10 AM View: Appendix IV

Plant Hammond Client: Southern Company Data: Hammond AP-1

Sanitas™ v.10.0.20 Software licensed to Groundwater Stats Consulting. UG

Parametric and Non-Parametric (NP) Confidence Interval

Compliance limit is exceeded.* Per-well alpha = 0.01. Normality Test: Shapiro Wilk, alpha based on n.

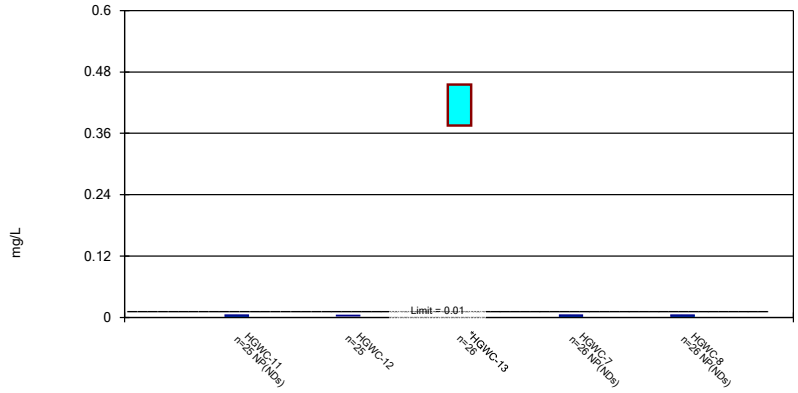

Constituent: Arsenic Analysis Run 8/5/2024 10:10 AM View: Appendix IV

Plant Hammond Client: Southern Company Data: Hammond AP-1

Sanitas™ v.10.0.20 Software licensed to Groundwater Stats Consulting. UG

Non-Parametric Confidence Interval

Compliance Limit is not exceeded. Per-well alpha = 0.01.

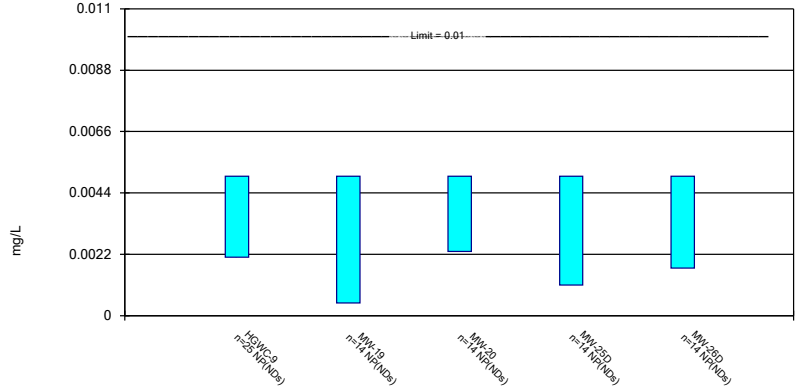

Constituent: Arsenic Analysis Run 8/5/2024 10:10 AM View: Appendix IV

Plant Hammond Client: Southern Company Data: Hammond AP-1

Sanitas™ v.10.0.20 Software licensed to Groundwater Stats Consulting. UG

Non-Parametric Confidence Interval

Compliance Limit is not exceeded. Per-well alpha = 0.01.

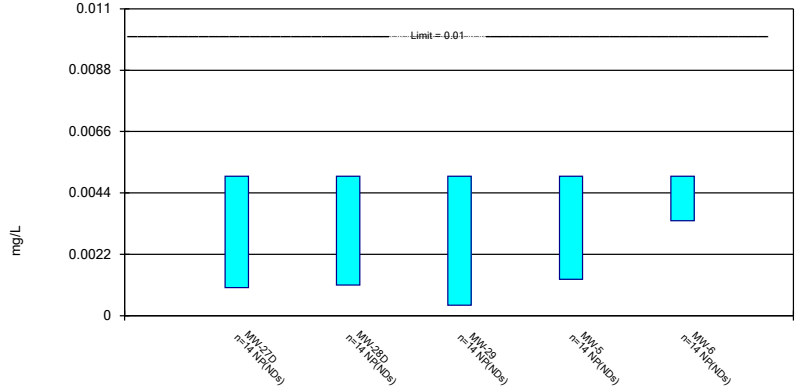

Constituent: Arsenic Analysis Run 8/5/2024 10:10 AM View: Appendix IV

Plant Hammond Client: Southern Company Data: Hammond AP-1

Sanitas™ v.10.0.20 Software licensed to Groundwater Stats Consulting. UG

Parametric Confidence Interval

Compliance Limit is not exceeded. Per-well alpha = 0.01. Normality Test: Shapiro Wilk, alpha based on n.

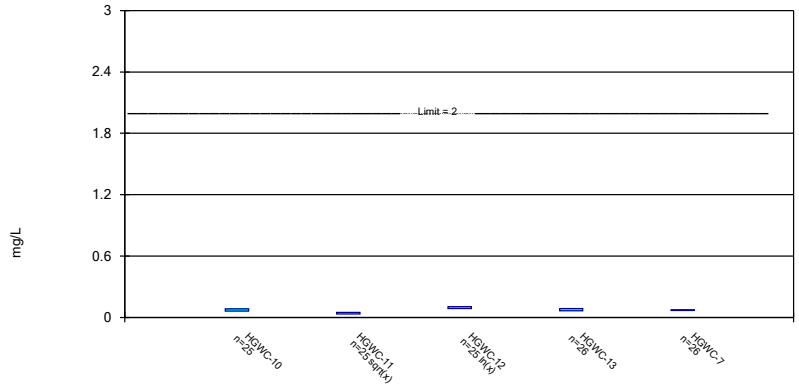

Constituent: Barium Analysis Run 8/5/2024 10:10 AM View: Appendix IV

Plant Hammond Client: Southern Company Data: Hammond AP-1

Sanitas™ v.10.0.20 Software licensed to Groundwater Stats Consulting. UG

Parametric and Non-Parametric (NP) Confidence Interval

Compliance Limit is not exceeded. Per-well alpha = 0.01. Normality Test: Shapiro Wilk, alpha based on n.

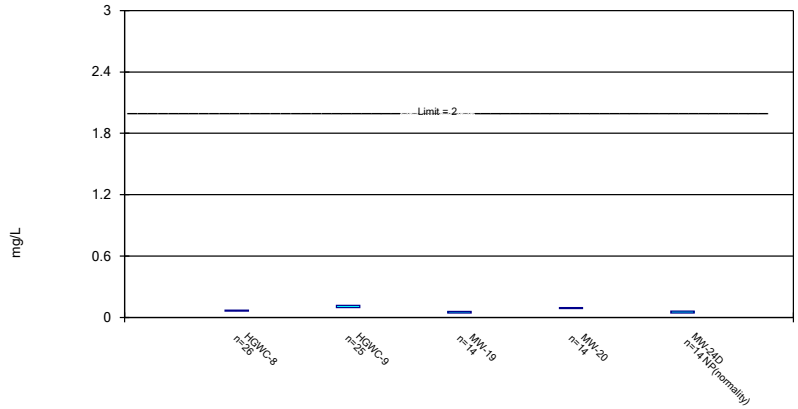

Constituent: Barium Analysis Run 8/5/2024 10:10 AM View: Appendix IV

Plant Hammond Client: Southern Company Data: Hammond AP-1

Sanitas™ v.10.0.20 Software licensed to Groundwater Stats Consulting. UG

Parametric and Non-Parametric (NP) Confidence Interval

Compliance Limit is not exceeded. Per-well alpha = 0.01. Normality Test: Shapiro Wilk, alpha based on n.

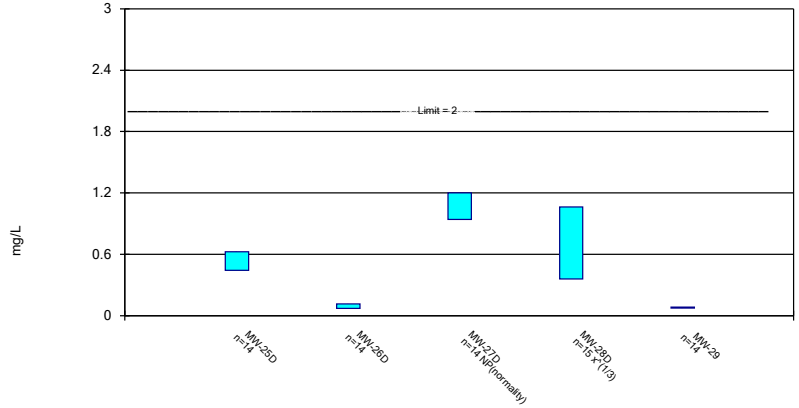

Constituent: Barium Analysis Run 8/5/2024 10:10 AM View: Appendix IV

Plant Hammond Client: Southern Company Data: Hammond AP-1

Sanitas™ v.10.0.20 Software licensed to Groundwater Stats Consulting. UG

Parametric Confidence Interval

Compliance Limit is not exceeded. Per-well alpha = 0.01. Normality Test: Shapiro Wilk, alpha based on n.

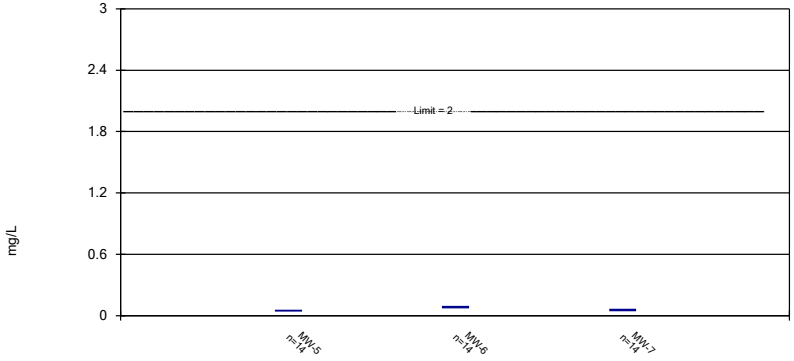

Constituent: Barium Analysis Run 8/5/2024 10:10 AM View: Appendix IV

Plant Hammond Client: Southern Company Data: Hammond AP-1

Sanitas™ v.10.0.20 Software licensed to Groundwater Stats Consulting. UG

Non-Parametric Confidence Interval

Compliance Limit is not exceeded. Per-well alpha = 0.01.

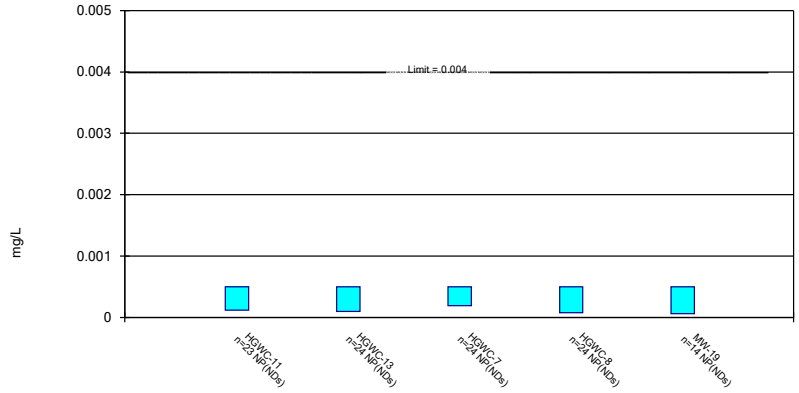

Constituent: Beryllium Analysis Run 8/5/2024 10:10 AM View: Appendix IV

Plant Hammond Client: Southern Company Data: Hammond AP-1

Sanitas™ v.10.0.20 Software licensed to Groundwater Stats Consulting. UG

Non-Parametric Confidence Interval

Compliance Limit is not exceeded. Per-well alpha = 0.01.

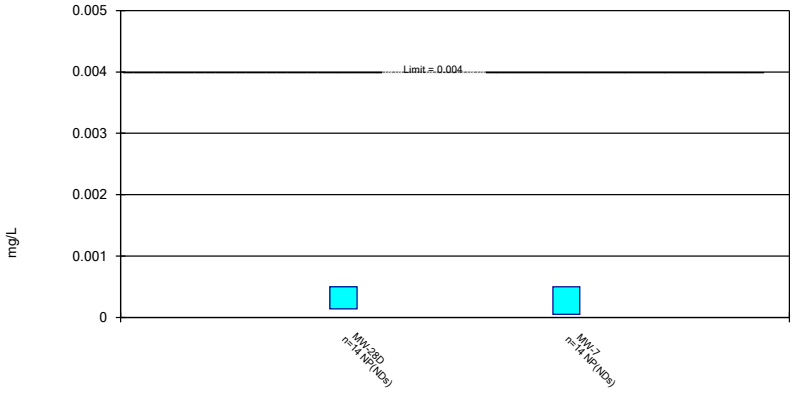

Constituent: Beryllium Analysis Run 8/5/2024 10:10 AM View: Appendix IV

Plant Hammond Client: Southern Company Data: Hammond AP-1

Sanitas™ v.10.0.20 Software licensed to Groundwater Stats Consulting. UG

Non-Parametric Confidence Interval

Compliance Limit is not exceeded. Per-well alpha = 0.01.

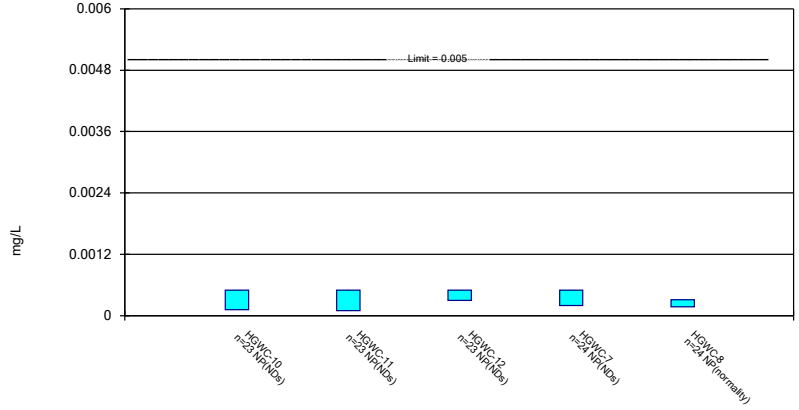

Constituent: Cadmium Analysis Run 8/5/2024 10:10 AM View: Appendix IV

Plant Hammond Client: Southern Company Data: Hammond AP-1

Sanitas™ v.10.0.20 Software licensed to Groundwater Stats Consulting. UG

Parametric and Non-Parametric (NP) Confidence Interval

Compliance Limit is not exceeded. Per-well alpha = 0.01. Normality Test: Shapiro Wilk, alpha based on n.

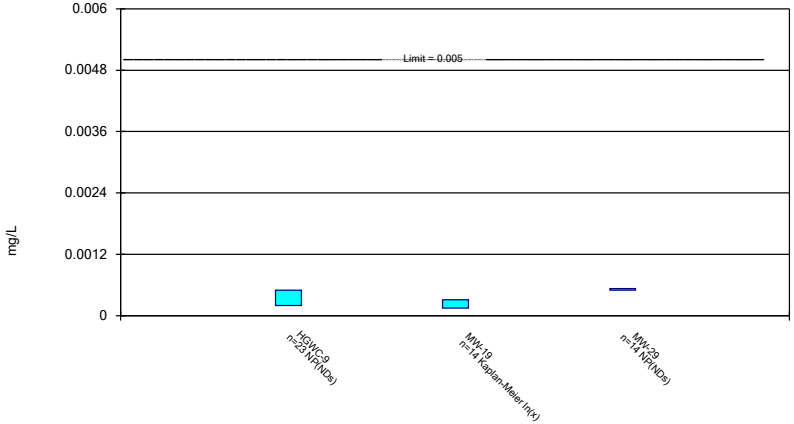

Constituent: Cadmium Analysis Run 8/5/2024 10:10 AM View: Appendix IV

Plant Hammond Client: Southern Company Data: Hammond AP-1

Sanitas™ v.10.0.20 Software licensed to Groundwater Stats Consulting. UG

Non-Parametric Confidence Interval

Compliance Limit is not exceeded. Per-well alpha = 0.01.

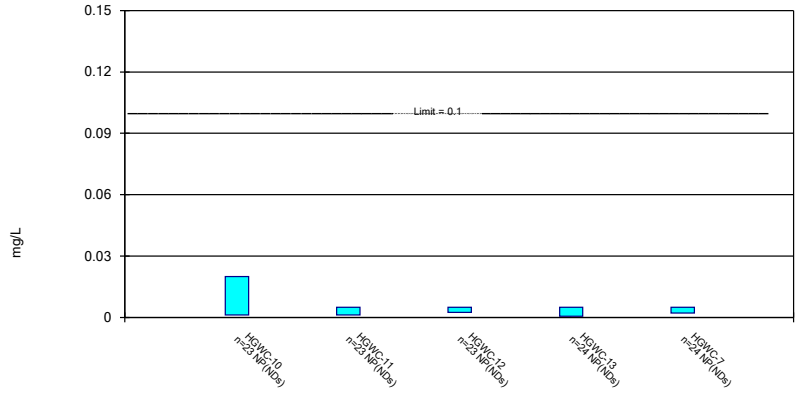

Constituent: Chromium Analysis Run 8/5/2024 10:10 AM View: Appendix IV

Plant Hammond Client: Southern Company Data: Hammond AP-1

Sanitas™ v.10.0.20 Software licensed to Groundwater Stats Consulting. UG

Non-Parametric Confidence Interval

Compliance Limit is not exceeded. Per-well alpha = 0.01.

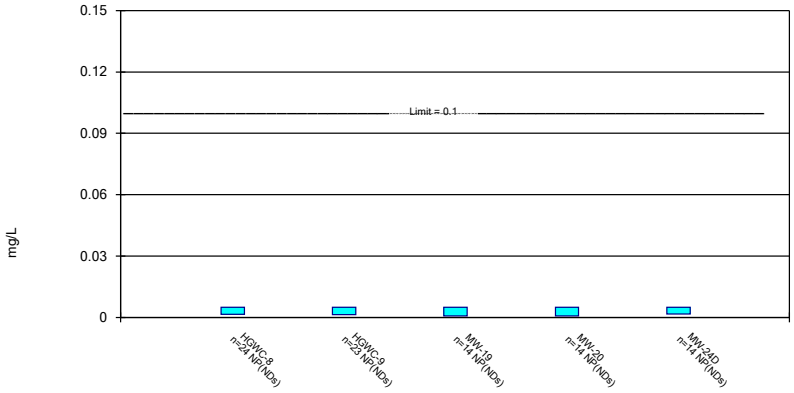

Constituent: Chromium Analysis Run 8/5/2024 10:10 AM View: Appendix IV

Plant Hammond Client: Southern Company Data: Hammond AP-1

Sanitas™ v.10.0.20 Software licensed to Groundwater Stats Consulting. UG

Non-Parametric Confidence Interval

Compliance Limit is not exceeded. Per-well alpha = 0.01.

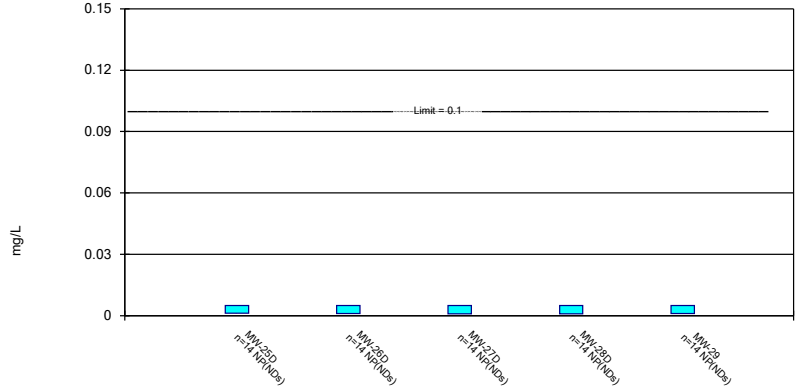

Constituent: Chromium Analysis Run 8/5/2024 10:10 AM View: Appendix IV

Plant Hammond Client: Southern Company Data: Hammond AP-1

Sanitas™ v.10.0.20 Software licensed to Groundwater Stats Consulting. UG

Parametric and Non-Parametric (NP) Confidence Interval

Compliance Limit is not exceeded. Per-well alpha = 0.01. Normality Test: Shapiro Wilk, alpha based on n.

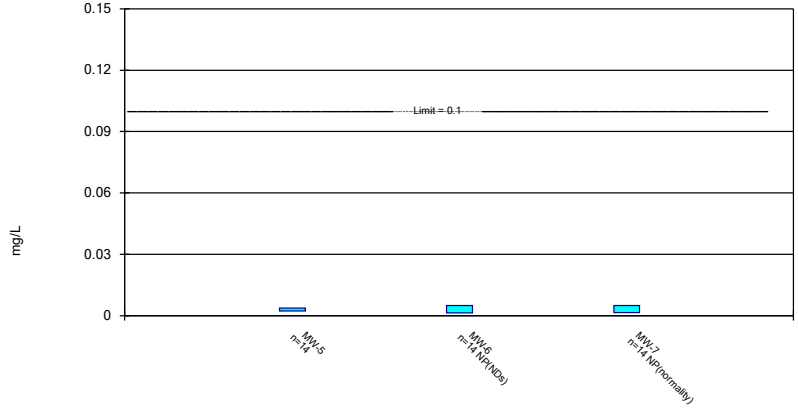

Constituent: Chromium Analysis Run 8/5/2024 10:10 AM View: Appendix IV

Plant Hammond Client: Southern Company Data: Hammond AP-1

Sanitas™ v.10.0.20 Software licensed to Groundwater Stats Consulting. UG

Parametric and Non-Parametric (NP) Confidence Interval

Compliance Limit is not exceeded. Per-well alpha = 0.01. Normality Test: Shapiro Wilk, alpha based on n.

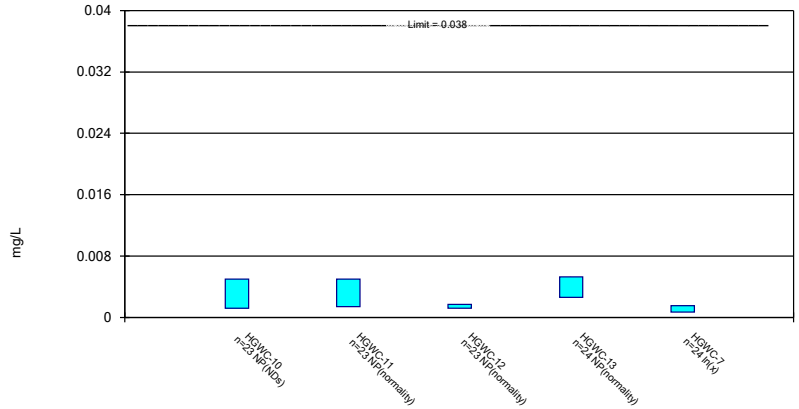

Constituent: Cobalt Analysis Run 8/5/2024 10:10 AM View: Appendix IV

Plant Hammond Client: Southern Company Data: Hammond AP-1

Sanitas™ v.10.0.20 Software licensed to Groundwater Stats Consulting. UG

Parametric and Non-Parametric (NP) Confidence Interval

Compliance Limit is not exceeded. Per-well alpha = 0.01. Normality Test: Shapiro Wilk, alpha based on n.

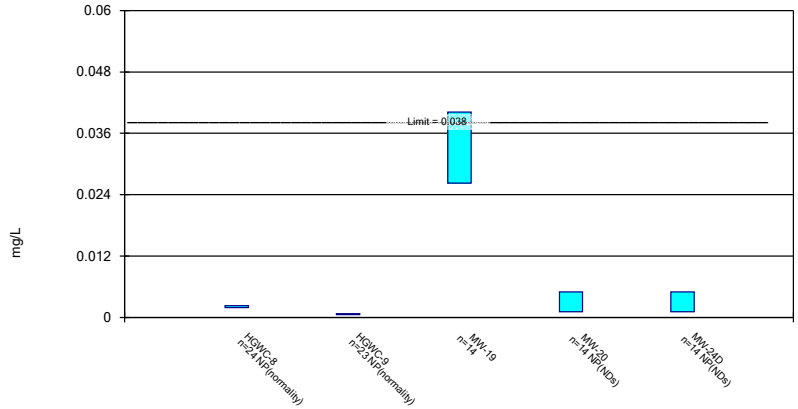

Constituent: Cobalt Analysis Run 8/5/2024 10:10 AM View: Appendix IV

Plant Hammond Client: Southern Company Data: Hammond AP-1

Sanitas™ v.10.0.20 Software licensed to Groundwater Stats Consulting. UG

Parametric and Non-Parametric (NP) Confidence Interval

Compliance Limit is not exceeded. Per-well alpha = 0.01. Normality Test: Shapiro Wilk, alpha based on n.

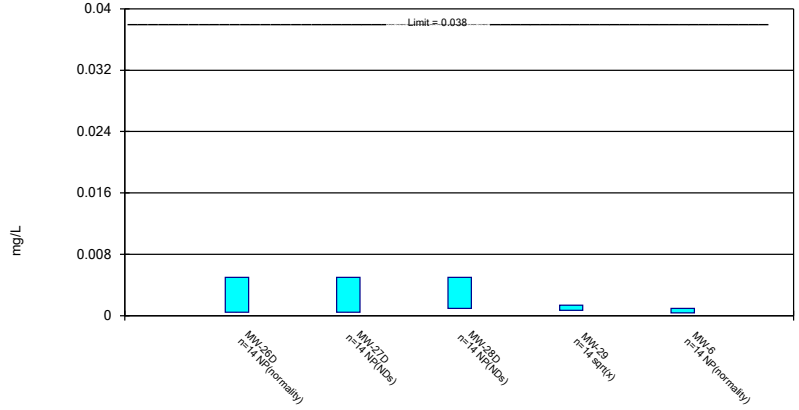

Constituent: Cobalt Analysis Run 8/5/2024 10:10 AM View: Appendix IV

Plant Hammond Client: Southern Company Data: Hammond AP-1

Sanitas™ v.10.0.20 Software licensed to Groundwater Stats Consulting. UG

Parametric Confidence Interval

Compliance Limit is not exceeded. Per-well alpha = 0.01. Normality Test: Shapiro Wilk, alpha based on n.

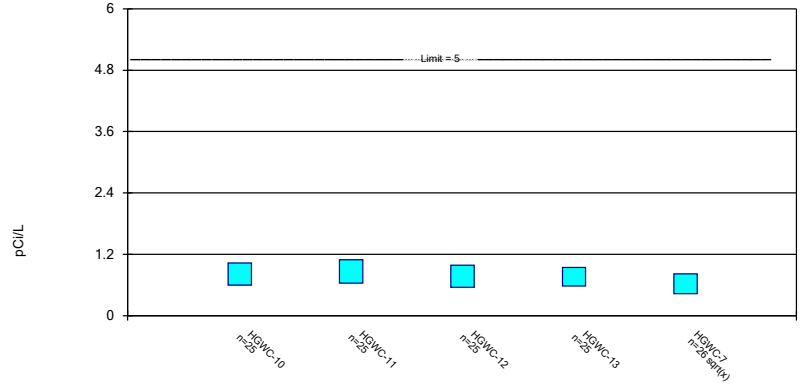

Constituent: Combined Radium 226 + 228 Analysis Run 8/5/2024 10:10 AM View: Appendix IV

Plant Hammond Client: Southern Company Data: Hammond AP-1

Sanitas™ v.10.0.20 Software licensed to Groundwater Stats Consulting. UG

Parametric Confidence Interval

Compliance Limit is not exceeded. Per-well alpha = 0.01. Normality Test: Shapiro Wilk, alpha based on n.

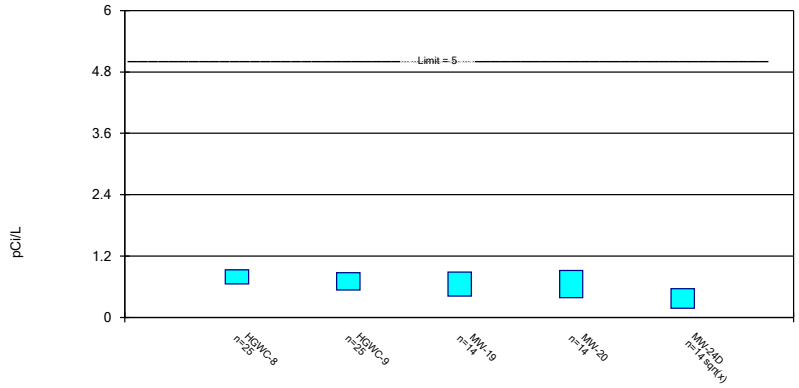

Constituent: Combined Radium 226 + 228 Analysis Run 8/5/2024 10:10 AM View: Appendix IV

Plant Hammond Client: Southern Company Data: Hammond AP-1

Sanitas™ v.10.0.20 Software licensed to Groundwater Stats Consulting. UG

Parametric Confidence Interval

Compliance Limit is not exceeded. Per-well alpha = 0.01. Normality Test: Shapiro Wilk, alpha based on n.

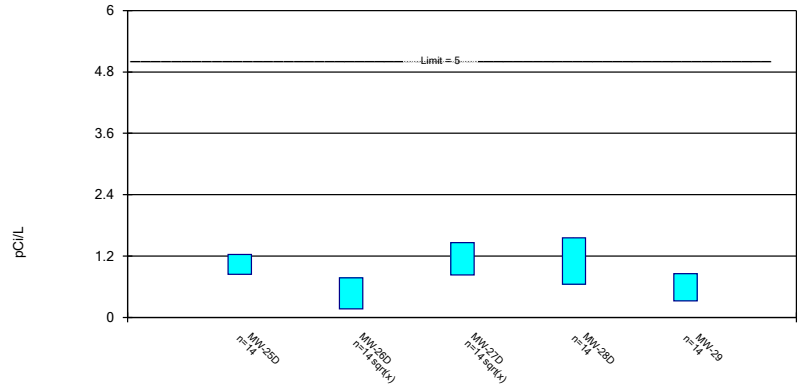

Constituent: Combined Radium 226 + 228 Analysis Run 8/5/2024 10:10 AM View: Appendix IV

Plant Hammond Client: Southern Company Data: Hammond AP-1

Sanitas™ v.10.0.20 Software licensed to Groundwater Stats Consulting. UG

Parametric Confidence Interval

Compliance Limit is not exceeded. Per-well alpha = 0.01. Normality Test: Shapiro Wilk, alpha based on n.

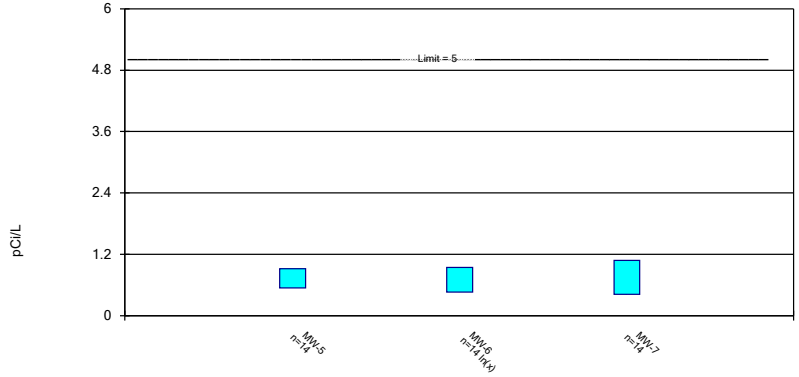

Constituent: Combined Radium 226 + 228 Analysis Run 8/5/2024 10:10 AM View: Appendix IV

Plant Hammond Client: Southern Company Data: Hammond AP-1

Sanitas™ v.10.0.20 Software licensed to Groundwater Stats Consulting. UG

Parametric and Non-Parametric (NP) Confidence Interval

Compliance Limit is not exceeded. Per-well alpha = 0.01. Normality Test: Shapiro Wilk, alpha based on n.

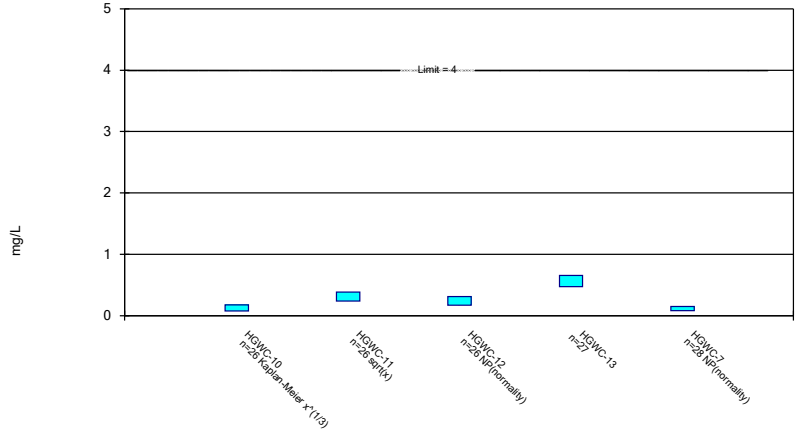

Constituent: Fluoride Analysis Run 8/5/2024 10:10 AM View: Appendix IV

Plant Hammond Client: Southern Company Data: Hammond AP-1

Sanitas™ v.10.0.20 Software licensed to Groundwater Stats Consulting. UG

Parametric and Non-Parametric (NP) Confidence Interval

Compliance Limit is not exceeded. Per-well alpha = 0.01. Normality Test: Shapiro Wilk, alpha based on n.

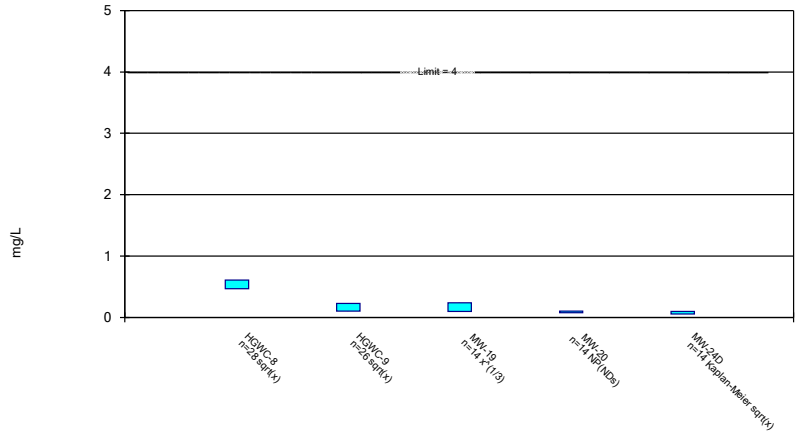

Constituent: Fluoride Analysis Run 8/5/2024 10:10 AM View: Appendix IV

Plant Hammond Client: Southern Company Data: Hammond AP-1

Sanitas™ v.10.0.20 Software licensed to Groundwater Stats Consulting. UG

Parametric and Non-Parametric (NP) Confidence Interval

Compliance Limit is not exceeded. Per-well alpha = 0.01. Normality Test: Shapiro Wilk, alpha based on n.

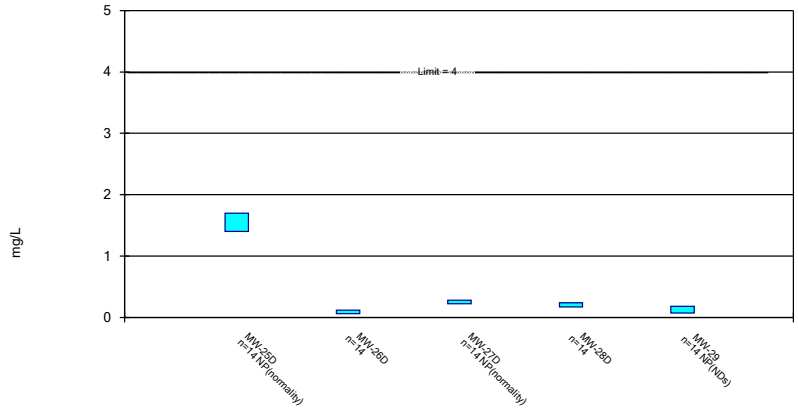

Constituent: Fluoride Analysis Run 8/5/2024 10:11 AM View: Appendix IV

Plant Hammond Client: Southern Company Data: Hammond AP-1

Sanitas™ v.10.0.20 Software licensed to Groundwater Stats Consulting. UG

Parametric and Non-Parametric (NP) Confidence Interval

Compliance Limit is not exceeded. Per-well alpha = 0.01. Normality Test: Shapiro Wilk, alpha based on n.

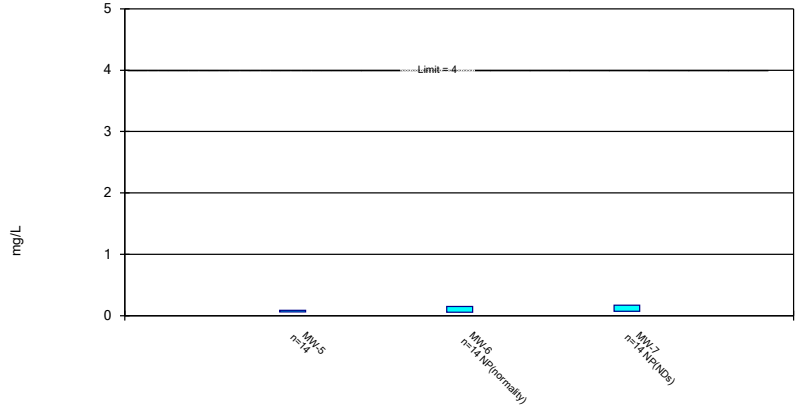

Constituent: Fluoride Analysis Run 8/5/2024 10:11 AM View: Appendix IV
Plant Hammond Client: Southern Company Data: Hammond AP-1

Sanitas™ v.10.0.20 Software licensed to Groundwater Stats Consulting. UG

Non-Parametric Confidence Interval

Compliance Limit is not exceeded. Per-well alpha = 0.01.

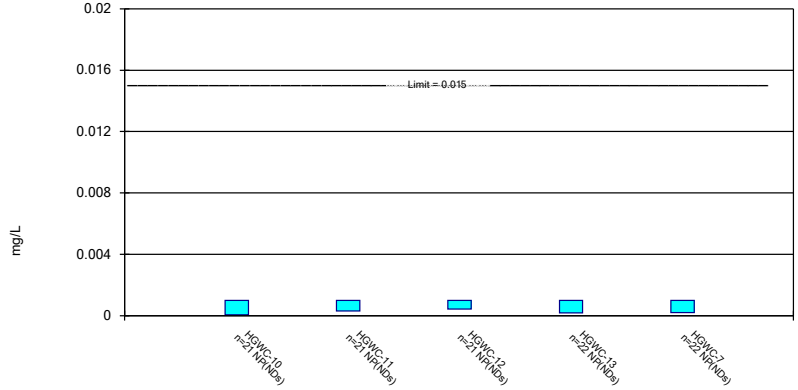

Constituent: Lead Analysis Run 8/5/2024 10:11 AM View: Appendix IV
Plant Hammond Client: Southern Company Data: Hammond AP-1

Sanitas™ v.10.0.20 Software licensed to Groundwater Stats Consulting. UG

Non-Parametric Confidence Interval

Compliance Limit is not exceeded. Per-well alpha = 0.01.

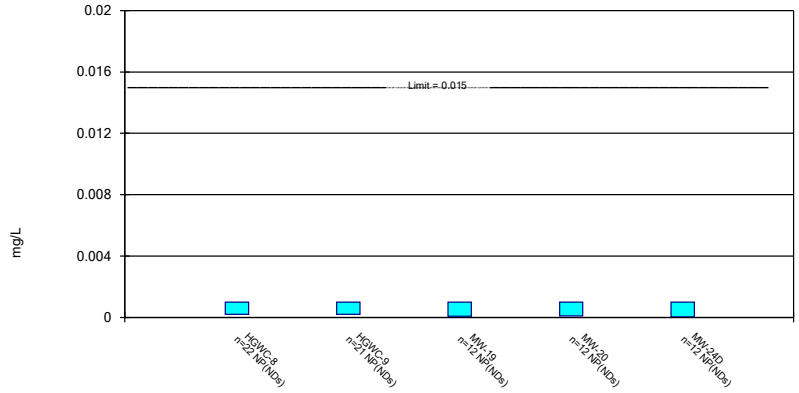

Constituent: Lead Analysis Run 8/5/2024 10:11 AM View: Appendix IV
Plant Hammond Client: Southern Company Data: Hammond AP-1

Sanitas™ v.10.0.20 Software licensed to Groundwater Stats Consulting. UG

Non-Parametric Confidence Interval

Compliance Limit is not exceeded. Per-well alpha = 0.01.

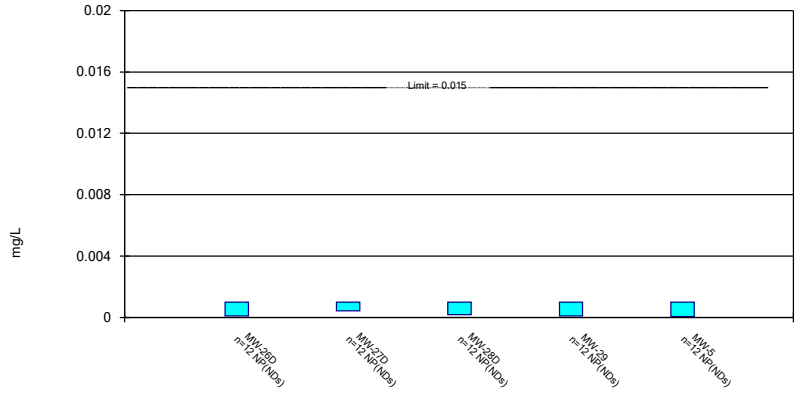

Constituent: Lead Analysis Run 8/5/2024 10:11 AM View: Appendix IV
Plant Hammond Client: Southern Company Data: Hammond AP-1

Sanitas™ v.10.0.20 Software licensed to Groundwater Stats Consulting. UG

Non-Parametric Confidence Interval

Compliance Limit is not exceeded. Per-well alpha = 0.01.

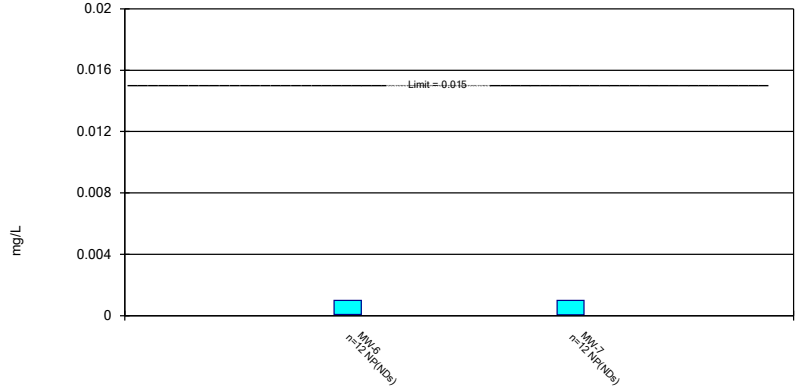

Constituent: Lead Analysis Run 8/5/2024 10:11 AM View: Appendix IV
Plant Hammond Client: Southern Company Data: Hammond AP-1

Sanitas™ v.10.0.20 Software licensed to Groundwater Stats Consulting. UG

Parametric and Non-Parametric (NP) Confidence Interval

Compliance Limit is not exceeded. Per-well alpha = 0.01. Normality Test: Shapiro Wilk, alpha based on n.

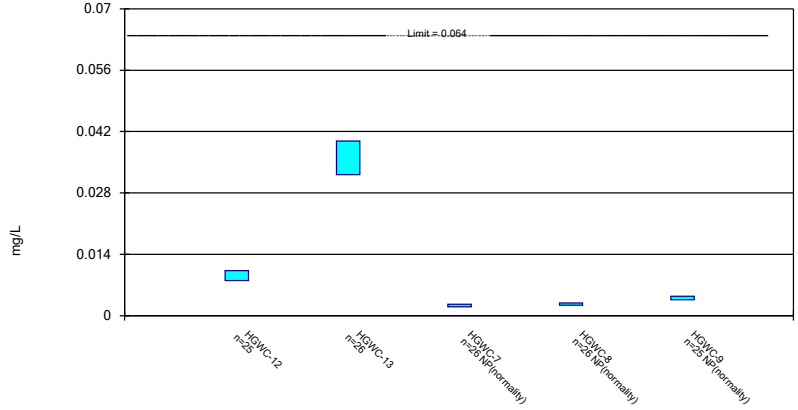

Constituent: Lithium Analysis Run 8/5/2024 10:11 AM View: Appendix IV
Plant Hammond Client: Southern Company Data: Hammond AP-1

Sanitas™ v.10.0.20 Software licensed to Groundwater Stats Consulting. UG

Parametric and Non-Parametric (NP) Confidence Interval

Compliance Limit is not exceeded. Per-well alpha = 0.01. Normality Test: Shapiro Wilk, alpha based on n.

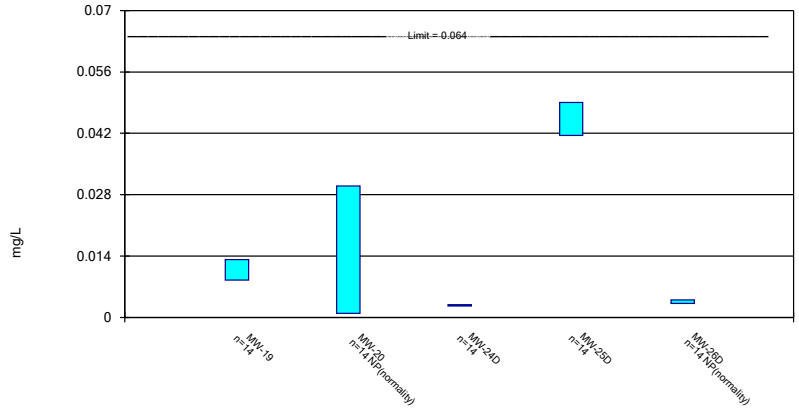

Constituent: Lithium Analysis Run 8/5/2024 10:11 AM View: Appendix IV
Plant Hammond Client: Southern Company Data: Hammond AP-1

Sanitas™ v.10.0.20 Software licensed to Groundwater Stats Consulting. UG

Parametric Confidence Interval

Compliance Limit is not exceeded. Per-well alpha = 0.01. Normality Test: Shapiro Wilk, alpha based on n.

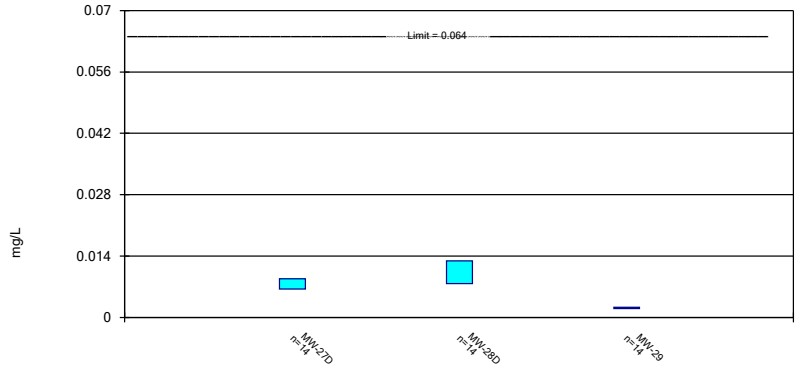

Constituent: Lithium Analysis Run 8/5/2024 10:11 AM View: Appendix IV
Plant Hammond Client: Southern Company Data: Hammond AP-1

Sanitas™ v.10.0.20 Software licensed to Groundwater Stats Consulting. UG

Non-Parametric Confidence Interval

Compliance Limit is not exceeded. Per-well alpha = 0.01 except as noted.

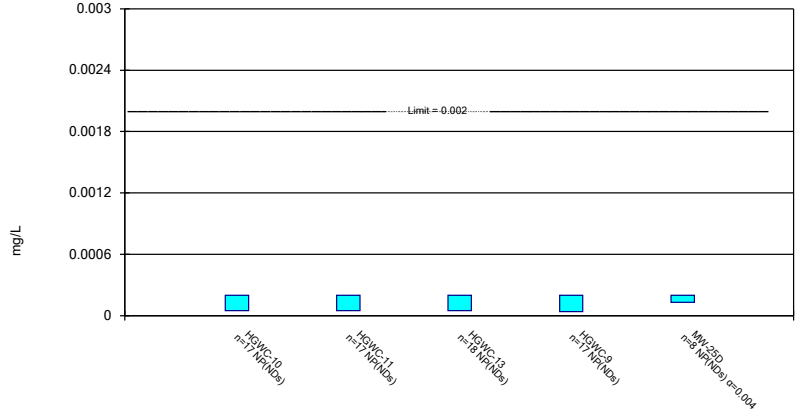

Constituent: Mercury Analysis Run 8/5/2024 10:11 AM View: Appendix IV

Plant Hammond Client: Southern Company Data: Hammond AP-1

Sanitas™ v.10.0.20 Software licensed to Groundwater Stats Consulting. UG

Non-Parametric Confidence Interval

Compliance Limit is not exceeded.



Constituent: Mercury Analysis Run 8/5/2024 10:11 AM View: Appendix IV

Plant Hammond Client: Southern Company Data: Hammond AP-1

Sanitas™ v.10.0.20 Software licensed to Groundwater Stats Consulting. UG

Parametric and Non-Parametric (NP) Confidence Interval

Compliance Limit is not exceeded. Per-well alpha = 0.01. Normality Test: Shapiro Wilk, alpha based on n.

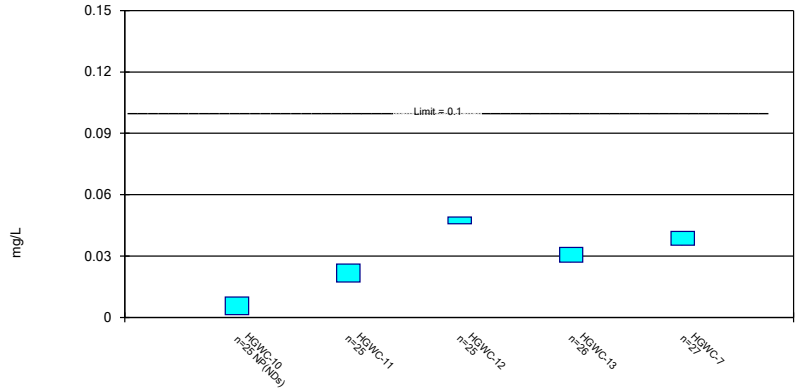

Constituent: Molybdenum Analysis Run 8/5/2024 10:11 AM View: Appendix IV

Plant Hammond Client: Southern Company Data: Hammond AP-1

Sanitas™ v.10.0.20 Software licensed to Groundwater Stats Consulting. UG

Parametric and Non-Parametric (NP) Confidence Interval

Compliance limit is exceeded.* Per-well alpha = 0.01. Normality Test: Shapiro Wilk, alpha based on n.

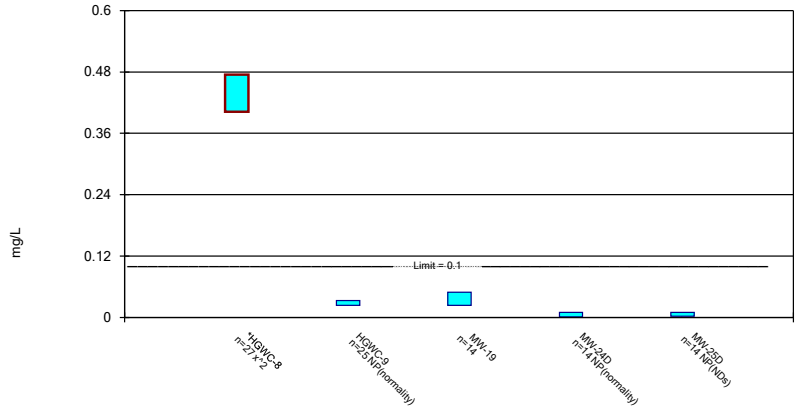

Constituent: Molybdenum Analysis Run 8/5/2024 10:11 AM View: Appendix IV

Plant Hammond Client: Southern Company Data: Hammond AP-1

Sanitas™ v.10.0.20 Software licensed to Groundwater Stats Consulting. UG

Parametric Confidence Interval

Compliance Limit is not exceeded. Per-well alpha = 0.01. Normality Test: Shapiro Wilk, alpha based on n.

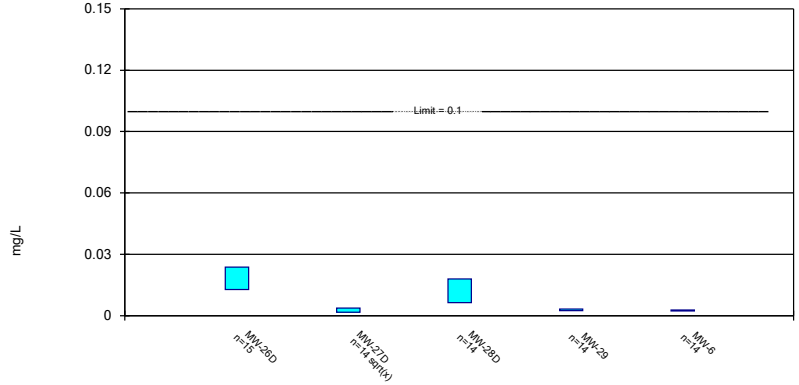

Constituent: Molybdenum Analysis Run 8/5/2024 10:11 AM View: Appendix IV

Plant Hammond Client: Southern Company Data: Hammond AP-1

Sanitas™ v.10.0.20 Software licensed to Groundwater Stats Consulting. UG

Non-Parametric Confidence Interval

Compliance Limit is not exceeded. Per-well alpha = 0.01.

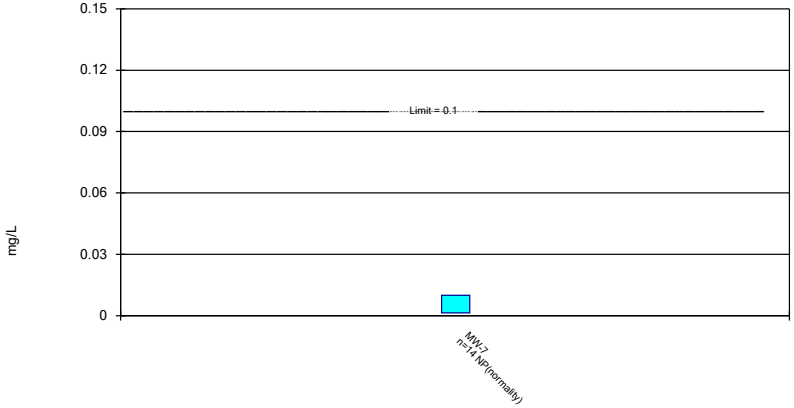

Constituent: Molybdenum Analysis Run 8/5/2024 10:11 AM View: Appendix IV

Plant Hammond Client: Southern Company Data: Hammond AP-1

Sanitas™ v.10.0.20 Software licensed to Groundwater Stats Consulting. UG

Parametric and Non-Parametric (NP) Confidence Interval

Compliance Limit is not exceeded. Per-well alpha = 0.01. Normality Test: Shapiro Wilk, alpha based on n.

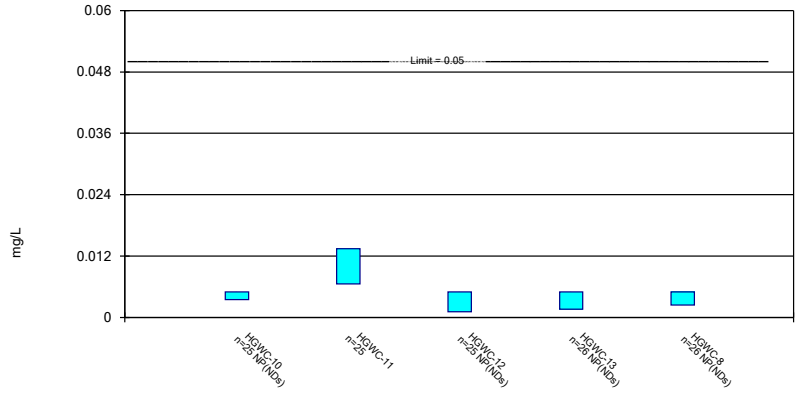

Constituent: Selenium Analysis Run 8/5/2024 10:11 AM View: Appendix IV

Plant Hammond Client: Southern Company Data: Hammond AP-1

Sanitas™ v.10.0.20 Software licensed to Groundwater Stats Consulting. UG

Parametric and Non-Parametric (NP) Confidence Interval

Compliance Limit is not exceeded. Per-well alpha = 0.01. Normality Test: Shapiro Wilk, alpha based on n.

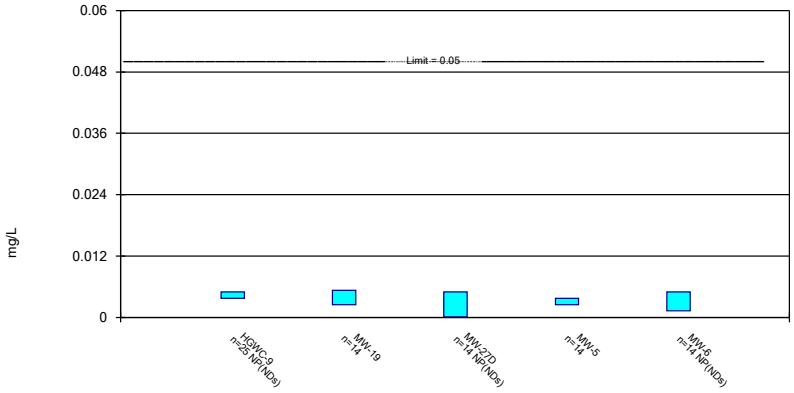

Constituent: Selenium Analysis Run 8/5/2024 10:11 AM View: Appendix IV

Plant Hammond Client: Southern Company Data: Hammond AP-1

Sanitas™ v.10.0.20 Software licensed to Groundwater Stats Consulting. UG

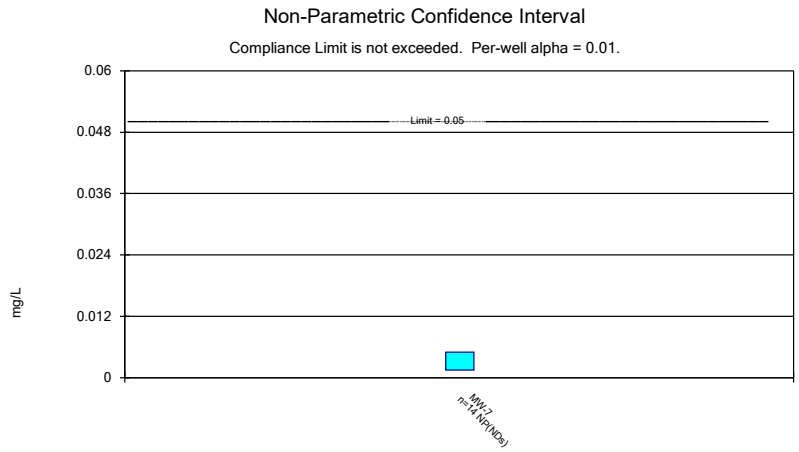

Constituent: Selenium Analysis Run 8/5/2024 10:11 AM View: Appendix IV
Plant Hammond Client: Southern Company Data: Hammond AP-1

Sanitas™ v.10.0.20 Software licensed to Groundwater Stats Consulting. UG

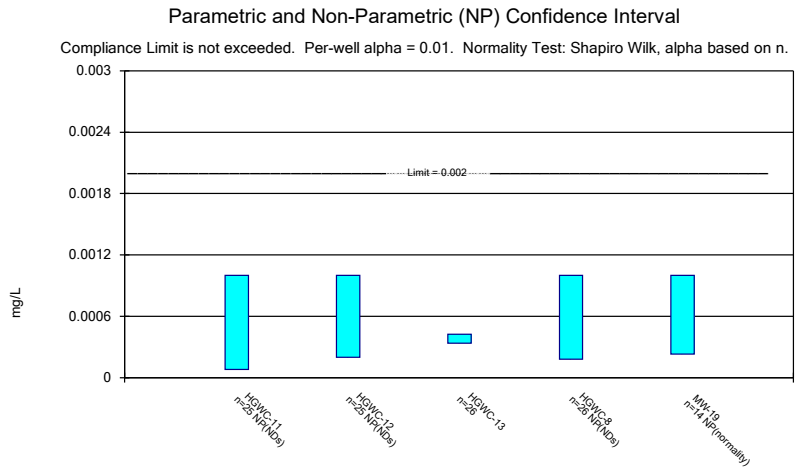

Constituent: Thallium Analysis Run 8/5/2024 10:11 AM View: Appendix IV
Plant Hammond Client: Southern Company Data: Hammond AP-1

Sanitas™ v.10.0.20 Software licensed to Groundwater Stats Consulting. UG

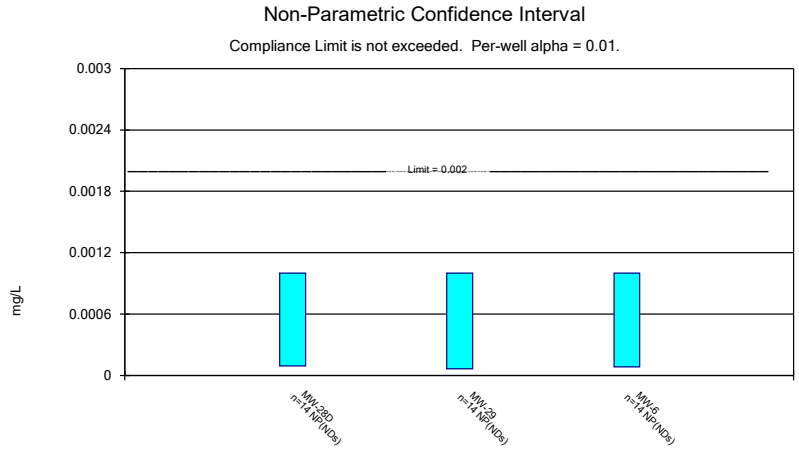

Constituent: Thallium Analysis Run 8/5/2024 10:11 AM View: Appendix IV
Plant Hammond Client: Southern Company Data: Hammond AP-1

Confidence Interval

Constituent: Antimony (mg/L) Analysis Run 8/5/2024 10:14 AM View: Appendix IV

Plant Hammond Client: Southern Company Data: Hammond AP-1

	HGWC-10	HGWC-11	HGWC-13	HGWC-7	HGWC-8
5/20/2016				<0.003	<0.003
5/23/2016	<0.003	<0.003	<0.003		
7/12/2016	<0.003	<0.003	0.0003 (J)	<0.003	<0.003
9/1/2016	<0.003	<0.003	<0.003	<0.003	<0.003
10/20/2016				<0.003	<0.003
10/24/2016	<0.003	<0.003	<0.003		
12/6/2016				<0.003	<0.003
12/7/2016	<0.003	<0.003	<0.003		
1/25/2017				<0.003	<0.003
1/26/2017	<0.003	<0.003	<0.003		
3/21/2017				<0.003	<0.003
3/22/2017	<0.003	<0.003	<0.003		
5/23/2017				<0.003	<0.003
5/24/2017	<0.003	<0.003	<0.003		
4/3/2018				<0.003	<0.003
4/4/2018	<0.003	<0.003	<0.003		
3/12/2019					<0.003
3/13/2019	<0.003	<0.003	<0.003	<0.003	
4/2/2019				<0.003	
4/3/2019	<0.003	<0.003			<0.003
4/5/2019			0.00021 (J)		
9/24/2019					<0.003
9/25/2019				<0.003	
9/26/2019			<0.003		
9/27/2019	<0.003	<0.003			
3/3/2020	<0.003	<0.003			<0.003
3/4/2020			0.00061 (J)	<0.003	
3/27/2020				<0.003	<0.003
3/30/2020			0.00036 (J)		
3/31/2020		<0.003			
4/1/2020	<0.003				
9/16/2020	<0.003			0.00034 (J)	<0.003
9/18/2020		0.00038 (J)			
9/21/2020			0.00029 (J)		
2/10/2021				<0.003	
2/12/2021		<0.003			
2/15/2021	0.00065 (J)				
2/16/2021					0.00064 (J)
2/22/2021			0.00047 (J)		
3/12/2021	<0.003				
3/15/2021				<0.003	<0.003
3/16/2021		<0.003			
3/17/2021			0.00049 (J)		
8/16/2021				0.0017 (J)	
8/17/2021	<0.003				
8/18/2021		<0.003			<0.003
8/19/2021			<0.003		
2/9/2022	<0.003	<0.003			
2/10/2022			<0.003	<0.003	<0.003
8/3/2022	0.0018 (J)	<0.003	<0.003	<0.003	<0.003
8/11/2022				<0.003	
1/26/2023		<0.003	<0.003		

ND substitution: RL or RL/2 if <15% NDs.

Confidence Interval

Constituent: Antimony (mg/L) Analysis Run 8/5/2024 10:14 AM View: Appendix IV

Plant Hammond Client: Southern Company Data: Hammond AP-1

	HGWC-10	HGWC-11	HGWC-13	HGWC-7	HGWC-8
1/27/2023	<0.003			<0.003	
2/1/2023					<0.003
7/13/2023					<0.003
7/17/2023			<0.003		
8/10/2023	<0.003	<0.003			
8/12/2023			<0.003	<0.003	<0.003
2/14/2024				<0.003	<0.003
2/15/2024	<0.003	<0.003			
2/16/2024			<0.003		
Mean	0.002846	0.002886	0.002239	0.002835	0.002902
Std. Dev.	0.00054	0.0005463	0.001214	0.0005939	0.0004817
Upper Lim.	0.003	0.003	0.003	0.003	0.003
Lower Lim.	0.0018	0.00038	0.00049	0.0017	0.00064

ND substitution: RL or RL/2 if <15% NDs.

Confidence Interval

Constituent: Antimony (mg/L) Analysis Run 8/5/2024 10:14 AM View: Appendix IV

Plant Hammond Client: Southern Company Data: Hammond AP-1

	HGWC-9	MW-24D	MW-26D	MW-27D	MW-28D
5/23/2016	<0.003				
7/12/2016	<0.003				
9/1/2016	<0.003				
10/20/2016	<0.003				
12/6/2016	<0.003				
1/26/2017	<0.003				
3/22/2017	<0.003				
5/23/2017	<0.003				
4/3/2018	<0.003				
3/12/2019					<0.003
3/13/2019	<0.003	<0.003	<0.003	<0.003	
4/2/2019					<0.003
4/3/2019	<0.003		<0.003		
4/4/2019				0.00016 (J)	
4/8/2019		<0.003			
9/26/2019		<0.003	<0.003	0.0003 (J)	<0.003
9/27/2019	<0.003				
3/4/2020	0.00032 (J)	0.0017 (J)	0.002 (J)	0.00037 (J)	<0.003
3/27/2020					<0.003
3/30/2020		<0.003			
3/31/2020	0.00042 (J)		0.0013 (J)		
4/2/2020				0.0003 (J)	
9/17/2020	<0.003		<0.003		
9/18/2020				0.00031 (J)	
9/21/2020		<0.003			<0.003
2/10/2021					0.0019 (J)
2/16/2021	0.00043 (J)	<0.003	<0.003	0.00038 (J)	
3/12/2021				<0.003	
3/15/2021					<0.003
3/16/2021	<0.003				
3/17/2021		<0.003	<0.003		
8/17/2021	<0.003		<0.003	<0.003	
8/18/2021					<0.003
8/19/2021		<0.003			
2/9/2022	<0.003		<0.003		
2/10/2022		<0.003		<0.003	<0.003
8/3/2022		<0.003		<0.003	
8/4/2022	<0.003		<0.003		<0.003
1/26/2023	0.00092 (J)	<0.003	<0.003		<0.003
1/27/2023				<0.003	
8/11/2023	<0.003		<0.003		<0.003
8/12/2023		<0.003		<0.003	
2/14/2024					<0.003
2/15/2024	<0.003	<0.003	<0.003		
2/16/2024				<0.003	
Mean	0.002569	0.002907	0.002807	0.001844	0.002921
Std. Dev.	0.0009653	0.0003474	0.0005091	0.001386	0.000294
Upper Lim.	0.003	0.003	0.003	0.003	0.003
Lower Lim.	0.00092	0.0017	0.002	0.0003	0.0019

ND substitution: RL or RL/2 if <15% NDs.

Confidence Interval

Constituent: Antimony (mg/L) Analysis Run 8/5/2024 10:14 AM View: Appendix IV

Plant Hammond Client: Southern Company Data: Hammond AP-1

	MW-29	MW-6	MW-7
3/12/2019	<0.003		
3/13/2019		<0.003	0.00086 (J)
4/2/2019	<0.003		
4/3/2019		<0.003	<0.003
9/24/2019	<0.003		
9/26/2019		<0.003	<0.003
3/2/2020	<0.003		
3/3/2020		<0.003	0.0013 (J)
3/27/2020		<0.003	
3/30/2020	<0.003		<0.003
9/16/2020	<0.003		
9/21/2020		0.0014 (J)	0.00051 (J)
2/15/2021	0.00094 (J)		0.0021 (J)
2/16/2021		<0.003	
3/15/2021	<0.003		<0.003
3/16/2021		<0.003	
8/16/2021	<0.003		
8/17/2021		<0.003	<0.003
2/8/2022			<0.003
2/9/2022		<0.003	
2/10/2022	<0.003		
8/3/2022	<0.003	<0.003	
8/4/2022			<0.003
1/26/2023	<0.003	<0.003	<0.003
8/10/2023	<0.003	<0.003	<0.003
2/14/2024	<0.003	<0.003	<0.003
Mean	0.002853	0.002886	0.002484
Std. Dev.	0.0005506	0.0004276	0.0009092
Upper Lim.	0.003	0.003	0.003
Lower Lim.	0.00094	0.0014	0.0013

ND substitution: RL or RL/2 if <15% NDs.

Confidence Interval

Constituent: Arsenic (mg/L) Analysis Run 8/5/2024 10:14 AM View: Appendix IV

Plant Hammond Client: Southern Company Data: Hammond AP-1

	HGWC-11	HGWC-12	HGWC-13	HGWC-7	HGWC-8
5/20/2016				<0.005	<0.005
5/23/2016	<0.005	0.0046 (J)	0.329		
7/12/2016	0.0015 (J)	0.005	0.297	<0.005	<0.005
9/1/2016	<0.005	0.0043 (J)	0.314	<0.005	<0.005
10/20/2016				<0.005	<0.005
10/24/2016	<0.005	0.0049 (J)	0.334		
12/6/2016				<0.005	<0.005
12/7/2016	<0.005	0.0046 (J)	0.35		
1/25/2017				<0.005	<0.005
1/26/2017	<0.005	<0.005	0.424		
3/21/2017				<0.005	<0.005
3/22/2017	0.0053	0.0019 (J)	0.419		
5/23/2017				<0.005	<0.005
5/24/2017	<0.005	0.0022 (J)	0.393		
4/3/2018				<0.005	<0.005
4/4/2018	<0.005	<0.005	0.49		
6/5/2018	0.0012 (J)		0.38	<0.005	
6/6/2018		0.0048 (J)			<0.005
10/2/2018				0.0019 (J)	<0.005
10/3/2018	<0.005	0.0037 (J)			
10/5/2018			0.34		
3/12/2019					<0.005
3/13/2019	0.0024 (J)		0.42	<0.005	
3/14/2019		0.0026 (J)			
4/2/2019				<0.005	
4/3/2019	0.00094 (J)	0.0022 (J)			<0.005
4/5/2019			0.36		
9/24/2019					<0.005
9/25/2019				<0.005	
9/26/2019			0.44		
9/27/2019	0.0018 (J)	0.0061			
3/3/2020	0.0022 (J)	0.0023 (J)			<0.005
3/4/2020			0.52	<0.005	
3/26/2020		0.0028 (J)			
3/27/2020				<0.005	<0.005
3/30/2020			0.47		
3/31/2020	0.0022 (J)				
9/16/2020				<0.005	<0.005
9/18/2020	0.00081 (J)	0.0031 (J)			
9/21/2020			0.39		
2/10/2021				<0.005	
2/12/2021	0.002 (J)	0.0045 (J)			
2/16/2021					<0.005
2/22/2021			0.45		
3/15/2021				<0.005	<0.005
3/16/2021	0.0017 (J)	0.0038 (J)			
3/17/2021			0.39		
8/16/2021				<0.005	
8/18/2021	<0.005	0.0028 (J)			<0.005
8/19/2021			0.31		
2/9/2022	0.0047 (J)	0.0053			
2/10/2022			0.38	<0.005	0.002 (J)

ND substitution: RL or RL/2 if <15% NDs.

Confidence Interval

Constituent: Arsenic (mg/L) Analysis Run 8/5/2024 10:14 AM View: Appendix IV

Plant Hammond Client: Southern Company Data: Hammond AP-1

	HGWC-11	HGWC-12	HGWC-13	HGWC-7	HGWC-8
8/3/2022	<0.005	0.0023 (J)	0.4	<0.005	<0.005
8/11/2022				<0.005	
1/26/2023	<0.005	0.0025 (J)	0.53		
1/27/2023				<0.005	
2/1/2023					<0.005
7/13/2023					<0.005
7/17/2023			0.63		
8/10/2023	<0.005	<0.005			
8/12/2023			0.54	<0.005	<0.005
2/14/2024				<0.005	<0.005
2/15/2024	<0.005	0.0027 (J)			
2/16/2024			0.5		
Mean	0.00367	0.00346	0.4154	0.004881	0.004885
Std. Dev.	0.001699	0.001216	0.08254	0.000608	0.0005883
Upper Lim.	0.005	0.004066	0.4556	0.005	0.005
Lower Lim.	0.002	0.002854	0.3752	0.0019	0.002

ND substitution: RL or RL/2 if <15% NDs.

Confidence Interval

Constituent: Arsenic (mg/L) Analysis Run 8/5/2024 10:14 AM View: Appendix IV

Plant Hammond Client: Southern Company Data: Hammond AP-1

	HGWC-9	MW-19	MW-20	MW-25D	MW-26D
5/23/2016	<0.005				
7/12/2016	<0.005				
9/1/2016	<0.005				
10/20/2016	<0.005				
12/6/2016	<0.005				
1/26/2017	<0.005				
3/22/2017	0.0008 (J)				
5/23/2017	<0.005				
4/3/2018	<0.005				
6/6/2018	<0.005				
10/2/2018	<0.005				
3/13/2019	0.00075 (J)		0.0023 (J)		<0.005
3/14/2019		<0.005		0.0019 (J)	
4/2/2019			<0.005		
4/3/2019	<0.005	<0.005		<0.005	<0.005
9/25/2019			<0.005		
9/26/2019					<0.005
9/27/2019	0.00037 (J)	<0.005		0.0011 (J)	
3/2/2020			0.00038 (J)		
3/3/2020				0.001 (J)	
3/4/2020	<0.005	0.00045 (J)			0.0006 (J)
3/26/2020		<0.005		0.00075 (J)	
3/27/2020			<0.005		
3/31/2020	<0.005				<0.005
9/17/2020	<0.005		<0.005		<0.005
9/18/2020				<0.005	
9/21/2020		<0.005			
2/11/2021			0.00094 (J)		
2/12/2021		<0.005		<0.005	
2/16/2021	<0.005				0.0008 (J)
3/15/2021			<0.005		
3/16/2021	<0.005			<0.005	
3/17/2021		<0.005			<0.005
8/17/2021	<0.005		<0.005		<0.005
8/18/2021		<0.005			
8/19/2021				<0.005	
2/9/2022	0.0021 (J)	<0.005		<0.005	0.0017 (J)
2/10/2022			<0.005		
8/4/2022	<0.005	<0.005	<0.005	<0.005	<0.005
1/26/2023	<0.005	<0.005	<0.005	<0.005	<0.005
8/10/2023		<0.005	<0.005	<0.005	
8/11/2023	<0.005				<0.005
2/14/2024			<0.005		
2/15/2024	<0.005 (D)	<0.005		<0.005	<0.005
Mean	0.004361	0.004675	0.004187	0.003911	0.00415
Std. Dev.	0.001518	0.001216	0.001661	0.001803	0.001705
Upper Lim.	0.005	0.005	0.005	0.005	0.005
Lower Lim.	0.0021	0.00045	0.0023	0.0011	0.0017

ND substitution: RL or RL/2 if <15% NDs.

Confidence Interval

Constituent: Arsenic (mg/L) Analysis Run 8/5/2024 10:14 AM View: Appendix IV

Plant Hammond Client: Southern Company Data: Hammond AP-1

	MW-27D	MW-28D	MW-29	MW-5	MW-6
3/12/2019		<0.005	<0.005		
3/13/2019	<0.005			<0.005	<0.005
4/2/2019		<0.005	<0.005		
4/3/2019				<0.005	<0.005
4/4/2019	0.0002 (J)				
9/24/2019			<0.005		
9/25/2019				<0.005	
9/26/2019	<0.005	<0.005			<0.005
3/2/2020			<0.005	<0.005	
3/3/2020					<0.005
3/4/2020	0.00069 (J)	<0.005			
3/26/2020				<0.005	
3/27/2020		<0.005			<0.005
3/30/2020			0.00037 (J)		
4/2/2020	<0.005				
9/16/2020			<0.005		
9/17/2020				<0.005	
9/18/2020	<0.005				
9/21/2020		<0.005			<0.005
2/10/2021		0.0011 (J)			
2/15/2021			<0.005		
2/16/2021	0.001 (J)			<0.005	<0.005
3/12/2021	<0.005				
3/15/2021		<0.005	<0.005		
3/16/2021				<0.005	<0.005
8/16/2021			<0.005		
8/17/2021	<0.005			<0.005	<0.005
8/18/2021		<0.005			
2/9/2022				0.0013 (J)	0.0034 (J)
2/10/2022	<0.005	<0.005	<0.005		
8/3/2022	<0.005		<0.005	<0.005	<0.005
8/4/2022		<0.005			
1/26/2023		<0.005	<0.005	<0.005	<0.005
1/27/2023	<0.005				
8/10/2023			<0.005	<0.005	<0.005
8/11/2023		<0.005			
8/12/2023	<0.005				
2/14/2024		<0.005	<0.005		<0.005
2/15/2024				<0.005	
2/16/2024	<0.005				
Mean	0.004064	0.004721	0.004669	0.004736	0.004886
Std. Dev.	0.001868	0.001042	0.001237	0.0009889	0.0004276
Upper Lim.	0.005	0.005	0.005	0.005	0.005
Lower Lim.	0.001	0.0011	0.00037	0.0013	0.0034

ND substitution: RL or RL/2 if <15% NDs.

Confidence Interval

Constituent: Barium (mg/L) Analysis Run 8/5/2024 10:14 AM View: Appendix IV

Plant Hammond Client: Southern Company Data: Hammond AP-1

	HGWC-10	HGWC-11	HGWC-12	HGWC-13	HGWC-7
5/20/2016					0.0687
5/23/2016	0.0877	0.0466	0.133	0.0779	
7/12/2016	0.0926	0.0616	0.135	0.0697	0.0731
9/1/2016	0.0994	0.0497	0.123	0.07	0.0747
10/20/2016					0.072
10/24/2016	0.101	0.0794	0.135	0.0882	
12/6/2016					0.0752
12/7/2016	0.107	0.1	0.13	0.0798	
1/25/2017					0.0747
1/26/2017	0.0538	0.0696	0.127	0.0738	
3/21/2017					0.0722
3/22/2017	0.0962	0.0346	0.112	0.0755	
5/23/2017					0.0794
5/24/2017	0.0996	0.0437	0.106	0.0627	
4/3/2018					0.075
4/4/2018	0.084	0.029	0.083	0.099	
6/5/2018	0.086	0.039		0.13	0.071
6/6/2018			0.09		
10/2/2018	0.076				0.078
10/3/2018		0.033	0.087		
10/5/2018				0.076	
3/13/2019	0.044	0.024		0.1	0.083
3/14/2019			0.081		
4/2/2019					0.072
4/3/2019	0.076	0.023	0.077		
4/5/2019				0.079	
9/25/2019					0.061
9/26/2019				0.11	
9/27/2019	0.078	0.033	0.096		
3/3/2020	0.048	0.022	0.092		
3/4/2020				0.1	0.068
3/26/2020			0.089		
3/27/2020					0.059
3/30/2020				0.08	
3/31/2020		0.026			
4/1/2020	0.058				
9/16/2020	0.068				0.068
9/18/2020		0.043	0.086		
9/21/2020				0.052	
2/10/2021					0.069
2/12/2021		0.039	0.09		
2/15/2021	0.06				
2/22/2021				0.061	
3/12/2021	0.058				
3/15/2021					0.074
3/16/2021		0.035	0.084		
3/17/2021				0.056	
8/16/2021					0.068
8/17/2021	0.055				
8/18/2021		0.04	0.083		
8/19/2021				0.049	
2/9/2022	0.042	0.042	0.075		

Confidence Interval

Constituent: Barium (mg/L) Analysis Run 8/5/2024 10:14 AM View: Appendix IV

Plant Hammond Client: Southern Company Data: Hammond AP-1

	HGWC-10	HGWC-11	HGWC-12	HGWC-13	HGWC-7
2/10/2022				0.053	0.063
8/3/2022	0.069	0.041	0.086	0.07	0.066
8/11/2022					0.071
1/26/2023		0.031	0.076	0.079	
1/27/2023	0.041				0.065
7/17/2023				0.056	
8/10/2023	0.045	0.027	0.075		
8/12/2023				0.057	0.06
2/14/2024					0.067
2/15/2024	0.048	0.037	0.068		
2/16/2024				0.056	
Mean	0.07093	0.04197	0.09676	0.07541	0.07031
Std. Dev.	0.02133	0.01844	0.02155	0.01986	0.005903
Upper Lim.	0.08156	0.04895	0.1052	0.08509	0.07318
Lower Lim.	0.0603	0.03262	0.08512	0.06573	0.06743

Confidence Interval

Constituent: Barium (mg/L) Analysis Run 8/5/2024 10:14 AM View: Appendix IV

Plant Hammond Client: Southern Company Data: Hammond AP-1

	HGWC-8	HGWC-9	MW-19	MW-20	MW-24D
5/20/2016	0.0808				
5/23/2016		0.117			
7/12/2016	0.083	0.13			
9/1/2016	0.0829	0.13			
10/20/2016	0.0811	0.0806			
12/6/2016	0.0845	0.128			
1/25/2017	0.078				
1/26/2017		0.142			
3/21/2017	0.0791				
3/22/2017		0.122			
5/23/2017	0.0846	0.127			
4/3/2018	0.065	0.1			
6/6/2018	0.063	0.11			
10/2/2018	0.061	0.11			
3/12/2019	0.062				
3/13/2019		0.1		0.087	0.053
3/14/2019			0.06		
4/2/2019				0.08	
4/3/2019	0.066	0.12	0.05		
4/8/2019					0.043
9/24/2019	0.053				
9/25/2019				0.085	
9/26/2019					0.12
9/27/2019		0.11	0.068		
3/2/2020				0.099	
3/3/2020	0.052				
3/4/2020		0.11	0.069		0.081
3/26/2020			0.067		
3/27/2020	0.059			0.093	
3/30/2020					0.056
3/31/2020		0.11			
9/16/2020	0.06				
9/17/2020		0.11		0.096	
9/21/2020			0.056		0.053
2/11/2021				0.093	
2/12/2021			0.051		
2/16/2021	0.069	0.11			0.062
3/15/2021	0.063			0.096	
3/16/2021		0.11			
3/17/2021			0.049		0.055
8/17/2021		0.095		0.089	
8/18/2021	0.062		0.045		
8/19/2021					0.048
2/9/2022		0.096	0.042		
2/10/2022	0.056			0.082	0.048
8/3/2022	0.06				0.053
8/4/2022		0.091	0.05	0.093	
1/26/2023		0.069	0.039	0.097	0.054
2/1/2023	0.058				
7/13/2023	0.047				
8/10/2023			0.032	0.093	
8/11/2023		0.068			

Confidence Interval

Constituent: Barium (mg/L) Analysis Run 8/5/2024 10:14 AM View: Appendix IV

Plant Hammond Client: Southern Company Data: Hammond AP-1

	HGWC-8	HGWC-9	MW-19	MW-20	MW-24D
8/12/2023	0.052				0.053
2/14/2024	0.048			0.095	
2/15/2024		0.054	0.03		0.034
Mean	0.06577	0.106	0.05057	0.09129	0.05807
Std. Dev.	0.01207	0.02117	0.01253	0.00581	0.0206
Upper Lim.	0.07165	0.1165	0.05945	0.0954	0.062
Lower Lim.	0.05989	0.09543	0.0417	0.08717	0.043

Confidence Interval

Constituent: Barium (mg/L) Analysis Run 8/5/2024 10:14 AM View: Appendix IV

Plant Hammond Client: Southern Company Data: Hammond AP-1

	MW-25D	MW-26D	MW-27D	MW-28D	MW-29
3/12/2019				0.82	0.089
3/13/2019		0.099	1.5		
3/14/2019	0.44				
4/2/2019				0.37	0.078
4/3/2019	0.38	0.12			
4/4/2019			1.2		
9/24/2019					0.081
9/26/2019		0.12	0.95	0.15	
9/27/2019	0.39				
3/2/2020					0.088
3/3/2020	0.42				
3/4/2020		0.17	0.95	0.77	
3/26/2020	0.45				
3/27/2020				0.64	
3/30/2020					0.08
3/31/2020		0.11			
4/2/2020			1		
9/16/2020					0.076
9/17/2020		0.099			
9/18/2020	0.44		1		
9/21/2020				0.18	
2/10/2021				0.26	
2/12/2021	0.46				
2/15/2021					0.081
2/16/2021		0.093	1		
3/12/2021			1.1		
3/15/2021				0.45	0.078
3/16/2021	0.51				
3/17/2021		0.094			
8/16/2021					0.074
8/17/2021		0.072	1.1		
8/18/2021				0.53	
8/19/2021	0.58				
2/9/2022	0.6	0.066			
2/10/2022			0.99	0.76	0.072
8/3/2022			0.94		0.081
8/4/2022	0.75	0.062		0.7	
1/26/2023	0.65	0.065		0.8	0.076
1/27/2023			0.94		
8/10/2023	0.71				0.066
8/11/2023		0.059		2.2	
8/12/2023			0.98		
10/31/2023				2.5 (R)	
2/14/2024				0.61	0.065
2/15/2024	0.69	0.058			
2/16/2024			0.65		
Mean	0.5336	0.09193	1.021	0.7827	0.0775
Std. Dev.	0.1271	0.03166	0.1837	0.6761	0.006914
Upper Lim.	0.6236	0.1144	1.2	1.062	0.0824
Lower Lim.	0.4435	0.0695	0.94	0.3578	0.0726

Confidence Interval

Constituent: Barium (mg/L) Analysis Run 8/5/2024 10:14 AM View: Appendix IV

Plant Hammond Client: Southern Company Data: Hammond AP-1

	MW-5	MW-6	MW-7
3/13/2019	0.056	0.1	0.063
4/3/2019	0.049	0.09	0.058
9/25/2019	0.046		
9/26/2019		0.089	0.066
3/2/2020	0.049		
3/3/2020		0.09	0.043
3/26/2020	0.046		
3/27/2020		0.086	
3/30/2020			0.05
9/17/2020	0.043		
9/21/2020		0.083	0.065
2/15/2021			0.048
2/16/2021	0.05	0.085	
3/15/2021			0.053
3/16/2021	0.046	0.081	
8/17/2021	0.045	0.081	0.057
2/8/2022			0.053
2/9/2022	0.042	0.074	
8/3/2022	0.058	0.084	
8/4/2022			0.064
1/26/2023	0.05	0.079	0.044
8/10/2023	0.048	0.066	0.059
2/14/2024		0.067	0.042
2/15/2024	0.039		
Mean	0.04764	0.0825	0.05464
Std. Dev.	0.005078	0.009129	0.008363
Upper Lim.	0.05124	0.08897	0.06057
Lower Lim.	0.04405	0.07603	0.04872

Confidence Interval

Constituent: Beryllium (mg/L) Analysis Run 8/5/2024 10:14 AM View: Appendix IV

Plant Hammond Client: Southern Company Data: Hammond AP-1

	HGWC-11	HGWC-13	HGWC-7	HGWC-8	MW-19
5/20/2016			<0.0005	<0.0005	
5/23/2016	<0.0005	<0.0005			
7/12/2016	<0.0005	<0.0005	<0.0005	<0.0005	
9/1/2016	<0.0005	<0.0005	<0.0005	<0.0005	
10/20/2016			<0.0005	<0.0005	
10/24/2016	<0.0005	<0.0005			
12/6/2016			<0.0005	<0.0005	
12/7/2016	<0.0005	<0.0005			
1/25/2017			<0.0005	<0.0005	
1/26/2017	<0.0005	<0.0005			
3/21/2017			<0.0005	<0.0005	
3/22/2017	9E-05 (J)	<0.0005			
5/23/2017			<0.0005	<0.0005	
5/24/2017	<0.0005	<0.0005			
4/3/2018			<0.0005	<0.0005	
4/4/2018	<0.0005	<0.0005			
3/12/2019				<0.0005	
3/13/2019	0.0001 (J)	6.2E-05 (J)	<0.0005		
3/14/2019					<0.0005
4/2/2019			<0.0005		
4/3/2019	0.00017 (J)			7.4E-05 (J)	<0.0005
4/5/2019		<0.0005			
9/24/2019				<0.0005	
9/25/2019			<0.0005		
9/26/2019		0.00011 (J)			
9/27/2019	8.6E-05 (J)				<0.0005
3/3/2020	0.00012 (J)			<0.0005	
3/4/2020		9.3E-05 (J)	7.7E-05 (J)		<0.0005
3/26/2020					<0.0005
3/27/2020			<0.0005	<0.0005	
3/30/2020		9.9E-05 (J)			
3/31/2020	0.00015 (J)				
9/16/2020			<0.0005	0.0001 (J)	
9/18/2020	<0.0005				
9/21/2020		0.00011 (J)			<0.0005
2/10/2021			8.1E-05 (J)		
2/12/2021	<0.0005				<0.0005
2/16/2021				7.1E-05 (J)	
2/22/2021		9.7E-05 (J)			
3/15/2021			0.00019 (J)	7.8E-05 (J)	
3/16/2021	8.1E-05 (J)				
3/17/2021		9E-05 (J)			<0.0005
8/16/2021			<0.0005		
8/18/2021	<0.0005			8.7E-05 (J)	5.8E-05 (J)
8/19/2021		7.3E-05 (J)			
2/9/2022	<0.0005				<0.0005
2/10/2022		<0.0005	<0.0005	7.1E-05 (J)	
8/3/2022	<0.0005	<0.0005	<0.0005	5.6E-05 (J)	
8/4/2022					<0.0005
8/11/2022			<0.0005		
1/26/2023	<0.0005	9.9E-05 (J)			<0.0005
1/27/2023			<0.0005		

ND substitution: RL or RL/2 if <15% NDs.

Confidence Interval

Constituent: Beryllium (mg/L) Analysis Run 8/5/2024 10:14 AM View: Appendix IV

Plant Hammond Client: Southern Company Data: Hammond AP-1

	HGWC-11	HGWC-13	HGWC-7	HGWC-8	MW-19
2/1/2023				5.6E-05 (J)	
7/13/2023				7.3E-05 (J)	
7/17/2023		0.00012 (J)			
8/10/2023	6.9E-05 (J)				<0.0005
8/12/2023		0.0001 (J)	<0.0005	<0.0005	
2/14/2024			<0.0005	<0.0005	
2/15/2024	<0.0005				<0.0005
2/16/2024		<0.0005			
Mean	0.0003637	0.0003147	0.000452	0.0003403	0.0004684
Std. Dev.	0.0001918	0.0002061	0.0001311	0.0002108	0.0001181
Upper Lim.	0.0005	0.0005	0.0005	0.0005	0.0005
Lower Lim.	0.00012	9.9E-05	0.00019	7.4E-05	5.8E-05

ND substitution: RL or RL/2 if <15% NDs.

Confidence Interval

Constituent: Beryllium (mg/L) Analysis Run 8/5/2024 10:14 AM View: Appendix IV

Plant Hammond Client: Southern Company Data: Hammond AP-1

	MW-28D	MW-7
3/12/2019	<0.0005	
3/13/2019		<0.0005
4/2/2019	<0.0005	
4/3/2019		5.1E-05 (J)
9/26/2019	<0.0005	<0.0005
3/3/2020		<0.0005
3/4/2020	0.00014 (J)	
3/27/2020	<0.0005	
3/30/2020		<0.0005
9/21/2020	<0.0005	<0.0005
2/10/2021	5.4E-05 (J)	
2/15/2021		<0.0005
3/15/2021	4.8E-05 (J)	<0.0005
8/17/2021		<0.0005
8/18/2021	<0.0005	
2/8/2022		<0.0005
2/10/2022	<0.0005	
8/4/2022	<0.0005	<0.0005
1/26/2023	<0.0005	<0.0005
8/10/2023		<0.0005
8/11/2023	<0.0005	
2/14/2024	<0.0005	<0.0005
Mean	0.0004101	0.0004679
Std. Dev.	0.0001797	0.00012
Upper Lim.	0.0005	0.0005
Lower Lim.	0.00014	5.1E-05

ND substitution: RL or RL/2 if <15% NDs.

Confidence Interval

Constituent: Cadmium (mg/L) Analysis Run 8/5/2024 10:14 AM View: Appendix IV

Plant Hammond Client: Southern Company Data: Hammond AP-1

	HGWC-10	HGWC-11	HGWC-12	HGWC-7	HGWC-8
5/20/2016				<0.0005	0.00024 (J)
5/23/2016	0.000115 (J)	<0.0005	<0.0005		
7/12/2016	<0.0005	<0.0005	<0.0005	<0.0005	0.0002 (J)
9/1/2016	0.0001 (J)	<0.0005	<0.0005	<0.0005	0.0001 (J)
10/20/2016				<0.0005	0.0001 (J)
10/24/2016	0.0001 (J)	<0.0005	<0.0005		
12/6/2016				0.0002 (J)	0.0017
12/7/2016	0.0001 (J)	0.0001 (J)	0.0002 (J)		
1/25/2017				0.0002 (J)	0.0002 (J)
1/26/2017	<0.0005	<0.0005	<0.0005		
3/21/2017				0.0002 (J)	0.0002 (J)
3/22/2017	0.0001 (J)	0.0001 (J)	0.0003 (J)		
5/23/2017				0.0001 (J)	0.0003 (J)
5/24/2017	0.0002 (J)	<0.0005	9E-05 (J)		
4/3/2018				<0.0005	<0.001
4/4/2018	<0.0005	<0.0005	<0.0005		
3/12/2019					0.0002 (J)
3/13/2019	<0.0005	<0.0005		<0.0005	
3/14/2019			<0.0005		
4/2/2019				<0.0005	
4/3/2019	0.0001 (J)	9.6E-05 (J)	<0.0005		0.00032 (J)
9/24/2019					0.0002 (J)
9/25/2019				<0.0005	
9/27/2019	<0.0005	<0.0005	<0.0005		
3/3/2020	<0.0005	<0.0005	0.00015 (J)		0.00017 (J)
3/4/2020				<0.0005	
3/26/2020			<0.0005		
3/27/2020				<0.0005	0.00014 (J)
3/31/2020		<0.0005			
4/1/2020	<0.0005				
9/16/2020	<0.0005			<0.0005	0.00023 (J)
9/18/2020		<0.0005	<0.0005		
2/10/2021				<0.0005	
2/12/2021		<0.0005	<0.0005		
2/15/2021	<0.0005				
2/16/2021					0.00037 (J)
3/12/2021	<0.0005				
3/15/2021				<0.0005	0.00017 (J)
3/16/2021		<0.0005	<0.0005		
8/16/2021				<0.0005	
8/17/2021	<0.0005				
8/18/2021		<0.0005	<0.0005		0.0002 (J)
2/9/2022	<0.0005	<0.0005	<0.0005		
2/10/2022				<0.0005	0.00029 (J)
8/3/2022	<0.0005	<0.0005	<0.0005	<0.0005	0.00017 (J)
8/11/2022				<0.0005	
1/26/2023		<0.0005	<0.0005		
1/27/2023	<0.0005			0.00019 (J)	
2/1/2023					0.00014 (J)
7/13/2023					0.00031 (J)
8/10/2023	<0.0005	<0.0005	<0.0005		
8/12/2023				<0.0005	0.00044 (J)

ND substitution: RL or RL/2 if <15% NDs.

Confidence Interval

Constituent: Cadmium (mg/L) Analysis Run 8/5/2024 10:14 AM View: Appendix IV

Plant Hammond Client: Southern Company Data: Hammond AP-1

	HGWC-10	HGWC-11	HGWC-12	HGWC-7	HGWC-8
2/14/2024				<0.0005	0.00025 (J)
2/15/2024	<0.0005	<0.0005	<0.0005		
Mean	0.0003833	0.0004477	0.0004452	0.0004329	0.0002975
Std. Dev.	0.0001815	0.0001382	0.0001264	0.0001348	0.0003147
Upper Lim.	0.0005	0.0005	0.0005	0.0005	0.00031
Lower Lim.	0.000115	0.0001	0.0003	0.0002	0.00017

ND substitution: RL or RL/2 if <15% NDs.

Confidence Interval

Constituent: Cadmium (mg/L) Analysis Run 8/5/2024 10:14 AM View: Appendix IV

Plant Hammond Client: Southern Company Data: Hammond AP-1

	HGWC-9	MW-19	MW-29
5/23/2016	<0.0005		
7/12/2016	<0.0005		
9/1/2016	<0.0005		
10/20/2016	0.0002 (J)		
12/6/2016	0.0001 (J)		
1/26/2017	<0.0005		
3/22/2017	7E-05 (J)		
5/23/2017	<0.0005		
4/3/2018	<0.0005		
3/12/2019			<0.0005
3/13/2019	<0.0005		
3/14/2019		<0.0005	
4/2/2019			<0.0005
4/3/2019	<0.0005	<0.0005	
9/24/2019			<0.0005
9/27/2019	<0.0005	0.00013 (J)	
3/2/2020			<0.0005
3/4/2020	<0.0005	0.00026 (J)	
3/26/2020		0.00019 (J)	
3/30/2020			<0.0005
3/31/2020	<0.0005		
9/16/2020			<0.0005
9/17/2020	<0.0005		
9/21/2020		0.00018 (J)	
2/12/2021		0.0002 (J)	
2/15/2021			<0.0005
2/16/2021	<0.0005		
3/15/2021			<0.0005
3/16/2021	<0.0005		
3/17/2021		0.00016 (J)	
8/16/2021			<0.0005
8/17/2021	<0.0005		
8/18/2021		0.00027 (J)	
2/9/2022	<0.0005	0.0011	
2/10/2022			<0.0005
8/3/2022			<0.0005
8/4/2022	<0.0005	0.00022 (J)	
1/26/2023	<0.0005	<0.0005	<0.0005
8/10/2023		0.00018 (J)	<0.0005
8/11/2023	<0.0005		
2/14/2024			0.00053
2/15/2024	<0.0005	<0.0005	
Mean	0.0004509	0.0003493	0.0005021
Std. Dev.	0.0001313	0.0002593	8.018E-06
Upper Lim.	0.0005	0.000308	0.00053
Lower Lim.	0.0002	0.0001501	0.0005

ND substitution: RL or RL/2 if <15% NDs.

Confidence Interval

Constituent: Chromium (mg/L) Analysis Run 8/5/2024 10:14 AM View: Appendix IV

Plant Hammond Client: Southern Company Data: Hammond AP-1

	HGWC-10	HGWC-11	HGWC-12	HGWC-13	HGWC-7
5/20/2016					<0.005
5/23/2016	<0.005	<0.005	<0.005	<0.005	
7/12/2016	<0.005	<0.005	<0.005	<0.005	<0.005
9/1/2016	<0.005	<0.005	<0.005	<0.005	<0.005
10/20/2016					<0.005
10/24/2016	<0.005	<0.005	<0.005	<0.005	
12/6/2016					<0.005
12/7/2016	<0.005	<0.005	<0.005	<0.005	
1/25/2017					<0.005
1/26/2017	<0.005	<0.005	<0.005	<0.005	
3/21/2017					<0.005
3/22/2017	<0.005	0.0003 (J)	0.0004 (J)	0.0004 (J)	
5/23/2017					<0.005
5/24/2017	<0.005	<0.005	<0.005	<0.005	
4/3/2018					<0.005
4/4/2018	<0.005	<0.005	<0.005	<0.005	
3/13/2019	<0.005	<0.005		<0.005	<0.005
3/14/2019			0.0025 (J)		
4/2/2019					<0.005
4/3/2019	0.02	<0.005	<0.005		
4/5/2019				<0.005	
9/25/2019					0.071
9/26/2019				<0.005	
9/27/2019	<0.005	<0.005	<0.005		
3/3/2020	<0.005	0.00061 (J)	<0.005		
3/4/2020				<0.005	0.0016 (J)
3/26/2020			<0.005		
3/27/2020					0.0004 (J)
3/30/2020				0.00059 (J)	
3/31/2020		<0.005			
4/1/2020	<0.005				
9/16/2020	<0.005				0.00074 (J)
9/18/2020		<0.005	0.00091 (J)		
9/21/2020				0.00056 (J)	
2/10/2021					0.0014 (J)
2/12/2021		<0.005	<0.005		
2/15/2021	<0.005				
2/22/2021				<0.005	
3/12/2021	<0.005				
3/15/2021					0.0021 (J)
3/16/2021		<0.005	<0.005		
3/17/2021				<0.005	
8/16/2021					<0.005
8/17/2021	<0.005				
8/18/2021		<0.005	<0.005		
8/19/2021				<0.005	
2/9/2022	0.0011 (J)	<0.005	<0.005		
2/10/2022				<0.005	<0.005
8/3/2022	<0.005	<0.005	<0.005	<0.005	<0.005
8/11/2022					<0.005
1/26/2023		0.0012 (J)	<0.005	<0.005	
1/27/2023	0.0012 (J)				0.0014 (J)

ND substitution: RL or RL/2 if <15% NDs.

Confidence Interval

Constituent: Chromium (mg/L) Analysis Run 8/5/2024 10:14 AM View: Appendix IV

Plant Hammond Client: Southern Company Data: Hammond AP-1

	HGWC-10	HGWC-11	HGWC-12	HGWC-13	HGWC-7
7/17/2023				<0.005	
8/10/2023	<0.005	<0.005	<0.005		
8/12/2023				<0.005	<0.005
2/14/2024					<0.005
2/15/2024	<0.005	<0.005	<0.005		
2/16/2024				<0.005	
Mean	0.005317	0.00444	0.004513	0.00444	0.006818
Std. Dev.	0.003387	0.001486	0.001326	0.001515	0.01377
Upper Lim.	0.02	0.005	0.005	0.005	0.005
Lower Lim.	0.0012	0.0012	0.0025	0.00059	0.0021

ND substitution: RL or RL/2 if <15% NDs.

Confidence Interval

Constituent: Chromium (mg/L) Analysis Run 8/5/2024 10:14 AM View: Appendix IV

Plant Hammond Client: Southern Company Data: Hammond AP-1

	HGWC-8	HGWC-9	MW-19	MW-20	MW-24D
5/20/2016	<0.005				
5/23/2016		<0.005			
7/12/2016	<0.005	<0.005			
9/1/2016	<0.005	<0.005			
10/20/2016	<0.005	<0.005			
12/6/2016	<0.005	<0.005			
1/25/2017	<0.005				
1/26/2017		<0.005			
3/21/2017	0.0005 (J)				
3/22/2017		<0.005			
5/23/2017	<0.005	<0.005			
4/3/2018	<0.005	<0.005			
3/12/2019	<0.005				
3/13/2019		<0.005		<0.005	<0.005
3/14/2019			<0.005		
4/2/2019				<0.005	
4/3/2019	<0.005	<0.005	<0.005		
4/8/2019					<0.005
9/24/2019	<0.005				
9/25/2019				<0.005	
9/26/2019					0.00042 (J)
9/27/2019		<0.005	<0.005		
3/2/2020				0.00071 (J)	
3/3/2020	0.0007 (J)				
3/4/2020		<0.005	0.00066 (J)		<0.005
3/26/2020			0.00047 (J)		
3/27/2020	<0.005			0.00051 (J)	
3/30/2020					<0.005
3/31/2020		0.00052 (J)			
9/16/2020	0.0015 (J)				
9/17/2020		<0.005		<0.005	
9/21/2020			0.0014 (J)		<0.005
2/11/2021				<0.005	
2/12/2021			0.00059 (J)		
2/16/2021	<0.005	0.00067 (J)			<0.005
3/15/2021	0.00082 (J)			0.00068 (J)	
3/16/2021		<0.005			
3/17/2021			0.0022 (J)		0.0017 (J)
8/17/2021		<0.005		<0.005	
8/18/2021	<0.005		<0.005		
8/19/2021					<0.005
2/9/2022		0.0011 (J)	<0.005		
2/10/2022	<0.005			<0.005	<0.005
8/3/2022	<0.005				<0.005
8/4/2022		<0.005	<0.005	<0.005	
1/26/2023		0.0013 (J)	0.0011 (J)	<0.005	<0.005
2/1/2023	<0.005				
7/13/2023	<0.005				
8/10/2023			<0.005	<0.005	
8/11/2023		<0.005			
8/12/2023	<0.005				<0.005
2/14/2024	<0.005			<0.005	

ND substitution: RL or RL/2 if <15% NDs.

Confidence Interval

Constituent: Chromium (mg/L) Analysis Run 8/5/2024 10:14 AM View: Appendix IV

Plant Hammond Client: Southern Company Data: Hammond AP-1

	HGWC-8	HGWC-9	MW-19	MW-20	MW-24D
2/15/2024		<0.005	<0.005		<0.005
Mean	0.004313	0.004287	0.003316	0.004064	0.004437
Std. Dev.	0.001576	0.001596	0.002059	0.00186	0.001453
Upper Lim.	0.005	0.005	0.005	0.005	0.005
Lower Lim.	0.0015	0.0013	0.00066	0.00071	0.0017

ND substitution: RL or RL/2 if <15% NDs.

Confidence Interval

Constituent: Chromium (mg/L) Analysis Run 8/5/2024 10:14 AM View: Appendix IV

Plant Hammond Client: Southern Company Data: Hammond AP-1

	MW-25D	MW-26D	MW-27D	MW-28D	MW-29
3/12/2019				<0.005	<0.005
3/13/2019		<0.005	<0.005		
3/14/2019	<0.005				
4/2/2019				<0.005	<0.005
4/3/2019	<0.005	<0.005			
4/4/2019			<0.005		
9/24/2019					<0.005
9/26/2019		0.00076 (J)	<0.005	0.00081 (J)	
9/27/2019	<0.005				
3/2/2020					<0.005
3/3/2020	<0.005				
3/4/2020		0.0028 (J)	<0.005	0.0027 (J)	
3/26/2020	0.00061 (J)				
3/27/2020				<0.005	
3/30/2020					0.001 (J)
3/31/2020		0.001 (J)			
4/2/2020			<0.005		
9/16/2020					<0.005
9/17/2020		<0.005			
9/18/2020	<0.005		0.0007 (J)		
9/21/2020				0.00085 (J)	
2/10/2021				0.0014 (J)	
2/12/2021	<0.005				
2/15/2021					<0.005
2/16/2021		0.001 (J)	0.00082 (J)		
3/12/2021			<0.005		
3/15/2021				0.00078 (J)	<0.005
3/16/2021	<0.005				
3/17/2021		0.0015 (J)			
8/16/2021					<0.005
8/17/2021		<0.005	<0.005		
8/18/2021				<0.005	
8/19/2021	<0.005				
2/9/2022	<0.005	<0.005			
2/10/2022			<0.005	0.0011 (J)	<0.005
8/3/2022			<0.005		<0.005
8/4/2022	<0.005	<0.005		<0.005	
1/26/2023	0.0012 (J)	<0.005		<0.005	<0.005
1/27/2023			<0.005		
8/10/2023	<0.005				<0.005
8/11/2023		<0.005		<0.005	
8/12/2023			<0.005		
2/14/2024				<0.005	<0.005
2/15/2024	<0.005	<0.005			
2/16/2024			<0.005		
Mean	0.004415	0.003719	0.004394	0.003403	0.004714
Std. Dev.	0.001492	0.001841	0.00154	0.001968	0.001069
Upper Lim.	0.005	0.005	0.005	0.005	0.005
Lower Lim.	0.0012	0.001	0.00082	0.00085	0.001

ND substitution: RL or RL/2 if <15% NDs.

Confidence Interval

Constituent: Chromium (mg/L) Analysis Run 8/5/2024 10:14 AM View: Appendix IV

Plant Hammond Client: Southern Company Data: Hammond AP-1

	MW-5	MW-6	MW-7
3/13/2019	0.003 (J)	<0.005	<0.005
4/3/2019	0.003 (J)	<0.005	0.0023 (J)
9/25/2019	0.0052 (J)		
9/26/2019		<0.005	0.0013 (J)
3/2/2020	0.0042 (J)		
3/3/2020		0.00044 (J)	0.0015 (J)
3/26/2020	0.0044 (J)		
3/27/2020		0.00059 (J)	
3/30/2020			0.0021 (J)
9/17/2020	0.0021 (J)		
9/21/2020		<0.005	0.0017 (J)
2/15/2021			0.0015 (J)
2/16/2021	0.0032 (J)	<0.005	
3/15/2021			0.0018 (J)
3/16/2021	0.0024 (J)	<0.005	
8/17/2021	0.0018 (J)	<0.005	<0.005
2/8/2022			0.0016 (J)
2/9/2022	0.0031 (J)	<0.005	
8/3/2022	0.0015 (J)	<0.005	
8/4/2022			0.002 (J)
1/26/2023	0.0032 (J)	0.0014 (J)	0.0017 (J)
8/10/2023	0.002 (J)	<0.005	0.0015 (J)
2/14/2024		<0.005	<0.005
2/15/2024	0.0029 (J)		
Mean	0.003	0.004102	0.002429
Std. Dev.	0.001045	0.001796	0.001418
Upper Lim.	0.00374	0.005	0.005
Lower Lim.	0.00226	0.0014	0.0015

ND substitution: RL or RL/2 if <15% NDs.

Confidence Interval

Constituent: Cobalt (mg/L) Analysis Run 8/5/2024 10:14 AM View: Appendix IV

Plant Hammond Client: Southern Company Data: Hammond AP-1

	HGWC-10	HGWC-11	HGWC-12	HGWC-13	HGWC-7
5/20/2016					<0.01
5/23/2016	<0.005	<0.005	<0.01	0.00361 (J)	
7/12/2016	0.0006 (J)	0.0021 (J)	0.0018 (J)	0.0032 (J)	0.0003 (J)
9/1/2016	0.0007 (J)	0.0025 (J)	0.0016 (J)	0.0033 (J)	<0.01
10/20/2016					0.0008 (J)
10/24/2016	0.0009 (J)	0.0032 (J)	0.0017 (J)	0.004 (J)	
12/6/2016					0.0009 (J)
12/7/2016	0.0012 (J)	0.003 (J)	0.0021 (J)	0.0034 (J)	
1/25/2017					0.0005 (J)
1/26/2017	<0.005	0.0014 (J)	0.0016 (J)	0.0024 (J)	
3/21/2017					0.0005 (J)
3/22/2017	0.0006 (J)	0.0014 (J)	0.0018 (J)	0.0026 (J)	
5/23/2017					0.0005 (J)
5/24/2017	0.0006 (J)	0.0008 (J)	0.0015 (J)	0.0022 (J)	
4/3/2018					<0.01
4/4/2018	<0.005	<0.005	<0.01	<0.01	
3/13/2019	<0.005	0.00098 (J)		0.0022 (J)	0.00067 (J)
3/14/2019			0.0011 (J)		
4/2/2019					0.00069 (J)
4/3/2019	<0.005	0.0018 (J)	0.0011 (J)		
4/5/2019				0.0017 (J)	
9/25/2019					0.0026 (J)
9/26/2019				0.0042 (J)	
9/27/2019	<0.005	0.00071 (J)	0.0012 (J)		
3/3/2020	<0.005	0.00087 (J)	0.0013 (J)		
3/4/2020				0.0066	0.0011 (J)
3/26/2020			0.0012 (J)		
3/27/2020					0.00074 (J)
3/30/2020				0.0053	
3/31/2020		0.0014 (J)			
4/1/2020	<0.005				
9/16/2020	<0.005				0.00065 (J)
9/18/2020		<0.005	0.0014 (J)		
9/21/2020				0.0032 (J)	
2/10/2021					0.00081 (J)
2/12/2021		<0.005	0.0012 (J)		
2/15/2021	<0.005				
2/22/2021				0.003 (J)	
3/12/2021	<0.005				
3/15/2021					0.0014 (J)
3/16/2021		<0.005	0.0012 (J)		
3/17/2021				0.0029 (J)	
8/16/2021					0.0012 (J)
8/17/2021	<0.005				
8/18/2021		<0.005	0.0012 (J)		
8/19/2021				0.0024 (J)	
2/9/2022	<0.005	<0.005	0.0013 (J)		
2/10/2022				0.0026 (J)	0.0011 (J)
8/3/2022	<0.005	<0.005	0.0012 (J)	0.0041 (J)	0.0015 (J)
8/11/2022					0.0018 (J)
1/26/2023		<0.005	0.0012 (J)	0.012	
1/27/2023	<0.005				0.00067 (J)

ND substitution: RL or RL/2 if <15% NDs.

Confidence Interval

Constituent: Cobalt (mg/L) Analysis Run 8/5/2024 10:14 AM View: Appendix IV

Plant Hammond Client: Southern Company Data: Hammond AP-1

	HGWC-10	HGWC-11	HGWC-12	HGWC-13	HGWC-7
7/17/2023				0.018	
8/10/2023	<0.005	<0.005	0.0012 (J)		
8/12/2023				0.018	0.00061 (J)
2/14/2024					0.00084 (J)
2/15/2024	<0.005	<0.005	0.0013 (J)		
2/16/2024				0.023	
Mean	0.003896	0.003268	0.001704	0.005788	0.001453
Std. Dev.	0.001904	0.0018	0.001073	0.005805	0.001456
Upper Lim.	0.005	0.005	0.0017	0.0053	0.001543
Lower Lim.	0.0012	0.0014	0.0012	0.0026	0.0007098

ND substitution: RL or RL/2 if <15% NDs.

Confidence Interval

Constituent: Cobalt (mg/L) Analysis Run 8/5/2024 10:14 AM View: Appendix IV

Plant Hammond Client: Southern Company Data: Hammond AP-1

	HGWC-8	HGWC-9	MW-19	MW-20	MW-24D
5/20/2016	0.00207 (J)				
5/23/2016		<0.01			
7/12/2016	0.0019 (J)	0.0006 (J)			
9/1/2016	0.0023 (J)	0.0007 (J)			
10/20/2016	0.002 (J)	0.002 (J)			
12/6/2016	0.0026 (J)	0.0011 (J)			
1/25/2017	0.002 (J)				
1/26/2017		0.0006 (J)			
3/21/2017	0.0023 (J)				
3/22/2017		0.0005 (J)			
5/23/2017	0.0023 (J)	0.0006 (J)			
4/3/2018	<0.025	<0.01			
3/12/2019	0.002 (J)				
3/13/2019		0.00065 (J)		0.0011 (J)	<0.005
3/14/2019			0.025		
4/2/2019				<0.005	
4/3/2019	0.0019 (J)	0.00069 (J)	0.036		
4/8/2019					0.00025 (J)
9/24/2019	0.0015 (J)				
9/25/2019				<0.005	
9/26/2019					0.0011 (J)
9/27/2019		0.00057 (J)	0.033		
3/2/2020				<0.005	
3/3/2020	0.002 (J)				
3/4/2020		0.00053 (J)	0.048		0.00056 (J)
3/26/2020			0.045		
3/27/2020	0.0018 (J)			<0.005	
3/30/2020					<0.005
3/31/2020		0.00051 (J)			
9/16/2020	0.0019 (J)				
9/17/2020		0.0007 (J)		<0.005	
9/21/2020			0.032		<0.005
2/11/2021				<0.005	
2/12/2021			0.037		
2/16/2021	0.002 (J)	0.00061 (J)			<0.005
3/15/2021	0.0019 (J)			<0.005	
3/16/2021		0.00069 (J)			
3/17/2021			0.037		<0.005
8/17/2021		0.00045 (J)		<0.005	
8/18/2021	0.002 (J)		0.039		
8/19/2021					<0.005
2/9/2022		0.00051 (J)	0.03		
2/10/2022	0.0021 (J)			<0.005	<0.005
8/3/2022	0.0024 (J)				<0.005
8/4/2022		0.00046 (J)	0.043	<0.005	
1/26/2023		0.00068 (J)	0.022	<0.005	<0.005
2/1/2023	<0.025				
7/13/2023	0.0015 (J)				
8/10/2023			0.027	<0.005	
8/11/2023		0.00057 (J)			
8/12/2023	0.0016 (J)				<0.005
2/14/2024	0.0016 (J)			<0.005	

ND substitution: RL or RL/2 if <15% NDs.

Confidence Interval

Constituent: Cobalt (mg/L) Analysis Run 8/5/2024 10:14 AM View: Appendix IV

Plant Hammond Client: Southern Company Data: Hammond AP-1

	HGWC-8	HGWC-9	MW-19	MW-20	MW-24D
2/15/2024		0.001 (J)	0.011		<0.005
Mean	0.002861	0.001075	0.03321	0.004721	0.004065
Std. Dev.	0.002981	0.00128	0.009846	0.001042	0.001866
Upper Lim.	0.0023	0.0007	0.04019	0.005	0.005
Lower Lim.	0.0019	0.00053	0.02624	0.0011	0.0011

ND substitution: RL or RL/2 if <15% NDs.

Confidence Interval

Constituent: Cobalt (mg/L) Analysis Run 8/5/2024 10:14 AM View: Appendix IV

Plant Hammond Client: Southern Company Data: Hammond AP-1

	MW-26D	MW-27D	MW-28D	MW-29	MW-6
3/12/2019			<0.005	0.00057 (J)	
3/13/2019	<0.005	<0.005			0.00055 (J)
4/2/2019			<0.005	0.00084 (J)	
4/3/2019	<0.005				<0.005
4/4/2019		9.1E-05 (J)			
9/24/2019				0.0015 (J)	
9/26/2019	0.00053 (J)	<0.005	<0.005		0.00036 (J)
3/2/2020				0.00067 (J)	
3/3/2020					0.00094 (J)
3/4/2020	<0.005	0.00045 (J)	0.00093 (J)		
3/27/2020			<0.005		0.00059 (J)
3/30/2020				0.00063 (J)	
3/31/2020	0.0003 (J)				
4/2/2020		<0.005			
9/16/2020				0.0013 (J)	
9/17/2020	<0.005				
9/18/2020		<0.005			
9/21/2020			<0.005		0.00041 (J)
2/10/2021			<0.005		
2/15/2021				0.00097 (J)	
2/16/2021	0.00045 (J)	0.0004 (J)			0.00045 (J)
3/12/2021		<0.005			
3/15/2021			<0.005	0.0011 (J)	
3/16/2021					0.00042 (J)
3/17/2021	0.00044 (J)				
8/16/2021				0.0014 (J)	
8/17/2021	0.00045 (J)	<0.005			<0.005
8/18/2021			<0.005		
2/9/2022	0.00059 (J)				0.00059 (J)
2/10/2022		<0.005	<0.005	0.00089 (J)	
8/3/2022		<0.005		0.0012 (J)	0.00041 (J)
8/4/2022	0.00048 (J)		<0.005		
1/26/2023	0.00051 (J)		<0.005	0.00056 (J)	0.00044 (J)
1/27/2023		<0.005			
8/10/2023				<0.005	0.00041 (J)
8/11/2023	<0.005		<0.005		
8/12/2023		<0.005			
2/14/2024			<0.005	0.00052 (J)	0.00035 (J)
2/15/2024	0.00054 (J)				
2/16/2024		<0.005			
Mean	0.002092	0.003996	0.004709	0.001046	0.00078
Std. Dev.	0.00225	0.001997	0.001088	0.0005308	0.0007439
Upper Lim.	0.005	0.005	0.005	0.001359	0.00094
Lower Lim.	0.00044	0.00045	0.00093	0.0006853	0.00036

ND substitution: RL or RL/2 if <15% NDs.

Confidence Interval

Constituent: Combined Radium 226 + 228 (pCi/L) Analysis Run 8/5/2024 10:14 AM View: Appendix IV

Plant Hammond Client: Southern Company Data: Hammond AP-1

	HGWC-10	HGWC-11	HGWC-12	HGWC-13	HGWC-7
5/20/2016					0.62 (U)
5/23/2016	0.419 (U)	0.509 (U)	1.12	0.625 (U)	
7/12/2016	0.855	0.784 (U)	1.61	0.478 (U)	0.283 (U)
9/1/2016	0.844 (U)	0.261 (U)	1.23	0.595 (U)	0.703 (U)
10/20/2016					1.97
10/24/2016	0.917 (U)	1.42	1.98	1.54	
12/6/2016					2
12/7/2016	0.558 (U)	0.781 (U)	0.319 (U)	0.657 (U)	
1/25/2017					1.06 (U)
1/26/2017	0.922 (U)	0.842 (U)	0.54 (U)	1.22	
3/21/2017					0.668 (U)
3/22/2017	0.751 (U)	0.318 (U)	0.635 (U)	0.285 (U)	
5/23/2017					0.621 (U)
5/24/2017	0.725 (U)	0.687 (U)	1.01	0.655 (U)	
4/3/2018					0.538 (U)
4/4/2018	0.715 (U)	1.5	0.956	0.882 (U)	
6/5/2018	0.718 (U)	0.549 (U)		1.1 (U)	0.985 (U)
6/6/2018			0.424 (U)		
10/2/2018	0.948				0.837 (U)
10/3/2018		1.48	0.57 (U)		
10/5/2018				0.558 (U)	
3/13/2019	1.19 (U)	0.584 (U)		0.39 (U)	0.403 (U)
3/14/2019			0.992 (U)		
4/2/2019					0.865 (U)
4/3/2019	1.82 (U)	0.36 (U)	0.734 (U)		
4/5/2019				0.422 (U)	
9/25/2019					0.884 (U)
9/26/2019				0.939 (U)	
9/27/2019	1.16 (U)	1.78	0.958 (U)		
3/3/2020	0.667 (U)	0.716 (U)	0.971 (U)		
3/4/2020				0.708 (U)	0.624 (U)
3/26/2020			0.209 (U)		
3/27/2020					0.485 (U)
3/30/2020				0.602 (U)	
3/31/2020		1.3 (U)			
4/1/2020	0.235 (U)				
9/16/2020	0 (U)				0.135 (U)
9/18/2020		1.24 (U)	0.916 (U)		
9/21/2020				1.53	
2/10/2021					0.281 (U)
2/12/2021		1.1	0.236 (U)		
2/15/2021	1.91				
2/22/2021				1.02	
3/12/2021	1.12 (U)				
3/15/2021					0.666 (U)
3/16/2021		1.71	0.245 (U)		
3/17/2021				1.45 (U)	
8/16/2021					0.143 (U)
8/17/2021	0.595 (U)				
8/18/2021		0.919 (U)	0.919 (U)		
8/19/2021				0.764 (U)	
2/9/2022	0.49 (U)	0.444 (U)	0.564 (U)		

Confidence Interval

Constituent: Combined Radium 226 + 228 (pCi/L) Analysis Run 8/5/2024 10:14 AM View: Appendix IV

Plant Hammond Client: Southern Company Data: Hammond AP-1

	HGWC-10	HGWC-11	HGWC-12	HGWC-13	HGWC-7
2/10/2022				0.442 (U)	0.175 (U)
8/3/2022	0.454 (U)	0.823 (U)	0.418 (U)	0.54 (U)	0.42 (U)
8/11/2022					0.461 (U)
1/26/2023		0.441 (U)	0.877	0.719	
1/27/2023	1.2				0.45 (U)
8/10/2023	0.831 (U)	0.273 (U)	0.453 (U)		
8/12/2023				0.58 (U)	0.729 (U)
2/14/2024					0.401 (U)
2/15/2024	0.31 (U)	0.819 (U)	0.364 (U)		
2/16/2024				0.338 (U)	
Mean	0.8142	0.8656	0.77	0.7616	0.6695
Std. Dev.	0.4363	0.4579	0.4339	0.3636	0.4602
Upper Lim.	1.032	1.094	0.9863	0.9428	0.8168
Lower Lim.	0.5967	0.6374	0.5537	0.5803	0.4264

Confidence Interval

Constituent: Combined Radium 226 + 228 (pCi/L) Analysis Run 8/5/2024 10:14 AM View: Appendix IV

Plant Hammond Client: Southern Company Data: Hammond AP-1

	HGWC-8	HGWC-9	MW-19	MW-20	MW-24D
5/20/2016	0.56 (U)				
5/23/2016		0.826 (U)			
7/12/2016	0.636 (U)	0.511 (U)			
9/1/2016	0.818 (U)	0.762 (U)			
10/20/2016	1.04 (U)	1.17			
12/6/2016	0.771 (U)	0.126 (U)			
1/25/2017	0.859 (U)				
1/26/2017		0.515 (U)			
3/21/2017	0.851 (U)				
3/22/2017		0.451 (U)			
5/23/2017	0.705 (U)	0.924 (U)			
4/3/2018	0.311 (U)	0.732 (U)			
6/6/2018	0.896 (U)	0.813 (U)			
10/2/2018	1.21	0.61 (U)			
3/12/2019	0.544 (U)				
3/13/2019		1 (U)		0.538 (U)	0.311 (U)
3/14/2019			0.347 (U)		
4/2/2019				1.02 (U)	
4/3/2019	0.885 (U)	0.156 (U)	0.884 (U)		
4/8/2019					0.573 (U)
9/24/2019	1.3				
9/25/2019				1.35 (U)	
9/26/2019					0.878 (U)
9/27/2019		0.428 (U)	0.534 (U)		
3/2/2020				0.653 (U)	
3/3/2020	0.835 (U)				
3/4/2020		1.03	1.04		0.333 (U)
3/26/2020			1.1 (U)		
3/27/2020	1.04 (U)			0.1 (U)	
3/30/2020					0.107 (U)
3/31/2020		1.2 (U)			
9/16/2020	0.526 (U)				
9/17/2020		1.38 (U)		0.469 (U)	
9/21/2020			1.36 (U)		1.23 (U)
2/11/2021				0.334 (U)	
2/12/2021			0.764 (U)		
2/16/2021	0.764 (U)	1.17 (U)			0.156 (U)
3/15/2021	1.3 (U)			1.24 (U)	
3/16/2021		0.446 (U)			
3/17/2021			0.466 (U)		0.174 (U)
8/17/2021		0.771 (U)		0.709 (U)	
8/18/2021	1.02 (U)		0.642 (U)		
8/19/2021					0.227 (U)
2/9/2022		0.198 (U)	0.245 (U)		
2/10/2022	0.945 (U)			0.32 (U)	0.178 (U)
8/3/2022	0.455 (U)				0.263 (U)
8/4/2022		0.597 (U)	0.509 (U)	1.05 (U)	
1/26/2023		0.516 (U)	0.333 (U)	0.561 (U)	0.0906 (U)
2/1/2023	0.241 (U)				
8/10/2023			0.437 (U)	0.469 (U)	
8/11/2023		0.867 (U)			
8/12/2023	0.767 (U)				0.481 (U)

Confidence Interval

Constituent: Combined Radium 226 + 228 (pCi/L) Analysis Run 8/5/2024 10:14 AM View: Appendix IV

Plant Hammond Client: Southern Company Data: Hammond AP-1

	HGWC-8	HGWC-9	MW-19	MW-20	MW-24D
2/14/2024	0.529 (U)			0.341 (U)	
2/15/2024		0.461 (U)	0.459 (U)		0.5 (U)
Mean	0.7923	0.7064	0.6514	0.6539	0.393
Std. Dev.	0.2781	0.337	0.3319	0.3753	0.3241
Upper Lim.	0.931	0.8744	0.8865	0.9197	0.5634
Lower Lim.	0.6537	0.5384	0.4164	0.388	0.1759

Confidence Interval

Constituent: Combined Radium 226 + 228 (pCi/L) Analysis Run 8/5/2024 10:14 AM View: Appendix IV

Plant Hammond Client: Southern Company Data: Hammond AP-1

	MW-25D	MW-26D	MW-27D	MW-28D	MW-29
3/12/2019				0.926 (U)	1.37
3/13/2019		0.627 (U)	1.81		
3/14/2019	1.28 (U)				
4/2/2019				0.479 (U)	0.62 (U)
4/3/2019	0.662 (U)	0.205 (U)			
4/4/2019			1.33		
9/24/2019					0.675 (U)
9/26/2019		0.912 (U)	0.974 (U)	0.997 (U)	
9/27/2019	0.945 (U)				
3/2/2020					0.413 (U)
3/3/2020	1.36				
3/4/2020		1.27 (U)	1.12	1.31	
3/26/2020	0.793 (U)				
3/27/2020				1.59	
3/30/2020					0.885 (U)
3/31/2020		1.65			
4/2/2020			2.48		
9/16/2020					0.193 (U)
9/17/2020		0.42 (U)			
9/18/2020	1.17 (U)		1.13 (U)		
9/21/2020				1.39 (U)	
2/10/2021				0.201 (U)	
2/12/2021	1.17				
2/15/2021					1.17 (U)
2/16/2021		0.505 (U)	1.21		
3/12/2021			0.649 (U)		
3/15/2021				0.564 (U)	0.436 (U)
3/16/2021	0.742 (U)				
3/17/2021		0.165 (U)			
8/16/2021					0.208 (U)
8/17/2021		0.0468 (U)	1.06 (U)		
8/18/2021				0.876 (U)	
8/19/2021	0.935 (U)				
2/9/2022	0.754 (U)	0.0677 (U)			
2/10/2022			0.809 (U)	1.96 (U)	0.594 (U)
8/3/2022			0.685 (U)		0.581 (U)
8/4/2022	1.65	0.0273 (U)		0.84 (U)	
1/26/2023	1.1	0.386 (U)		0.821	0.793 (U)
1/27/2023			1.1		
8/10/2023	0.972				0.244 (U)
8/11/2023		0.55 (U)		2.66	
8/12/2023			0.645 (U)		
2/14/2024				0.79 (U)	0.0655 (U)
2/15/2024	0.938	0.418 (U)			
2/16/2024			1.31		
Mean	1.034	0.5178	1.165	1.1	0.5891
Std. Dev.	0.2744	0.4756	0.4918	0.6418	0.3757
Upper Lim.	1.228	0.7738	1.463	1.555	0.8552
Lower Lim.	0.8393	0.1681	0.8287	0.6457	0.323

Confidence Interval

Constituent: Combined Radium 226 + 228 (pCi/L) Analysis Run 8/5/2024 10:14 AM View: Appendix IV

Plant Hammond Client: Southern Company Data: Hammond AP-1

	MW-5	MW-6	MW-7
3/13/2019	0.621 (U)	2.07	1.23
4/3/2019	0.932 (U)	0.872 (U)	1.05 (U)
9/25/2019	0.798 (U)		
9/26/2019		0.745 (U)	0.947 (U)
3/2/2020	0.964 (U)		
3/3/2020		0.757 (U)	1.15
3/26/2020	1.1		
3/27/2020		0.758 (U)	
3/30/2020			0.83 (U)
9/17/2020	0.618 (U)		
9/21/2020		0.796 (U)	1.55 (U)
2/15/2021			0.892 (U)
2/16/2021	0.466 (U)	0.198 (U)	
3/15/2021			0.386 (U)
3/16/2021	1.22	0.727 (U)	
8/17/2021	0.304 (U)	0.557 (U)	0.183 (U)
2/8/2022			0.417 (U)
2/9/2022	0.567 (U)	0.619 (U)	
8/3/2022	0.63 (U)	0.543 (U)	
8/4/2022			1.18 (U)
1/26/2023	0.909	0.493 (U)	0.318 (U)
8/10/2023	0.599 (U)	0.839 (U)	0.239 (U)
2/14/2024		0.441 (U)	0.089 (U)
2/15/2024	0.463 (U)		
Mean	0.7279	0.7439	0.7472
Std. Dev.	0.2645	0.4234	0.4658
Upper Lim.	0.9153	0.9444	1.077
Lower Lim.	0.5405	0.4622	0.4173

Confidence Interval

Constituent: Fluoride (mg/L) Analysis Run 8/5/2024 10:14 AM View: Appendix IV

Plant Hammond Client: Southern Company Data: Hammond AP-1

	HGWC-10	HGWC-11	HGWC-12	HGWC-13	HGWC-7
5/20/2016					0.0828 (J)
5/23/2016	0.0394 (J)	0.203 (J)	0.212 (J)	0.2587 (J)	
7/12/2016	0.15 (J)	0.44	0.31	0.53	0.2 (J)
9/1/2016	0.5	0.67	0.62	0.74	0.51
10/20/2016					0.4
10/24/2016	0.06 (J)	0.26 (J)	0.19 (J)	0.31	
12/6/2016					0.26 (J)
12/7/2016	0.44	0.55	0.73	1	
1/25/2017					0.24 (J)
1/26/2017	0.29 (J)	0.27 (J)	0.12 (J)	0.68	
3/21/2017					0.13 (J)
3/22/2017	0.34	0.66	0.44	0.76	
5/23/2017					0.11 (J)
5/24/2017	0.13 (J)	0.35	0.34	0.54	
10/3/2017	0.46	0.56	0.58	0.83	0.17 (J)
4/3/2018					<0.3
4/4/2018	<0.1	0.39	<0.3	0.65	
6/5/2018	<0.1	0.24 (J)		0.47	0.099 (J)
6/6/2018			0.21 (J)		
10/2/2018	0.17 (J)				<0.3
10/3/2018		0.31	0.15 (J)		
10/5/2018				0.77	
3/13/2019	0.17 (J)	0.51		0.78	0.12 (J)
3/14/2019			1.1		
4/2/2019					0.097 (J)
4/3/2019	0.082 (J)	0.43	0.3 (J)		
4/5/2019				0.83	
9/25/2019					0.1 (J)
9/26/2019				0.64	
9/27/2019	0.17 (J)	0.42	0.26 (J)		
3/3/2020	0.11 (J)	0.24 (J)	0.21 (J)		
3/4/2020				0.37	0.077 (J)
3/26/2020			0.17 (J)		
3/27/2020					0.059 (J)
3/30/2020				0.44	
3/31/2020		0.19 (J)			
4/1/2020	0.12 (J)				
6/17/2020					0.077 (J)
9/16/2020	<0.1				0.081 (J)
9/18/2020		0.15	0.15		
9/21/2020				0.44	
2/10/2021					0.085 (J)
2/12/2021		0.17	0.19		
2/15/2021	0.08 (J)				
2/22/2021				0.55	
3/12/2021	0.054 (J)				
3/15/2021					0.086 (J)
3/16/2021		0.21	0.2		
3/17/2021				0.65	
8/16/2021					0.084 (J)
8/17/2021	<0.1				
8/18/2021		0.21	0.15		

ND substitution: RL or RL/2 if <15% NDs.

Confidence Interval

Constituent: Fluoride (mg/L) Analysis Run 8/5/2024 10:14 AM View: Appendix IV

Plant Hammond Client: Southern Company Data: Hammond AP-1

	HGWC-10	HGWC-11	HGWC-12	HGWC-13	HGWC-7
8/19/2021				0.53	
2/9/2022	0.12	0.2	0.2		
2/10/2022				0.53	0.083 (J)
8/3/2022	0.13	0.22	0.21	0.55	0.11
8/11/2022					0.11
1/26/2023		0.2	0.21	0.4	
1/27/2023	0.16				0.1
7/17/2023				0.32	
8/10/2023	0.05 (J)	0.15	0.17		
8/12/2023				0.32	0.071 (J)
2/14/2024					0.081 (J)
2/15/2024	0.12	0.21	0.19		
2/16/2024				0.33	
Mean	0.1671	0.3236	0.2985	0.5637	0.1401
Std. Dev.	0.129	0.159	0.2264	0.1926	0.1028
Upper Lim.	0.1727	0.3825	0.31	0.6555	0.15
Lower Lim.	0.07629	0.239	0.17	0.4718	0.083

Confidence Interval

Constituent: Fluoride (mg/L) Analysis Run 8/5/2024 10:14 AM View: Appendix IV

Plant Hammond Client: Southern Company Data: Hammond AP-1

	HGWC-8	HGWC-9	MW-19	MW-20	MW-24D
5/20/2016	0.499				
5/23/2016		<0.3			
7/12/2016	0.67	0.24 (J)			
9/1/2016	0.94	0.46			
10/20/2016	0.56	0.56			
12/6/2016	0.76	0.31			
1/25/2017	1.1				
1/26/2017		0.004 (J)			
3/21/2017	0.46				
3/22/2017		0.28 (J)			
5/23/2017	0.65	0.29 (J)			
10/3/2017	0.66	0.53			
4/3/2018	0.39	<0.3			
6/6/2018	0.46	0.12 (J)			
10/2/2018	0.51	0.031 (J)			
3/12/2019	0.58				
3/13/2019		0.14 (J)		0.072 (J)	0.074 (J)
3/14/2019			0.35		
4/2/2019				<0.1	
4/3/2019	0.63	0.14 (J)	0.19 (J)		
4/8/2019					0.048 (J)
9/24/2019	0.49				
9/25/2019				<0.1	
9/26/2019					0.18 (J)
9/27/2019		0.26 (J)	0.53		
3/2/2020				<0.1	
3/3/2020	0.45				
3/4/2020		0.08 (J)	0.096 (J)		0.051 (J)
3/26/2020			0.12 (J)		
3/27/2020	0.46			<0.1	
3/30/2020					0.064 (J)
3/31/2020		0.074 (J)			
6/16/2020	0.45				
9/16/2020	0.53				
9/17/2020		0.1		<0.1	
9/21/2020			0.17		<0.1
2/11/2021				<0.1	
2/12/2021			0.16		
2/16/2021	0.47	0.096 (J)			<0.1
3/15/2021	0.51			<0.1	
3/16/2021		0.098 (J)			
3/17/2021			0.18		<0.1
8/17/2021		0.095 (J)		<0.1	
8/18/2021	0.41		0.12		
8/19/2021					<0.1
2/9/2022		0.1	0.076 (J)		
2/10/2022	0.42			<0.1	0.051 (J)
8/3/2022	0.44				0.075 (J)
8/4/2022		0.13	0.18	0.074 (J)	
1/26/2023		0.11	0.098 (J)	0.081 (J)	0.083 (J)
2/1/2023	0.4				
7/13/2023	0.49				

ND substitution: RL or RL/2 if <15% NDs.

Confidence Interval

Constituent: Fluoride (mg/L) Analysis Run 8/5/2024 10:14 AM View: Appendix IV

Plant Hammond Client: Southern Company Data: Hammond AP-1

	HGWC-8	HGWC-9	MW-19	MW-20	MW-24D
8/10/2023			0.14	<0.1	
8/11/2023		0.12			
8/12/2023	0.59				0.08 (J)
2/14/2024	0.3			0.06 (J)	
2/15/2024		0.087 (J)	0.06 (J)		0.12
Mean	0.5457	0.1829	0.1764	0.09193	0.08757
Std. Dev.	0.1685	0.1457	0.1239	0.01389	0.03445
Upper Lim.	0.6094	0.2264	0.235	0.1	0.09702
Lower Lim.	0.4654	0.1021	0.09868	0.074	0.05496

ND substitution: RL or RL/2 if <15% NDs.

Confidence Interval

Constituent: Fluoride (mg/L) Analysis Run 8/5/2024 10:14 AM View: Appendix IV

Plant Hammond Client: Southern Company Data: Hammond AP-1

	MW-25D	MW-26D	MW-27D	MW-28D	MW-29
3/12/2019				0.24 (J)	0.07 (J)
3/13/2019		0.052 (J)	0.28 (J)		
3/14/2019	2.2				
4/2/2019				0.18 (J)	0.045 (J)
4/3/2019	1.6	0.044 (J)			
4/4/2019			0.26 (J)		
9/24/2019					0.18 (J)
9/26/2019		0.19 (J)	0.42	0.22 (J)	
9/27/2019	1.5				
3/2/2020					<0.1
3/3/2020	1.4				
3/4/2020		0.052 (J)	0.25 (J)	0.26 (J)	
3/26/2020	1.6				
3/27/2020				0.26 (J)	
3/30/2020					<0.1
3/31/2020		<0.3			
4/2/2020			0.24 (J)		
9/16/2020					<0.1
9/17/2020		0.069 (J)			
9/18/2020	1.6		0.22		
9/21/2020				0.1	
2/10/2021				0.16	
2/12/2021	1.6				
2/15/2021					<0.1
2/16/2021		0.071 (J)	0.25		
3/12/2021			0.24		
3/15/2021				0.24	<0.1
3/16/2021	1.7				
3/17/2021		0.072 (J)			
8/16/2021					<0.1
8/17/2021		0.075 (J)	0.24		
8/18/2021				0.14	
8/19/2021	1.5				
2/9/2022	1.7	0.092 (J)			
2/10/2022			0.25	0.22	<0.1
8/3/2022			0.27		0.069 (J)
8/4/2022	1.5	0.12		0.19	
1/26/2023	1.6	0.11		0.22	0.068 (J)
1/27/2023			0.3		
8/10/2023	1.5				<0.1
8/11/2023		0.083 (J)		0.26	
8/12/2023			0.26		
2/14/2024				0.16	0.058 (J)
2/15/2024	1.4	0.097 (J)			
2/16/2024			0.2		
Mean	1.6	0.09121	0.2629	0.2036	0.09214
Std. Dev.	0.1961	0.04051	0.05136	0.04986	0.03188
Upper Lim.	1.7	0.1199	0.28	0.2389	0.18
Lower Lim.	1.4	0.06252	0.22	0.1683	0.068

ND substitution: RL or RL/2 if <15% NDs.

Confidence Interval

Constituent: Fluoride (mg/L) Analysis Run 8/5/2024 10:14 AM View: Appendix IV

Plant Hammond Client: Southern Company Data: Hammond AP-1

	MW-5	MW-6	MW-7
3/13/2019	0.1 (J)	0.19 (J)	0.069 (J)
4/3/2019	0.049 (J)	0.15 (J)	<0.1
9/25/2019	0.076 (J)		
9/26/2019		0.19 (J)	0.17 (J)
3/2/2020	0.065 (J)		
3/3/2020		0.062 (J)	<0.1
3/26/2020	0.082 (J)		
3/27/2020		<0.1	
3/30/2020			<0.1
9/17/2020	0.094 (J)		
9/21/2020		<0.1	<0.1
2/15/2021			<0.1
2/16/2021	0.051 (J)	0.059 (J)	
3/15/2021			<0.1
3/16/2021	<0.1	0.06 (J)	
8/17/2021	<0.1	0.055 (J)	<0.1
2/8/2022			<0.1
2/9/2022	0.056 (J)	0.059 (J)	
8/3/2022	0.094 (J)	0.085 (J)	
8/4/2022			0.078 (J)
1/26/2023	0.087 (J)	0.088 (J)	0.06 (J)
8/10/2023	0.066 (J)	0.053 (J)	<0.1
2/14/2024		0.076 (J)	0.053 (J)
2/15/2024	0.086 (J)		
Mean	0.07186	0.08764	0.095
Std. Dev.	0.01874	0.0505	0.02746
Upper Lim.	0.08513	0.15	0.17
Lower Lim.	0.05858	0.053	0.069

ND substitution: RL or RL/2 if <15% NDs.

Confidence Interval

Constituent: Lead (mg/L) Analysis Run 8/5/2024 10:14 AM View: Appendix IV

Plant Hammond Client: Southern Company Data: Hammond AP-1

	HGWC-10	HGWC-11	HGWC-12	HGWC-13	HGWC-7
5/20/2016					<0.001
5/23/2016	<0.001	<0.001	<0.001	<0.001	
7/12/2016	<0.001	<0.001	<0.001	<0.001	<0.001
9/1/2016	<0.001	<0.001	<0.001	<0.001	<0.001
10/20/2016					<0.001
10/24/2016	<0.001	<0.001	<0.001	<0.001	
12/6/2016					0.0001 (J)
12/7/2016	<0.001	<0.001	<0.001	<0.001	
1/25/2017					0.0001 (J)
1/26/2017	<0.001	<0.001	<0.001	<0.001	
3/21/2017					9E-05 (J)
3/22/2017	<0.001	0.0003 (J)	<0.001	7E-05 (J)	
5/23/2017					8E-05 (J)
5/24/2017	<0.001	9E-05 (J)	<0.001	<0.001	
4/3/2018					<0.001
4/4/2018	<0.001	<0.001	<0.001	<0.001	
3/13/2019	<0.001	<0.001		<0.001	<0.001
3/14/2019			<0.001		
3/3/2020	<0.001	0.00021 (J)	5.6E-05 (J)		
3/4/2020				0.00014 (J)	0.00051 (J)
3/26/2020			0.00043 (J)		
3/27/2020					5.4E-05 (J)
3/30/2020				0.0001 (J)	
3/31/2020		0.0003 (J)			
4/1/2020	5E-05 (J)				
9/16/2020	<0.001				0.0002 (J)
9/18/2020		6E-05 (J)	9.6E-05 (J)		
9/21/2020				0.00015 (J)	
2/10/2021					0.00056 (J)
2/12/2021		<0.001	6.7E-05 (J)		
2/15/2021	<0.001				
2/22/2021				0.00018 (J)	
3/12/2021	<0.001				
3/15/2021					0.0013
3/16/2021		9.9E-05 (J)	8.9E-05 (J)		
3/17/2021				0.00015 (J)	
8/16/2021					<0.001
8/17/2021	<0.001				
8/18/2021		<0.001	<0.001		
8/19/2021				<0.001	
2/9/2022	<0.001	<0.001	<0.001		
2/10/2022				<0.001	<0.001
8/3/2022	<0.001	<0.001	<0.001	<0.001	<0.001
8/11/2022					<0.001
1/26/2023		<0.001	<0.001	<0.001	
1/27/2023	<0.001				<0.001
7/17/2023				<0.001	
8/10/2023	<0.001	<0.001	<0.001		
8/12/2023				<0.001	<0.001
2/14/2024					<0.001
2/15/2024	<0.001	<0.001	<0.001		
2/16/2024				<0.001	

ND substitution: RL or RL/2 if <15% NDs.

Confidence Interval

Constituent: Lead (mg/L) Analysis Run 8/5/2024 10:14 AM View: Appendix IV

Plant Hammond Client: Southern Company Data: Hammond AP-1

	HGWC-10	HGWC-11	HGWC-12	HGWC-13	HGWC-7
Mean	0.0009548	0.0007647	0.000797	0.0007632	0.000727
Std. Dev.	0.0002073	0.000385	0.0003787	0.0003963	0.0004205
Upper Lim.	0.001	0.001	0.001	0.001	0.001
Lower Lim.	5E-05	0.0003	0.00043	0.00018	0.0002

Confidence Interval

Constituent: Lead (mg/L) Analysis Run 8/5/2024 10:14 AM View: Appendix IV

Plant Hammond Client: Southern Company Data: Hammond AP-1

	HGWC-8	HGWC-9	MW-19	MW-20	MW-24D
5/20/2016	<0.001				
5/23/2016		<0.001			
7/12/2016	<0.001	<0.001			
9/1/2016	<0.001	<0.001			
10/20/2016	<0.001	<0.001			
12/6/2016	<0.001	0.0002 (J)			
1/25/2017	<0.001				
1/26/2017		0.0001 (J)			
3/21/2017	<0.001				
3/22/2017		<0.001			
5/23/2017	<0.001	0.0001 (J)			
4/3/2018	<0.001	<0.001			
3/12/2019	<0.001				
3/13/2019		<0.001		<0.001	<0.001
3/14/2019			<0.001		
3/2/2020				0.00017 (J)	
3/3/2020	0.00013 (J)				
3/4/2020		8.4E-05 (J)	0.00011 (J)		0.00019 (J)
3/26/2020			<0.001		
3/27/2020	<0.001			0.00013 (J)	
3/30/2020					6.4E-05 (J)
3/31/2020		0.00014 (J)			
9/16/2020	0.0002 (J)				
9/17/2020		0.00022 (J)		<0.001	
9/21/2020			8.5E-05 (J)		4.2E-05 (J)
2/11/2021				3.9E-05 (J)	
2/12/2021			7.1E-05 (J)		
2/16/2021	8.6E-05 (J)	0.0002 (J)			0.00012 (J)
3/15/2021	0.00011 (J)			0.0001 (J)	
3/16/2021		0.00027 (J)			
3/17/2021			3.8E-05 (J)		4E-05 (J)
8/17/2021		<0.001		<0.001	
8/18/2021	<0.001		<0.001		
8/19/2021					<0.001
2/9/2022		<0.001	<0.001		
2/10/2022	<0.001			<0.001	<0.001
8/3/2022	<0.001				<0.001
8/4/2022		<0.001	<0.001	<0.001	
1/26/2023		<0.001	<0.001	<0.001	<0.001
2/1/2023	<0.001				
7/13/2023	0.00013 (J)				
8/10/2023			<0.001	<0.001	
8/11/2023		<0.001			
8/12/2023	<0.001				<0.001
2/14/2024	<0.001			<0.001	
2/15/2024		<0.001	<0.001		<0.001
Mean	0.0008025	0.0006816	0.000692	0.0007033	0.0006213
Std. Dev.	0.0003731	0.0004178	0.0004552	0.0004393	0.0004696
Upper Lim.	0.001	0.001	0.001	0.001	0.001
Lower Lim.	0.0002	0.0002	7.1E-05	0.0001	4.2E-05

ND substitution: RL or RL/2 if <15% NDs.

Confidence Interval

Constituent: Lead (mg/L) Analysis Run 8/5/2024 10:14 AM View: Appendix IV

Plant Hammond Client: Southern Company Data: Hammond AP-1

	MW-26D	MW-27D	MW-28D	MW-29	MW-5
3/12/2019			<0.001	<0.001	
3/13/2019	<0.001	<0.001			<0.001
3/2/2020				9E-05 (J)	4.7E-05 (J)
3/4/2020	<0.001	<0.001	0.001 (J)		
3/26/2020					<0.001
3/27/2020			6.2E-05 (J)		
3/30/2020				0.00011 (J)	
3/31/2020	0.0001 (J)				
4/2/2020		0.00013 (J)			
9/16/2020				<0.001	
9/17/2020	<0.001				<0.001
9/18/2020		<0.001			
9/21/2020			0.00018 (J)		
2/10/2021			0.00044 (J)		
2/15/2021				5.2E-05 (J)	
2/16/2021	8E-05 (J)	0.00043 (J)			<0.001
3/12/2021		<0.001			
3/15/2021			0.00034 (J)	<0.001	
3/16/2021					<0.001
3/17/2021	<0.001				
8/16/2021				<0.001	
8/17/2021	<0.001	<0.001			<0.001
8/18/2021			<0.001		
2/9/2022	<0.001				<0.001
2/10/2022		<0.001	<0.001	<0.001	
8/3/2022		<0.001		<0.001	<0.001
8/4/2022	<0.001		<0.001		
1/26/2023	<0.001		<0.001	<0.001	<0.001
1/27/2023		<0.001			
8/10/2023				<0.001	<0.001
8/11/2023	<0.001		<0.001		
8/12/2023		<0.001			
2/14/2024			<0.001	<0.001	
2/15/2024	<0.001				<0.001
2/16/2024		<0.001			
Mean	0.0008483	0.00088	0.0007518	0.000771	0.0009206
Std. Dev.	0.0003542	0.0002875	0.0003769	0.0004145	0.0002751
Upper Lim.	0.001	0.001	0.001	0.001	0.001
Lower Lim.	0.0001	0.00043	0.00018	9E-05	4.7E-05

ND substitution: RL or RL/2 if <15% NDs.

Confidence Interval

Constituent: Lead (mg/L) Analysis Run 8/5/2024 10:14 AM View: Appendix IV

Plant Hammond Client: Southern Company Data: Hammond AP-1

	MW-6	MW-7
3/13/2019	<0.001	<0.001
3/3/2020	0.00013 (J)	6.2E-05 (J)
3/27/2020	<0.001	
3/30/2020		<0.001
9/21/2020	0.00026 (J)	<0.001
2/15/2021		<0.001
2/16/2021	8.4E-05 (J)	
3/15/2021		<0.001
3/16/2021	3.6E-05 (J)	
8/17/2021	<0.001	<0.001
2/8/2022		<0.001
2/9/2022	<0.001	
8/3/2022	<0.001	
8/4/2022		<0.001
1/26/2023	<0.001	<0.001
8/10/2023	<0.001	<0.001
2/14/2024	<0.001	<0.001
Mean	0.0007092	0.0009218
Std. Dev.	0.0004325	0.0002708
Upper Lim.	0.001	0.001
Lower Lim.	8.4E-05	6.2E-05

ND substitution: RL or RL/2 if <15% NDs.

Confidence Interval

Constituent: Lithium (mg/L) Analysis Run 8/5/2024 10:14 AM View: Appendix IV

Plant Hammond Client: Southern Company Data: Hammond AP-1

	HGWC-12	HGWC-13	HGWC-7	HGWC-8	HGWC-9
5/20/2016			<0.03	<0.03	
5/23/2016	0.0107 (J)	0.0422 (J)			<0.03
7/12/2016	0.0113 (J)	0.0366 (J)	0.0021 (J)	0.0023 (J)	0.004 (J)
9/1/2016	0.0118 (J)	0.04 (J)	0.0025 (J)	0.0029 (J)	0.0044 (J)
10/20/2016			0.0021 (J)	0.0027 (J)	0.0027 (J)
10/24/2016	0.0114 (J)	0.0435 (J)			
12/6/2016			0.0026 (J)	0.0032 (J)	0.005 (J)
12/7/2016	0.0155 (J)	0.0477 (J)			
1/25/2017			0.0024 (J)	0.0026 (J)	
1/26/2017	0.0099 (J)	0.0342 (J)			0.0042 (J)
3/21/2017			0.0026 (J)	0.0029 (J)	
3/22/2017	0.0098 (J)	0.0353 (J)			0.0043 (J)
5/23/2017			0.0026 (J)	0.0029 (J)	0.0048 (J)
5/24/2017	0.0105 (J)	0.0317 (J)			
4/3/2018			0.0023 (J)	0.0025 (J)	0.0043 (J)
4/4/2018	0.008 (J)	0.031 (J)			
6/5/2018		0.031 (J)	0.0022 (J)		
6/6/2018	0.0095 (J)			0.0023 (J)	0.0043 (J)
10/2/2018			0.003 (J)	0.0025 (J)	0.004 (J)
10/3/2018	0.0083 (J)				
10/5/2018		0.027 (J)			
3/12/2019				0.0025 (J)	
3/13/2019		0.029 (J)	0.0024 (J)		0.004 (J)
3/14/2019	0.0058 (J)				
4/2/2019			0.002 (J)		
4/3/2019	0.0066 (J)			0.0025 (J)	0.004 (J)
4/5/2019		0.023 (J)			
9/24/2019				0.0024 (J)	
9/25/2019			0.0019 (J)		
9/26/2019		0.035			
9/27/2019	0.011 (J)				0.0044 (J)
3/3/2020	0.0063 (J)			0.0028 (J)	
3/4/2020		0.041	0.0034 (J)		0.004 (J)
3/26/2020	0.0063 (J)				
3/27/2020			0.002 (J)	0.0026 (J)	
3/30/2020		0.038			
3/31/2020					0.0043 (J)
9/16/2020			0.0026 (J)	0.0033 (J)	
9/17/2020					0.004 (J)
9/18/2020	0.01 (J)				
9/21/2020		0.028 (J)			
2/10/2021			0.0032 (J)		
2/12/2021	0.0094 (J)				
2/16/2021				0.0027 (J)	0.0045 (J)
2/22/2021		0.032			
3/15/2021			0.0038 (J)	0.0029 (J)	
3/16/2021	0.0081 (J)				0.0046 (J)
3/17/2021		0.031			
8/16/2021			0.0025 (J)		
8/17/2021					0.004 (J)
8/18/2021	0.0099 (J)			0.0029 (J)	
8/19/2021		0.028 (J)			

ND substitution: RL or RL/2 if <15% NDs.

Confidence Interval

Constituent: Lithium (mg/L) Analysis Run 8/5/2024 10:14 AM View: Appendix IV

Plant Hammond Client: Southern Company Data: Hammond AP-1

	HGWC-12	HGWC-13	HGWC-7	HGWC-8	HGWC-9
2/9/2022	0.01 (J)				0.0041 (J)
2/10/2022		0.031	0.0022 (J)	0.003 (J)	
8/3/2022	0.0068 (J)	0.029 (J)	0.0019 (J)	0.0026 (J)	
8/4/2022					0.0036 (J)
8/11/2022			0.0019 (J)		
1/26/2023	0.0058 (J)	0.04			0.0032 (J)
1/27/2023			0.0018 (J)		
2/1/2023				0.0015 (J)	
7/13/2023				0.0015 (J)	
7/17/2023		0.048			
8/10/2023	0.0075 (J)				
8/11/2023					0.0035 (J)
8/12/2023		0.051	0.0023 (J)	0.0014 (J)	
2/14/2024			0.0016 (J)	<0.03	
2/15/2024	0.008 (J)				0.0031 (J)
2/16/2024		0.052			
Mean	0.009128	0.03601	0.002881	0.003515	0.004492
Std. Dev.	0.002289	0.007831	0.002524	0.003414	0.00225
Upper Lim.	0.01027	0.03982	0.0026	0.0029	0.0044
Lower Lim.	0.007987	0.03219	0.002	0.0024	0.0036

ND substitution: RL or RL/2 if <15% NDs.

Confidence Interval

Constituent: Lithium (mg/L) Analysis Run 8/5/2024 10:14 AM View: Appendix IV

Plant Hammond Client: Southern Company Data: Hammond AP-1

	MW-19	MW-20	MW-24D	MW-25D	MW-26D
3/13/2019		0.0016 (J)	0.0029 (J)		0.0033 (J)
3/14/2019	0.0089 (J)			0.05	
4/2/2019		0.0015 (J)			
4/3/2019	0.0061 (J)			0.047 (J)	0.0034 (J)
4/8/2019			0.0027 (J)		
9/25/2019		<0.03			
9/26/2019			0.003 (J)		0.0041 (J)
9/27/2019	0.013 (J)			0.047	
3/2/2020		0.00082 (J)			
3/3/2020				0.05	
3/4/2020	0.01 (J)		0.0026 (J)		0.03 (J)
3/26/2020	0.013 (J)			0.054	
3/27/2020		0.0012 (J)			
3/30/2020			0.0027 (J)		
3/31/2020					0.0036 (J)
9/17/2020		<0.03			0.0032 (J)
9/18/2020				0.046	
9/21/2020	0.013 (J)		0.0024 (J)		
2/11/2021		0.001 (J)			
2/12/2021	0.012 (J)			0.045	
2/16/2021			0.0028 (J)		0.0038 (J)
3/15/2021		0.0011 (J)			
3/16/2021				0.049	
3/17/2021	0.012 (J)		0.0027 (J)		0.004 (J)
8/17/2021		0.00091 (J)			0.0036 (J)
8/18/2021	0.014 (J)				
8/19/2021			0.0027 (J)	0.046	
2/9/2022	0.0067 (J)			0.048	0.0039 (J)
2/10/2022		0.00099 (J)	0.0029 (J)		
8/3/2022			0.0024 (J)		
8/4/2022	0.013 (J)	0.00075 (J)		0.04	0.0033 (J)
1/26/2023	0.0038 (J)	<0.03	0.0025 (J)	0.036	0.0031 (J)
8/10/2023	0.011 (J)	<0.03		0.038	
8/11/2023					0.0029 (J)
8/12/2023			0.003 (J)		
2/14/2024		<0.03			
2/15/2024	<0.03		0.0031 (J)	0.038	0.0035 (J)
Mean	0.01082	0.01142	0.002743	0.04529	0.005407
Std. Dev.	0.003309	0.01437	0.0002209	0.005327	0.007087
Upper Lim.	0.01316	0.03	0.002899	0.04906	0.004
Lower Lim.	0.008478	0.00091	0.002586	0.04151	0.0032

ND substitution: RL or RL/2 if <15% NDs.

Confidence Interval

Constituent: Lithium (mg/L) Analysis Run 8/5/2024 10:14 AM View: Appendix IV

Plant Hammond Client: Southern Company Data: Hammond AP-1

	MW-27D	MW-28D	MW-29
3/12/2019		0.011 (J)	0.0024 (J)
3/13/2019	0.0097 (J)		
4/2/2019		0.0052 (J)	0.0021 (J)
4/4/2019	0.0069 (J)		
9/24/2019			0.0022 (J)
9/26/2019	0.0055 (J)	0.0055 (J)	
3/2/2020			0.0025 (J)
3/4/2020	0.0047 (J)	0.015 (J)	
3/27/2020		0.014 (J)	
3/30/2020			0.0023 (J)
4/2/2020	0.0068 (J)		
9/16/2020			0.0021 (J)
9/18/2020	0.0084 (J)		
9/21/2020		0.0053 (J)	
2/10/2021		0.0092 (J)	
2/15/2021			0.0024 (J)
2/16/2021	0.0078 (J)		
3/12/2021	0.009 (J)		
3/15/2021		0.013 (J)	0.0022 (J)
8/16/2021			0.0021 (J)
8/17/2021	0.0079 (J)		
8/18/2021		0.0086 (J)	
2/10/2022	0.0086 (J)	0.014 (J)	0.0023 (J)
8/3/2022	0.0063 (J)		0.0018 (J)
8/4/2022		0.0088 (J)	
1/26/2023		0.011 (J)	0.0019 (J)
1/27/2023	0.0072 (J)		
8/10/2023			0.0019 (J)
8/11/2023		0.016 (J)	
8/12/2023	0.0072 (J)		
2/14/2024		0.0078 (J)	0.0021 (J)
2/16/2024	0.011 (J)		
Mean	0.007643	0.01031	0.002164
Std. Dev.	0.001656	0.003689	0.0002061
Upper Lim.	0.008816	0.01293	0.00231
Lower Lim.	0.00647	0.007702	0.002018

Confidence Interval

Constituent: Mercury (mg/L) Analysis Run 8/5/2024 10:14 AM View: Appendix IV

Plant Hammond Client: Southern Company Data: Hammond AP-1

	HGWC-10	HGWC-11	HGWC-13	HGWC-9	MW-25D
5/23/2016	<0.0002	<0.0002	<0.0002	<0.0002	
7/12/2016	<0.0002	<0.0002	<0.0002	<0.0002	
9/1/2016	<0.0002	<0.0002	<0.0002	<0.0002	
10/20/2016				<0.0002	
10/24/2016	<0.0002	<0.0002	<0.0002		
12/6/2016				<0.0002	
12/7/2016	<0.0002	<0.0002	<0.0002		
1/26/2017	5E-05 (J)	5E-05 (J)	4E-05 (J)	4E-05 (J)	
3/22/2017	<0.0002	<0.0002	<0.0002	<0.0002	
5/23/2017				<0.0002	
5/24/2017	<0.0002	<0.0002	5E-05 (J)		
4/3/2018				<0.0002	
4/4/2018	<0.0002	<0.0002	<0.0002		
3/13/2019	<0.0002	<0.0002	<0.0002	<0.0002	
3/14/2019					<0.0002
3/3/2020	<0.0002	<0.0002			<0.0002
3/4/2020			<0.0002	<0.0002	
2/12/2021		<0.0002			<0.0002
2/15/2021	<0.0002				
2/16/2021				<0.0002	
2/22/2021			<0.0002		
2/9/2022	<0.0002	<0.0002		<0.0002	<0.0002
2/10/2022			<0.0002		
8/3/2022	<0.0002	<0.0002	<0.0002		
8/4/2022				<0.0002	<0.0002
1/26/2023		<0.0002	<0.0002	<0.0002	<0.0002
1/27/2023	<0.0002				
7/17/2023			<0.0002		
8/10/2023	<0.0002	<0.0002			0.00013 (J)
8/11/2023				<0.0002	
8/12/2023			<0.0002		
2/15/2024	<0.0002	<0.0002		<0.0002	<0.0002
2/16/2024			<0.0002		
Mean	0.0001912	0.0001912	0.0001828	0.0001906	0.0001912
Std. Dev.	3.638E-05	3.638E-05	5.015E-05	3.881E-05	2.475E-05
Upper Lim.	0.0002	0.0002	0.0002	0.0002	0.0002
Lower Lim.	5E-05	5E-05	5E-05	4E-05	0.00013

ND substitution: RL or RL/2 if <15% NDs.

Confidence Interval

Constituent: Mercury (mg/L) Analysis Run 8/5/2024 10:14 AM View: Appendix IV

Plant Hammond Client: Southern Company Data: Hammond AP-1

	MW-29
3/12/2019	<0.0002
3/2/2020	<0.0002
2/15/2021	<0.0002
2/10/2022	<0.0002
8/3/2022	<0.0002
1/26/2023	<0.0002
8/10/2023	0.00017 (J)
2/14/2024	<0.0002
Mean	0.0001962
Std. Dev.	1.061E-05
Upper Lim.	0.0002
Lower Lim.	0.00017

ND substitution: RL or RL/2 if <15% NDs.

Confidence Interval

Constituent: Molybdenum (mg/L) Analysis Run 8/5/2024 10:14 AM View: Appendix IV

Plant Hammond Client: Southern Company Data: Hammond AP-1

	HGWC-10	HGWC-11	HGWC-12	HGWC-13	HGWC-7
5/20/2016					0.028
5/23/2016	<0.01	0.0164	0.0413 (J)	0.027	
7/12/2016	0.0013 (J)	0.0251	0.0484	0.0316	0.0273
9/1/2016	<0.01	0.0259	0.0474	0.0336	0.0274
10/20/2016					0.036
10/24/2016	<0.01	0.0293	0.047	0.0352	
12/6/2016					0.0365
12/7/2016	<0.01	0.0209	0.0432	0.0383	
1/25/2017					0.0317
1/26/2017	<0.01	0.0277	0.0484	0.041	
3/21/2017					0.0346
3/22/2017	0.0013 (J)	0.011	0.0494	0.0426	
5/23/2017					0.0336
5/24/2017	0.0014 (J)	0.0373	0.047	0.04	
4/3/2018					0.032
4/4/2018	<0.01	0.013	0.052	0.027	
6/5/2018	<0.01	0.029		0.027	0.036
6/6/2018			0.054		
10/2/2018	<0.01				0.039
10/3/2018		0.02	0.054		
10/5/2018				0.033	
3/13/2019	<0.01	0.012		0.033	0.04
3/14/2019			0.046		
4/2/2019					0.041
4/3/2019	0.0021 (J)	0.01	0.049		
4/5/2019				0.03	
9/25/2019					0.047
9/26/2019				0.026	
9/27/2019	0.0014 (J)	0.016	0.052		
3/3/2020	<0.01	0.011	0.045		
3/4/2020				0.03	0.045
3/26/2020			0.045		
3/27/2020					0.044
3/30/2020				0.029	
3/31/2020		0.0074 (J)			
4/1/2020	<0.01				
6/17/2020					0.048
9/16/2020	0.0014 (J)				0.046
9/18/2020		0.032	0.046		
9/21/2020				0.032	
2/10/2021					0.051
2/12/2021		0.023	0.048		
2/15/2021	<0.01				
2/22/2021				0.036	
3/12/2021	0.0007 (J)				
3/15/2021					0.047
3/16/2021		0.015	0.044		
3/17/2021				0.035	
8/16/2021					0.045
8/17/2021	0.0012 (J)				
8/18/2021		0.038	0.045		
8/19/2021				0.032	

ND substitution: RL or RL/2 if <15% NDs.

Confidence Interval

Constituent: Molybdenum (mg/L) Analysis Run 8/5/2024 10:14 AM View: Appendix IV

Plant Hammond Client: Southern Company Data: Hammond AP-1

	HGWC-10	HGWC-11	HGWC-12	HGWC-13	HGWC-7
2/9/2022	<0.01	0.03	0.042		
2/10/2022				0.033	0.045
8/3/2022	0.00079 (J)	0.027	0.047	0.035	0.038
8/11/2022					0.044
1/26/2023		0.022	0.048	0.023	
1/27/2023	<0.01				0.039
7/17/2023				0.017	
8/10/2023	0.0014 (J)	0.014	0.05		
8/12/2023				0.016	0.033
2/14/2024					0.028
2/15/2024	<0.01	0.029	0.046		
2/16/2024				0.013	
Mean	0.00652	0.02168	0.0474	0.03063	0.03863
Std. Dev.	0.004357	0.008784	0.003321	0.007346	0.007035
Upper Lim.	0.01	0.02606	0.04906	0.03421	0.04199
Lower Lim.	0.0014	0.0173	0.04575	0.02705	0.03528

ND substitution: RL or RL/2 if <15% NDs.

Confidence Interval

Constituent: Molybdenum (mg/L) Analysis Run 8/5/2024 10:14 AM View: Appendix IV

Plant Hammond Client: Southern Company Data: Hammond AP-1

	HGWC-8	HGWC-9	MW-19	MW-24D	MW-25D
5/20/2016	0.446				
5/23/2016		0.0187			
7/12/2016	0.455	0.0229			
9/1/2016	0.481	0.0239			
10/20/2016	0.472	0.477			
12/6/2016	0.52	0.0236			
1/25/2017	0.478				
1/26/2017		0.0234			
3/21/2017	0.547				
3/22/2017		0.0219			
5/23/2017	0.482	0.0242			
4/3/2018	0.44	0.025			
6/6/2018	0.49	0.027			
10/2/2018	0.47	0.028			
3/12/2019	0.5				
3/13/2019		0.028		<0.01	
3/14/2019			0.057		0.0022 (J)
4/3/2019	0.5	0.03	0.04		<0.01
4/8/2019				0.00027 (J)	
9/24/2019	0.54				
9/26/2019				<0.01	
9/27/2019		0.033	0.063		<0.01
3/3/2020	0.44				<0.01
3/4/2020		0.031	0.032	<0.01	
3/26/2020			0.033		<0.01
3/27/2020	0.42				
3/30/2020				<0.01	
3/31/2020		0.031			
6/16/2020	0.45				
9/16/2020	0.43				
9/17/2020		0.03			
9/18/2020					0.00094 (J)
9/21/2020			0.064	0.00099 (J)	
2/12/2021			0.046		<0.01
2/16/2021	0.46	0.035		0.00096 (J)	
3/15/2021	0.41				
3/16/2021		0.035			<0.01
3/17/2021			0.043	0.001 (J)	
8/17/2021		0.035			
8/18/2021	0.48		0.032		
8/19/2021				0.00087 (J)	<0.01
2/9/2022		0.034	0.011		<0.01
2/10/2022	0.34			0.0008 (J)	
8/3/2022	0.29			0.00095 (J)	
8/4/2022		0.033	0.039		<0.01
1/26/2023		0.021	0.012	0.0012 (J)	<0.01
2/1/2023	0.29				
7/13/2023	0.3				
8/10/2023			0.033		<0.01
8/11/2023		0.03			
8/12/2023	0.34			0.0019 (J)	
2/14/2024	0.18				

ND substitution: RL or RL/2 if <15% NDs.

Confidence Interval

Constituent: Molybdenum (mg/L) Analysis Run 8/5/2024 10:14 AM View: Appendix IV

Plant Hammond Client: Southern Company Data: Hammond AP-1

	HGWC-8	HGWC-9	MW-19	MW-24D	MW-25D
2/15/2024		0.01	<0.01	0.0085 (J)	<0.01
Mean	0.4315	0.04526	0.03643	0.004103	0.008796
Std. Dev.	0.08735	0.09014	0.01827	0.004358	0.003071
Upper Lim.	0.4749	0.033	0.04937	0.01	0.01
Lower Lim.	0.402	0.0236	0.02349	0.00087	0.0022

ND substitution: RL or RL/2 if <15% NDs.

Confidence Interval

Constituent: Molybdenum (mg/L) Analysis Run 8/5/2024 10:14 AM View: Appendix IV

Plant Hammond Client: Southern Company Data: Hammond AP-1

	MW-26D	MW-27D	MW-28D	MW-29	MW-6
3/12/2019			0.013	0.0038 (J)	
3/13/2019	<0.01	<0.01			0.0021 (J)
4/2/2019			0.028	0.0028 (J)	
4/3/2019	0.0083 (J)				0.0021 (J)
4/4/2019		0.0018 (J)			
9/24/2019				0.0021 (J)	
9/26/2019	0.017	0.0042 (J)	0.017		0.0026 (J)
11/25/2019	0.02				
3/2/2020				0.0025 (J)	
3/3/2020					0.0022 (J)
3/4/2020	0.0074 (J)	0.0058 (J)	0.009 (J)		
3/27/2020			0.0068 (J)		0.0026 (J)
3/30/2020				0.0029 (J)	
3/31/2020	0.0093 (J)				
4/2/2020		0.003 (J)			
9/16/2020				0.0021 (J)	
9/17/2020	0.014				
9/18/2020		0.0018 (J)			
9/21/2020			0.018		0.0025 (J)
2/10/2021			0.02		
2/15/2021				0.0029 (J)	
2/16/2021	0.022	0.0019 (J)			0.0025 (J)
3/12/2021		0.0008 (J)			
3/15/2021			0.013	0.0031 (J)	
3/16/2021					0.0023 (J)
3/17/2021	0.023				
8/16/2021				0.0027 (J)	
8/17/2021	0.024	0.0016 (J)			0.0027 (J)
8/18/2021			0.022		
2/9/2022	0.028				0.0026 (J)
2/10/2022		0.0017 (J)	0.0031 (J)	0.0036 (J)	
8/3/2022		0.002 (J)		0.0032 (J)	0.0028 (J)
8/4/2022	0.028		0.011		
1/26/2023	0.028		0.0025 (J)	0.0029 (J)	0.0029 (J)
1/27/2023		0.0014 (J)			
8/10/2023				0.003 (J)	0.0026 (J)
8/11/2023	0.014		0.0011 (J)		
8/12/2023		0.0019 (J)			
2/14/2024			0.0053 (J)	0.002 (J)	0.0025 (J)
2/15/2024	0.025				
2/16/2024		0.0052 (J)			
Mean	0.0182	0.002721	0.01213	0.002829	0.0025
Std. Dev.	0.008078	0.001626	0.0081	0.0005312	0.0002449
Upper Lim.	0.02367	0.003684	0.01787	0.003205	0.002674
Lower Lim.	0.01273	0.00157	0.006391	0.002452	0.002326

ND substitution: RL or RL/2 if <15% NDs.

Confidence Interval

Constituent: Molybdenum (mg/L) Analysis Run 8/5/2024 10:14 AM View: Appendix IV

Plant Hammond Client: Southern Company Data: Hammond AP-1

	MW-7
3/13/2019	<0.01
4/3/2019	<0.01
9/26/2019	0.0033 (J)
3/3/2020	<0.01
3/30/2020	<0.01
9/21/2020	0.0015 (J)
2/15/2021	0.0015 (J)
3/15/2021	0.0015 (J)
8/17/2021	0.003 (J)
2/8/2022	0.0012 (J)
8/4/2022	0.0014 (J)
1/26/2023	<0.01
8/10/2023	0.0022 (J)
2/14/2024	<0.01
Mean	0.0054
Std. Dev.	0.004175
Upper Lim.	0.01
Lower Lim.	0.0014

ND substitution: RL or RL/2 if <15% NDs.

Confidence Interval

Constituent: Selenium (mg/L) Analysis Run 8/5/2024 10:14 AM View: Appendix IV

Plant Hammond Client: Southern Company Data: Hammond AP-1

	HGWC-10	HGWC-11	HGWC-12	HGWC-13	HGWC-8
5/20/2016					<0.005
5/23/2016	<0.005	0.0106	<0.005	<0.005	
7/12/2016	<0.005	0.0057 (J)	<0.005	<0.005	<0.005
9/1/2016	<0.005	0.0057 (J)	<0.005	<0.005	<0.005
10/20/2016					<0.005
10/24/2016	<0.005	0.0021 (J)	<0.005	<0.005	
12/6/2016					0.0024 (J)
12/7/2016	<0.005	0.0015 (J)	0.0011 (J)	<0.005	
1/25/2017					<0.005
1/26/2017	0.0041 (J)	0.0062 (J)	<0.005	<0.005	
3/21/2017					<0.005
3/22/2017	<0.005	0.0263	<0.005	<0.005	
5/23/2017					<0.005
5/24/2017	<0.005	0.0038 (J)	<0.005	<0.005	
4/3/2018					<0.005
4/4/2018	<0.005	0.021	<0.005	<0.005	
6/5/2018	<0.005	0.0062 (J)		<0.005	
6/6/2018			<0.005		<0.005
10/2/2018	0.0023 (J)				<0.005
10/3/2018		0.009 (J)	<0.005		
10/5/2018				<0.005	
3/12/2019					<0.005
3/13/2019	0.0015 (J)	0.023		<0.005	
3/14/2019			<0.005		
4/3/2019	<0.005	0.016	<0.005		<0.005
4/5/2019				0.00018 (J)	
9/24/2019					<0.005
9/26/2019				<0.005	
9/27/2019	<0.005	0.013	<0.005		
3/3/2020	<0.005	0.016	<0.005		<0.005
3/4/2020				<0.005	
3/26/2020			<0.005		
3/27/2020					<0.005
3/30/2020				<0.005	
3/31/2020		0.019			
4/1/2020	0.002 (J)				
9/16/2020	<0.005				<0.005
9/18/2020		0.0042 (J)	<0.005		
9/21/2020				0.0016 (J)	
2/12/2021		0.0079 (J)	<0.005		
2/15/2021	0.0028 (J)				
2/16/2021					<0.005
2/22/2021				<0.005	
3/12/2021	<0.005				
3/15/2021					<0.005
3/16/2021		0.015	<0.005		
3/17/2021				<0.005	
8/17/2021	<0.005				
8/18/2021		0.0033 (J)	<0.005		<0.005
8/19/2021				<0.005	
2/9/2022	0.0031 (J)	0.0035 (J)	<0.005		
2/10/2022				<0.005	<0.005

ND substitution: RL or RL/2 if <15% NDs.

Confidence Interval

Constituent: Selenium (mg/L) Analysis Run 8/5/2024 10:14 AM View: Appendix IV

Plant Hammond Client: Southern Company Data: Hammond AP-1

	HGWC-10	HGWC-11	HGWC-12	HGWC-13	HGWC-8
8/3/2022	0.0017 (J)	0.0057	<0.005	<0.005	<0.005
1/26/2023		0.01	<0.005	<0.005	
1/27/2023	0.0035 (J)				
2/1/2023					<0.005
7/13/2023					<0.005
7/17/2023				<0.005	
8/10/2023	<0.005	0.0089	<0.005		
8/12/2023				<0.005	<0.005
2/14/2024					<0.005
2/15/2024	0.0038 (J)	0.0063	<0.005		
2/16/2024				<0.005	
Mean	0.004192	0.009996	0.004844	0.004684	0.0049
Std. Dev.	0.001226	0.006897	0.00078	0.001135	0.0005099
Upper Lim.	0.005	0.01343	0.005	0.005	0.005
Lower Lim.	0.0035	0.006558	0.0011	0.0016	0.0024

ND substitution: RL or RL/2 if <15% NDs.

Confidence Interval

Constituent: Selenium (mg/L) Analysis Run 8/5/2024 10:14 AM View: Appendix IV

Plant Hammond Client: Southern Company Data: Hammond AP-1

	HGWC-9	MW-19	MW-27D	MW-5	MW-6
5/23/2016	<0.005				
7/12/2016	<0.005				
9/1/2016	<0.005				
10/20/2016	<0.005				
12/6/2016	0.0037 (J)				
1/26/2017	<0.005				
3/22/2017	<0.005				
5/23/2017	<0.005				
4/3/2018	<0.005				
6/6/2018	<0.005				
10/2/2018	<0.005				
3/13/2019	<0.005		<0.005	0.0033 (J)	<0.005
3/14/2019		<0.005			
4/3/2019	<0.005	0.007 (J)		0.0027 (J)	<0.005
4/4/2019			0.00012 (J)		
9/25/2019				0.0021 (J)	
9/26/2019			<0.005		<0.005
9/27/2019	<0.005	0.0013 (J)			
3/2/2020				0.0041 (J)	
3/3/2020					<0.005
3/4/2020	<0.005	0.0044 (J)	<0.005		
3/26/2020		0.0053 (J)		0.0039 (J)	
3/27/2020					<0.005
3/31/2020	<0.005				
4/2/2020			<0.005		
9/17/2020	<0.005			0.0028 (J)	
9/18/2020			<0.005		
9/21/2020		0.0033 (J)			<0.005
2/12/2021		0.0021 (J)			
2/16/2021	<0.005		<0.005	0.0035 (J)	<0.005
3/12/2021			<0.005		
3/16/2021	<0.005			0.0026 (J)	<0.005
3/17/2021		<0.005			
8/17/2021	<0.005		<0.005	0.0017 (J)	<0.005
8/18/2021		0.0026 (J)			
2/9/2022	<0.005	0.0036 (J)		0.0027 (J)	<0.005
2/10/2022			<0.005		
8/3/2022			<0.005	0.0032 (J)	<0.005
8/4/2022	<0.005	0.0022 (J)			
1/26/2023	<0.005	0.0056		0.0045 (J)	<0.005
1/27/2023			<0.005		
8/10/2023		0.0038 (J)		0.002 (J)	<0.005
8/11/2023	<0.005				
8/12/2023			<0.005		
2/14/2024					0.0013 (J)
2/15/2024	<0.005	0.0082		0.0043 (J)	
2/16/2024			<0.005		
Mean	0.004948	0.003886	0.004651	0.0031	0.004736
Std. Dev.	0.00026	0.002003	0.001304	0.0008806	0.0009889
Upper Lim.	0.005	0.005305	0.005	0.003724	0.005
Lower Lim.	0.0037	0.002467	0.00012	0.002476	0.0013

ND substitution: RL or RL/2 if <15% NDs.

Confidence Interval

Constituent: Selenium (mg/L) Analysis Run 8/5/2024 10:14 AM View: Appendix IV

Plant Hammond Client: Southern Company Data: Hammond AP-1

	MW-7
3/13/2019	0.0016 (J)
4/3/2019	<0.005
9/26/2019	0.0014 (J)
3/3/2020	<0.005
3/30/2020	0.0014 (J)
9/21/2020	0.0026 (J)
2/15/2021	<0.005
3/15/2021	0.0021 (J)
8/17/2021	<0.005
2/8/2022	0.0015 (J)
8/4/2022	<0.005
1/26/2023	<0.005
8/10/2023	<0.005
2/14/2024	<0.005
Mean	0.003614
Std. Dev.	0.001687
Upper Lim.	0.005
Lower Lim.	0.0015

ND substitution: RL or RL/2 if <15% NDs.

Confidence Interval

Constituent: Thallium (mg/L) Analysis Run 8/5/2024 10:14 AM View: Appendix IV

Plant Hammond Client: Southern Company Data: Hammond AP-1

	HGWC-11	HGWC-12	HGWC-13	HGWC-8	MW-19
5/20/2016				<0.001	
5/23/2016	<0.001	<0.001	0.000378 (J)		
7/12/2016	8E-05 (J)	0.0002 (J)	0.0004 (J)	7E-05 (J)	
9/1/2016	<0.001	<0.001	0.0004 (J)	<0.001	
10/20/2016				<0.001	
10/24/2016	<0.001	<0.001	0.0005 (J)		
12/6/2016				<0.001	
12/7/2016	<0.001	<0.001	0.0004 (J)		
1/25/2017				<0.001	
1/26/2017	<0.001	<0.001	0.0004 (J)		
3/21/2017				9E-05 (J)	
3/22/2017	<0.001	0.0001 (J)	0.0004 (J)		
5/23/2017				8E-05 (J)	
5/24/2017	8E-05 (J)	9E-05 (J)	0.0003 (J)		
4/3/2018				<0.001	
4/4/2018	<0.001	<0.001	0.00032 (J)		
6/5/2018	<0.001		0.00035 (J)		
6/6/2018		<0.001		<0.001	
10/2/2018				<0.001	
10/3/2018	<0.001	<0.001			
10/5/2018			0.00025 (J)		
3/12/2019				<0.001	
3/13/2019	<0.001		0.00039 (J)		
3/14/2019		<0.001			<0.001
4/3/2019	<0.001	<0.001		<0.001	<0.001
4/5/2019			0.00034 (J)		
9/24/2019				0.00011 (J)	
9/26/2019			0.00039 (J)		
9/27/2019	<0.001	8.8E-05 (J)			0.00027 (J)
3/3/2020	<0.001	6.6E-05 (J)		6.1E-05 (J)	
3/4/2020			0.00056 (J)		0.00026 (J)
3/26/2020		8E-05 (J)			0.00026 (J)
3/27/2020				7.7E-05 (J)	
3/30/2020			0.00048 (J)		
3/31/2020	<0.001				
9/16/2020				<0.001	
9/18/2020	<0.001	<0.001			
9/21/2020			0.00036 (J)		0.0003 (J)
2/12/2021	<0.001	<0.001			0.00019 (J)
2/16/2021				<0.001	
2/22/2021			0.0003 (J)		
3/15/2021				<0.001	
3/16/2021	<0.001	<0.001			
3/17/2021			0.00037 (J)		0.00026 (J)
8/18/2021	<0.001	<0.001		<0.001	0.00023 (J)
8/19/2021			0.0002 (J)		
2/9/2022	<0.001	<0.001			<0.001
2/10/2022			<0.001	<0.001	
8/3/2022	<0.001	<0.001	<0.001	0.00018 (J)	
8/4/2022					0.00026 (J)
1/26/2023	<0.001	<0.001	0.00031 (J)		<0.001
2/1/2023				<0.001	

ND substitution: RL or RL/2 if <15% NDs.

Confidence Interval

Constituent: Thallium (mg/L) Analysis Run 8/5/2024 10:14 AM View: Appendix IV

Plant Hammond Client: Southern Company Data: Hammond AP-1

	HGWC-11	HGWC-12	HGWC-13	HGWC-8	MW-19
7/13/2023				0.00026 (J)	
7/17/2023			0.0003 (J)		
8/10/2023	<0.001	<0.001			<0.001
8/12/2023			0.00028 (J)	<0.001	
2/14/2024				<0.001	
2/15/2024	<0.001	<0.001			<0.001
2/16/2024			<0.001		
Mean	0.0009264	0.000785	0.0003799	0.000728	0.0005736
Std. Dev.	0.0002547	0.0003912	8.768E-05	0.0004177	0.000384
Upper Lim.	0.001	0.001	0.0004227	0.001	0.001
Lower Lim.	8E-05	0.0002	0.0003372	0.00018	0.00023

ND substitution: RL or RL/2 if <15% NDs.

Confidence Interval

Constituent: Thallium (mg/L) Analysis Run 8/5/2024 10:14 AM View: Appendix IV

Plant Hammond Client: Southern Company Data: Hammond AP-1

	MW-28D	MW-29	MW-6
3/12/2019	<0.001	<0.001	
3/13/2019			<0.001
4/2/2019	<0.001	<0.001	
4/3/2019			<0.001
9/24/2019		6.4E-05 (J)	
9/26/2019	<0.001		<0.001
3/2/2020		<0.001	
3/3/2020			8.2E-05 (J)
3/4/2020	9.2E-05 (J)		
3/27/2020	<0.001		<0.001
3/30/2020		<0.001	
9/16/2020		<0.001	
9/21/2020	<0.001		<0.001
2/10/2021	<0.001		
2/15/2021		<0.001	
2/16/2021			<0.001
3/15/2021	<0.001	<0.001	
3/16/2021			<0.001
8/16/2021		<0.001	
8/17/2021			<0.001
8/18/2021	<0.001		
2/9/2022			<0.001
2/10/2022	<0.001	<0.001	
8/3/2022		<0.001	<0.001
8/4/2022	<0.001		
1/26/2023	<0.001	<0.001	<0.001
8/10/2023		<0.001	<0.001
8/11/2023	<0.001		
2/14/2024	<0.001	<0.001	<0.001
Mean	0.0009351	0.0009331	0.0009344
Std. Dev.	0.0002427	0.0002502	0.0002453
Upper Lim.	0.001	0.001	0.001
Lower Lim.	9.2E-05	6.4E-05	8.2E-05

ND substitution: RL or RL/2 if <15% NDs.

FIGURE I.

Appendix IV Trend Tests - Significant Results

Plant Hammond Client: Southern Company Data: Hammond AP-1 Printed 8/5/2024, 10:17 AM

Constituent	Well	Slope	Calc.	Critical	Sig.	N	%NDs	Normality	Alpha	Method
Arsenic (mg/L)	**HGWC-13**	**0.02047**	**147**	**90**	**Yes**	**26**	**0**	**n/a**	**0.05**	**NP**
Molybdenum (mg/L)	**HGWA-43D (bg)**	**-0.0009202**	**-41**	**-30**	**Yes**	**12**	**0**	**n/a**	**0.05**	**NP**
Molybdenum (mg/L)	**HGWC-8**	**-0.02309**	**-163**	**-96**	**Yes**	**27**	**0**	**n/a**	**0.05**	**NP**

Appendix IV Trend Tests - All Results

Plant Hammond Client: Southern Company Data: Hammond AP-1 Printed 8/5/2024, 10:17 AM

Constituent	Well	Slope	Calc.	Critical	Sig.	N	%NDs	Normality	Alpha	Method
Arsenic (mg/L)	HGWA-1 (bg)	0	-5	-85	No	25	88	n/a	0.05	NP
Arsenic (mg/L)	HGWA-2 (bg)	0	52	85	No	25	64	n/a	0.05	NP
Arsenic (mg/L)	HGWA-3 (bg)	0	40	85	No	25	64	n/a	0.05	NP
Arsenic (mg/L)	HGWA-43D (bg)	0	0	30	No	12	41.67	n/a	0.05	NP
Arsenic (mg/L)	HGWA-44D (bg)	0	-16	-30	No	12	66.67	n/a	0.05	NP
Arsenic (mg/L)	**HGWC-13**	**0.02047**	**147**	**90**	**Yes**	**26**	**0**	**n/a**	**0.05**	**NP**
Molybdenum (mg/L)	HGWA-1 (bg)	0	0	90	No	26	100	n/a	0.05	NP
Molybdenum (mg/L)	HGWA-2 (bg)	0	0	85	No	25	100	n/a	0.05	NP
Molybdenum (mg/L)	HGWA-3 (bg)	0	0	90	No	26	100	n/a	0.05	NP
Molybdenum (mg/L)	**HGWA-43D (bg)**	**-0.0009202**	**-41**	**-30**	**Yes**	**12**	**0**	**n/a**	**0.05**	**NP**
Molybdenum (mg/L)	HGWA-44D (bg)	0	2	30	No	12	0	n/a	0.05	NP
Molybdenum (mg/L)	**HGWC-8**	**-0.02309**	**-163**	**-96**	**Yes**	**27**	**0**	**n/a**	**0.05**	**NP**

Sanitas™ v.10.0.20 Software licensed to Groundwater Stats Consulting. UG
Hollow symbols indicate censored values.

Sen's Slope Estimator

HGWA-1 (bg)

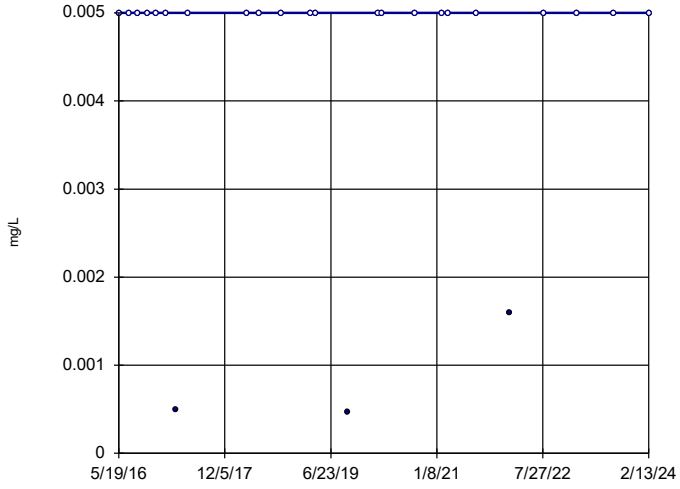

n = 25

Slope = 0
units per year.

Mann-Kendall
statistic = -5
critical = -85

Trend not sig-
nificant at 95%
confidence level
(α = 0.025 per
tail).

Constituent: Arsenic Analysis Run 8/5/2024 10:15 AM View: Appendix IV - Trend Tests
Plant Hammond Client: Southern Company Data: Hammond AP-1

Sanitas™ v.10.0.20 Software licensed to Groundwater Stats Consulting. UG
Hollow symbols indicate censored values.

Sen's Slope Estimator

HGWA-2 (bg)

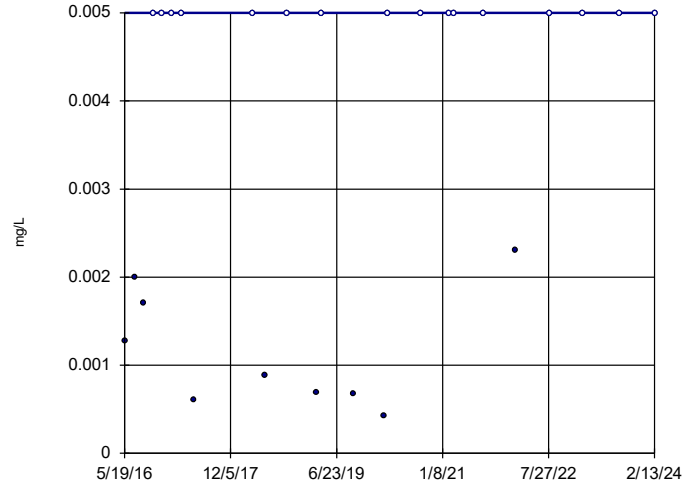

n = 25

Slope = 0
units per year.

Mann-Kendall
statistic = 52
critical = 85

Trend not sig-
nificant at 95%
confidence level
(α = 0.025 per
tail).

Constituent: Arsenic Analysis Run 8/5/2024 10:15 AM View: Appendix IV - Trend Tests
Plant Hammond Client: Southern Company Data: Hammond AP-1

Sanitas™ v.10.0.20 Software licensed to Groundwater Stats Consulting. UG
Hollow symbols indicate censored values.

Sen's Slope Estimator

HGWA-3 (bg)

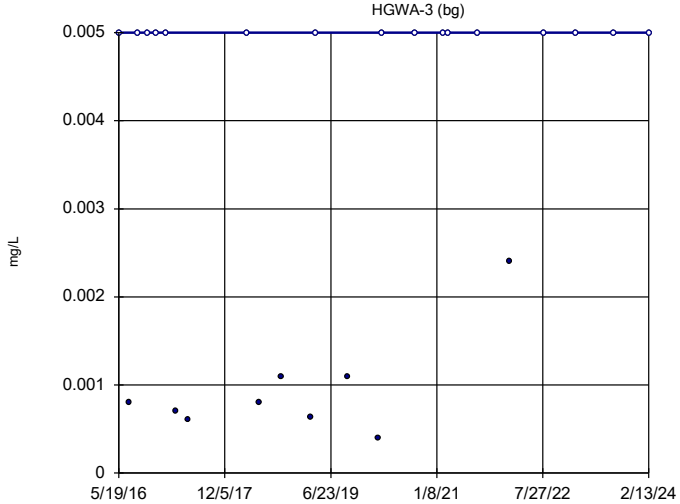

n = 25

Slope = 0
units per year.

Mann-Kendall
statistic = 40
critical = 85

Trend not sig-
nificant at 95%
confidence level
(α = 0.025 per
tail).

Constituent: Arsenic Analysis Run 8/5/2024 10:15 AM View: Appendix IV - Trend Tests
Plant Hammond Client: Southern Company Data: Hammond AP-1

Sanitas™ v.10.0.20 Software licensed to Groundwater Stats Consulting. UG
Hollow symbols indicate censored values.

Sen's Slope Estimator

HGWA-43D (bg)

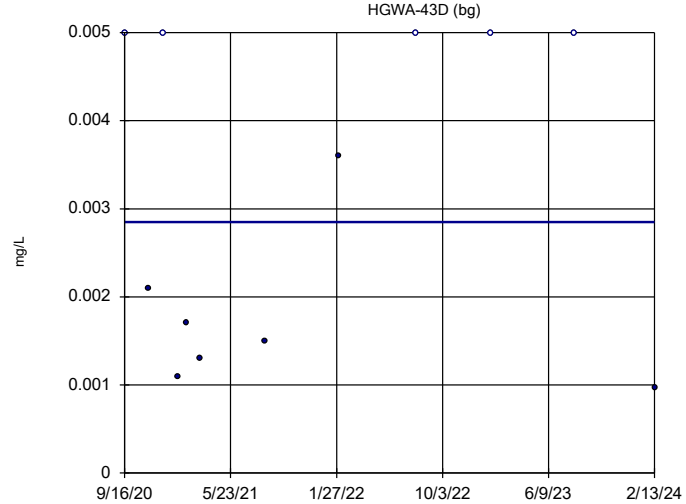

n = 12

Slope = 0
units per year.

Mann-Kendall
statistic = 0
critical = 30

Trend not sig-
nificant at 95%
confidence level
(α = 0.025 per
tail).

Constituent: Arsenic Analysis Run 8/5/2024 10:15 AM View: Appendix IV - Trend Tests
Plant Hammond Client: Southern Company Data: Hammond AP-1

Sanitas™ v.10.0.20 Software licensed to Groundwater Stats Consulting. UG
Hollow symbols indicate censored values.

Sen's Slope Estimator

HGWA-44D (bg)

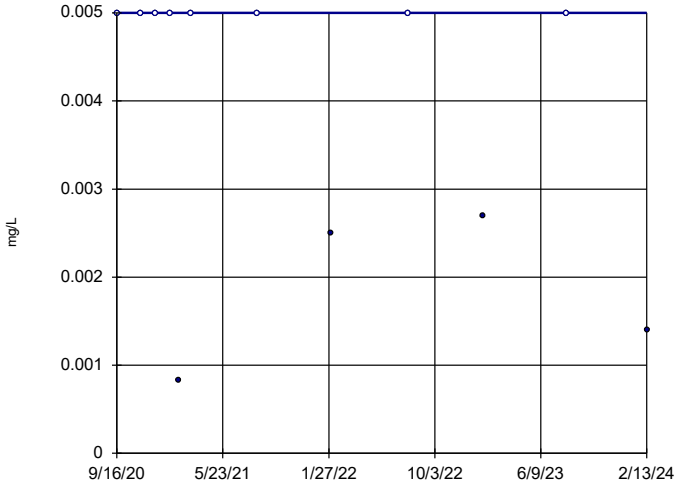

n = 12

Slope = 0
units per year.

Mann-Kendall
statistic = -16
critical = -30

Trend not sig-
nificant at 95%
confidence level
(α = 0.025 per
tail).

Constituent: Arsenic Analysis Run 8/5/2024 10:15 AM View: Appendix IV - Trend Tests
Plant Hammond Client: Southern Company Data: Hammond AP-1

Sanitas™ v.10.0.20 Software licensed to Groundwater Stats Consulting. UG

Sen's Slope Estimator

HGWC-13

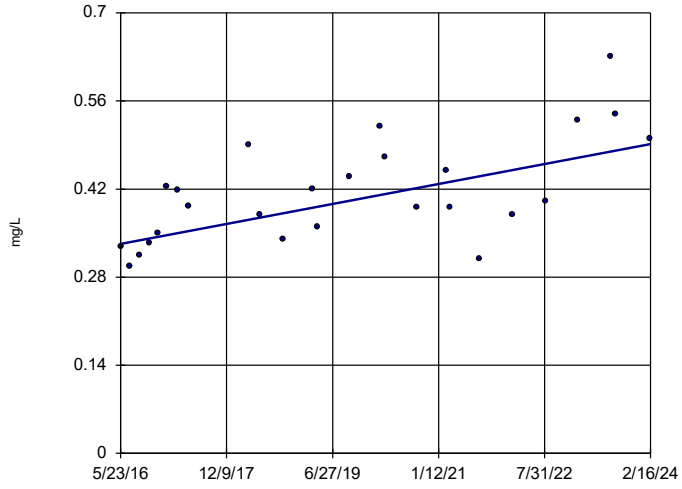

n = 26

Slope = 0.02047
units per year.

Mann-Kendall
statistic = 147
critical = 90

Increasing trend
significant at 95%
confidence level
(α = 0.025 per
tail).

Constituent: Arsenic Analysis Run 8/5/2024 10:15 AM View: Appendix IV - Trend Tests
Plant Hammond Client: Southern Company Data: Hammond AP-1

Sanitas™ v.10.0.20 Software licensed to Groundwater Stats Consulting. UG
Hollow symbols indicate censored values.

Sen's Slope Estimator

HGWA-1 (bg)

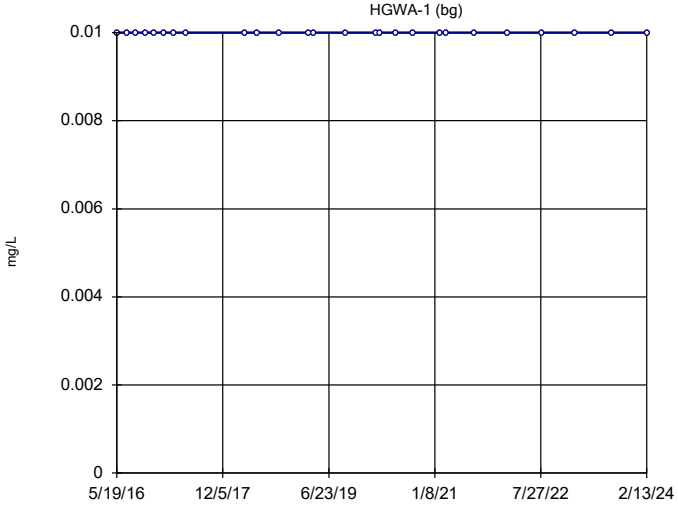

n = 26

Slope = 0
units per year.

Mann-Kendall
statistic = 0
critical = 90

Trend not sig-
nificant at 95%
confidence level
(α = 0.025 per
tail).

Constituent: Molybdenum Analysis Run 8/5/2024 10:15 AM View: Appendix IV - Trend Tests
Plant Hammond Client: Southern Company Data: Hammond AP-1

Sanitas™ v.10.0.20 Software licensed to Groundwater Stats Consulting. UG
Hollow symbols indicate censored values.

Sen's Slope Estimator

HGWA-2 (bg)

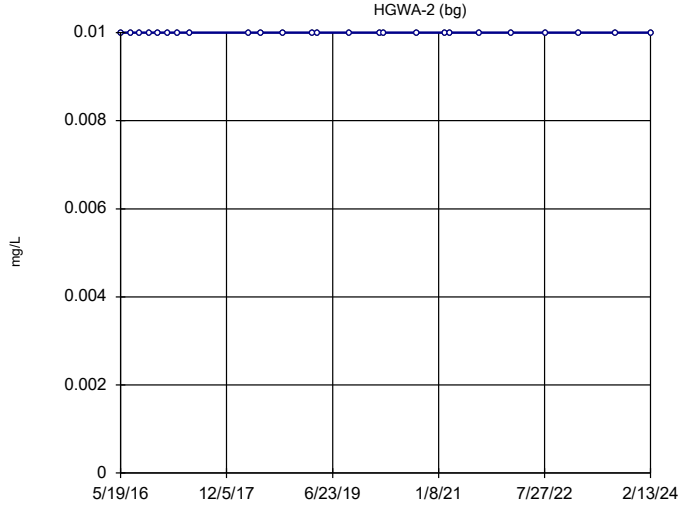

n = 25

Slope = 0
units per year.

Mann-Kendall
statistic = 0
critical = 85

Trend not sig-
nificant at 95%
confidence level
(α = 0.025 per
tail).

Constituent: Molybdenum Analysis Run 8/5/2024 10:15 AM View: Appendix IV - Trend Tests
Plant Hammond Client: Southern Company Data: Hammond AP-1

Sanitas™ v.10.0.20 Software licensed to Groundwater Stats Consulting. UG
Hollow symbols indicate censored values.

Sen's Slope Estimator

HGWA-3 (bg)

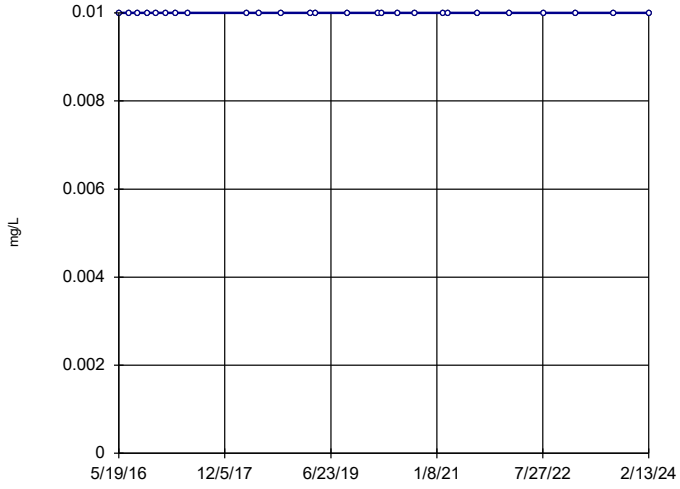

n = 26

Slope = 0 units per year.

Mann-Kendall statistic = 0 critical = 90

Trend not significant at 95% confidence level (α = 0.025 per tail).

Constituent: Molybdenum Analysis Run 8/5/2024 10:15 AM View: Appendix IV - Trend Tests
Plant Hammond Client: Southern Company Data: Hammond AP-1

Sanitas™ v.10.0.20 Software licensed to Groundwater Stats Consulting. UG

Sen's Slope Estimator

HGWA-43D (bg)

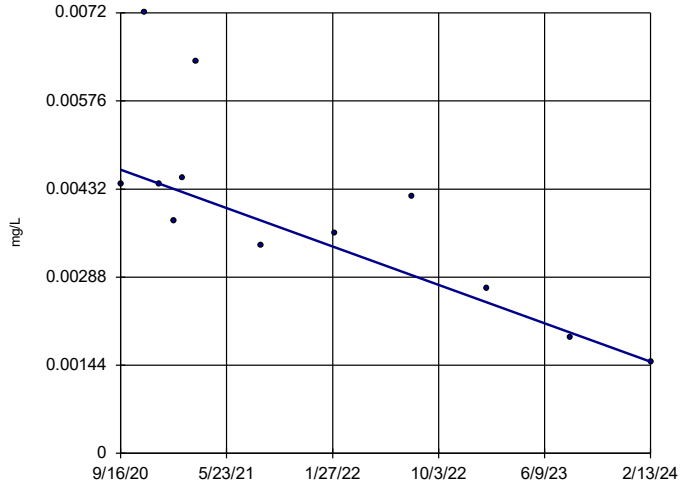

n = 12

Slope = -0.0009202 units per year.

Mann-Kendall statistic = -41 critical = -30

Decreasing trend significant at 95% confidence level (α = 0.025 per tail).

Constituent: Molybdenum Analysis Run 8/5/2024 10:15 AM View: Appendix IV - Trend Tests
Plant Hammond Client: Southern Company Data: Hammond AP-1

Sanitas™ v.10.0.20 Software licensed to Groundwater Stats Consulting. UG

Sen's Slope Estimator

HGWA-44D (bg)

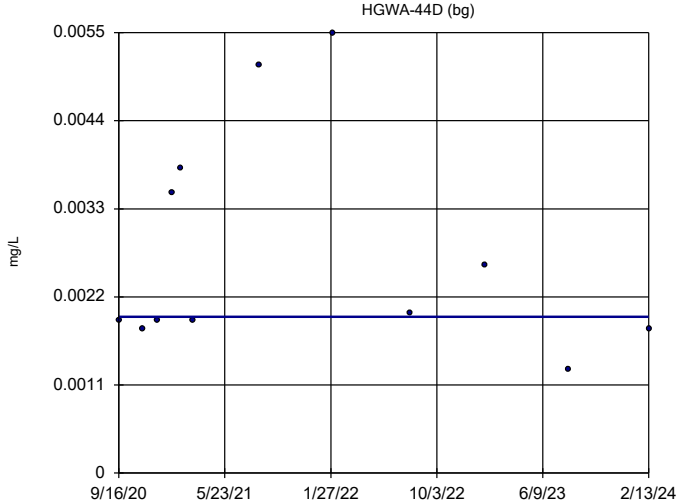

n = 12

Slope = 0 units per year.

Mann-Kendall statistic = 2 critical = 30

Trend not significant at 95% confidence level (α = 0.025 per tail).

Constituent: Molybdenum Analysis Run 8/5/2024 10:15 AM View: Appendix IV - Trend Tests
Plant Hammond Client: Southern Company Data: Hammond AP-1

Sanitas™ v.10.0.20 Software licensed to Groundwater Stats Consulting. UG

Sen's Slope Estimator

HGWC-8

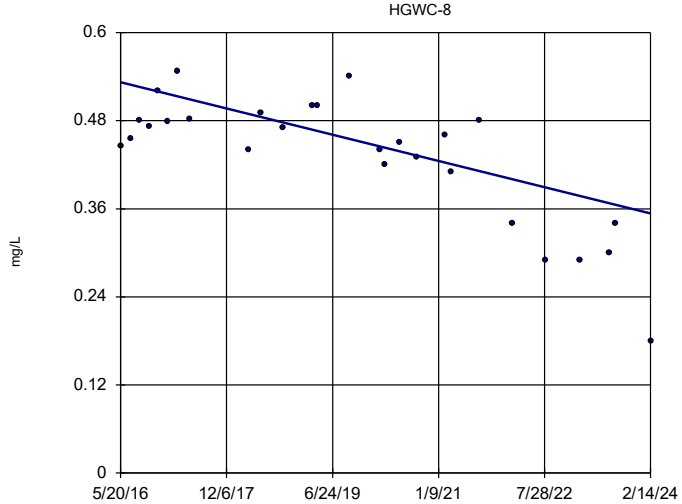

n = 27

Slope = -0.02309 units per year.

Mann-Kendall statistic = -163 critical = -96

Decreasing trend significant at 95% confidence level (α = 0.025 per tail).

Constituent: Molybdenum Analysis Run 8/5/2024 10:15 AM View: Appendix IV - Trend Tests
Plant Hammond Client: Southern Company Data: Hammond AP-1

August 2024

GROUNDWATER STATS CONSULTING

January 31, 2025

Southern Company Services
Attn: Ms. Kristen Jurinko
241 Ralph McGill Blvd NE, Bin 10160
Atlanta, Georgia 30308

Re: Plant Hammond Ash Pond 1 (AP-1)
Statistical Analysis – 2nd 2024 Semi-Annual Sample Event

Dear Ms. Jurinko,

Groundwater Stats Consulting, formerly the statistical consulting division of Sanitas Technologies, is pleased to provide the 2nd 2024 Semi-Annual Groundwater Detection and Assessment Monitoring statistical summary of groundwater data for Georgia Power Company's Plant Hammond AP-1. The analysis complies with the federal rule for the Disposal of Coal Combustion Residuals from Electric Utilities (CCR Rule, 2015), the Georgia Environmental Protection Division (EPD) Rules for Solid Waste Management Chapter 391-3-4-.10 and follows the United States Environmental Protection Agency (USEPA) Unified Guidance (2009).

Sampling began for the Coal Combustion Residuals (CCR) program in 2016, and at least 8 background samples have been collected at each of the upgradient and downgradient groundwater monitoring wells. The monitoring well network, as provided by Southern Company Services, consists of the following:

- **Upgradient wells:** HGWA-1, HGWA-2, HGWA-3, HGWA-43D, and HGWA-44D
- **Downgradient wells:** HGWC-7, HGWC-8, HGWC-9, HGWC-10, HGWC-11, HGWC-12, and HGWC-13
- **Assessment wells:** MW-5, MW-6, MW-7, MW-19, MW-20, MW-24D, MW-25D, MW-26D, MW-27D, MW-28D, and MW-29

Sampling at upgradient wells HGWA-43D and HGWA-44D began in September 2020 and all data from these wells are included in construction of interwell statistical limits.

Sampling at assessment wells began in March 2019 and data from these wells are plotted on the time series graphs and box plots, and are evaluated for Appendix IV constituents using confidence intervals, which require a minimum sample size of n=4.

Data were sent electronically to Groundwater Stats Consulting, and the statistical analysis was reviewed by Andrew Collins, Project Manager of Groundwater Stats Consulting. The statistical analysis was performed according to the groundwater screening that was performed in April 2018 by GSC and approved by Dr. Cameron, PhD Statistician with MacStat Consulting and primary author of the USEPA Unified Guidance (2009).

The CCR program consists of the constituents listed below. The terms "parameters" and "constituents" are used interchangeably.

- **Appendix III** (Detection Monitoring) **-** boron, calcium, chloride, fluoride, pH, sulfate, and TDS
- **Appendix IV** (Assessment Monitoring) **–** antimony, arsenic, barium, beryllium, cadmium, chromium, cobalt, combined radium 226 + 228, fluoride, lead, lithium, mercury, molybdenum, selenium, and thallium

Note that when there are no detections present in downgradient wells for a given constituent, statistical analyses are not required. A summary of Appendix IV downgradient and assessment well/constituent pairs with 100% non-detects follows this letter.

For all constituents, a substitution of the most recent reporting limit is used for non-detect data. In the cases of lithium, historical reporting limits vary among the wells. Therefore, the reporting limits of 0.030 mg/L, respectively, were substituted across all wells, which is the most recent reporting limit provided by the laboratory. Note that due to elevated historic reporting limits, the current reporting limit for arsenic of 0.005 mg/L was substituted across all wells in order to maintain statistical limits that are conservative from a regulatory perspective.

Time series plots for Appendix III and IV parameters at all wells are provided for the purpose of screening data at these wells (Figure A). Additionally, a separate section of box plots is included for all constituents at upgradient and downgradient wells (Figure B). The time series plots are used to initially screen for suspected outliers and trends, while the box plots provide visual representation of variation within individual wells and between all wells. Values in background which have been flagged as outliers may be seen in a lighter font and as a disconnected symbol on the graphs. A list of flagged values follows this report (Figure C).

In earlier analyses, data at all wells were evaluated for the following: 1) outliers; 2) trends; 3) most appropriate statistical method for Appendix III parameters based on site characteristics of groundwater data upgradient of the facility; and 4) eligibility of downgradient wells when intrawell statistical methods are recommended. Power curves were provided with the previous screening to demonstrate that the selected statistical methods for Appendix III parameters comply with the USEPA Unified Guidance. The EPA suggests the selected statistical method should provide at least 55% power at 3 standard deviations or at least 80% power at 4 standard deviations.

Statistical Methods – Appendix III Parameters

The following Appendix III parameters are evaluated using interwell prediction limits combined with a 1-of-2 resample plan: boron, calcium, chloride, fluoride, pH, sulfate, and TDS.

Parametric prediction limits are utilized when the screened historical data follow a normal or transformed-normal distribution. When data cannot be normalized or the majority of data are non-detects, a nonparametric test is utilized. While the false positive rate associated with the parametric limits is based on an annual 10% (5% per semi-annual event) as recommended by the EPA Unified Guidance (2009), the false positive rate associated with the nonparametric limits is dependent upon the available background sample size, number of future comparisons, and verification resample plan. The distribution of data is tested using the Shapiro-Wilk/Shapiro-Francia test for normality. After testing for normality and performing any adjustments as discussed below (US EPA, 2009), data are analyzed using either parametric or non-parametric prediction limits.

- No statistical analyses are required on wells and analytes containing 100% non-detects (USEPA Unified Guidance, 2009, Chapter 6).
- When data contain <15% non-detects, simple substitution of one-half the reporting limit is utilized in the statistical analysis. The reporting limit utilized for non-detects is the most recent practical quantification limit (PQL) as reported by the laboratory.
- When data contain between 15-50% non-detects, the Kaplan-Meier non-detect adjustment is applied to the background data for parametric limit. This technique adjusts the mean and standard deviation of the historical concentrations to account for concentrations below the reporting limit.
- Nonparametric prediction limits are used on data containing greater than 50% non-detects.

Note that values shown on data pages reflect raw data and any non-detects that have been substituted with one-half of the reporting limit will be shown as the original reporting limit.

Natural systems continuously evolve due to physical changes made to the environment. Examples include capping a landfill, paving areas near a well, or lining a drainage channel to prevent erosion. Periodic updating of background statistical limits is necessary to accommodate these types of changes. In the interwell case, prediction limits are updated with upgradient well data during each event after careful screening for any new outliers. In some cases, an earlier portion of data may require deselection prior to construction of limits to provide sensitive limits that will rapidly detect changes in groundwater quality. Even though the data are excluded from the calculation, the values will continue to be reported and shown in tables and graphs. When this step is required a summary of any adjusted records will be provided. No records were adjusted at this time.

Statistical Analysis of Appendix III Parameters – August 2024

All Appendix III parameters were analyzed using interwell prediction limits. Background (upgradient) well data were reassessed for potential outliers during this analysis. No new values were flagged as shown in the outlier summary following this report (Figure C).

Interwell Prediction Limits

Interwell prediction limits, combined with a 1-of-2 resample plan, were constructed for Appendix III parameters using all historical upgradient well data through August 2024 (Figure D). Interwell prediction limits pool upgradient well data to establish a background limit for an individual constituent. The August 2024 sample from each downgradient well is compared to the background limit to determine whether initial exceedances are present.

In the event of an initial exceedance of compliance well data, the 1-of-2 resample plan allows for collection of one additional sample to determine whether the initial exceedance is confirmed. When a resample confirms the initial exceedance, a statistically significant increase (SSI) is identified and further research would be required to identify the cause of the exceedance (i.e., impact from the site, natural variation, or an off-site source). If the resample falls within the statistical limit, the initial exceedance is considered to be a false positive result and, therefore, no exceedance is noted and no further action is necessary. If no resample is collected, the original result is considered a confirmed exceedance.

When the August 2024 compliance data from downgradient wells were compared to interwell prediction limits, exceedances were identified for the following well/constituent pairs:

- Boron: HGWC-7, HGWC-8, HGWC-9, HGWC-12, and HGWC-13
- Calcium: HGWC-9, HGWC-10, and HGWC-12
- Chloride: HGWC-9
- Sulfate: HGWC-8, HGWC-9, HGWC-10, HGWC-11, HGWC-12, and HGWC-13
- TDS: HGWC-9 and HGWC-12

A summary table of these findings is provided along with the prediction limits.

Trend Test Evaluation – Appendix III

When prediction limit exceedances are identified in downgradient wells, data are further evaluated using the Sen's Slope/Mann Kendall trend test to determine whether concentrations are statistically increasing, decreasing, or stable at the 99% confidence level (Figure E). Upgradient well data are included in the trend analyses for all parameters found to exceed their prediction limit in downgradient wells to identify whether similar patterns exist upgradient of the site. Upgradient trends are an indication of variability in groundwater unrelated to practices at the site. A summary of the trend test results follows this letter. Statistically significant trends were noted for the following well/constituent pairs:

Increasing trends:

- Boron: HGWA-2 and HGWA-44D (both upgradient)
- Calcium: HGWA-2 and HGWA-3 (both upgradient)
- Chloride: HGWA-44D (upgradient)
- Sulfate: HGWA-2 (upgradient)

Decreasing trends:

- Boron: HGWA-43D (upgradient), HGWC-12, and HGWC-13
- Calcium: HGWA-44D (upgradient) and HGWC-10
- Chloride: HGWA-3 (upgradient) and HGWC-9
- Sulfate: HGWA-43D (upgradient) and HGWC-10
- TDS: HGWC-12

Statistical Methods – Appendix IV Parameters

Appendix IV parameters are evaluated by statistically comparing the mean or median of each downgradient well/constituent pair against corresponding Groundwater Protection Standards (GWPS). The GWPS may be either regulatory (Maximum Contaminant Limits (MCL) or CCR rule-specified limits) or site-specific limits that are based on upgradient background groundwater quality. Site-specific background limits are determined using tolerance limits, and the comparison of downgradient means or medians to GWPS is performed using confidence intervals. The methods are described below.

Statistical Evaluation of Appendix IV Parameters – August 2024

For Appendix IV parameters, confidence intervals for each downgradient well/constituent pair were compared against corresponding Groundwater Protection Standards (GWPS). GWPS were developed as described below. Well/constituent pairs containing 100% non-detects do not require analyses.

Data from all wells for Appendix IV parameters are reassessed for outliers during each analysis. More recent concentrations have increased for lithium at upgradient well HGWA-44D. The most recent value for lithium at upgradient well HGWA-44D was flagged during this analysis in order to maintain conservative limits from a regulatory perspective. If further studies indicate the flagged measurements represent variation in groundwater quality, the values will be re-evaluated for construction of interwell upper tolerance limits. A summary of flagged outliers follows this report (Figure C).

Interwell Upper Tolerance Limits

Interwell upper tolerance limits were used to calculate site-specific background limits from all available pooled upgradient well data through August 2024 for Appendix IV constituents (Figure F). Parametric tolerance limits are calculated, with a target of 95% confidence and 95% coverage, when data follow a normal or transformed-normal distribution, such as the case for combined radium 226 + 228. When data contained greater than 50% non-detects or did not follow a normal or transformed-normal distribution, non-parametric tolerance limits were used. As mentioned above, a reporting limit of 0.005 mg/L was substituted for arsenic and a reporting limit of 0.030 mg/L was substituted for lithium.

Groundwater Protection Standards

The background limits were then used when determining the groundwater protection standard (GWPS) under 40 CFR §257.95(h) and Georgia EPD Rule 391-3-4-.10(6)(a). On July 30, 2018, US EPA revised the Federal CCR rule updating GWPS for cobalt, lead, lithium, and molybdenum as described above in 40 CFR §257.95(h)(2). Effective on February 22, 2022, Georgia EPD incorporated the updated GWPS into the current Georgia EPD Rules for Solid Waste Management 391-3-4-.10(6)(a). In accordance with the updated Rules, the GWPS is:

- The maximum contaminant level (MCL) established under §141.62 and §141.66 of this title
- Where an MCL has not been established for a constituent, Federal and State CCR Rules specify levels for cobalt (0.006 mg/L), lead (0.015 mg/L), lithium (0.040 mg/L), and molybdenum (0.100 mg/L)
- The respective background level for a constituent when the background level is higher than the MCL or Federal CCR Rule identified GWPS

Following Georgia EPD Rule requirements and the Federal CCR requirements, GWPS were established for statistical comparison of Appendix IV constituents for this sample event (Figure G).

Confidence Intervals

To complete the statistical comparison to GWPS, confidence intervals using data through August 2024 were constructed for each of the Appendix IV constituents in each downgradient well with 8 or more samples and assessment well with 4 or more samples.

The Sanitas software was used to calculate the confidence intervals. These intervals were constructed as either parametric or nonparametric confidence intervals depending on the data distribution and percentage of non-detects. When data followed a normal or transformed-normal distribution, parametric confidence intervals were used for Appendix IV parameters. Nonparametric confidence intervals, which use the appropriate order statistics, depending on the sample size, as interval limits, were constructed when data did not follow a normal or transformed-normal distribution or when there were greater than 50% non-detects. The lower confidence limit, which is constructed with 99% confidence for parametric confidence intervals, is compared to the GWPS prepared as described above. The achievable confidence level associated with nonparametric confidence intervals is dependent upon the number samples available.

Confidence intervals were compared to the GWPS prepared as described above (Figure H). Only when the entire confidence interval is above a GWPS is the downgradient well/constituent pair considered to exceed its respective standard. If there is an exceedance of the GWPS, a statistically significant level (SSL) exceedance is identified. Summaries of the confidence interval results, along with graphical comparison against GWPS follow this letter. Exceedances were noted for the following well/constituent pairs:

- Arsenic: HGWC-13
- Molybdenum: HGWC-8

Trend Test Evaluation – Appendix IV

Data at wells with confidence interval exceedances are further evaluated using the Sen's Slope/Mann Kendall trend test at the 95% confidence level to determine whether concentrations are statistically increasing, decreasing, or stable (Figure I). Although the trend tests for Assessment monitoring pairs were previously evaluated using 99% confidence, the 95% confidence level more rapidly identifies statistically significant trends. Additionally, the 95% confidence level is recommended in cases with limited sample sizes and, particularly, for new assessment wells. Upgradient wells are included in the trend analyses to identify whether similar patterns exist upgradient of the site for the same constituents. When trends are present in upgradient wells, it is an indication of variability in groundwater quality unrelated to practices at the site. A summary of the Appendix IV trend test results follows this letter. Statistically significant trends were identified for the following well/constituent pairs:

Increasing trend:
- Arsenic: HGWC-13

Decreasing trends:
- Molybdenum: HGWA-43D (upgradient) and HGWC-8

Thank you for the opportunity to assist you in the statistical analysis of groundwater quality for Hammond AP-1. If you have any questions or comments, please feel free to contact us.

For Groundwater Stats Consulting,

Easton Rayner
Groundwater Analyst

Andrew T. Collins
Project Manager

100% Non-Detects: Appendix IV Downgradient & Assessment

Analysis Run 10/16/2024 3:24 PM View: Appendix IV
Plant Hammond Client: Southern Company Data: Hammond AP-1

Antimony (mg/L)
HGWC-12, MW-19, MW-20, MW-25D, MW-5

Arsenic (mg/L)
HGWC-10, MW-24D, MW-7

Beryllium (mg/L)
HGWC-10, HGWC-12, HGWC-9, MW-20, MW-24D, MW-25D, MW-26D, MW-27D, MW-29, MW-5, MW-6

Cadmium (mg/L)
HGWC-13, MW-20, MW-24D, MW-25D, MW-26D, MW-27D, MW-28D, MW-5, MW-6, MW-7

Cobalt (mg/L)
MW-25D, MW-5, MW-7

Lead (mg/L)
MW-25D

Lithium (mg/L)
HGWC-10, HGWC-11, MW-5, MW-6, MW-7

Mercury (mg/L)
HGWC-12, HGWC-7, HGWC-8, MW-19, MW-20, MW-24D, MW-26D, MW-27D, MW-28D, MW-5, MW-6, MW-7

Molybdenum (mg/L)
MW-20, MW-5

Selenium (mg/L)
HGWC-7, MW-20, MW-24D, MW-25D, MW-26D, MW-28D, MW-29

Thallium (mg/L)
HGWC-10, HGWC-7, HGWC-9, MW-20, MW-24D, MW-25D, MW-26D, MW-27D, MW-5, MW-7

Appendix III Interwell Prediction Limits - Significant Results

Plant Hammond Client: Southern Company Data: Hammond AP-1 Printed 10/16/2024, 3:07 PM

Constituent	Well	Upper Lim.	Lower Lim.	Date	Observ.	Sig.	Bg N	Bg Mean	Std. Dev.	%NDs	ND Adj.	Transform	Alpha	Method
Boron (mg/L)	**HGWC-12**	**0.55**	**n/a**	**8/7/2024**	**1.2**	**Yes**	**95**	**n/a**	**n/a**	**6.316**	**n/a**	**n/a**	**0.000215**	**NP Inter (normality) 1 of 2**
Boron (mg/L)	**HGWC-13**	**0.55**	**n/a**	**8/8/2024**	**0.81**	**Yes**	**95**	**n/a**	**n/a**	**6.316**	**n/a**	**n/a**	**0.000215**	**NP Inter (normality) 1 of 2**
Boron (mg/L)	**HGWC-7**	**0.55**	**n/a**	**8/7/2024**	**0.77**	**Yes**	**95**	**n/a**	**n/a**	**6.316**	**n/a**	**n/a**	**0.000215**	**NP Inter (normality) 1 of 2**
Boron (mg/L)	**HGWC-8**	**0.55**	**n/a**	**8/7/2024**	**1.7**	**Yes**	**95**	**n/a**	**n/a**	**6.316**	**n/a**	**n/a**	**0.000215**	**NP Inter (normality) 1 of 2**
Boron (mg/L)	**HGWC-9**	**0.55**	**n/a**	**8/7/2024**	**1.9**	**Yes**	**95**	**n/a**	**n/a**	**6.316**	**n/a**	**n/a**	**0.000215**	**NP Inter (normality) 1 of 2**
Calcium (mg/L)	**HGWC-10**	**138**	**n/a**	**8/7/2024**	**142**	**Yes**	**95**	**n/a**	**n/a**	**0**	**n/a**	**n/a**	**0.000215**	**NP Inter (normality) 1 of 2**
Calcium (mg/L)	**HGWC-12**	**138**	**n/a**	**8/7/2024**	**161**	**Yes**	**95**	**n/a**	**n/a**	**0**	**n/a**	**n/a**	**0.000215**	**NP Inter (normality) 1 of 2**
Calcium (mg/L)	**HGWC-9**	**138**	**n/a**	**8/7/2024**	**163**	**Yes**	**95**	**n/a**	**n/a**	**0**	**n/a**	**n/a**	**0.000215**	**NP Inter (normality) 1 of 2**
Chloride (mg/L)	**HGWC-9**	**44.8**	**n/a**	**8/7/2024**	**87.1**	**Yes**	**95**	**n/a**	**n/a**	**0**	**n/a**	**n/a**	**0.000215**	**NP Inter (normality) 1 of 2**
Sulfate (mg/L)	**HGWC-10**	**93.9**	**n/a**	**8/7/2024**	**111**	**Yes**	**95**	**n/a**	**n/a**	**1.053**	**n/a**	**n/a**	**0.000215**	**NP Inter (normality) 1 of 2**
Sulfate (mg/L)	**HGWC-11**	**93.9**	**n/a**	**8/7/2024**	**206**	**Yes**	**95**	**n/a**	**n/a**	**1.053**	**n/a**	**n/a**	**0.000215**	**NP Inter (normality) 1 of 2**
Sulfate (mg/L)	**HGWC-12**	**93.9**	**n/a**	**8/7/2024**	**220**	**Yes**	**95**	**n/a**	**n/a**	**1.053**	**n/a**	**n/a**	**0.000215**	**NP Inter (normality) 1 of 2**
Sulfate (mg/L)	**HGWC-13**	**93.9**	**n/a**	**8/8/2024**	**239**	**Yes**	**95**	**n/a**	**n/a**	**1.053**	**n/a**	**n/a**	**0.000215**	**NP Inter (normality) 1 of 2**
Sulfate (mg/L)	**HGWC-8**	**93.9**	**n/a**	**8/7/2024**	**124**	**Yes**	**95**	**n/a**	**n/a**	**1.053**	**n/a**	**n/a**	**0.000215**	**NP Inter (normality) 1 of 2**
Sulfate (mg/L)	**HGWC-9**	**93.9**	**n/a**	**8/7/2024**	**187**	**Yes**	**95**	**n/a**	**n/a**	**1.053**	**n/a**	**n/a**	**0.000215**	**NP Inter (normality) 1 of 2**
Total Dissolved Solids (mg/L)	**HGWC-12**	**632**	**n/a**	**8/7/2024**	**642**	**Yes**	**95**	**n/a**	**n/a**	**0**	**n/a**	**n/a**	**0.000215**	**NP Inter (normality) 1 of 2**
Total Dissolved Solids (mg/L)	**HGWC-9**	**632**	**n/a**	**8/7/2024**	**731**	**Yes**	**95**	**n/a**	**n/a**	**0**	**n/a**	**n/a**	**0.000215**	**NP Inter (normality) 1 of 2**

Appendix III Interwell Prediction Limits - All Results

Plant Hammond Client: Southern Company Data: Hammond AP-1 Printed 10/16/2024, 3:07 PM

Constituent	Well	Upper Lim.	Lower Lim.	Date	Observ.	Sig.	Bg N	Bg Mean	Std. Dev.	%NDs	ND Adj.	Transform	Alpha	Method
Boron (mg/L)	HGWC-10	0.55	n/a	8/7/2024	0.48	No	95	n/a	n/a	6.316	n/a	n/a	0.000215	NP Inter (normality) 1 of 2
Boron (mg/L)	HGWC-11	0.55	n/a	8/7/2024	0.46	No	95	n/a	n/a	6.316	n/a	n/a	0.000215	NP Inter (normality) 1 of 2
Boron (mg/L)	**HGWC-12**	**0.55**	**n/a**	**8/7/2024**	**1.2**	**Yes**	**95**	**n/a**	**n/a**	**6.316**	**n/a**	**n/a**	**0.000215**	**NP Inter (normality) 1 of 2**
Boron (mg/L)	**HGWC-13**	**0.55**	**n/a**	**8/8/2024**	**0.81**	**Yes**	**95**	**n/a**	**n/a**	**6.316**	**n/a**	**n/a**	**0.000215**	**NP Inter (normality) 1 of 2**
Boron (mg/L)	**HGWC-7**	**0.55**	**n/a**	**8/7/2024**	**0.77**	**Yes**	**95**	**n/a**	**n/a**	**6.316**	**n/a**	**n/a**	**0.000215**	**NP Inter (normality) 1 of 2**
Boron (mg/L)	**HGWC-8**	**0.55**	**n/a**	**8/7/2024**	**1.7**	**Yes**	**95**	**n/a**	**n/a**	**6.316**	**n/a**	**n/a**	**0.000215**	**NP Inter (normality) 1 of 2**
Boron (mg/L)	**HGWC-9**	**0.55**	**n/a**	**8/7/2024**	**1.9**	**Yes**	**95**	**n/a**	**n/a**	**6.316**	**n/a**	**n/a**	**0.000215**	**NP Inter (normality) 1 of 2**
Calcium (mg/L)	**HGWC-10**	**138**	**n/a**	**8/7/2024**	**142**	**Yes**	**95**	**n/a**	**n/a**	**0**	**n/a**	**n/a**	**0.000215**	**NP Inter (normality) 1 of 2**
Calcium (mg/L)	HGWC-11	138	n/a	8/7/2024	101	No	95	n/a	n/a	0	n/a	n/a	0.000215	NP Inter (normality) 1 of 2
Calcium (mg/L)	**HGWC-12**	**138**	**n/a**	**8/7/2024**	**161**	**Yes**	**95**	**n/a**	**n/a**	**0**	**n/a**	**n/a**	**0.000215**	**NP Inter (normality) 1 of 2**
Calcium (mg/L)	HGWC-13	138	n/a	8/8/2024	127	No	95	n/a	n/a	0	n/a	n/a	0.000215	NP Inter (normality) 1 of 2
Calcium (mg/L)	HGWC-7	138	n/a	8/7/2024	99.2	No	95	n/a	n/a	0	n/a	n/a	0.000215	NP Inter (normality) 1 of 2
Calcium (mg/L)	HGWC-8	138	n/a	8/7/2024	97.7	No	95	n/a	n/a	0	n/a	n/a	0.000215	NP Inter (normality) 1 of 2
Calcium (mg/L)	**HGWC-9**	**138**	**n/a**	**8/7/2024**	**163**	**Yes**	**95**	**n/a**	**n/a**	**0**	**n/a**	**n/a**	**0.000215**	**NP Inter (normality) 1 of 2**
Chloride (mg/L)	HGWC-10	44.8	n/a	8/7/2024	12.9	No	95	n/a	n/a	0	n/a	n/a	0.000215	NP Inter (normality) 1 of 2
Chloride (mg/L)	HGWC-11	44.8	n/a	8/7/2024	6.3	No	95	n/a	n/a	0	n/a	n/a	0.000215	NP Inter (normality) 1 of 2
Chloride (mg/L)	HGWC-12	44.8	n/a	8/7/2024	26.7	No	95	n/a	n/a	0	n/a	n/a	0.000215	NP Inter (normality) 1 of 2
Chloride (mg/L)	HGWC-13	44.8	n/a	8/8/2024	12.8	No	95	n/a	n/a	0	n/a	n/a	0.000215	NP Inter (normality) 1 of 2
Chloride (mg/L)	HGWC-7	44.8	n/a	8/7/2024	28.6	No	95	n/a	n/a	0	n/a	n/a	0.000215	NP Inter (normality) 1 of 2
Chloride (mg/L)	HGWC-8	44.8	n/a	8/7/2024	36.1	No	95	n/a	n/a	0	n/a	n/a	0.000215	NP Inter (normality) 1 of 2
Chloride (mg/L)	**HGWC-9**	**44.8**	**n/a**	**8/7/2024**	**87.1**	**Yes**	**95**	**n/a**	**n/a**	**0**	**n/a**	**n/a**	**0.000215**	**NP Inter (normality) 1 of 2**
Fluoride (mg/L)	HGWC-10	1.5	n/a	8/7/2024	0.075J	No	109	n/a	n/a	25.69	n/a	n/a	0.0001668	NP Inter (normality) 1 of 2
Fluoride (mg/L)	HGWC-11	1.5	n/a	8/7/2024	0.11	No	109	n/a	n/a	25.69	n/a	n/a	0.0001668	NP Inter (normality) 1 of 2
Fluoride (mg/L)	HGWC-12	1.5	n/a	8/7/2024	0.17	No	109	n/a	n/a	25.69	n/a	n/a	0.0001668	NP Inter (normality) 1 of 2
Fluoride (mg/L)	HGWC-13	1.5	n/a	8/8/2024	0.38	No	109	n/a	n/a	25.69	n/a	n/a	0.0001668	NP Inter (normality) 1 of 2
Fluoride (mg/L)	HGWC-7	1.5	n/a	8/7/2024	0.074J	No	109	n/a	n/a	25.69	n/a	n/a	0.0001668	NP Inter (normality) 1 of 2
Fluoride (mg/L)	HGWC-8	1.5	n/a	8/7/2024	0.37	No	109	n/a	n/a	25.69	n/a	n/a	0.0001668	NP Inter (normality) 1 of 2
Fluoride (mg/L)	HGWC-9	1.5	n/a	8/7/2024	0.084J	No	109	n/a	n/a	25.69	n/a	n/a	0.0001668	NP Inter (normality) 1 of 2
pH, Field (SU)	HGWC-10	8.36	4.9	8/7/2024	6.92	No	104	n/a	n/a	0	n/a	n/a	0.0003626	NP Inter (normality) 1 of 2
pH, Field (SU)	HGWC-11	8.36	4.9	8/7/2024	5.79	No	104	n/a	n/a	0	n/a	n/a	0.0003626	NP Inter (normality) 1 of 2
pH, Field (SU)	HGWC-12	8.36	4.9	8/7/2024	7.09	No	104	n/a	n/a	0	n/a	n/a	0.0003626	NP Inter (normality) 1 of 2
pH, Field (SU)	HGWC-13	8.36	4.9	8/8/2024	6.95	No	104	n/a	n/a	0	n/a	n/a	0.0003626	NP Inter (normality) 1 of 2
pH, Field (SU)	HGWC-7	8.36	4.9	8/7/2024	7.58	No	104	n/a	n/a	0	n/a	n/a	0.0003626	NP Inter (normality) 1 of 2
pH, Field (SU)	HGWC-8	8.36	4.9	8/7/2024	6.71	No	104	n/a	n/a	0	n/a	n/a	0.0003626	NP Inter (normality) 1 of 2
pH, Field (SU)	HGWC-9	8.36	4.9	8/7/2024	7.03	No	104	n/a	n/a	0	n/a	n/a	0.0003626	NP Inter (normality) 1 of 2
Sulfate (mg/L)	**HGWC-10**	**93.9**	**n/a**	**8/7/2024**	**111**	**Yes**	**95**	**n/a**	**n/a**	**1.053**	**n/a**	**n/a**	**0.000215**	**NP Inter (normality) 1 of 2**
Sulfate (mg/L)	**HGWC-11**	**93.9**	**n/a**	**8/7/2024**	**206**	**Yes**	**95**	**n/a**	**n/a**	**1.053**	**n/a**	**n/a**	**0.000215**	**NP Inter (normality) 1 of 2**
Sulfate (mg/L)	**HGWC-12**	**93.9**	**n/a**	**8/7/2024**	**220**	**Yes**	**95**	**n/a**	**n/a**	**1.053**	**n/a**	**n/a**	**0.000215**	**NP Inter (normality) 1 of 2**
Sulfate (mg/L)	**HGWC-13**	**93.9**	**n/a**	**8/8/2024**	**239**	**Yes**	**95**	**n/a**	**n/a**	**1.053**	**n/a**	**n/a**	**0.000215**	**NP Inter (normality) 1 of 2**
Sulfate (mg/L)	HGWC-7	93.9	n/a	8/7/2024	86.5	No	95	n/a	n/a	1.053	n/a	n/a	0.000215	NP Inter (normality) 1 of 2
Sulfate (mg/L)	**HGWC-8**	**93.9**	**n/a**	**8/7/2024**	**124**	**Yes**	**95**	**n/a**	**n/a**	**1.053**	**n/a**	**n/a**	**0.000215**	**NP Inter (normality) 1 of 2**
Sulfate (mg/L)	**HGWC-9**	**93.9**	**n/a**	**8/7/2024**	**187**	**Yes**	**95**	**n/a**	**n/a**	**1.053**	**n/a**	**n/a**	**0.000215**	**NP Inter (normality) 1 of 2**
Total Dissolved Solids (mg/L)	HGWC-10	632	n/a	8/7/2024	501	No	95	n/a	n/a	0	n/a	n/a	0.000215	NP Inter (normality) 1 of 2
Total Dissolved Solids (mg/L)	HGWC-11	632	n/a	8/7/2024	437	No	95	n/a	n/a	0	n/a	n/a	0.000215	NP Inter (normality) 1 of 2
Total Dissolved Solids (mg/L)	**HGWC-12**	**632**	**n/a**	**8/7/2024**	**642**	**Yes**	**95**	**n/a**	**n/a**	**0**	**n/a**	**n/a**	**0.000215**	**NP Inter (normality) 1 of 2**
Total Dissolved Solids (mg/L)	HGWC-13	632	n/a	8/8/2024	544	No	95	n/a	n/a	0	n/a	n/a	0.000215	NP Inter (normality) 1 of 2
Total Dissolved Solids (mg/L)	HGWC-7	632	n/a	8/7/2024	417	No	95	n/a	n/a	0	n/a	n/a	0.000215	NP Inter (normality) 1 of 2
Total Dissolved Solids (mg/L)	HGWC-8	632	n/a	8/7/2024	469	No	95	n/a	n/a	0	n/a	n/a	0.000215	NP Inter (normality) 1 of 2
Total Dissolved Solids (mg/L)	**HGWC-9**	**632**	**n/a**	**8/7/2024**	**731**	**Yes**	**95**	**n/a**	**n/a**	**0**	**n/a**	**n/a**	**0.000215**	**NP Inter (normality) 1 of 2**

Appendix III Trend Tests - Significant Results

Plant Hammond Client: Southern Company Data: Hammond AP-1 Printed 10/16/2024, 3:10 PM

Constituent	Well	Slope	Calc.	Critical	Sig.	N	%NDs	Normality	Xform	Alpha	Method
Boron (mg/L)	**HGWA-2 (bg)**	**0.002641**	**177**	**98**	**Yes**	**23**	**0**	**n/a**	**n/a**	**0.01**	**NP**
Boron (mg/L)	**HGWA-43D (bg)**	**-0.005612**	**-42**	**-38**	**Yes**	**12**	**0**	**n/a**	**n/a**	**0.01**	**NP**
Boron (mg/L)	**HGWA-44D (bg)**	**0.0621**	**46**	**38**	**Yes**	**12**	**0**	**n/a**	**n/a**	**0.01**	**NP**
Boron (mg/L)	**HGWC-12**	**-0.1708**	**-149**	**-98**	**Yes**	**23**	**0**	**n/a**	**n/a**	**0.01**	**NP**
Boron (mg/L)	**HGWC-13**	**-0.1888**	**-167**	**-105**	**Yes**	**24**	**0**	**n/a**	**n/a**	**0.01**	**NP**
Calcium (mg/L)	**HGWA-2 (bg)**	**1.536**	**119**	**98**	**Yes**	**23**	**0**	**n/a**	**n/a**	**0.01**	**NP**
Calcium (mg/L)	**HGWA-3 (bg)**	**1.859**	**131**	**105**	**Yes**	**24**	**0**	**n/a**	**n/a**	**0.01**	**NP**
Calcium (mg/L)	**HGWA-44D (bg)**	**-7.17**	**-42**	**-38**	**Yes**	**12**	**0**	**n/a**	**n/a**	**0.01**	**NP**
Calcium (mg/L)	**HGWC-10**	**-4.371**	**-99**	**-98**	**Yes**	**23**	**0**	**n/a**	**n/a**	**0.01**	**NP**
Chloride (mg/L)	**HGWA-3 (bg)**	**-0.1585**	**-161**	**-105**	**Yes**	**24**	**0**	**n/a**	**n/a**	**0.01**	**NP**
Chloride (mg/L)	**HGWA-44D (bg)**	**6.515**	**46**	**38**	**Yes**	**12**	**0**	**n/a**	**n/a**	**0.01**	**NP**
Chloride (mg/L)	**HGWC-9**	**-11.12**	**-185**	**-98**	**Yes**	**23**	**0**	**n/a**	**n/a**	**0.01**	**NP**
Sulfate (mg/L)	**HGWA-2 (bg)**	**4.063**	**177**	**98**	**Yes**	**23**	**0**	**n/a**	**n/a**	**0.01**	**NP**
Sulfate (mg/L)	**HGWA-43D (bg)**	**-3.566**	**-54**	**-38**	**Yes**	**12**	**0**	**n/a**	**n/a**	**0.01**	**NP**
Sulfate (mg/L)	**HGWC-10**	**-11.36**	**-126**	**-98**	**Yes**	**23**	**0**	**n/a**	**n/a**	**0.01**	**NP**
Total Dissolved Solids (mg/L)	**HGWC-12**	**-33.33**	**-105**	**-98**	**Yes**	**23**	**0**	**n/a**	**n/a**	**0.01**	**NP**

Appendix III Trend Tests - All Results

Plant Hammond Client: Southern Company Data: Hammond AP-1 Printed 10/16/2024, 3:10 PM

Constituent	Well	Slope	Calc.	Critical	Sig.	N	%NDs	Normality	Xform	Alpha	Method
Boron (mg/L)	HGWA-1 (bg)	-0.0000669	-13	-105	No	24	0	n/a	n/a	0.01	NP
Boron (mg/L)	**HGWA-2 (bg)**	**0.002641**	**177**	**98**	**Yes**	**23**	**0**	**n/a**	**n/a**	**0.01**	**NP**
Boron (mg/L)	HGWA-3 (bg)	0.0005613	68	105	No	24	25	n/a	n/a	0.01	NP
Boron (mg/L)	**HGWA-43D (bg)**	**-0.005612**	**-42**	**-38**	**Yes**	**12**	**0**	**n/a**	**n/a**	**0.01**	**NP**
Boron (mg/L)	**HGWA-44D (bg)**	**0.0621**	**46**	**38**	**Yes**	**12**	**0**	**n/a**	**n/a**	**0.01**	**NP**
Boron (mg/L)	**HGWC-12**	**-0.1708**	**-149**	**-98**	**Yes**	**23**	**0**	**n/a**	**n/a**	**0.01**	**NP**
Boron (mg/L)	**HGWC-13**	**-0.1888**	**-167**	**-105**	**Yes**	**24**	**0**	**n/a**	**n/a**	**0.01**	**NP**
Boron (mg/L)	HGWC-7	0.0223	83	111	No	25	0	n/a	n/a	0.01	NP
Boron (mg/L)	HGWC-8	-0.03044	-54	-111	No	25	0	n/a	n/a	0.01	NP
Boron (mg/L)	HGWC-9	0.0282	51	98	No	23	0	n/a	n/a	0.01	NP
Calcium (mg/L)	HGWA-1 (bg)	1.902	84	105	No	24	0	n/a	n/a	0.01	NP
Calcium (mg/L)	**HGWA-2 (bg)**	**1.536**	**119**	**98**	**Yes**	**23**	**0**	**n/a**	**n/a**	**0.01**	**NP**
Calcium (mg/L)	**HGWA-3 (bg)**	**1.859**	**131**	**105**	**Yes**	**24**	**0**	**n/a**	**n/a**	**0.01**	**NP**
Calcium (mg/L)	HGWA-43D (bg)	-2.184	-32	-38	No	12	0	n/a	n/a	0.01	NP
Calcium (mg/L)	**HGWA-44D (bg)**	**-7.17**	**-42**	**-38**	**Yes**	**12**	**0**	**n/a**	**n/a**	**0.01**	**NP**
Calcium (mg/L)	**HGWC-10**	**-4.371**	**-99**	**-98**	**Yes**	**23**	**0**	**n/a**	**n/a**	**0.01**	**NP**
Calcium (mg/L)	HGWC-12	-2.98	-58	-98	No	23	0	n/a	n/a	0.01	NP
Calcium (mg/L)	HGWC-9	-0.1528	-9	-98	No	23	0	n/a	n/a	0.01	NP
Chloride (mg/L)	HGWA-1 (bg)	0.5764	87	105	No	24	0	n/a	n/a	0.01	NP
Chloride (mg/L)	HGWA-2 (bg)	0.0594	36	98	No	23	0	n/a	n/a	0.01	NP
Chloride (mg/L)	**HGWA-3 (bg)**	**-0.1585**	**-161**	**-105**	**Yes**	**24**	**0**	**n/a**	**n/a**	**0.01**	**NP**
Chloride (mg/L)	HGWA-43D (bg)	-0.1026	-21	-38	No	12	0	n/a	n/a	0.01	NP
Chloride (mg/L)	**HGWA-44D (bg)**	**6.515**	**46**	**38**	**Yes**	**12**	**0**	**n/a**	**n/a**	**0.01**	**NP**
Chloride (mg/L)	**HGWC-9**	**-11.12**	**-185**	**-98**	**Yes**	**23**	**0**	**n/a**	**n/a**	**0.01**	**NP**
Sulfate (mg/L)	HGWA-1 (bg)	0.5993	35	105	No	24	0	n/a	n/a	0.01	NP
Sulfate (mg/L)	**HGWA-2 (bg)**	**4.063**	**177**	**98**	**Yes**	**23**	**0**	**n/a**	**n/a**	**0.01**	**NP**
Sulfate (mg/L)	HGWA-3 (bg)	-0.4499	-30	-105	No	24	0	n/a	n/a	0.01	NP
Sulfate (mg/L)	**HGWA-43D (bg)**	**-3.566**	**-54**	**-38**	**Yes**	**12**	**0**	**n/a**	**n/a**	**0.01**	**NP**
Sulfate (mg/L)	HGWA-44D (bg)	-1.446	-8	-38	No	12	8.333	n/a	n/a	0.01	NP
Sulfate (mg/L)	**HGWC-10**	**-11.36**	**-126**	**-98**	**Yes**	**23**	**0**	**n/a**	**n/a**	**0.01**	**NP**
Sulfate (mg/L)	HGWC-11	-9.194	-83	-98	No	23	4.348	n/a	n/a	0.01	NP
Sulfate (mg/L)	HGWC-12	-7.946	-70	-98	No	23	0	n/a	n/a	0.01	NP
Sulfate (mg/L)	HGWC-13	27.37	83	105	No	24	0	n/a	n/a	0.01	NP
Sulfate (mg/L)	HGWC-8	-10.26	-105	-111	No	25	0	n/a	n/a	0.01	NP
Sulfate (mg/L)	HGWC-9	-4.14	-96	-98	No	23	0	n/a	n/a	0.01	NP
Total Dissolved Solids (mg/L)	HGWA-1 (bg)	5.368	56	105	No	24	0	n/a	n/a	0.01	NP
Total Dissolved Solids (mg/L)	HGWA-2 (bg)	6.288	78	98	No	23	0	n/a	n/a	0.01	NP
Total Dissolved Solids (mg/L)	HGWA-3 (bg)	2.16	44	105	No	24	0	n/a	n/a	0.01	NP
Total Dissolved Solids (mg/L)	HGWA-43D (bg)	0.03609	0	38	No	12	0	n/a	n/a	0.01	NP
Total Dissolved Solids (mg/L)	HGWA-44D (bg)	28.25	38	38	No	12	0	n/a	n/a	0.01	NP
Total Dissolved Solids (mg/L)	**HGWC-12**	**-33.33**	**-105**	**-98**	**Yes**	**23**	**0**	**n/a**	**n/a**	**0.01**	**NP**
Total Dissolved Solids (mg/L)	HGWC-9	-27.6	-79	-98	No	23	0	n/a	n/a	0.01	NP

Upper Tolerance Limits

Plant Hammond Client: Southern Company Data: Hammond AP-1 Printed 10/16/2024, 3:59 PM

Constituent	Well	Upper Lim.	Date	Observ.	Sig.	Bg N	%NDs	Transform	Alpha	Method
Antimony (mg/L)	n/a	0.003	n/a	n/a	n/a	98	83.67	n/a	0.00656	NP Inter(NDs)
Arsenic (mg/L)	n/a	0.005	n/a	n/a	n/a	104	69.23	n/a	0.004822	NP Inter(NDs)
Barium (mg/L)	n/a	0.46	n/a	n/a	n/a	104	0	n/a	0.004822	NP Inter(normality)
Beryllium (mg/L)	n/a	0.0005	n/a	n/a	n/a	98	78.57	n/a	0.00656	NP Inter(NDs)
Cadmium (mg/L)	n/a	0.0005	n/a	n/a	n/a	98	84.69	n/a	0.00656	NP Inter(NDs)
Chromium (mg/L)	n/a	0.0079	n/a	n/a	n/a	98	85.71	n/a	0.00656	NP Inter(NDs)
Cobalt (mg/L)	n/a	0.038	n/a	n/a	n/a	98	71.43	n/a	0.00656	NP Inter(NDs)
Combined Radium 226 + 228 (pCi/L)	n/a	1.597	n/a	n/a	n/a	104	0	sqrt(x)	0.05	Inter
Fluoride (mg/L)	n/a	1.5	n/a	n/a	n/a	109	25.69	n/a	0.003731	NP Inter(normality)
Lead (mg/L)	n/a	0.001	n/a	n/a	n/a	95	72.63	n/a	0.007651	NP Inter(NDs)
Lithium (mg/L)	n/a	0.064	n/a	n/a	n/a	101	19.8	n/a	0.005625	NP Inter(normality)
Mercury (mg/L)	n/a	0.0002	n/a	n/a	n/a	76	97.37	n/a	0.02028	NP Inter(NDs)
Molybdenum (mg/L)	n/a	0.01	n/a	n/a	n/a	106	75.47	n/a	0.004352	NP Inter(NDs)
Selenium (mg/L)	n/a	0.005	n/a	n/a	n/a	104	95.19	n/a	0.004822	NP Inter(NDs)
Thallium (mg/L)	n/a	0.001	n/a	n/a	n/a	104	99.04	n/a	0.004822	NP Inter(NDs)

PLANT HAMMOND AP-1 GWPS				
Constituent Name	**MCL**	**CCR-Rule Specified**	**Background Limit**	**GWPS**
Antimony, Total (mg/L)	0.006		0.003	0.006
Arsenic, Total (mg/L)	0.01		0.005	0.01
Barium, Total (mg/L)	2		0.46	2
Beryllium, Total (mg/L)	0.004		0.0005	0.004
Cadmium, Total (mg/L)	0.005		0.0005	0.005
Chromium, Total (mg/L)	0.1		0.0079	0.1
Cobalt, Total (mg/L)	n/a	0.006	0.038	0.038
Combined Radium, Total (pCi/L)	5		1.6	5
Fluoride, Total (mg/L)	4		1.5	4
Lead, Total (mg/L)	n/a	0.015	0.001	0.015
Lithium, Total (mg/L)	n/a	0.04	0.064	0.064
Mercury, Total (mg/L)	0.002		0.0002	0.002
Molybdenum, Total (mg/L)	n/a	0.1	0.01	0.1
Selenium, Total (mg/L)	0.05		0.005	0.05
Thallium, Total (mg/L)	0.002		0.001	0.002

**Grey cell indidcates background is higher than MCL or CCR-Rule*

**MCL = Maximum Contaminant Level*

**CCR = Coal Combustion Residuals*

**GWPS = Groundwater Protection Statard*

Confidence Intervals - Significant Results

Plant Hammond Client: Southern Company Data: Hammond AP-1 Printed 10/16/2024, 4:05 PM

Constituent	Well	Upper Lim.	Lower Lim.	Compliance	Sig.	N	%NDs	Transform	Alpha	Method
Arsenic (mg/L)	**HGWC-13**	**0.459**	**0.3795**	**0.01**	**Yes**	**27**	**0**	**No**	**0.01**	**Param.**
Molybdenum (mg/L)	**HGWC-8**	**0.471**	**0.3963**	**0.1**	**Yes**	**28**	**0**	**x^2**	**0.01**	**Param.**

Confidence Intervals - All Results

Plant Hammond Client: Southern Company Data: Hammond AP-1 Printed 10/16/2024, 4:05 PM

Constituent	Well	Upper Lim.	Lower Lim.	Compliance	Sig.	N	%NDs	Transform	Alpha	Method
Antimony (mg/L)	HGWC-10	0.003	0.0018	0.006	No	24	91.67	No	0.01	NP (NDs)
Antimony (mg/L)	HGWC-11	0.003	0.00038	0.006	No	24	95.83	No	0.01	NP (NDs)
Antimony (mg/L)	HGWC-13	0.003	0.00061	0.006	No	25	72	No	0.01	NP (NDs)
Antimony (mg/L)	HGWC-7	0.003	0.0017	0.006	No	25	92	No	0.01	NP (NDs)
Antimony (mg/L)	HGWC-8	0.003	0.00064	0.006	No	25	96	No	0.01	NP (NDs)
Antimony (mg/L)	HGWC-9	0.003	0.00092	0.006	No	24	83.33	No	0.01	NP (NDs)
Antimony (mg/L)	MW-24D	0.003	0.0017	0.006	No	15	86.67	No	0.01	NP (NDs)
Antimony (mg/L)	MW-26D	0.003	0.002	0.006	No	15	86.67	No	0.01	NP (NDs)
Antimony (mg/L)	MW-27D	0.003	0.0003	0.006	No	15	60	No	0.01	NP (NDs)
Antimony (mg/L)	MW-28D	0.003	0.0019	0.006	No	15	93.33	No	0.01	NP (NDs)
Antimony (mg/L)	MW-29	0.003	0.00094	0.006	No	15	93.33	No	0.01	NP (NDs)
Antimony (mg/L)	MW-6	0.003	0.0014	0.006	No	15	93.33	No	0.01	NP (NDs)
Antimony (mg/L)	MW-7	0.003	0.0013	0.006	No	15	73.33	No	0.01	NP (NDs)
Arsenic (mg/L)	HGWC-11	0.005	0.0018	0.01	No	26	50	No	0.01	NP (normality)
Arsenic (mg/L)	HGWC-12	0.003912	0.002779	0.01	No	26	11.54	sqrt(x)	0.01	Param.
Arsenic (mg/L)	**HGWC-13**	**0.459**	**0.3795**	**0.01**	**Yes**	**27**	**0**	**No**	**0.01**	**Param.**
Arsenic (mg/L)	HGWC-7	0.005	0.0019	0.01	No	27	96.3	No	0.01	NP (NDs)
Arsenic (mg/L)	HGWC-8	0.005	0.002	0.01	No	27	96.3	No	0.01	NP (NDs)
Arsenic (mg/L)	HGWC-9	0.005	0.0021	0.01	No	26	84.62	No	0.01	NP (NDs)
Arsenic (mg/L)	MW-19	0.005	0.00045	0.01	No	15	93.33	No	0.01	NP (NDs)
Arsenic (mg/L)	MW-20	0.005	0.0023	0.01	No	15	80	No	0.01	NP (NDs)
Arsenic (mg/L)	MW-25D	0.005	0.0011	0.01	No	15	73.33	No	0.01	NP (NDs)
Arsenic (mg/L)	MW-26D	0.005	0.0017	0.01	No	15	80	No	0.01	NP (NDs)
Arsenic (mg/L)	MW-27D	0.005	0.001	0.01	No	15	80	No	0.01	NP (NDs)
Arsenic (mg/L)	MW-28D	0.005	0.0011	0.01	No	15	93.33	No	0.01	NP (NDs)
Arsenic (mg/L)	MW-29	0.005	0.00037	0.01	No	15	93.33	No	0.01	NP (NDs)
Arsenic (mg/L)	MW-5	0.005	0.0013	0.01	No	15	93.33	No	0.01	NP (NDs)
Arsenic (mg/L)	MW-6	0.005	0.0034	0.01	No	15	93.33	No	0.01	NP (NDs)
Barium (mg/L)	HGWC-10	0.08072	0.06022	2	No	26	0	No	0.01	Param.
Barium (mg/L)	HGWC-11	0.04815	0.03242	2	No	26	0	sqrt(x)	0.01	Param.
Barium (mg/L)	HGWC-12	0.105	0.08412	2	No	26	0	sqrt(x)	0.01	Param.
Barium (mg/L)	HGWC-13	0.08404	0.06489	2	No	27	0	No	0.01	Param.
Barium (mg/L)	HGWC-7	0.0737	0.06778	2	No	27	0	No	0.01	Param.
Barium (mg/L)	HGWC-8	0.07106	0.05953	2	No	27	0	No	0.01	Param.
Barium (mg/L)	HGWC-9	0.1152	0.09272	2	No	26	0	No	0.01	Param.
Barium (mg/L)	MW-19	0.05814	0.0404	2	No	15	0	No	0.01	Param.
Barium (mg/L)	MW-20	0.09495	0.08732	2	No	15	0	No	0.01	Param.
Barium (mg/L)	MW-24D	0.062	0.043	2	No	15	0	No	0.01	NP (normality)
Barium (mg/L)	MW-25D	0.6392	0.4568	2	No	15	0	No	0.01	Param.
Barium (mg/L)	MW-26D	0.111	0.06656	2	No	15	0	No	0.01	Param.
Barium (mg/L)	MW-27D	1.1	0.94	2	No	15	0	No	0.01	NP (normality)
Barium (mg/L)	MW-28D	1.202	0.3904	2	No	16	0	x^(1/3)	0.01	Param.
Barium (mg/L)	MW-29	0.08186	0.07054	2	No	15	0	No	0.01	Param.
Barium (mg/L)	MW-5	0.05134	0.04453	2	No	15	0	No	0.01	Param.
Barium (mg/L)	MW-6	0.08802	0.07478	2	No	15	0	No	0.01	Param.
Barium (mg/L)	MW-7	0.06074	0.04952	2	No	15	0	No	0.01	Param.
Beryllium (mg/L)	HGWC-11	0.0005	0.00012	0.004	No	24	66.67	No	0.01	NP (NDs)
Beryllium (mg/L)	HGWC-13	0.0005	0.000099	0.004	No	25	56	No	0.01	NP (NDs)
Beryllium (mg/L)	HGWC-7	0.0005	0.00019	0.004	No	25	88	No	0.01	NP (NDs)
Beryllium (mg/L)	HGWC-8	0.0005	0.000078	0.004	No	25	64	No	0.01	NP (NDs)
Beryllium (mg/L)	MW-19	0.0005	0.000058	0.004	No	15	93.33	No	0.01	NP (NDs)
Beryllium (mg/L)	MW-28D	0.0005	0.00014	0.004	No	15	80	No	0.01	NP (NDs)
Beryllium (mg/L)	MW-7	0.0005	0.000051	0.004	No	15	93.33	No	0.01	NP (NDs)
Cadmium (mg/L)	HGWC-10	0.0005	0.000115	0.005	No	24	70.83	No	0.01	NP (NDs)
Cadmium (mg/L)	HGWC-11	0.0005	0.0001	0.005	No	24	87.5	No	0.01	NP (NDs)
Cadmium (mg/L)	HGWC-12	0.0005	0.0003	0.005	No	24	83.33	No	0.01	NP (NDs)
Cadmium (mg/L)	HGWC-7	0.0005	0.0002	0.005	No	25	80	No	0.01	NP (NDs)
Cadmium (mg/L)	HGWC-8	0.00031	0.00017	0.005	No	25	4	No	0.01	NP (normality)
Cadmium (mg/L)	HGWC-9	0.0005	0.0002	0.005	No	24	87.5	No	0.01	NP (NDs)
Cadmium (mg/L)	MW-19	0.0002956	0.0001522	0.005	No	15	26.67	ln(x)	0.01	Param.
Cadmium (mg/L)	MW-29	0.00053	0.00019	0.005	No	15	86.67	No	0.01	NP (NDs)
Chromium (mg/L)	HGWC-10	0.02	0.0012	0.1	No	24	87.5	No	0.01	NP (NDs)
Chromium (mg/L)	HGWC-11	0.005	0.0012	0.1	No	24	87.5	No	0.01	NP (NDs)
Chromium (mg/L)	HGWC-12	0.005	0.0025	0.1	No	24	87.5	No	0.01	NP (NDs)
Chromium (mg/L)	HGWC-13	0.005	0.00059	0.1	No	25	88	No	0.01	NP (NDs)
Chromium (mg/L)	HGWC-7	0.005	0.0021	0.1	No	25	72	No	0.01	NP (NDs)
Chromium (mg/L)	HGWC-8	0.005	0.0015	0.1	No	25	84	No	0.01	NP (NDs)
Chromium (mg/L)	HGWC-9	0.005	0.0013	0.1	No	24	83.33	No	0.01	NP (NDs)

Confidence Intervals - All Results

Plant Hammond Client: Southern Company Data: Hammond AP-1 Printed 10/16/2024, 4:05 PM

Constituent	Well	Upper Lim.	Lower Lim.	Compliance	Sig.	N	%NDs	Transform	Alpha	Method
Chromium (mg/L)	MW-19	0.005	0.00066	0.1	No	15	60	No	0.01	NP (NDs)
Chromium (mg/L)	MW-20	0.005	0.00071	0.1	No	15	80	No	0.01	NP (NDs)
Chromium (mg/L)	MW-24D	0.005	0.0017	0.1	No	15	86.67	No	0.01	NP (NDs)
Chromium (mg/L)	MW-25D	0.005	0.0012	0.1	No	15	86.67	No	0.01	NP (NDs)
Chromium (mg/L)	MW-26D	0.005	0.001	0.1	No	15	66.67	No	0.01	NP (NDs)
Chromium (mg/L)	MW-27D	0.005	0.00082	0.1	No	15	86.67	No	0.01	NP (NDs)
Chromium (mg/L)	MW-28D	0.005	0.00085	0.1	No	15	60	No	0.01	NP (NDs)
Chromium (mg/L)	MW-29	0.005	0.001	0.1	No	15	93.33	No	0.01	NP (NDs)
Chromium (mg/L)	MW-5	0.003655	0.002279	0.1	No	15	6.667	No	0.01	Param.
Chromium (mg/L)	MW-6	0.005	0.0014	0.1	No	15	80	No	0.01	NP (NDs)
Chromium (mg/L)	MW-7	0.005	0.0015	0.1	No	15	26.67	No	0.01	NP (normality)
Cobalt (mg/L)	HGWC-10	0.005	0.0012	0.038	No	24	75	No	0.01	NP (NDs)
Cobalt (mg/L)	HGWC-11	0.005	0.0014	0.038	No	24	50	No	0.01	NP (normality)
Cobalt (mg/L)	HGWC-12	0.0017	0.0012	0.038	No	24	8.333	No	0.01	NP (normality)
Cobalt (mg/L)	HGWC-13	0.0053	0.0026	0.038	No	25	4	No	0.01	NP (normality)
Cobalt (mg/L)	HGWC-7	0.001479	0.0006895	0.038	No	25	12	ln(x)	0.01	Param.
Cobalt (mg/L)	HGWC-8	0.0023	0.0018	0.038	No	25	8	No	0.01	NP (normality)
Cobalt (mg/L)	HGWC-9	0.0007	0.00053	0.038	No	24	8.333	No	0.01	NP (normality)
Cobalt (mg/L)	MW-19	0.03917	0.0255	0.038	No	15	0	No	0.01	Param.
Cobalt (mg/L)	MW-20	0.005	0.0011	0.038	No	15	93.33	No	0.01	NP (NDs)
Cobalt (mg/L)	MW-24D	0.005	0.0011	0.038	No	15	80	No	0.01	NP (NDs)
Cobalt (mg/L)	MW-26D	0.005	0.00045	0.038	No	15	33.33	No	0.01	NP (normality)
Cobalt (mg/L)	MW-27D	0.005	0.00045	0.038	No	15	80	No	0.01	NP (NDs)
Cobalt (mg/L)	MW-28D	0.005	0.00093	0.038	No	15	93.33	No	0.01	NP (NDs)
Cobalt (mg/L)	MW-29	0.001314	0.0006925	0.038	No	15	6.667	sqrt(x)	0.01	Param.
Cobalt (mg/L)	MW-6	0.00094	0.00036	0.038	No	15	13.33	No	0.01	NP (normality)
Combined Radium 226 + 228 (pCi/L)	HGWC-10	1.008	0.5784	5	No	26	0	No	0.01	Param.
Combined Radium 226 + 228 (pCi/L)	HGWC-11	1.085	0.6473	5	No	26	0	No	0.01	Param.
Combined Radium 226 + 228 (pCi/L)	HGWC-12	0.9673	0.5485	5	No	26	0	No	0.01	Param.
Combined Radium 226 + 228 (pCi/L)	HGWC-13	0.8879	0.564	5	No	26	0	sqrt(x)	0.01	Param.
Combined Radium 226 + 228 (pCi/L)	HGWC-7	0.8079	0.4332	5	No	27	0	sqrt(x)	0.01	Param.
Combined Radium 226 + 228 (pCi/L)	HGWC-8	0.918	0.6485	5	No	26	0	No	0.01	Param.
Combined Radium 226 + 228 (pCi/L)	HGWC-9	0.8607	0.5364	5	No	26	0	No	0.01	Param.
Combined Radium 226 + 228 (pCi/L)	MW-19	0.8572	0.4175	5	No	15	0	No	0.01	Param.
Combined Radium 226 + 228 (pCi/L)	MW-20	0.8921	0.4004	5	No	15	0	No	0.01	Param.
Combined Radium 226 + 228 (pCi/L)	MW-24D	0.5438	0.1867	5	No	15	0	sqrt(x)	0.01	Param.
Combined Radium 226 + 228 (pCi/L)	MW-25D	1.246	0.8676	5	No	15	0	No	0.01	Param.
Combined Radium 226 + 228 (pCi/L)	MW-26D	0.7517	0.1876	5	No	15	0	sqrt(x)	0.01	Param.
Combined Radium 226 + 228 (pCi/L)	MW-27D	1.462	0.7742	5	No	15	0	No	0.01	Param.
Combined Radium 226 + 228 (pCi/L)	MW-28D	1.731	0.699	5	No	15	0	No	0.01	Param.
Combined Radium 226 + 228 (pCi/L)	MW-29	0.8237	0.3283	5	No	15	0	No	0.01	Param.
Combined Radium 226 + 228 (pCi/L)	MW-5	0.8929	0.5438	5	No	15	0	No	0.01	Param.
Combined Radium 226 + 228 (pCi/L)	MW-6	0.839	0.493	5	No	15	0	No	0.01	NP (normality)
Combined Radium 226 + 228 (pCi/L)	MW-7	1.034	0.4121	5	No	15	0	No	0.01	Param.
Fluoride (mg/L)	HGWC-10	0.1677	0.08202	4	No	27	14.81	ln(x)	0.01	Param.
Fluoride (mg/L)	HGWC-11	0.3732	0.2304	4	No	27	0	sqrt(x)	0.01	Param.
Fluoride (mg/L)	HGWC-12	0.31	0.17	4	No	27	3.704	No	0.01	NP (normality)
Fluoride (mg/L)	HGWC-13	0.6469	0.4673	4	No	28	0	No	0.01	Param.
Fluoride (mg/L)	HGWC-7	0.15	0.0828	4	No	29	6.897	No	0.01	NP (normality)
Fluoride (mg/L)	HGWC-8	0.6017	0.4606	4	No	29	0	sqrt(x)	0.01	Param.
Fluoride (mg/L)	HGWC-9	0.2203	0.1011	4	No	27	7.407	sqrt(x)	0.01	Param.
Fluoride (mg/L)	MW-19	0.2293	0.1032	4	No	15	0	x^(1/3)	0.01	Param.
Fluoride (mg/L)	MW-20	0.1	0.074	4	No	15	73.33	No	0.01	NP (NDs)
Fluoride (mg/L)	MW-24D	0.0936	0.05441	4	No	15	26.67	sqrt(x)	0.01	Param.
Fluoride (mg/L)	MW-25D	1.7	1.4	4	No	15	0	No	0.01	NP (normality)
Fluoride (mg/L)	MW-26D	0.117	0.06402	4	No	15	6.667	No	0.01	Param.
Fluoride (mg/L)	MW-27D	0.28	0.22	4	No	15	0	No	0.01	NP (normality)
Fluoride (mg/L)	MW-28D	0.2402	0.1731	4	No	15	0	No	0.01	Param.
Fluoride (mg/L)	MW-29	0.18	0.068	4	No	15	60	No	0.01	NP (NDs)
Fluoride (mg/L)	MW-5	0.0838	0.05926	4	No	15	13.33	No	0.01	Param.
Fluoride (mg/L)	MW-6	0.15	0.053	4	No	15	13.33	No	0.01	NP (normality)
Fluoride (mg/L)	MW-7	0.17	0.06	4	No	15	60	No	0.01	NP (NDs)
Lead (mg/L)	HGWC-10	0.001	0.00005	0.015	No	22	95.45	No	0.01	NP (NDs)
Lead (mg/L)	HGWC-11	0.001	0.0003	0.015	No	22	72.73	No	0.01	NP (NDs)
Lead (mg/L)	HGWC-12	0.001	0.00043	0.015	No	22	77.27	No	0.01	NP (NDs)
Lead (mg/L)	HGWC-13	0.001	0.00018	0.015	No	23	73.91	No	0.01	NP (NDs)
Lead (mg/L)	HGWC-7	0.001	0.0002	0.015	No	23	60.87	No	0.01	NP (NDs)
Lead (mg/L)	HGWC-8	0.001	0.0002	0.015	No	23	78.26	No	0.01	NP (NDs)

Confidence Intervals - All Results

Plant Hammond Client: Southern Company Data: Hammond AP-1 Printed 10/16/2024, 4:05 PM

Constituent	Well	Upper Lim.	Lower Lim.	Compliance	Sig.	N	%NDs	Transform	Alpha	Method
Lead (mg/L)	HGWC-9	0.001	0.0002	0.015	No	22	63.64	No	0.01	NP (NDs)
Lead (mg/L)	MW-19	0.001	0.000071	0.015	No	13	69.23	No	0.01	NP (NDs)
Lead (mg/L)	MW-20	0.001	0.0001	0.015	No	13	69.23	No	0.01	NP (NDs)
Lead (mg/L)	MW-24D	0.001	0.000042	0.015	No	13	61.54	No	0.01	NP (NDs)
Lead (mg/L)	MW-26D	0.001	0.0001	0.015	No	13	84.62	No	0.01	NP (NDs)
Lead (mg/L)	MW-27D	0.001	0.00043	0.015	No	13	84.62	No	0.01	NP (NDs)
Lead (mg/L)	MW-28D	0.001	0.00018	0.015	No	13	61.54	No	0.01	NP (NDs)
Lead (mg/L)	MW-29	0.001	0.00009	0.015	No	13	76.92	No	0.01	NP (NDs)
Lead (mg/L)	MW-5	0.001	0.000047	0.015	No	13	92.31	No	0.01	NP (NDs)
Lead (mg/L)	MW-6	0.001	0.000084	0.015	No	13	69.23	No	0.01	NP (NDs)
Lead (mg/L)	MW-7	0.001	0.000062	0.015	No	13	92.31	No	0.01	NP (NDs)
Lithium (mg/L)	HGWC-12	0.01021	0.008026	0.064	No	26	0	No	0.01	Param.
Lithium (mg/L)	HGWC-13	0.04055	0.03265	0.064	No	27	0	No	0.01	Param.
Lithium (mg/L)	HGWC-7	0.0026	0.002	0.064	No	27	3.704	No	0.01	NP (normality)
Lithium (mg/L)	HGWC-8	0.003	0.0025	0.064	No	27	11.11	No	0.01	NP (normality)
Lithium (mg/L)	HGWC-9	0.0044	0.0036	0.064	No	26	3.846	No	0.01	NP (normality)
Lithium (mg/L)	MW-19	0.01299	0.008673	0.064	No	15	6.667	No	0.01	Param.
Lithium (mg/L)	MW-20	0.03	0.00091	0.064	No	15	40	No	0.01	NP (normality)
Lithium (mg/L)	MW-24D	0.0029	0.002606	0.064	No	15	0	No	0.01	Param.
Lithium (mg/L)	MW-25D	0.04853	0.04133	0.064	No	15	0	No	0.01	Param.
Lithium (mg/L)	MW-26D	0.004	0.0032	0.064	No	15	0	No	0.01	NP (normality)
Lithium (mg/L)	MW-27D	0.009097	0.006636	0.064	No	15	0	No	0.01	Param.
Lithium (mg/L)	MW-28D	0.01344	0.008082	0.064	No	15	0	No	0.01	Param.
Lithium (mg/L)	MW-29	0.002289	0.002004	0.064	No	15	0	No	0.01	Param.
Mercury (mg/L)	HGWC-10	0.0002	0.00005	0.002	No	18	94.44	No	0.01	NP (NDs)
Mercury (mg/L)	HGWC-11	0.0002	0.00005	0.002	No	18	94.44	No	0.01	NP (NDs)
Mercury (mg/L)	HGWC-13	0.0002	0.00005	0.002	No	19	89.47	No	0.01	NP (NDs)
Mercury (mg/L)	HGWC-9	0.0002	0.00004	0.002	No	18	94.44	No	0.01	NP (NDs)
Mercury (mg/L)	MW-25D	0.0002	0.00013	0.002	No	9	88.89	No	0.002	NP (NDs)
Mercury (mg/L)	MW-29	0.0002	0.00017	0.002	No	9	88.89	No	0.002	NP (NDs)
Molybdenum (mg/L)	HGWC-10	0.01	0.0014	0.1	No	26	57.69	No	0.01	NP (NDs)
Molybdenum (mg/L)	HGWC-11	0.02557	0.01689	0.1	No	26	0	No	0.01	Param.
Molybdenum (mg/L)	HGWC-12	0.04889	0.04565	0.1	No	26	0	No	0.01	Param.
Molybdenum (mg/L)	HGWC-13	0.03378	0.02602	0.1	No	27	0	No	0.01	Param.
Molybdenum (mg/L)	HGWC-7	0.04164	0.03501	0.1	No	28	0	No	0.01	Param.
Molybdenum (mg/L)	**HGWC-8**	**0.471**	**0.3963**	**0.1**	**Yes**	**28**	**0**	**x^2**	**0.01**	**Param.**
Molybdenum (mg/L)	HGWC-9	0.033	0.0234	0.1	No	26	0	No	0.01	NP (normality)
Molybdenum (mg/L)	MW-19	0.04911	0.02502	0.1	No	15	6.667	No	0.01	Param.
Molybdenum (mg/L)	MW-24D	0.01	0.00087	0.1	No	15	26.67	No	0.01	NP (normality)
Molybdenum (mg/L)	MW-25D	0.01	0.0022	0.1	No	15	86.67	No	0.01	NP (NDs)
Molybdenum (mg/L)	MW-26D	0.02364	0.01336	0.1	No	16	6.25	No	0.01	Param.
Molybdenum (mg/L)	MW-27D	0.003791	0.001678	0.1	No	15	6.667	x^(1/3)	0.01	Param.
Molybdenum (mg/L)	MW-28D	0.01703	0.005801	0.1	No	15	0	No	0.01	Param.
Molybdenum (mg/L)	MW-29	0.00328	0.002507	0.1	No	15	0	No	0.01	Param.
Molybdenum (mg/L)	MW-6	0.002731	0.002349	0.1	No	15	0	No	0.01	Param.
Molybdenum (mg/L)	MW-7	0.01	0.0014	0.1	No	15	40	No	0.01	NP (normality)
Selenium (mg/L)	HGWC-10	0.005	0.0035	0.05	No	26	65.38	No	0.01	NP (NDs)
Selenium (mg/L)	HGWC-11	0.01323	0.006638	0.05	No	26	0	No	0.01	Param.
Selenium (mg/L)	HGWC-12	0.005	0.0011	0.05	No	26	96.15	No	0.01	NP (NDs)
Selenium (mg/L)	HGWC-13	0.005	0.0016	0.05	No	27	92.59	No	0.01	NP (NDs)
Selenium (mg/L)	HGWC-8	0.005	0.0024	0.05	No	27	96.3	No	0.01	NP (NDs)
Selenium (mg/L)	HGWC-9	0.005	0.0037	0.05	No	26	96.15	No	0.01	NP (NDs)
Selenium (mg/L)	MW-19	0.005164	0.002543	0.05	No	15	13.33	No	0.01	Param.
Selenium (mg/L)	MW-27D	0.005	0.00012	0.05	No	15	93.33	No	0.01	NP (NDs)
Selenium (mg/L)	MW-5	0.003669	0.002518	0.05	No	15	0	No	0.01	Param.
Selenium (mg/L)	MW-6	0.005	0.0013	0.05	No	15	93.33	No	0.01	NP (NDs)
Selenium (mg/L)	MW-7	0.005	0.0015	0.05	No	15	53.33	No	0.01	NP (NDs)
Thallium (mg/L)	HGWC-11	0.001	0.00008	0.002	No	26	92.31	No	0.01	NP (NDs)
Thallium (mg/L)	HGWC-12	0.001	0.0002	0.002	No	26	76.92	No	0.01	NP (NDs)
Thallium (mg/L)	HGWC-13	0.0004268	0.0003419	0.002	No	27	14.81	No	0.01	Param.
Thallium (mg/L)	HGWC-8	0.001	0.00018	0.002	No	27	70.37	No	0.01	NP (NDs)
Thallium (mg/L)	MW-19	0.001	0.00023	0.002	No	15	40	No	0.01	NP (normality)
Thallium (mg/L)	MW-28D	0.001	0.000092	0.002	No	15	93.33	No	0.01	NP (NDs)
Thallium (mg/L)	MW-29	0.001	0.000064	0.002	No	15	93.33	No	0.01	NP (NDs)
Thallium (mg/L)	MW-6	0.001	0.000082	0.002	No	15	93.33	No	0.01	NP (NDs)

Appendix IV Trend Tests - Significant Results

Plant Hammond Client: Southern Company Data: Hammond AP-1 Printed 10/16/2024, 3:31 PM

Constituent	Well	Slope	Calc.	Critical	Sig.	N	%NDs	Normality	Xform	Alpha	Method
Arsenic (mg/L)	**HGWC-13**	**0.02077**	**166**	**96**	**Yes**	**27**	**0**	**n/a**	**n/a**	**0.05**	**NP**
Molybdenum (mg/L)	**HGWA-43D (bg)**	**-0.0009266**	**-53**	**-34**	**Yes**	**13**	**0**	**n/a**	**n/a**	**0.05**	**NP**
Molybdenum (mg/L)	**HGWC-8**	**-0.02464**	**-188**	**-101**	**Yes**	**28**	**0**	**n/a**	**n/a**	**0.05**	**NP**

Appendix IV Trend Tests - All Results

Plant Hammond Client: Southern Company Data: Hammond AP-1 Printed 10/16/2024, 3:31 PM

Constituent	Well	Slope	Calc.	Critical	Sig.	N	%NDs	Normality	Xform	Alpha	Method
Arsenic (mg/L)	HGWA-1 (bg)	0	-2	-90	No	26	88.46	n/a	n/a	0.05	NP
Arsenic (mg/L)	HGWA-2 (bg)	0	61	90	No	26	65.38	n/a	n/a	0.05	NP
Arsenic (mg/L)	HGWA-3 (bg)	0	49	90	No	26	65.38	n/a	n/a	0.05	NP
Arsenic (mg/L)	HGWA-43D (bg)	0	7	34	No	13	46.15	n/a	n/a	0.05	NP
Arsenic (mg/L)	HGWA-44D (bg)	0	-12	-34	No	13	69.23	n/a	n/a	0.05	NP
Arsenic (mg/L)	**HGWC-13**	**0.02077**	**166**	**96**	**Yes**	**27**	**0**	**n/a**	**n/a**	**0.05**	**NP**
Molybdenum (mg/L)	HGWA-1 (bg)	0	0	96	No	27	100	n/a	n/a	0.05	NP
Molybdenum (mg/L)	HGWA-2 (bg)	0	0	90	No	26	100	n/a	n/a	0.05	NP
Molybdenum (mg/L)	HGWA-3 (bg)	0	0	96	No	27	100	n/a	n/a	0.05	NP
Molybdenum (mg/L)	**HGWA-43D (bg)**	**-0.0009266**	**-53**	**-34**	**Yes**	**13**	**0**	**n/a**	**n/a**	**0.05**	**NP**
Molybdenum (mg/L)	HGWA-44D (bg)	-0.00008223	-10	-34	No	13	0	n/a	n/a	0.05	NP
Molybdenum (mg/L)	**HGWC-8**	**-0.02464**	**-188**	**-101**	**Yes**	**28**	**0**	**n/a**	**n/a**	**0.05**	**NP**

Table of Contents

Figure A. Time Series	23
Figure B. Box Plots	169
Figure C. Outlier Summary	191
Figure D. Appendix III Interwell Prediction Limits	193
Figure E. Appendix III Trend Tests	230
Figure F. Upper Tolerance Limits	244
Figure G. Groundwater Protection Standards	254
Figure H. Confidence Intervals	256
Figure I. Appendix IV Trend Tests	341

FIGURE A.

Sanitas™ v.10.0.22 Software licensed to Groundwater Stats Consulting. UG
Hollow symbols indicate censored values.

Time Series

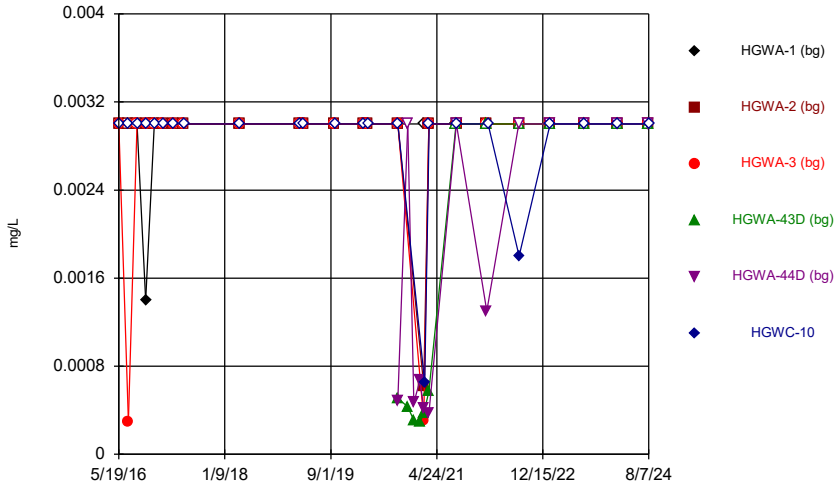

Constituent: Antimony Analysis Run 10/16/2024 4:14 PM
Plant Hammond Client: Southern Company Data: Hammond AP-1

Sanitas™ v.10.0.22 Software licensed to Groundwater Stats Consulting. UG
Hollow symbols indicate censored values.

Time Series

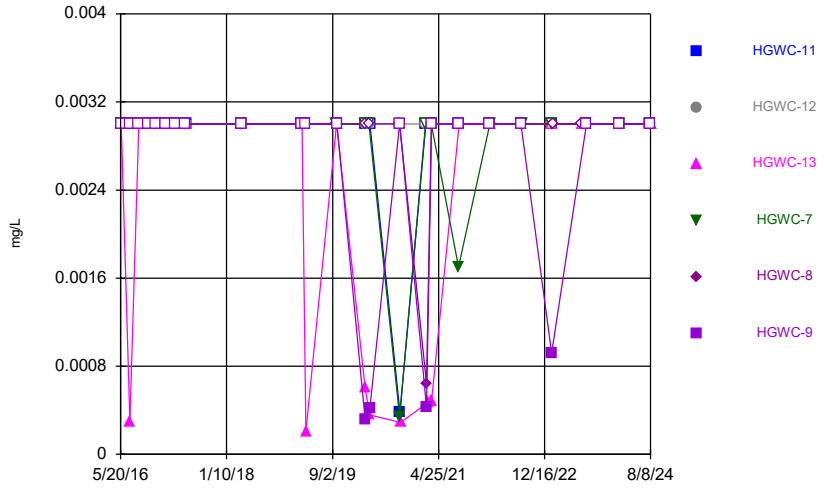

Constituent: Antimony Analysis Run 10/16/2024 4:14 PM
Plant Hammond Client: Southern Company Data: Hammond AP-1

Sanitas™ v.10.0.22 Software licensed to Groundwater Stats Consulting. UG
Hollow symbols indicate censored values.

Time Series

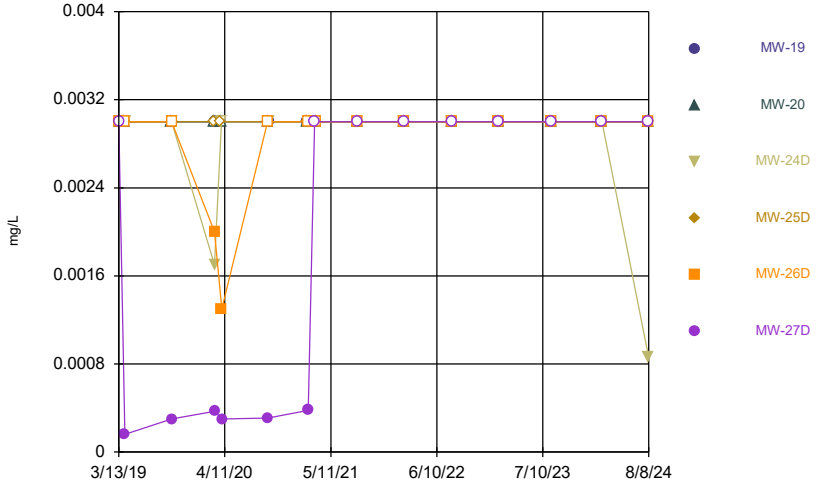

Constituent: Antimony Analysis Run 10/16/2024 4:14 PM
Plant Hammond Client: Southern Company Data: Hammond AP-1

Sanitas™ v.10.0.22 Software licensed to Groundwater Stats Consulting. UG
Hollow symbols indicate censored values.

Time Series

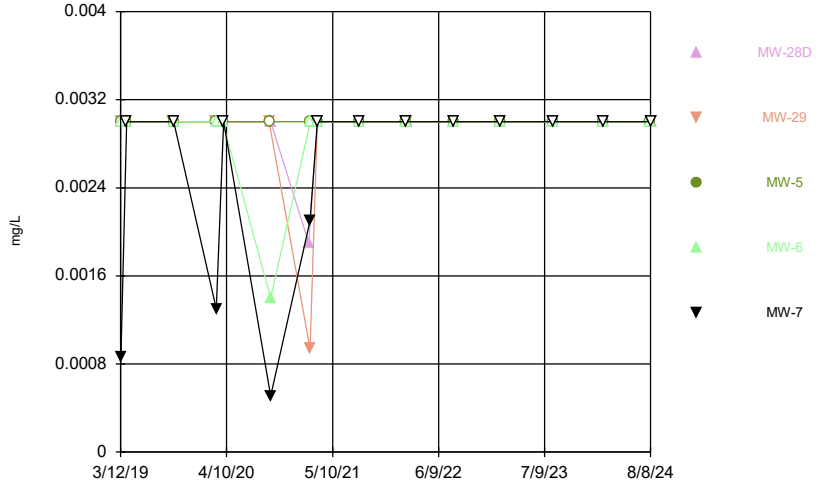

Constituent: Antimony Analysis Run 10/16/2024 4:14 PM
Plant Hammond Client: Southern Company Data: Hammond AP-1

Sanitas™ v.10.0.22 Software licensed to Groundwater Stats Consulting. UG
Hollow symbols indicate censored values.

Time Series

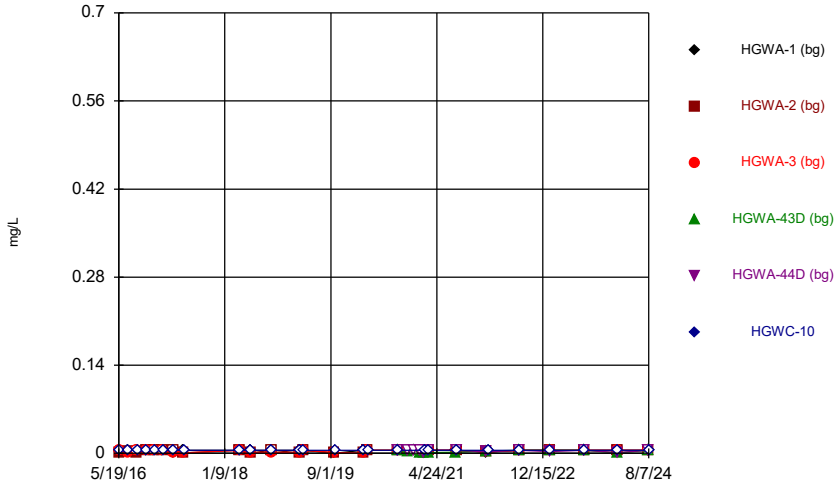

Constituent: Arsenic Analysis Run 10/16/2024 4:14 PM
Plant Hammond Client: Southern Company Data: Hammond AP-1

Sanitas™ v.10.0.22 Software licensed to Groundwater Stats Consulting. UG
Hollow symbols indicate censored values.

Time Series

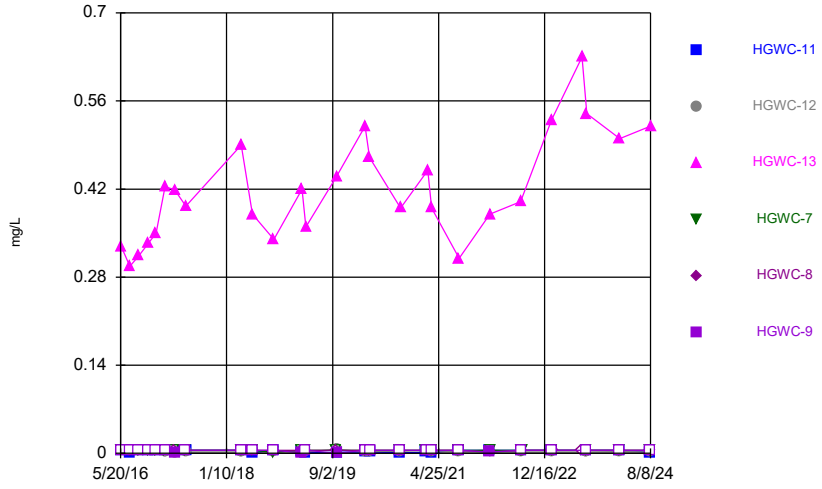

Constituent: Arsenic Analysis Run 10/16/2024 4:14 PM
Plant Hammond Client: Southern Company Data: Hammond AP-1

Sanitas™ v.10.0.22 Software licensed to Groundwater Stats Consulting. UG
Hollow symbols indicate censored values.

Time Series

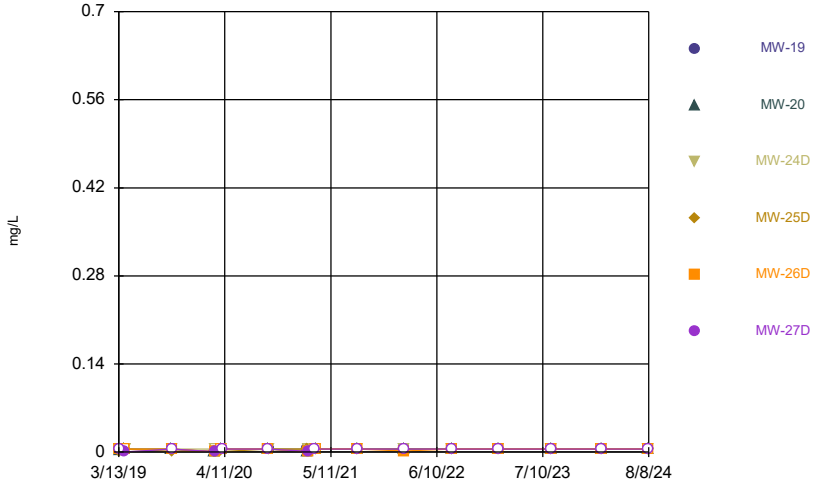

Constituent: Arsenic Analysis Run 10/16/2024 4:14 PM
Plant Hammond Client: Southern Company Data: Hammond AP-1

Sanitas™ v.10.0.22 Software licensed to Groundwater Stats Consulting. UG
Hollow symbols indicate censored values.

Time Series

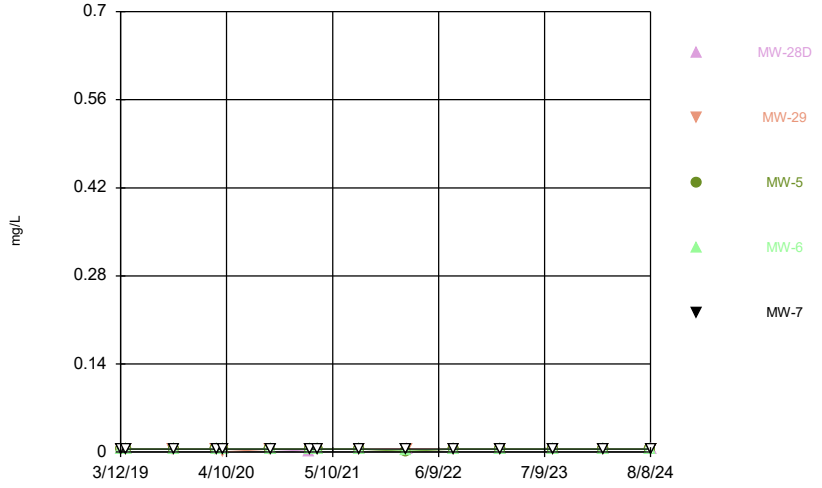

Constituent: Arsenic Analysis Run 10/16/2024 4:14 PM
Plant Hammond Client: Southern Company Data: Hammond AP-1

Sanitas™ v.10.0.22 Software licensed to Groundwater Stats Consulting. UG

Time Series

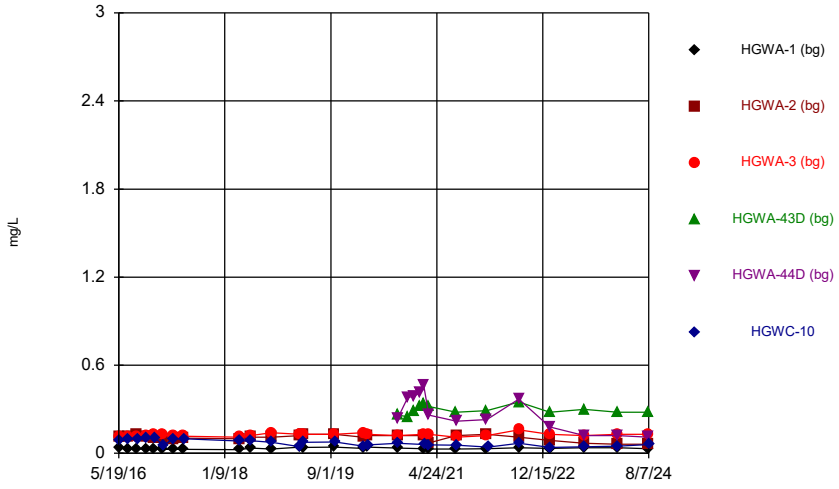

Constituent: Barium Analysis Run 10/16/2024 4:14 PM

Plant Hammond Client: Southern Company Data: Hammond AP-1

Sanitas™ v.10.0.22 Software licensed to Groundwater Stats Consulting. UG

Time Series

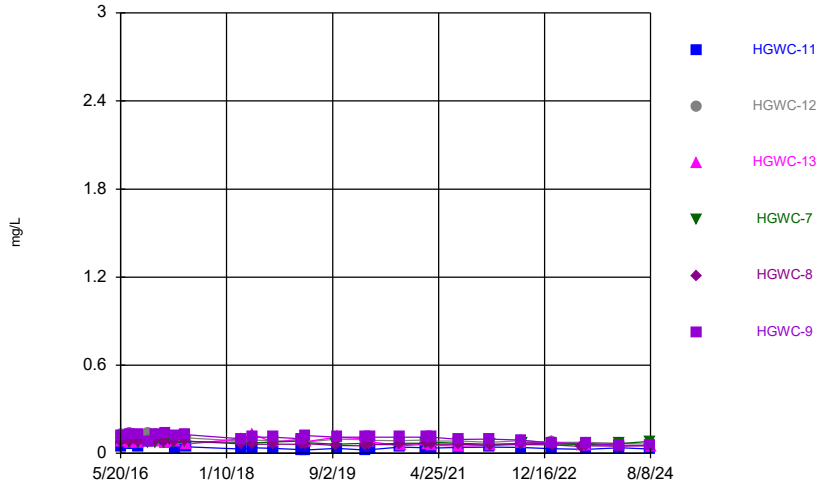

Constituent: Barium Analysis Run 10/16/2024 4:14 PM

Plant Hammond Client: Southern Company Data: Hammond AP-1

Sanitas™ v.10.0.22 Software licensed to Groundwater Stats Consulting. UG

Time Series

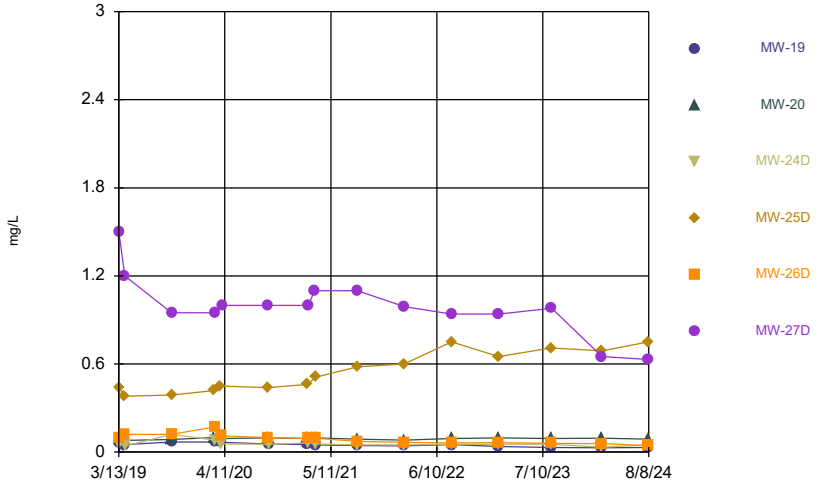

Constituent: Barium Analysis Run 10/16/2024 4:14 PM

Plant Hammond Client: Southern Company Data: Hammond AP-1

Sanitas™ v.10.0.22 Software licensed to Groundwater Stats Consulting. UG

Time Series

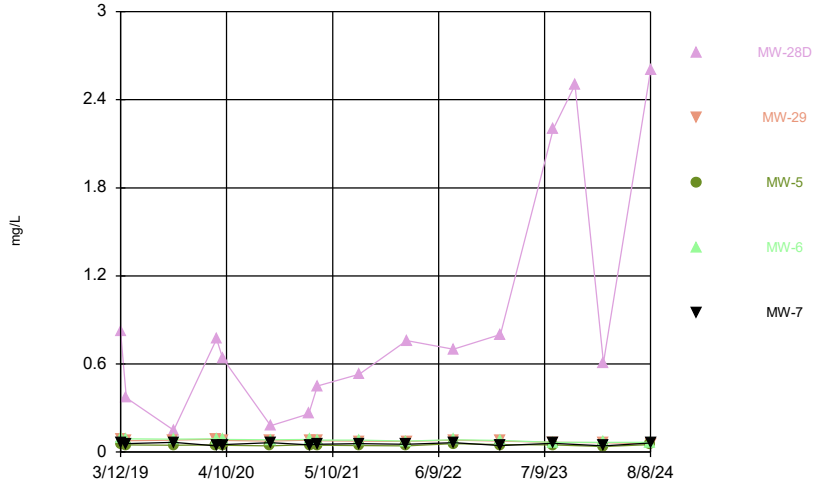

Constituent: Barium Analysis Run 10/16/2024 4:14 PM

Plant Hammond Client: Southern Company Data: Hammond AP-1

Sanitas™ v.10.0.22 Software licensed to Groundwater Stats Consulting. UG
Hollow symbols indicate censored values.

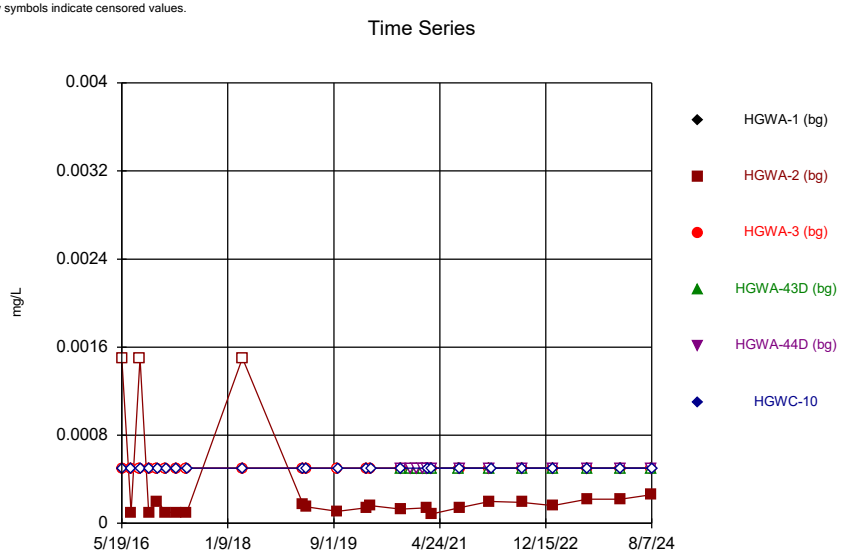

Constituent: Beryllium Analysis Run 10/16/2024 4:14 PM
Plant Hammond Client: Southern Company Data: Hammond AP-1

Sanitas™ v.10.0.22 Software licensed to Groundwater Stats Consulting. UG
Hollow symbols indicate censored values.

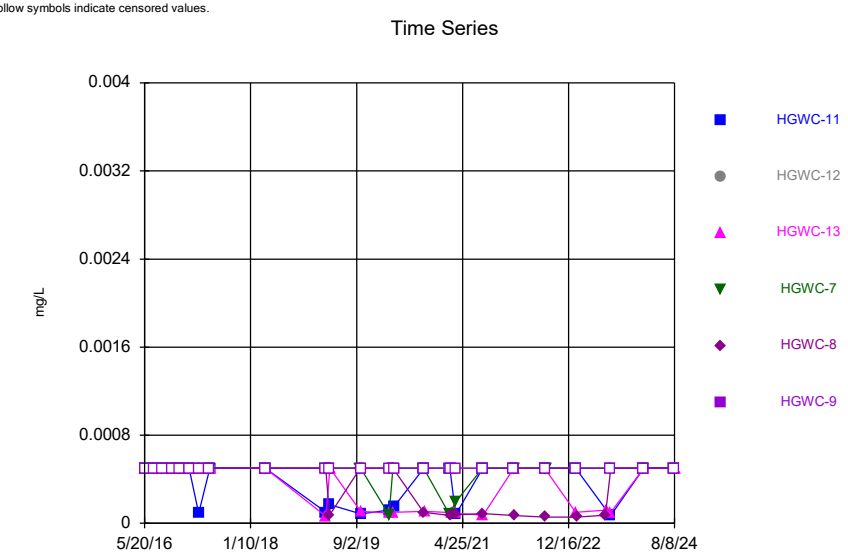

Constituent: Beryllium Analysis Run 10/16/2024 4:14 PM
Plant Hammond Client: Southern Company Data: Hammond AP-1

Sanitas™ v.10.0.22 Software licensed to Groundwater Stats Consulting. UG
Hollow symbols indicate censored values.

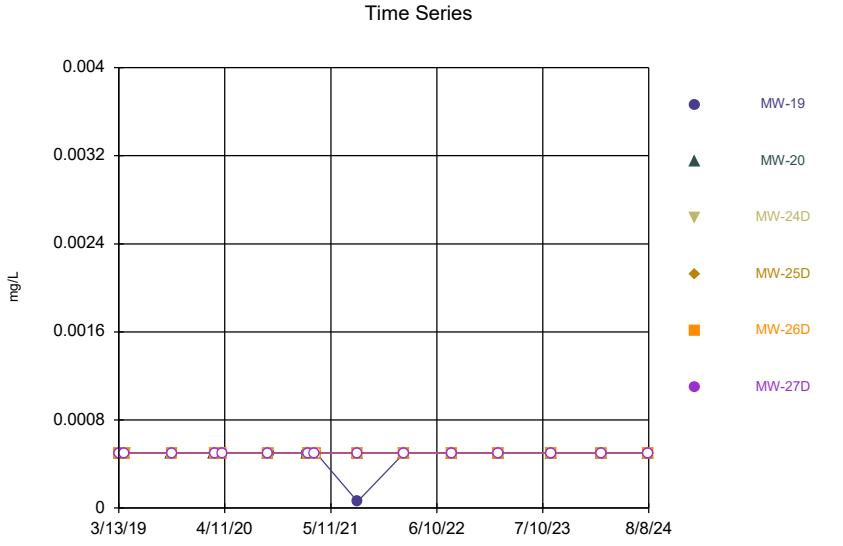

Constituent: Beryllium Analysis Run 10/16/2024 4:14 PM
Plant Hammond Client: Southern Company Data: Hammond AP-1

Sanitas™ v.10.0.22 Software licensed to Groundwater Stats Consulting. UG
Hollow symbols indicate censored values.

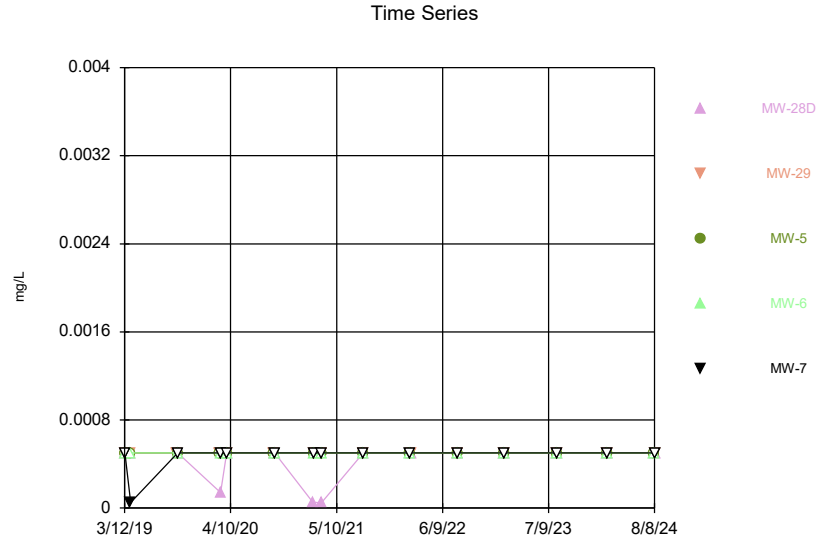

Constituent: Beryllium Analysis Run 10/16/2024 4:14 PM
Plant Hammond Client: Southern Company Data: Hammond AP-1

Sanitas™ v.10.0.22 Software licensed to Groundwater Stats Consulting. UG
Hollow symbols indicate censored values.

Time Series

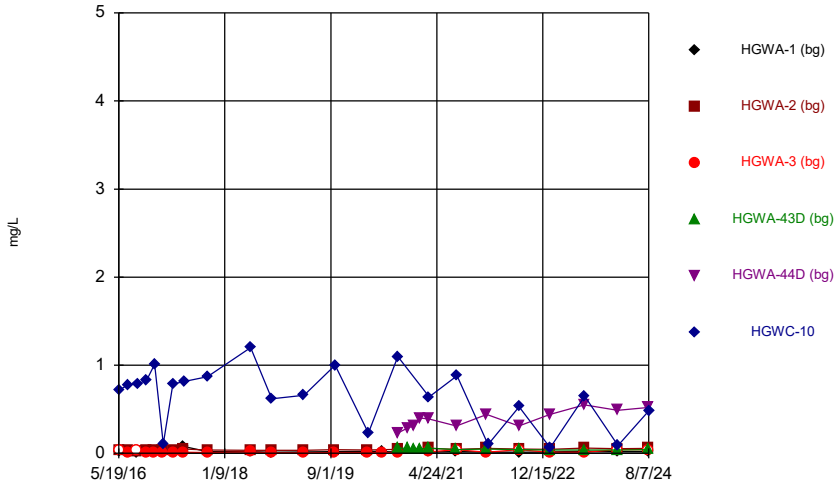

Constituent: Boron Analysis Run 10/16/2024 4:14 PM
Plant Hammond Client: Southern Company Data: Hammond AP-1

Sanitas™ v.10.0.22 Software licensed to Groundwater Stats Consulting. UG

Time Series

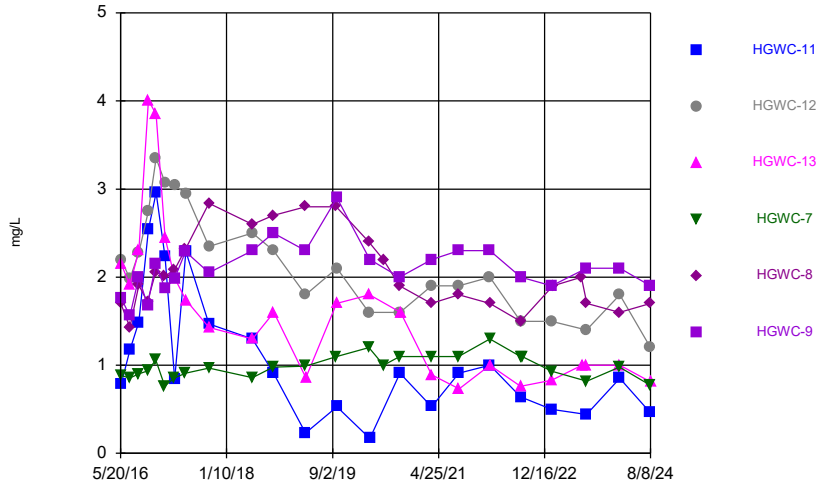

Constituent: Boron Analysis Run 10/16/2024 4:14 PM
Plant Hammond Client: Southern Company Data: Hammond AP-1

Sanitas™ v.10.0.22 Software licensed to Groundwater Stats Consulting. UG

Time Series

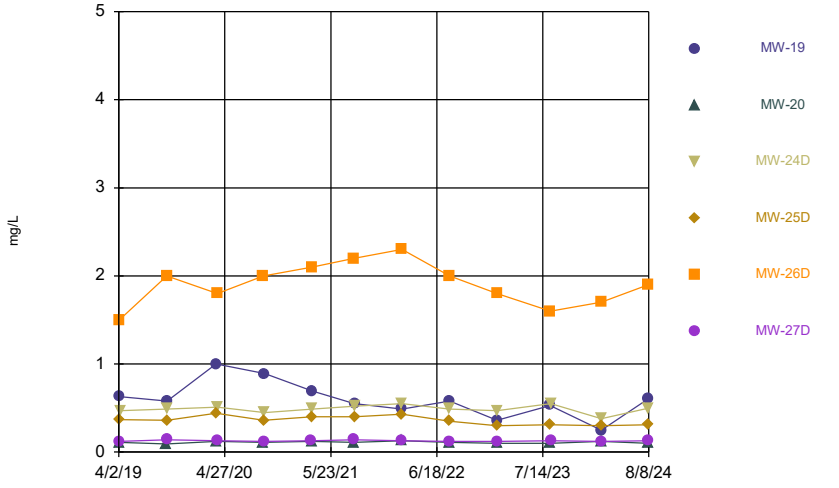

Constituent: Boron Analysis Run 10/16/2024 4:14 PM
Plant Hammond Client: Southern Company Data: Hammond AP-1

Sanitas™ v.10.0.22 Software licensed to Groundwater Stats Consulting. UG

Time Series

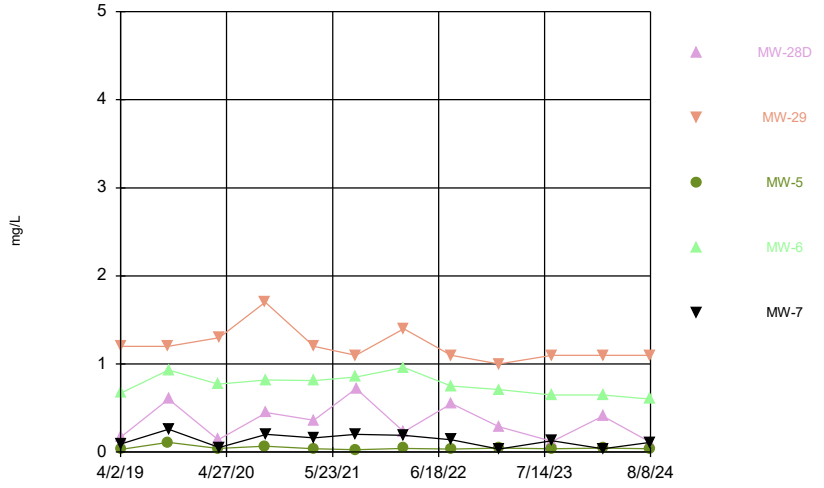

Constituent: Boron Analysis Run 10/16/2024 4:14 PM
Plant Hammond Client: Southern Company Data: Hammond AP-1

Sanitas™ v.10.0.22 Software licensed to Groundwater Stats Consulting. UG
Hollow symbols indicate censored values.

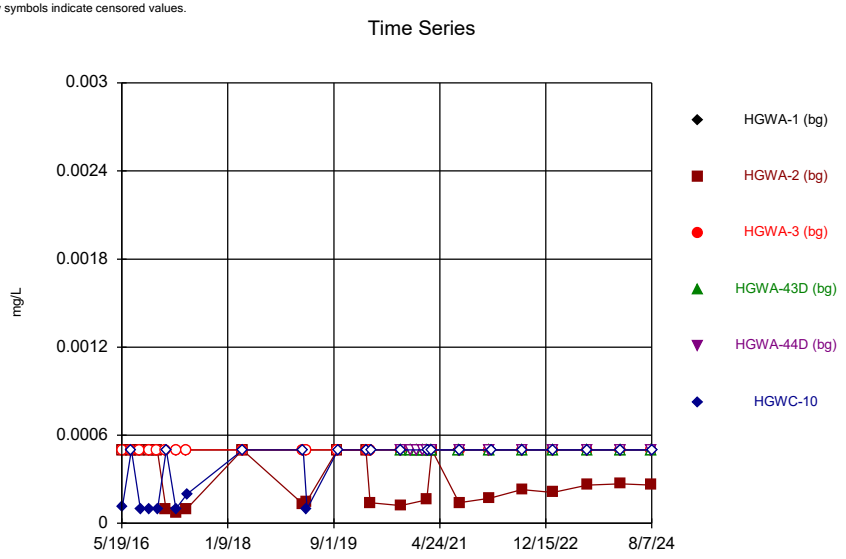

Sanitas™ v.10.0.22 Software licensed to Groundwater Stats Consulting. UG
Hollow symbols indicate censored values.

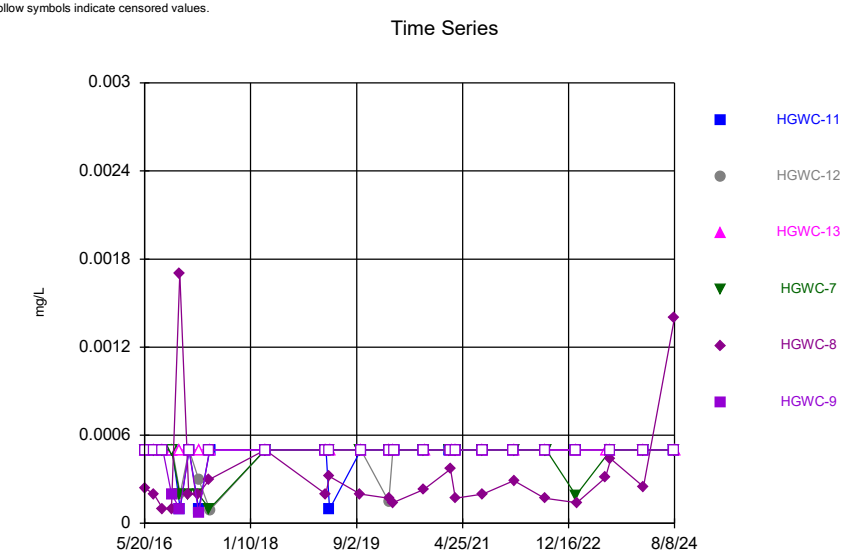

Sanitas™ v.10.0.22 Software licensed to Groundwater Stats Consulting. UG
Hollow symbols indicate censored values.

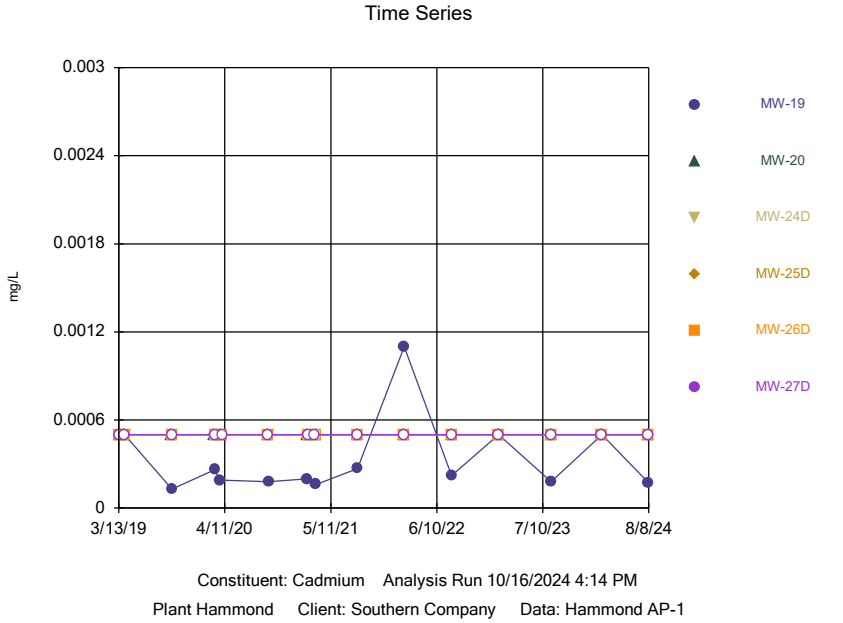

Sanitas™ v.10.0.22 Software licensed to Groundwater Stats Consulting. UG
Hollow symbols indicate censored values.

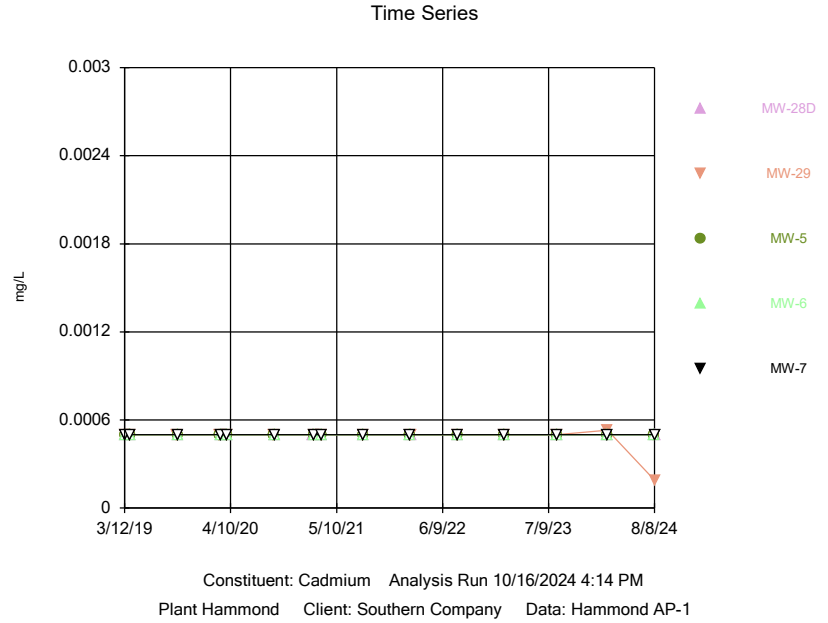

Sanitas™ v.10.0.22 Software licensed to Groundwater Stats Consulting. UG

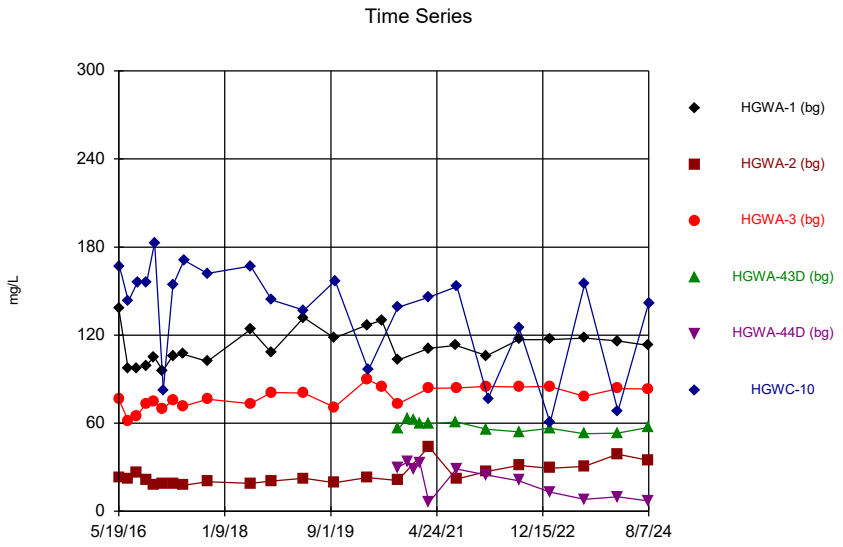

Constituent: Calcium Analysis Run 10/16/2024 4:14 PM
Plant Hammond Client: Southern Company Data: Hammond AP-1

Sanitas™ v.10.0.22 Software licensed to Groundwater Stats Consulting. UG

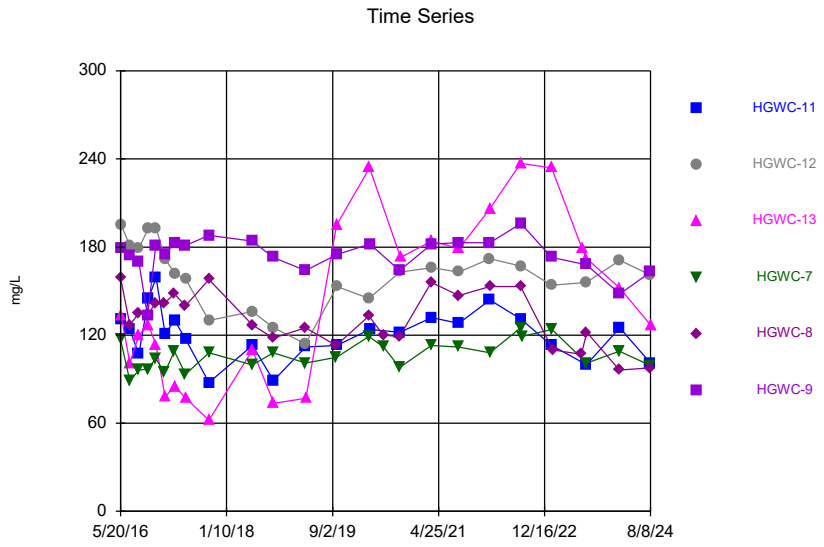

Constituent: Calcium Analysis Run 10/16/2024 4:14 PM
Plant Hammond Client: Southern Company Data: Hammond AP-1

Sanitas™ v.10.0.22 Software licensed to Groundwater Stats Consulting. UG

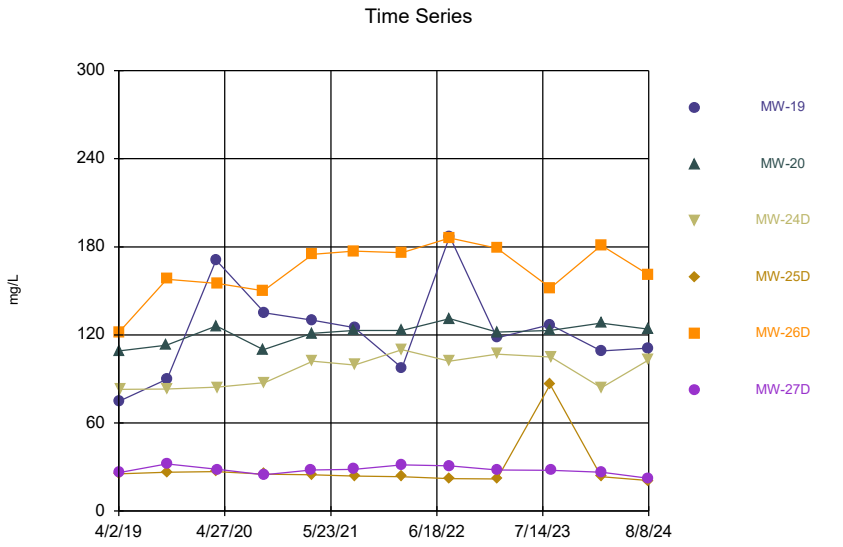

Constituent: Calcium Analysis Run 10/16/2024 4:14 PM
Plant Hammond Client: Southern Company Data: Hammond AP-1

Sanitas™ v.10.0.22 Software licensed to Groundwater Stats Consulting. UG

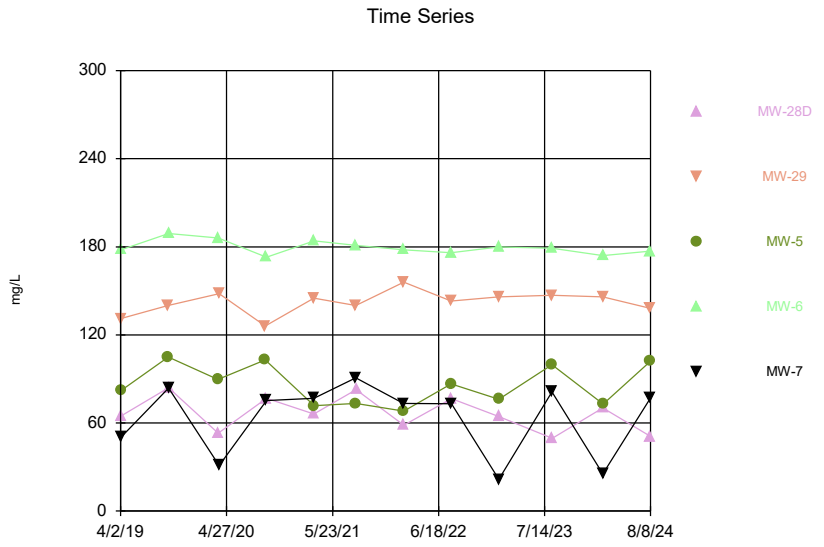

Constituent: Calcium Analysis Run 10/16/2024 4:15 PM
Plant Hammond Client: Southern Company Data: Hammond AP-1

Sanitas™ v.10.0.22 Software licensed to Groundwater Stats Consulting. UG

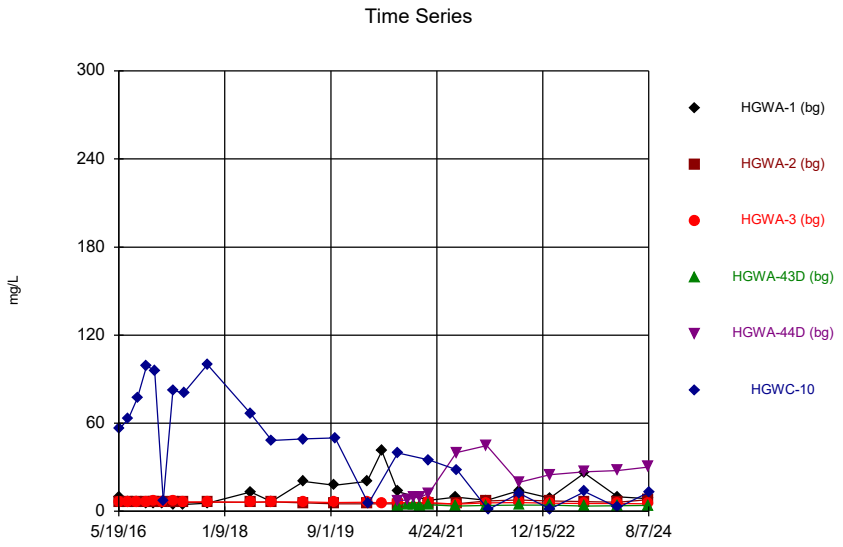

Sanitas™ v.10.0.22 Software licensed to Groundwater Stats Consulting. UG

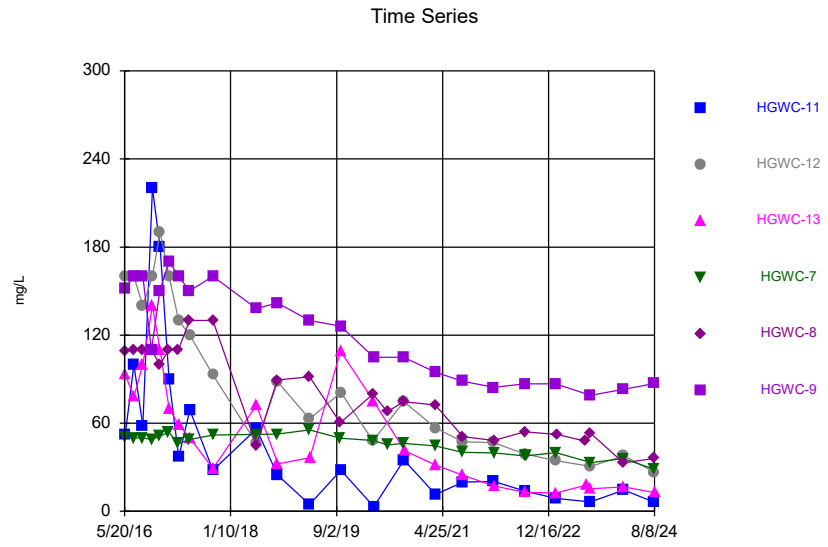

Sanitas™ v.10.0.22 Software licensed to Groundwater Stats Consulting. UG

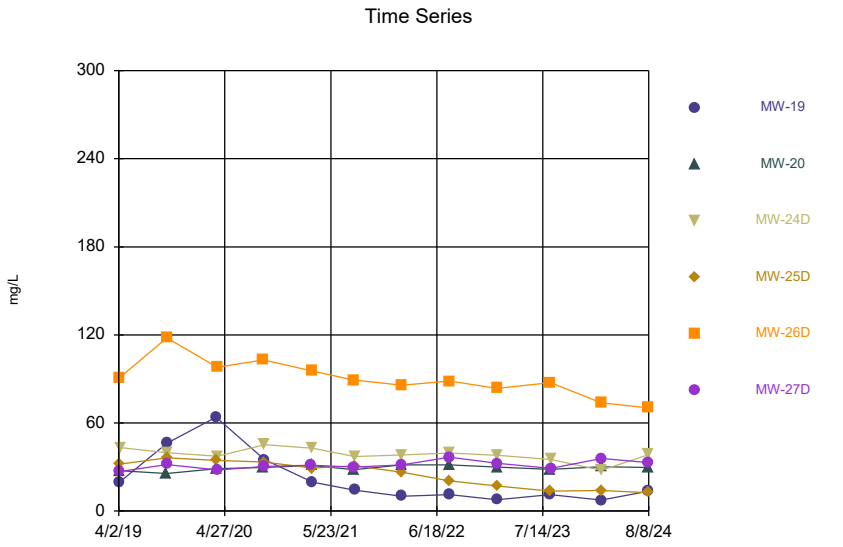

Sanitas™ v.10.0.22 Software licensed to Groundwater Stats Consulting. UG

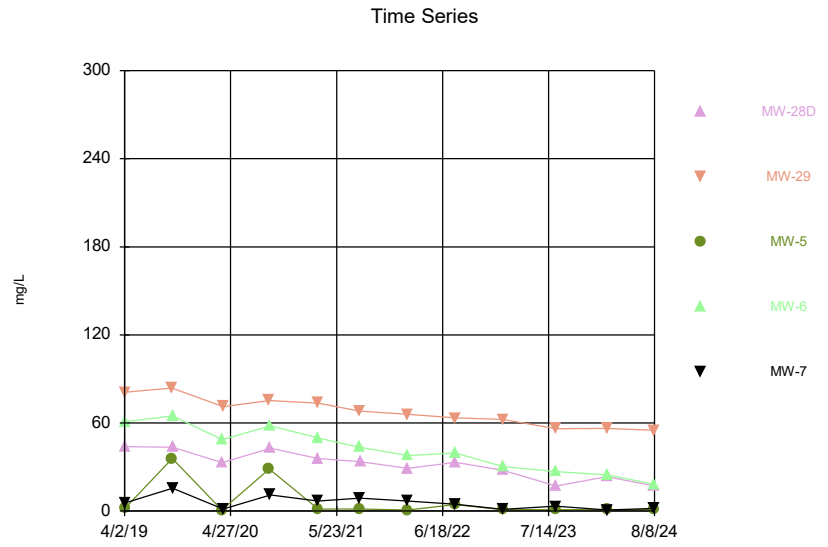

Sanitas™ v.10.0.22 Software licensed to Groundwater Stats Consulting. UG
Hollow symbols indicate censored values.

Time Series

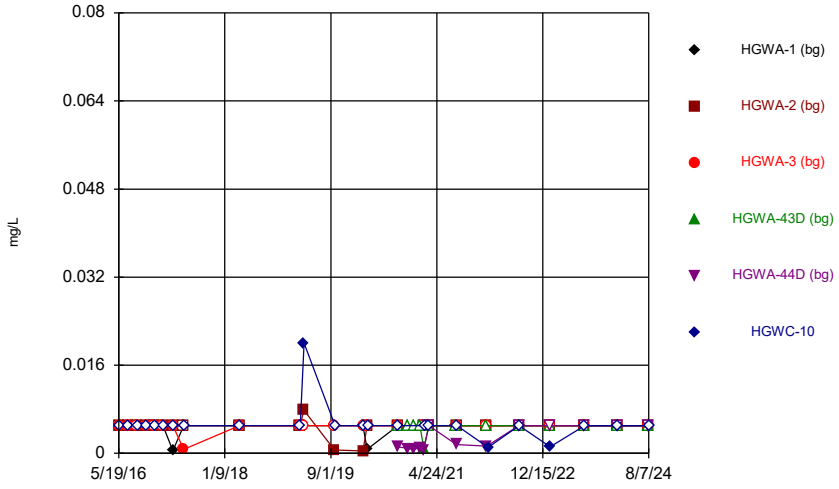

Constituent: Chromium Analysis Run 10/16/2024 4:15 PM
Plant Hammond Client: Southern Company Data: Hammond AP-1

Sanitas™ v.10.0.22 Software licensed to Groundwater Stats Consulting. UG
Hollow symbols indicate censored values.

Time Series

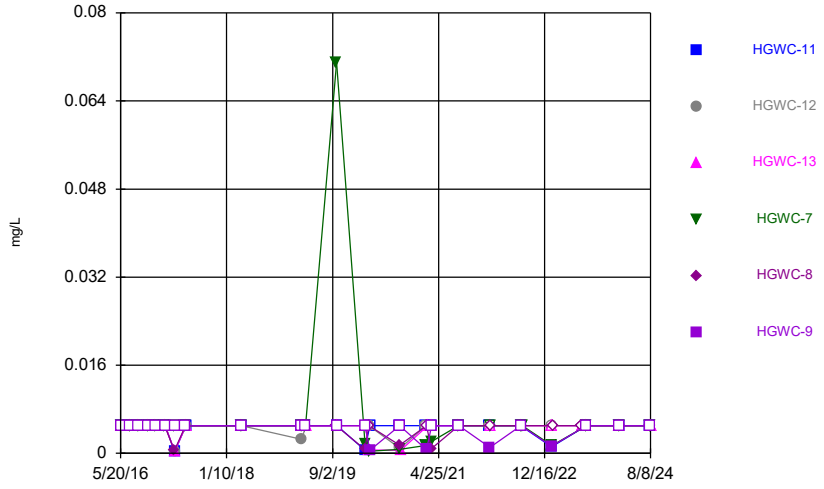

Constituent: Chromium Analysis Run 10/16/2024 4:15 PM
Plant Hammond Client: Southern Company Data: Hammond AP-1

Sanitas™ v.10.0.22 Software licensed to Groundwater Stats Consulting. UG
Hollow symbols indicate censored values.

Time Series

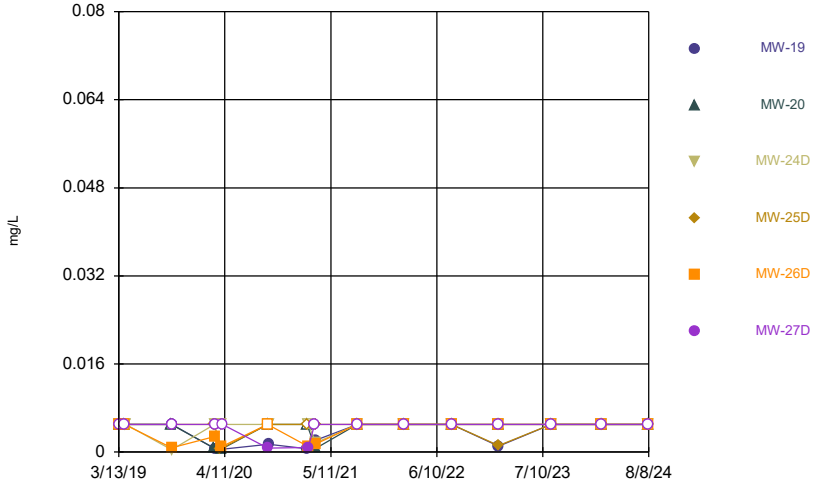

Constituent: Chromium Analysis Run 10/16/2024 4:15 PM
Plant Hammond Client: Southern Company Data: Hammond AP-1

Sanitas™ v.10.0.22 Software licensed to Groundwater Stats Consulting. UG
Hollow symbols indicate censored values.

Time Series

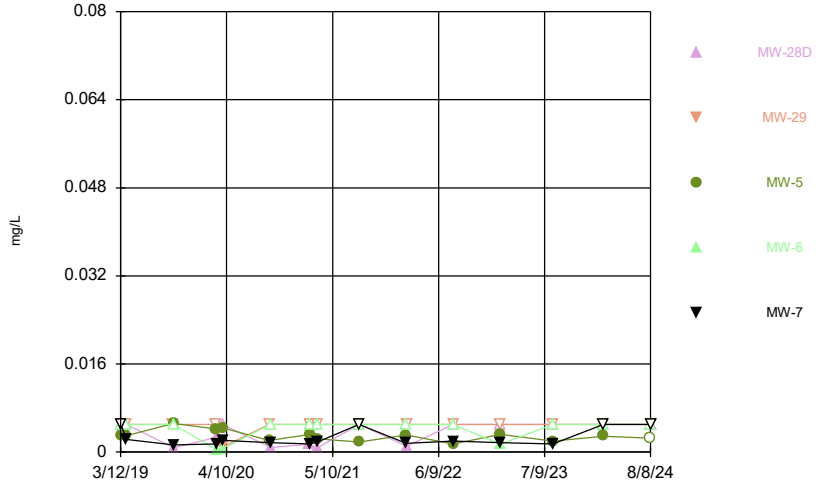

Constituent: Chromium Analysis Run 10/16/2024 4:15 PM
Plant Hammond Client: Southern Company Data: Hammond AP-1

Sanitas™ v.10.0.22 Software licensed to Groundwater Stats Consulting. UG
Hollow symbols indicate censored values.

Time Series

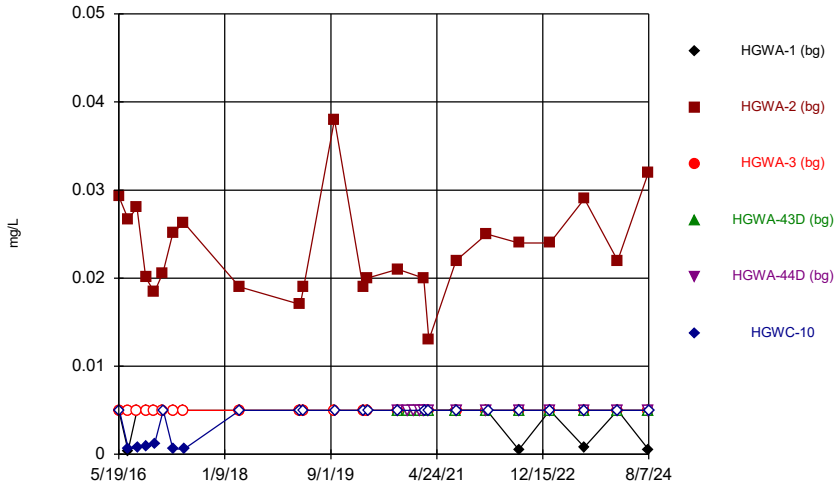

Constituent: Cobalt Analysis Run 10/16/2024 4:15 PM
Plant Hammond Client: Southern Company Data: Hammond AP-1

Sanitas™ v.10.0.22 Software licensed to Groundwater Stats Consulting. UG
Hollow symbols indicate censored values.

Time Series

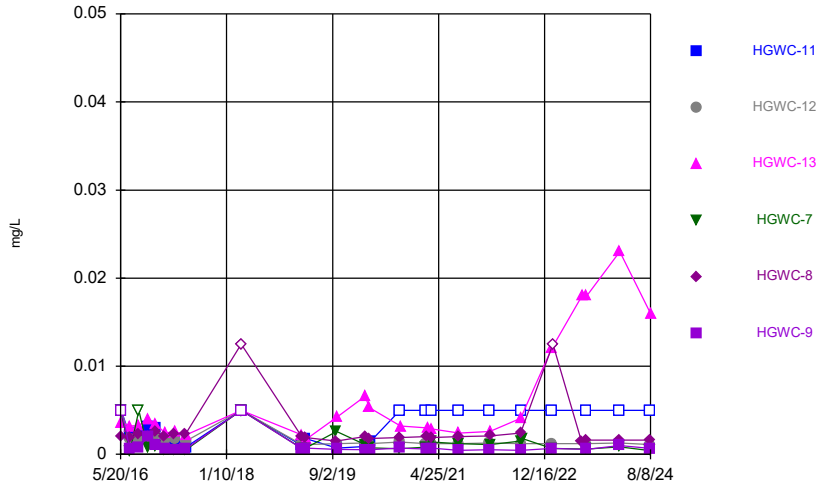

Constituent: Cobalt Analysis Run 10/16/2024 4:15 PM
Plant Hammond Client: Southern Company Data: Hammond AP-1

Sanitas™ v.10.0.22 Software licensed to Groundwater Stats Consulting. UG
Hollow symbols indicate censored values.

Time Series

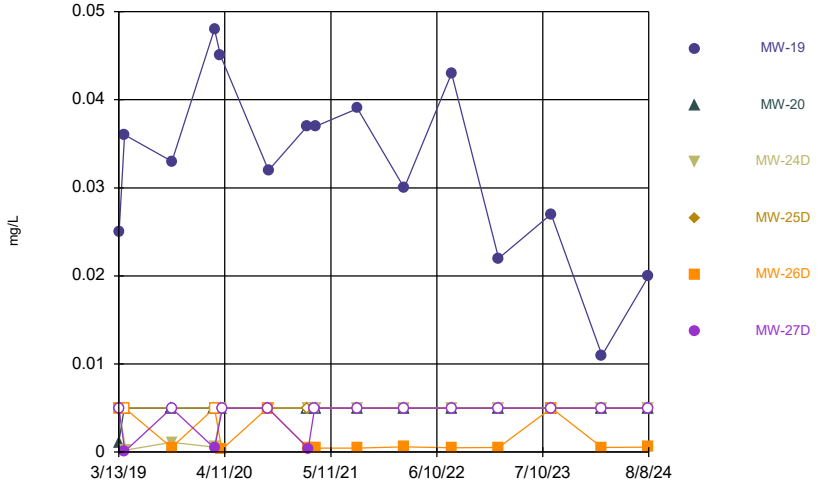

Constituent: Cobalt Analysis Run 10/16/2024 4:15 PM
Plant Hammond Client: Southern Company Data: Hammond AP-1

Sanitas™ v.10.0.22 Software licensed to Groundwater Stats Consulting. UG
Hollow symbols indicate censored values.

Time Series

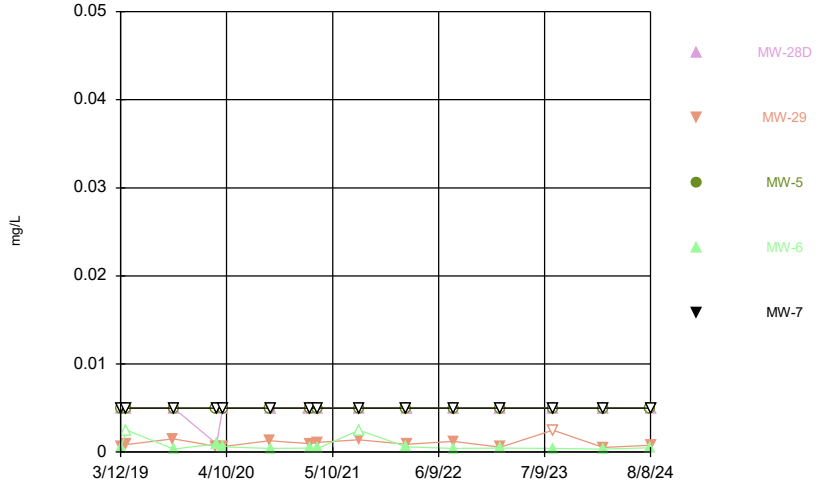

Constituent: Cobalt Analysis Run 10/16/2024 4:15 PM
Plant Hammond Client: Southern Company Data: Hammond AP-1

Sanitas™ v.10.0.22 Software licensed to Groundwater Stats Consulting. UG

Time Series

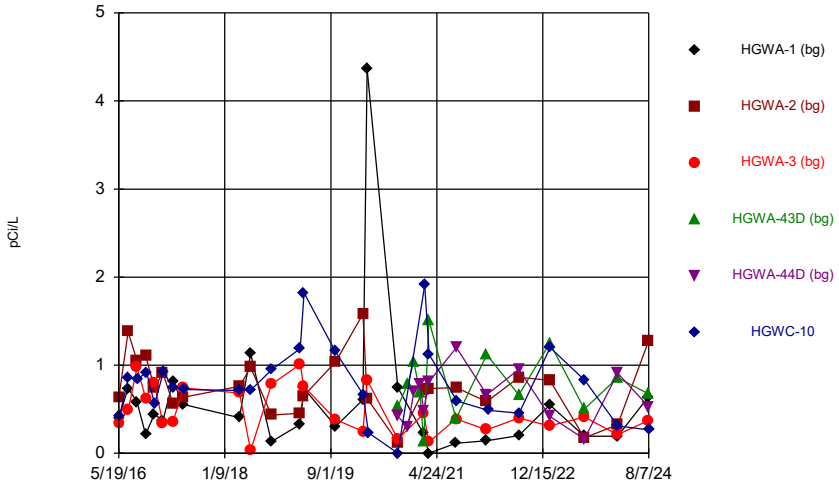

Constituent: Combined Radium 226 + 228 Analysis Run 10/16/2024 4:15 PM

Plant Hammond Client: Southern Company Data: Hammond AP-1

Sanitas™ v.10.0.22 Software licensed to Groundwater Stats Consulting. UG

Time Series

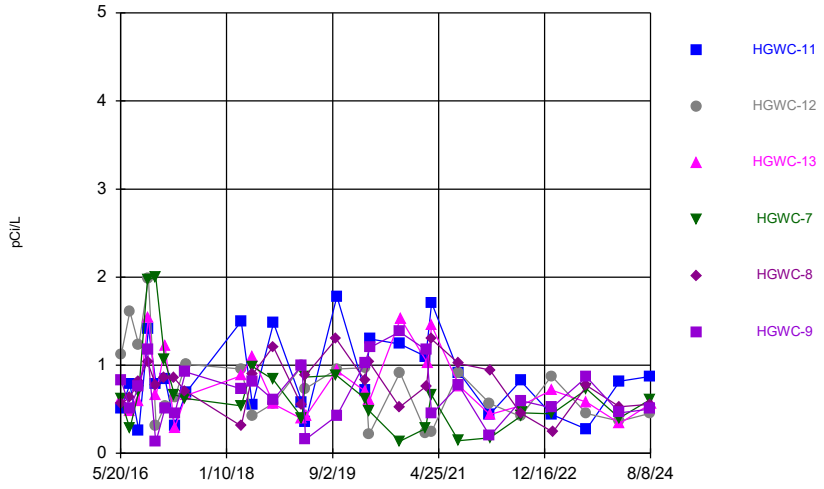

Constituent: Combined Radium 226 + 228 Analysis Run 10/16/2024 4:15 PM

Plant Hammond Client: Southern Company Data: Hammond AP-1

Sanitas™ v.10.0.22 Software licensed to Groundwater Stats Consulting. UG

Time Series

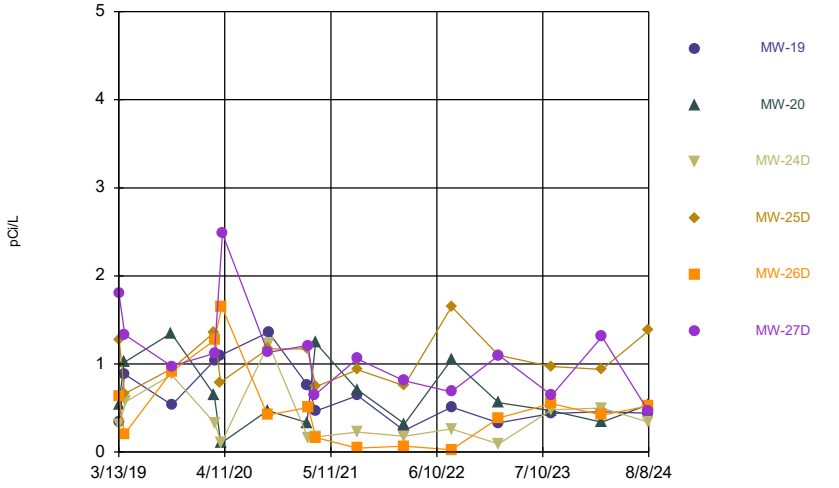

Constituent: Combined Radium 226 + 228 Analysis Run 10/16/2024 4:15 PM

Plant Hammond Client: Southern Company Data: Hammond AP-1

Sanitas™ v.10.0.22 Software licensed to Groundwater Stats Consulting. UG

Time Series

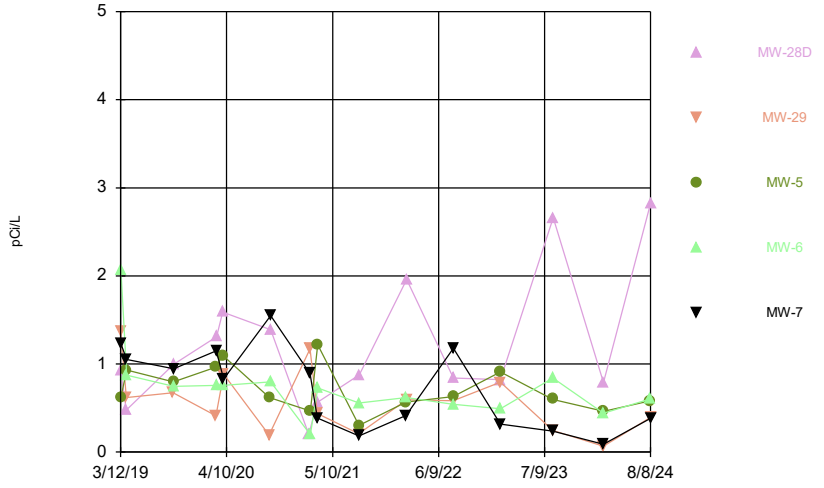

Constituent: Combined Radium 226 + 228 Analysis Run 10/16/2024 4:15 PM

Plant Hammond Client: Southern Company Data: Hammond AP-1

Sanitas™ v.10.0.22 Software licensed to Groundwater Stats Consulting. UG
Hollow symbols indicate censored values.

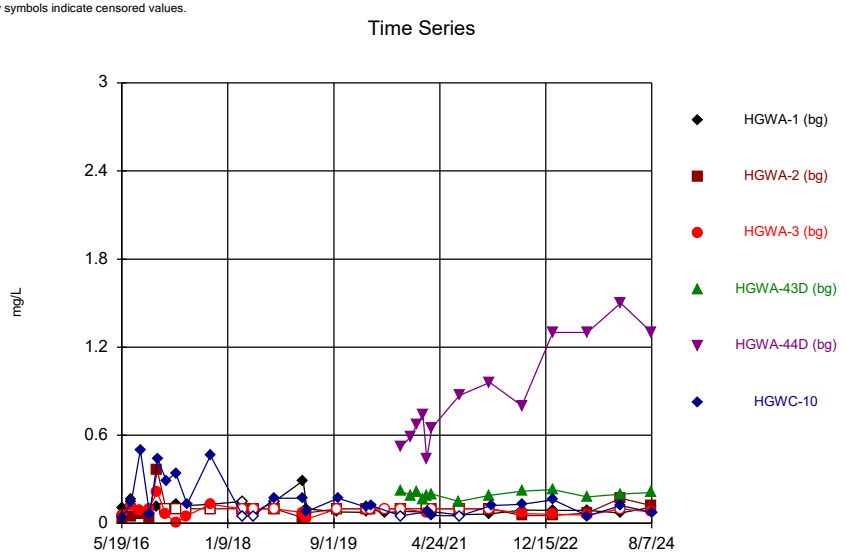

Constituent: Fluoride Analysis Run 10/16/2024 4:15 PM
Plant Hammond Client: Southern Company Data: Hammond AP-1

Sanitas™ v.10.0.22 Software licensed to Groundwater Stats Consulting. UG
Hollow symbols indicate censored values.

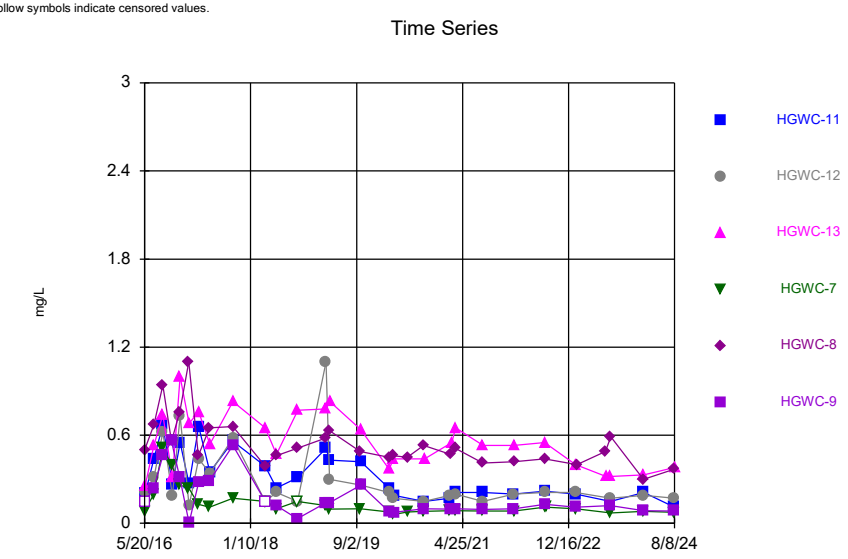

Constituent: Fluoride Analysis Run 10/16/2024 4:15 PM
Plant Hammond Client: Southern Company Data: Hammond AP-1

Sanitas™ v.10.0.22 Software licensed to Groundwater Stats Consulting. UG
Hollow symbols indicate censored values.

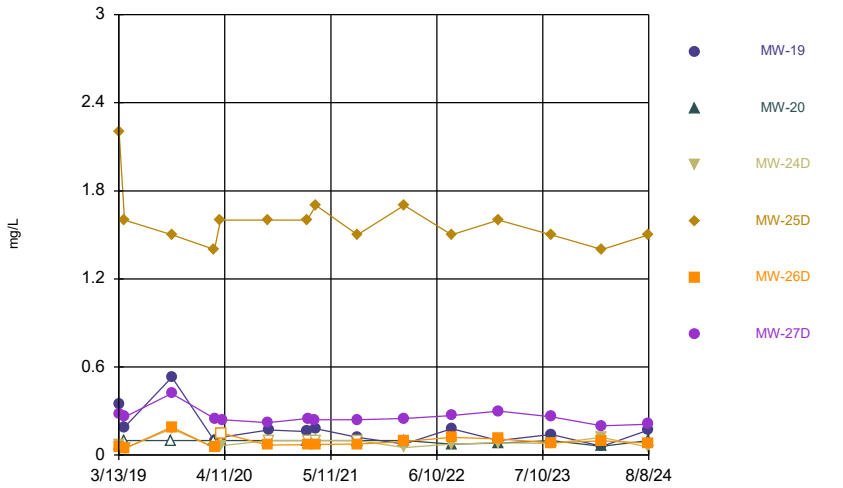

Constituent: Fluoride Analysis Run 10/16/2024 4:15 PM
Plant Hammond Client: Southern Company Data: Hammond AP-1

Sanitas™ v.10.0.22 Software licensed to Groundwater Stats Consulting. UG
Hollow symbols indicate censored values.

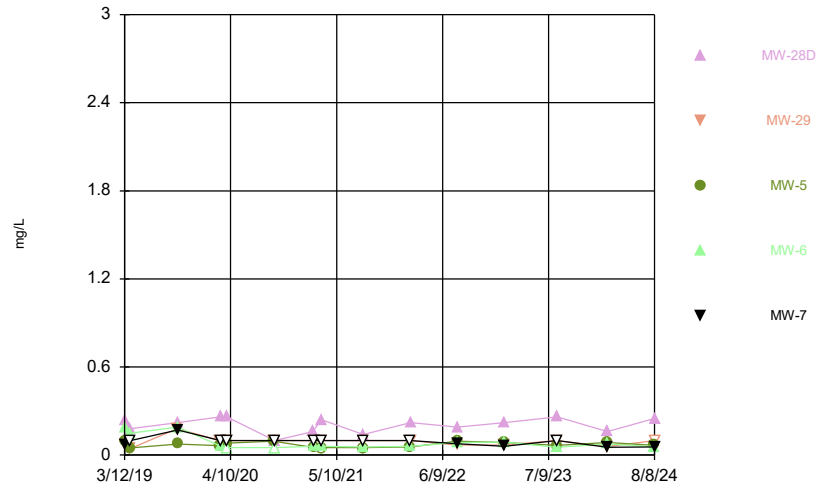

Constituent: Fluoride Analysis Run 10/16/2024 4:15 PM
Plant Hammond Client: Southern Company Data: Hammond AP-1

Sanitas™ v.10.0.22 Software licensed to Groundwater Stats Consulting. UG
Hollow symbols indicate censored values.

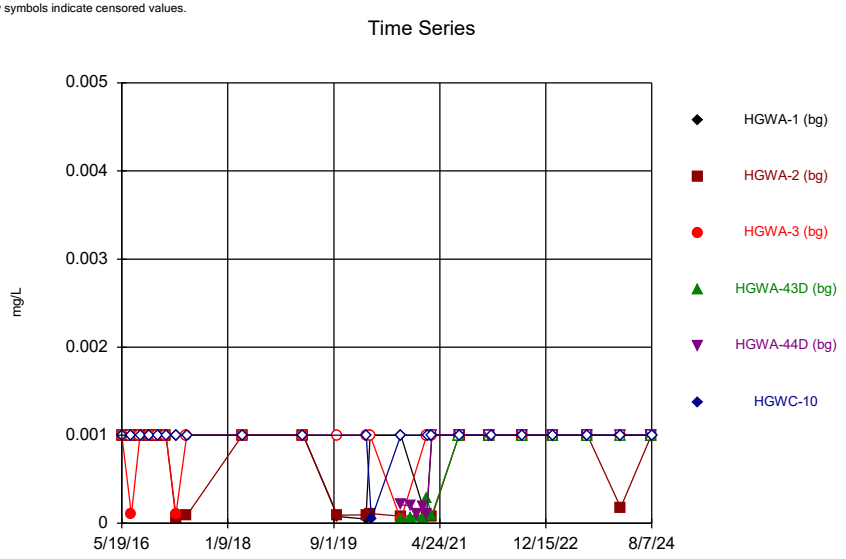

Constituent: Lead Analysis Run 10/16/2024 4:15 PM
Plant Hammond Client: Southern Company Data: Hammond AP-1

Sanitas™ v.10.0.22 Software licensed to Groundwater Stats Consulting. UG
Hollow symbols indicate censored values.

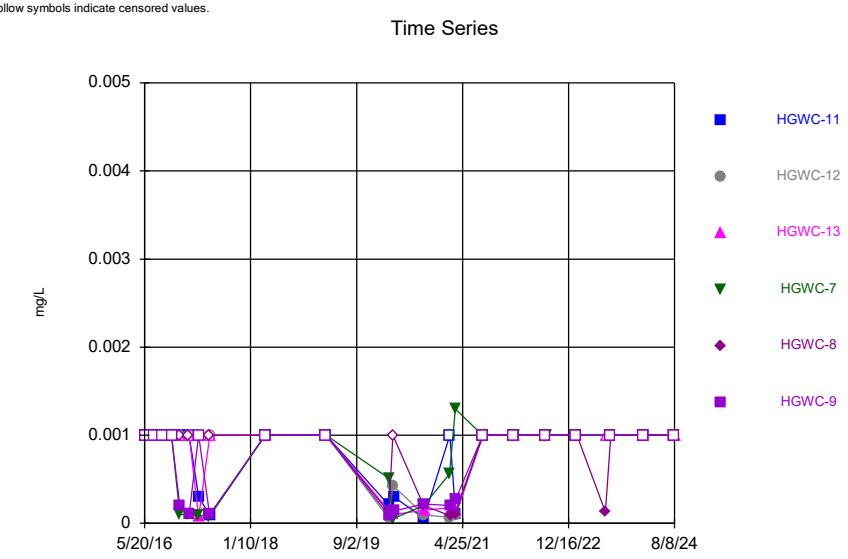

Constituent: Lead Analysis Run 10/16/2024 4:15 PM
Plant Hammond Client: Southern Company Data: Hammond AP-1

Sanitas™ v.10.0.22 Software licensed to Groundwater Stats Consulting. UG
Hollow symbols indicate censored values.

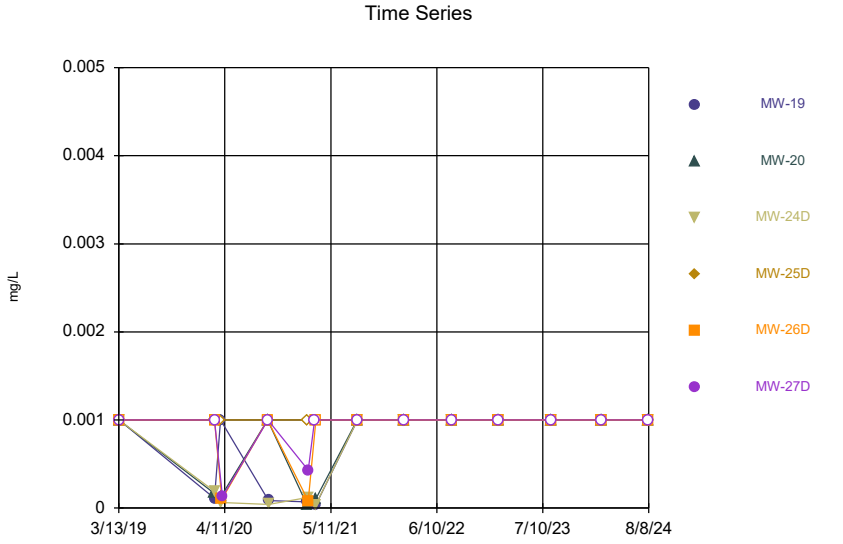

Constituent: Lead Analysis Run 10/16/2024 4:15 PM
Plant Hammond Client: Southern Company Data: Hammond AP-1

Sanitas™ v.10.0.22 Software licensed to Groundwater Stats Consulting. UG
Hollow symbols indicate censored values.

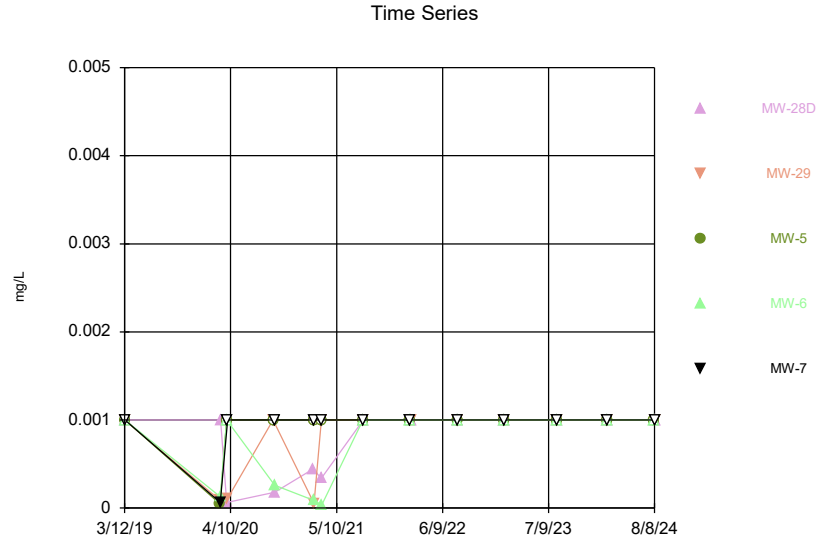

Constituent: Lead Analysis Run 10/16/2024 4:15 PM
Plant Hammond Client: Southern Company Data: Hammond AP-1

Sanitas™ v.10.0.22 Software licensed to Groundwater Stats Consulting. UG
Hollow symbols indicate censored values.

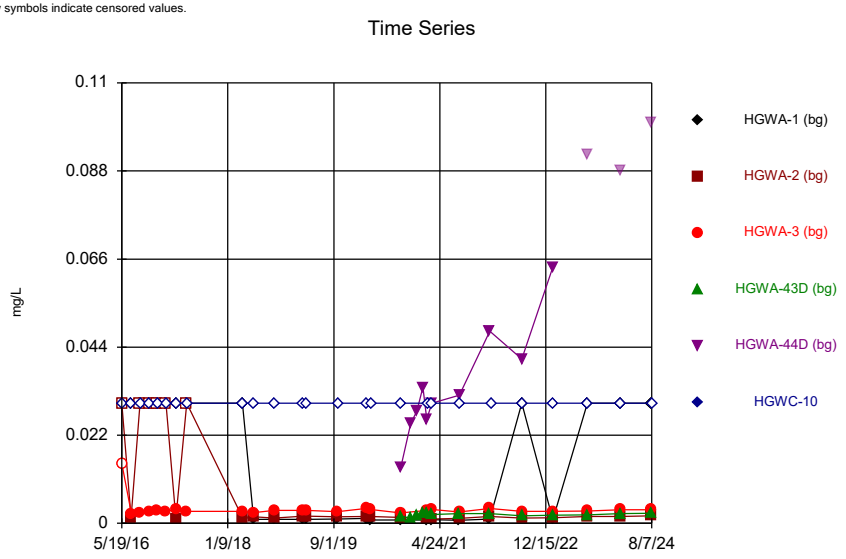

Constituent: Lithium Analysis Run 10/16/2024 4:15 PM
Plant Hammond Client: Southern Company Data: Hammond AP-1

Sanitas™ v.10.0.22 Software licensed to Groundwater Stats Consulting. UG
Hollow symbols indicate censored values.

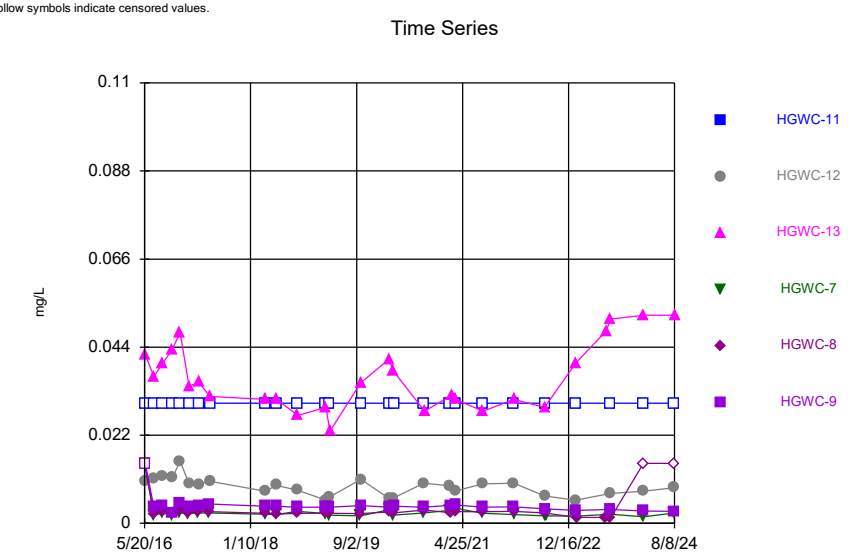

Constituent: Lithium Analysis Run 10/16/2024 4:15 PM
Plant Hammond Client: Southern Company Data: Hammond AP-1

Sanitas™ v.10.0.22 Software licensed to Groundwater Stats Consulting. UG
Hollow symbols indicate censored values.

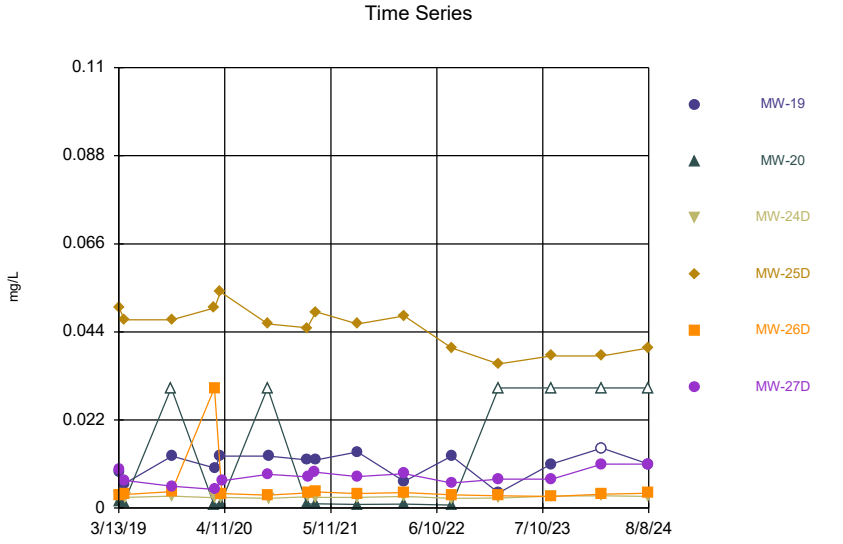

Constituent: Lithium Analysis Run 10/16/2024 4:15 PM
Plant Hammond Client: Southern Company Data: Hammond AP-1

Sanitas™ v.10.0.22 Software licensed to Groundwater Stats Consulting. UG
Hollow symbols indicate censored values.

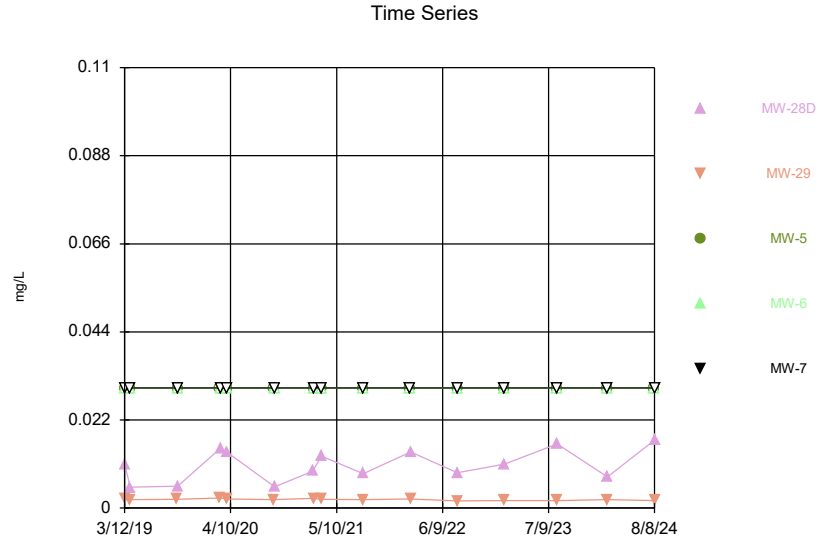

Constituent: Lithium Analysis Run 10/16/2024 4:15 PM
Plant Hammond Client: Southern Company Data: Hammond AP-1

Sanitas™ v.10.0.22 Software licensed to Groundwater Stats Consulting. UG
Hollow symbols indicate censored values.

Time Series

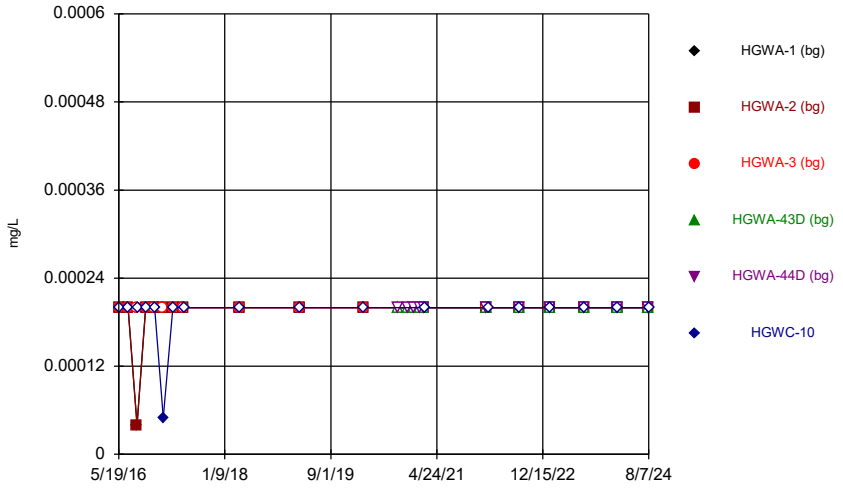

Constituent: Mercury Analysis Run 10/16/2024 4:15 PM
Plant Hammond Client: Southern Company Data: Hammond AP-1

Sanitas™ v.10.0.22 Software licensed to Groundwater Stats Consulting. UG
Hollow symbols indicate censored values.

Time Series

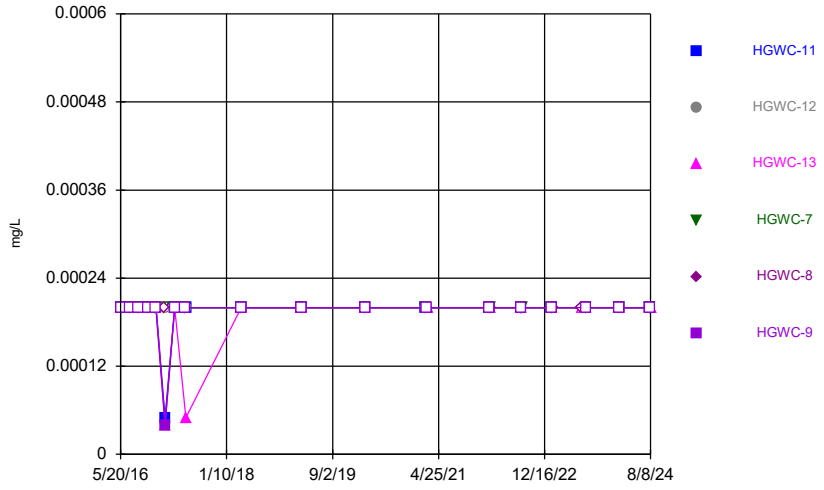

Constituent: Mercury Analysis Run 10/16/2024 4:15 PM
Plant Hammond Client: Southern Company Data: Hammond AP-1

Sanitas™ v.10.0.22 Software licensed to Groundwater Stats Consulting. UG
Hollow symbols indicate censored values.

Time Series

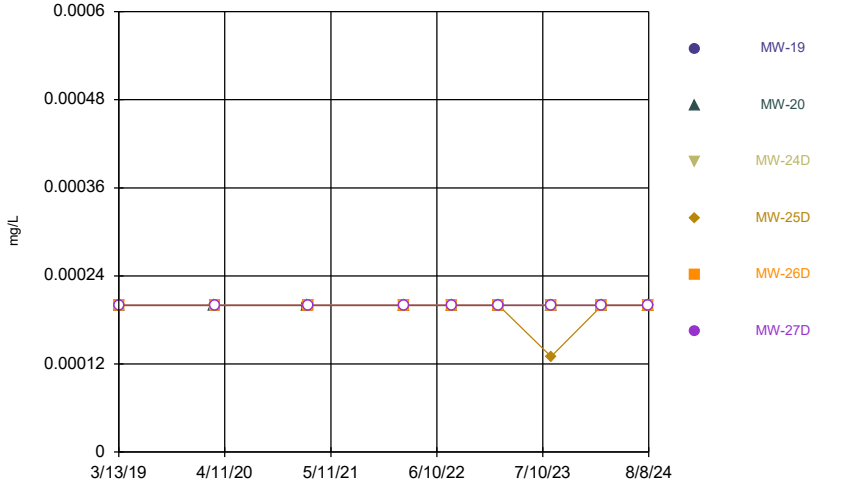

Constituent: Mercury Analysis Run 10/16/2024 4:15 PM
Plant Hammond Client: Southern Company Data: Hammond AP-1

Sanitas™ v.10.0.22 Software licensed to Groundwater Stats Consulting. UG
Hollow symbols indicate censored values.

Time Series

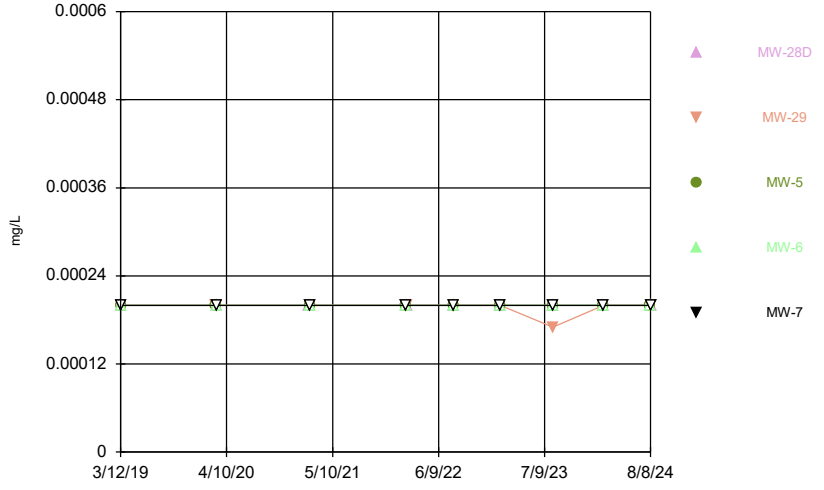

Constituent: Mercury Analysis Run 10/16/2024 4:15 PM
Plant Hammond Client: Southern Company Data: Hammond AP-1

Sanitas™ v.10.0.22 Software licensed to Groundwater Stats Consulting. UG
Hollow symbols indicate censored values.

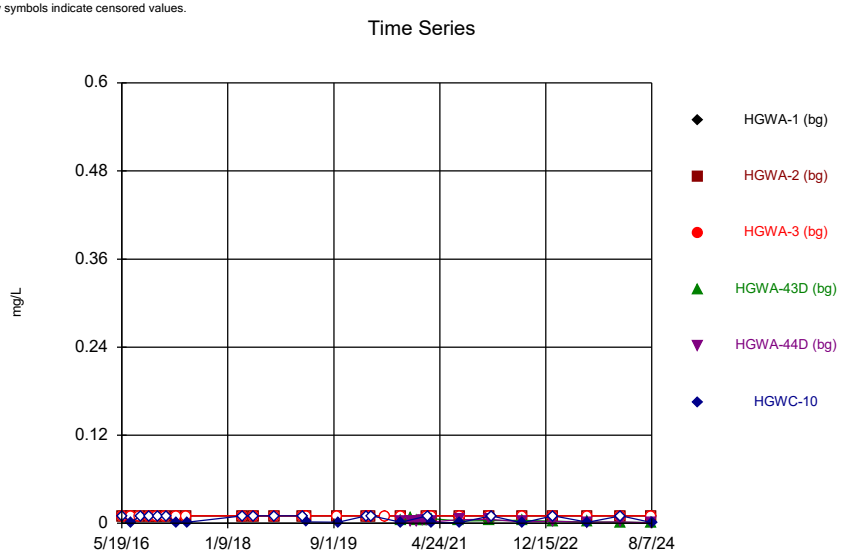

Constituent: Molybdenum Analysis Run 10/16/2024 4:15 PM
Plant Hammond Client: Southern Company Data: Hammond AP-1

Sanitas™ v.10.0.22 Software licensed to Groundwater Stats Consulting. UG

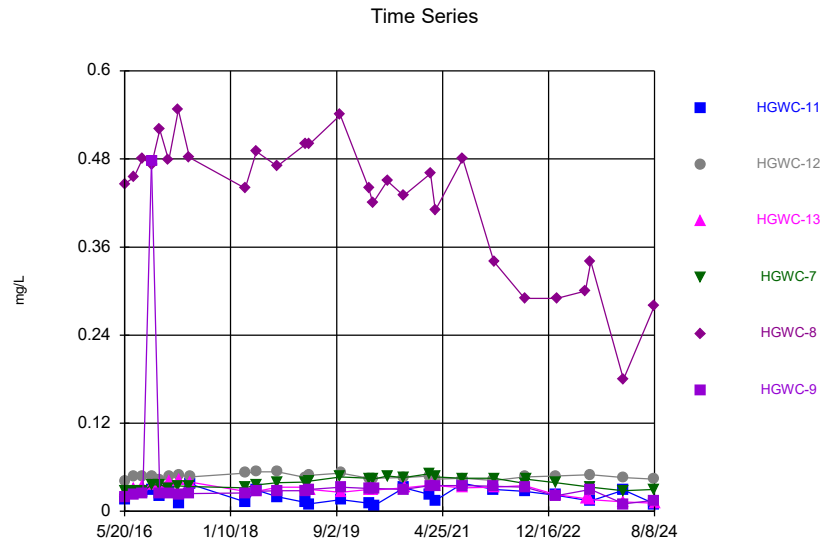

Constituent: Molybdenum Analysis Run 10/16/2024 4:15 PM
Plant Hammond Client: Southern Company Data: Hammond AP-1

Sanitas™ v.10.0.22 Software licensed to Groundwater Stats Consulting. UG
Hollow symbols indicate censored values.

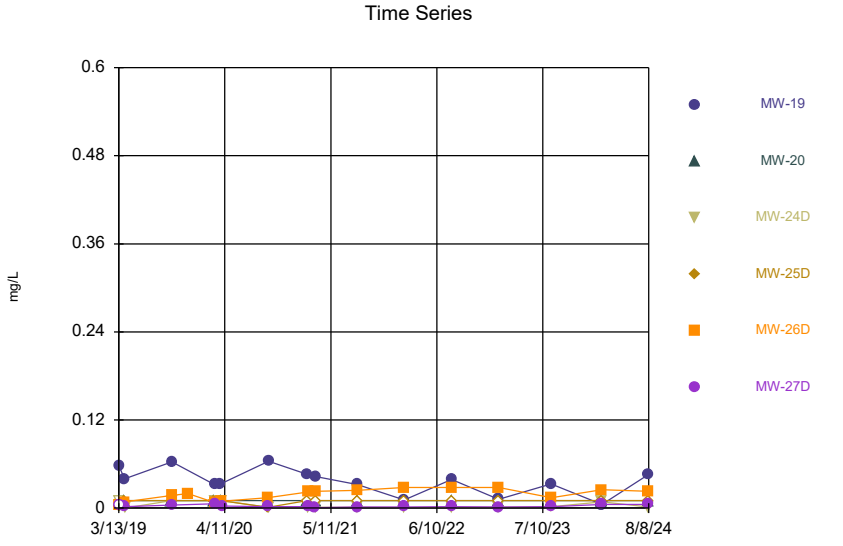

Constituent: Molybdenum Analysis Run 10/16/2024 4:15 PM
Plant Hammond Client: Southern Company Data: Hammond AP-1

Sanitas™ v.10.0.22 Software licensed to Groundwater Stats Consulting. UG
Hollow symbols indicate censored values.

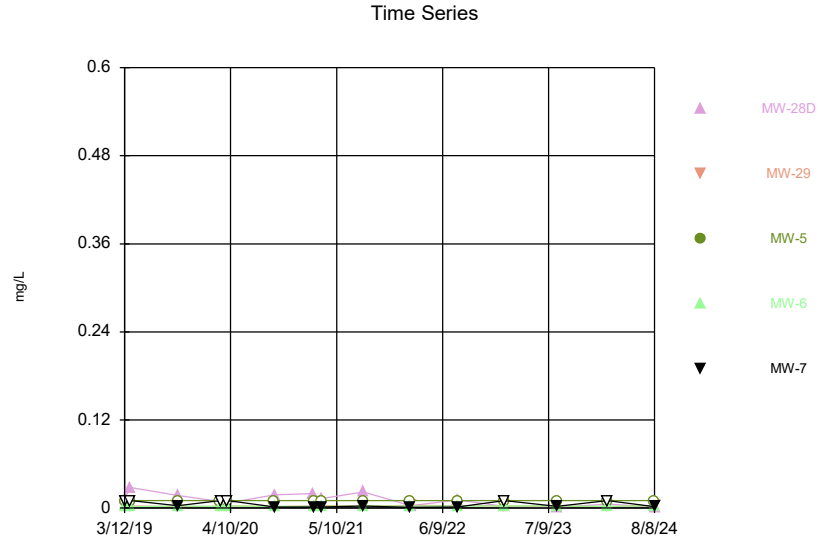

Constituent: Molybdenum Analysis Run 10/16/2024 4:15 PM
Plant Hammond Client: Southern Company Data: Hammond AP-1

Sanitas™ v.10.0.22 Software licensed to Groundwater Stats Consulting. UG

Time Series

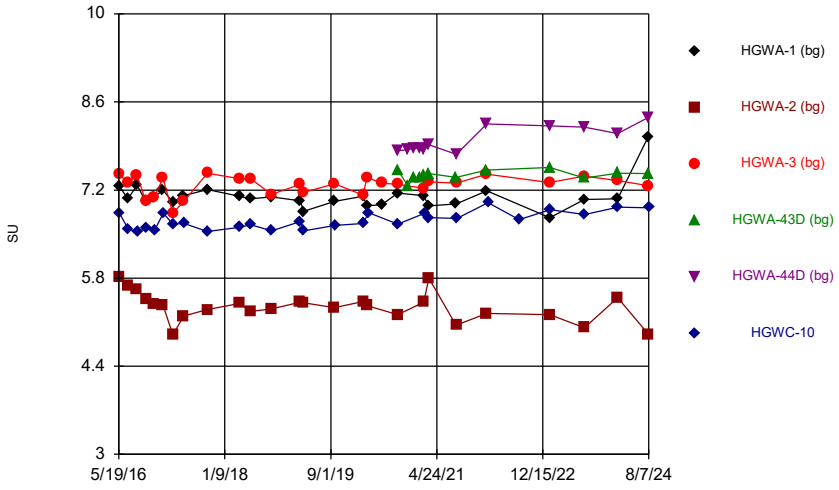

Constituent: pH, Field Analysis Run 10/16/2024 4:15 PM

Plant Hammond Client: Southern Company Data: Hammond AP-1

Sanitas™ v.10.0.22 Software licensed to Groundwater Stats Consulting. UG

Time Series

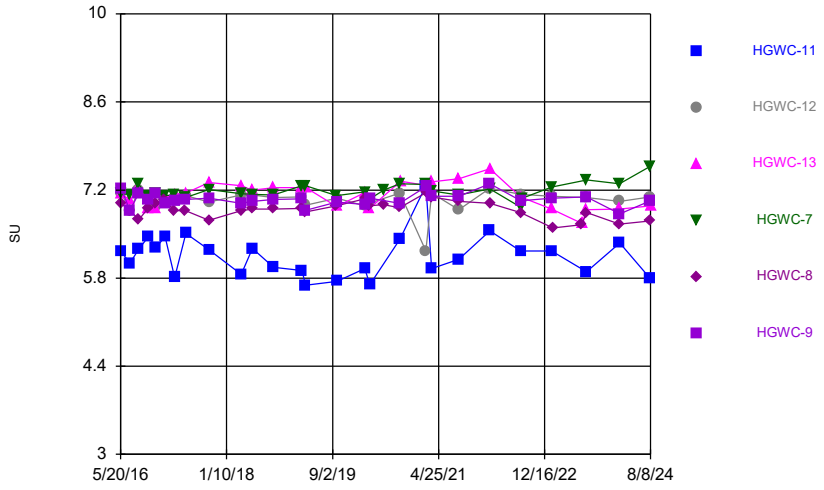

Constituent: pH, Field Analysis Run 10/16/2024 4:15 PM

Plant Hammond Client: Southern Company Data: Hammond AP-1

Sanitas™ v.10.0.22 Software licensed to Groundwater Stats Consulting. UG

Time Series

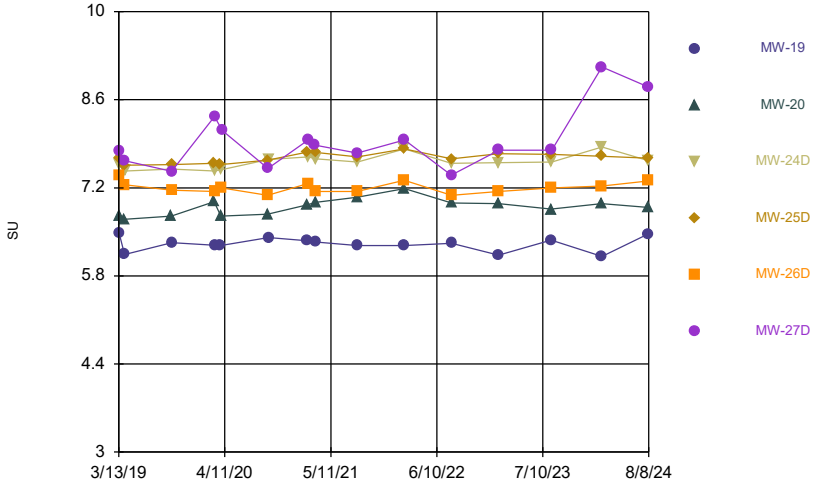

Constituent: pH, Field Analysis Run 10/16/2024 4:15 PM

Plant Hammond Client: Southern Company Data: Hammond AP-1

Sanitas™ v.10.0.22 Software licensed to Groundwater Stats Consulting. UG

Time Series

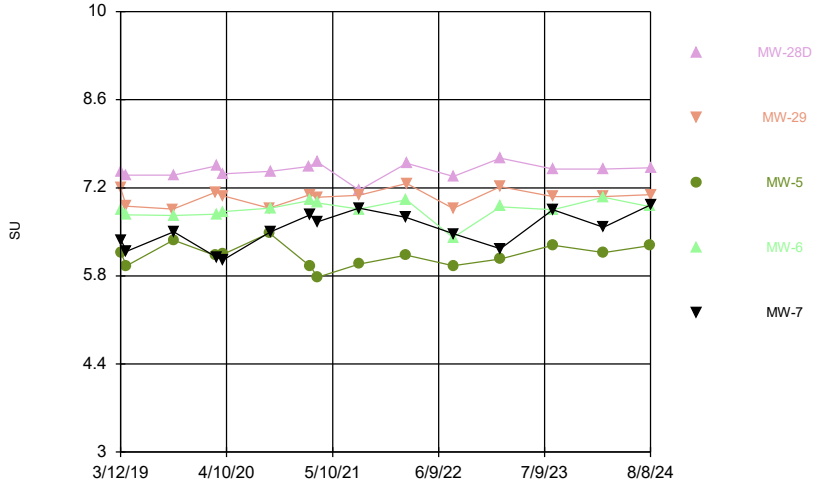

Constituent: pH, Field Analysis Run 10/16/2024 4:15 PM

Plant Hammond Client: Southern Company Data: Hammond AP-1

Sanitas™ v.10.0.22 Software licensed to Groundwater Stats Consulting. UG
Hollow symbols indicate censored values.

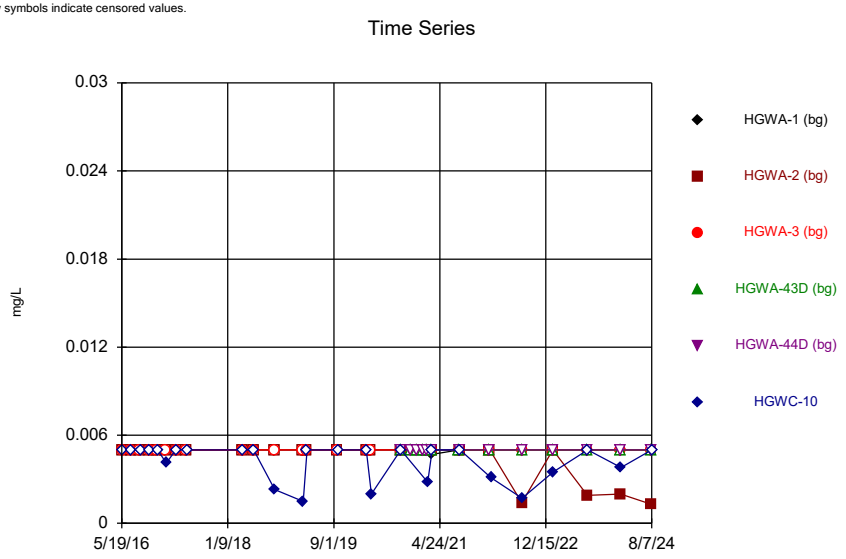

Constituent: Selenium Analysis Run 10/16/2024 4:15 PM
Plant Hammond Client: Southern Company Data: Hammond AP-1

Sanitas™ v.10.0.22 Software licensed to Groundwater Stats Consulting. UG
Hollow symbols indicate censored values.

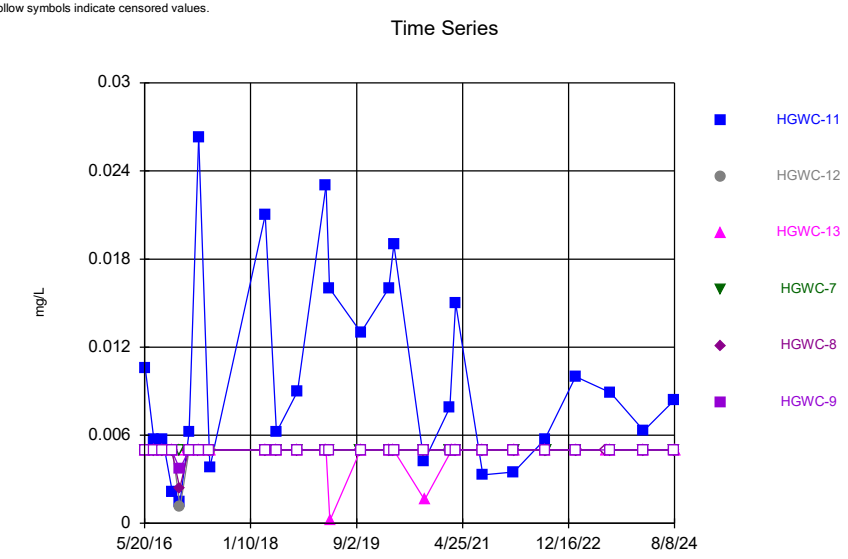

Constituent: Selenium Analysis Run 10/16/2024 4:15 PM
Plant Hammond Client: Southern Company Data: Hammond AP-1

Sanitas™ v.10.0.22 Software licensed to Groundwater Stats Consulting. UG
Hollow symbols indicate censored values.

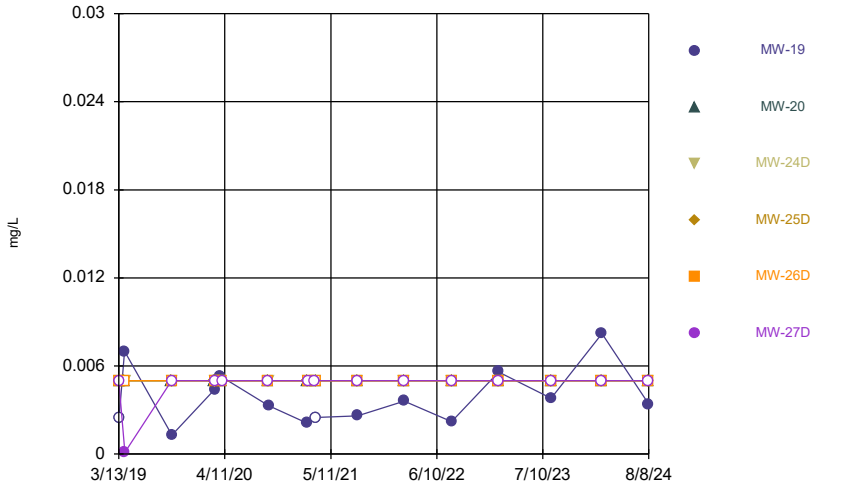

Constituent: Selenium Analysis Run 10/16/2024 4:15 PM
Plant Hammond Client: Southern Company Data: Hammond AP-1

Sanitas™ v.10.0.22 Software licensed to Groundwater Stats Consulting. UG
Hollow symbols indicate censored values.

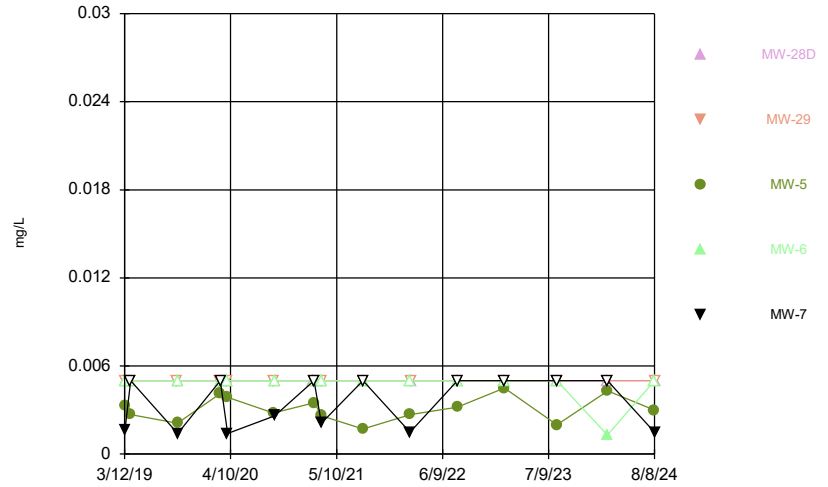

Constituent: Selenium Analysis Run 10/16/2024 4:16 PM
Plant Hammond Client: Southern Company Data: Hammond AP-1

Sanitas™ v.10.0.22 Software licensed to Groundwater Stats Consulting. UG
Hollow symbols indicate censored values.

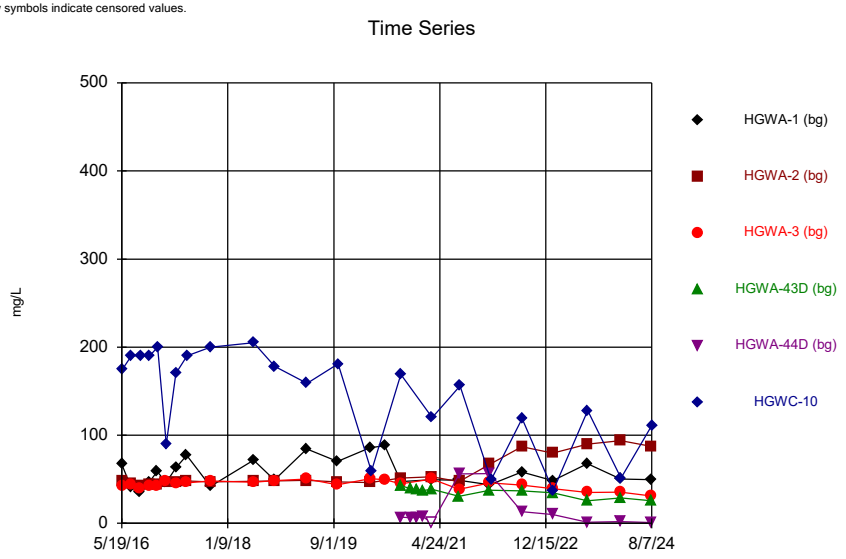

Constituent: Sulfate Analysis Run 10/16/2024 4:16 PM
Plant Hammond Client: Southern Company Data: Hammond AP-1

Sanitas™ v.10.0.22 Software licensed to Groundwater Stats Consulting. UG
Hollow symbols indicate censored values.

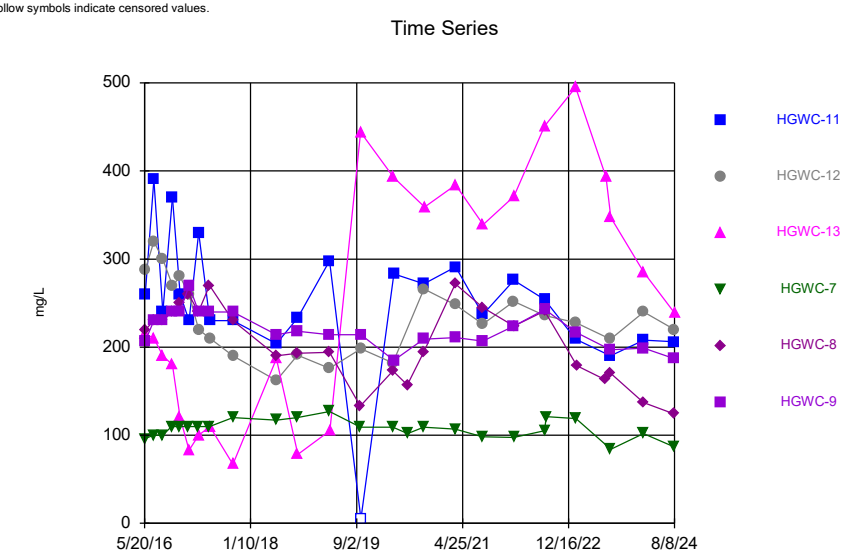

Constituent: Sulfate Analysis Run 10/16/2024 4:16 PM
Plant Hammond Client: Southern Company Data: Hammond AP-1

Sanitas™ v.10.0.22 Software licensed to Groundwater Stats Consulting. UG
Hollow symbols indicate censored values.

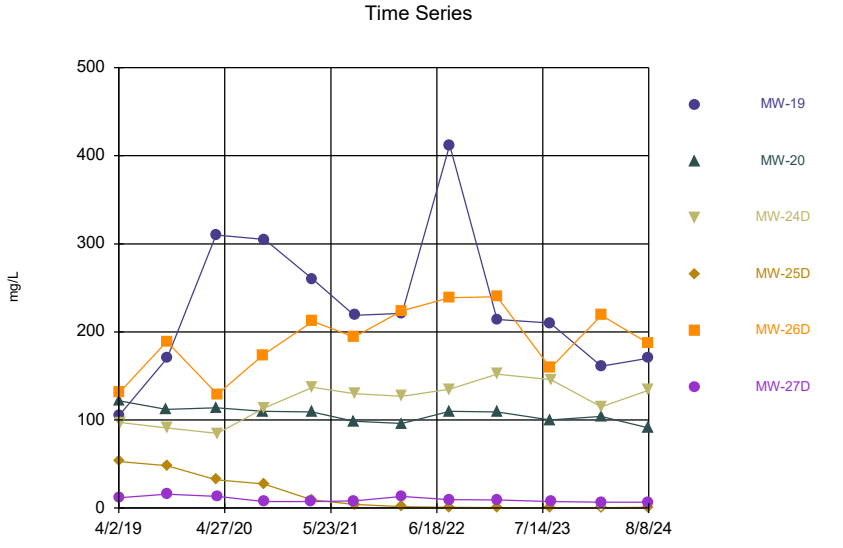

Constituent: Sulfate Analysis Run 10/16/2024 4:16 PM
Plant Hammond Client: Southern Company Data: Hammond AP-1

Sanitas™ v.10.0.22 Software licensed to Groundwater Stats Consulting. UG

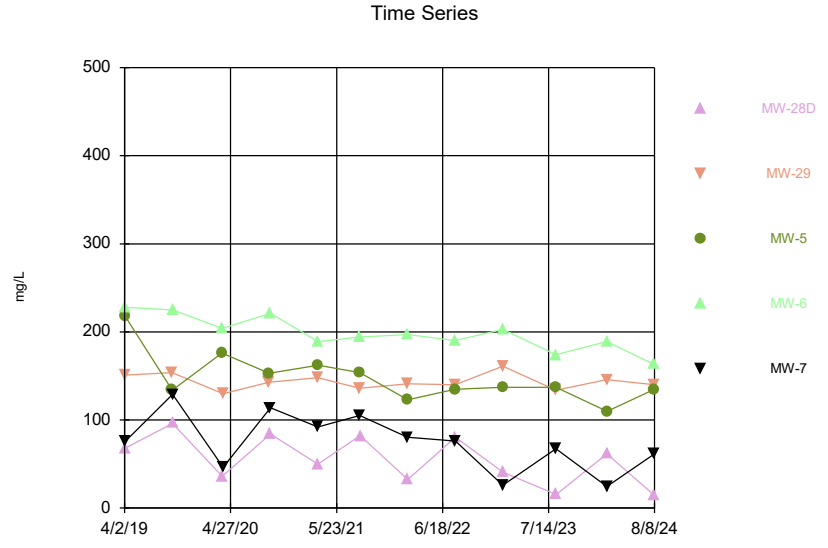

Constituent: Sulfate Analysis Run 10/16/2024 4:16 PM
Plant Hammond Client: Southern Company Data: Hammond AP-1

Sanitas™ v.10.0.22 Software licensed to Groundwater Stats Consulting. UG
Hollow symbols indicate censored values.

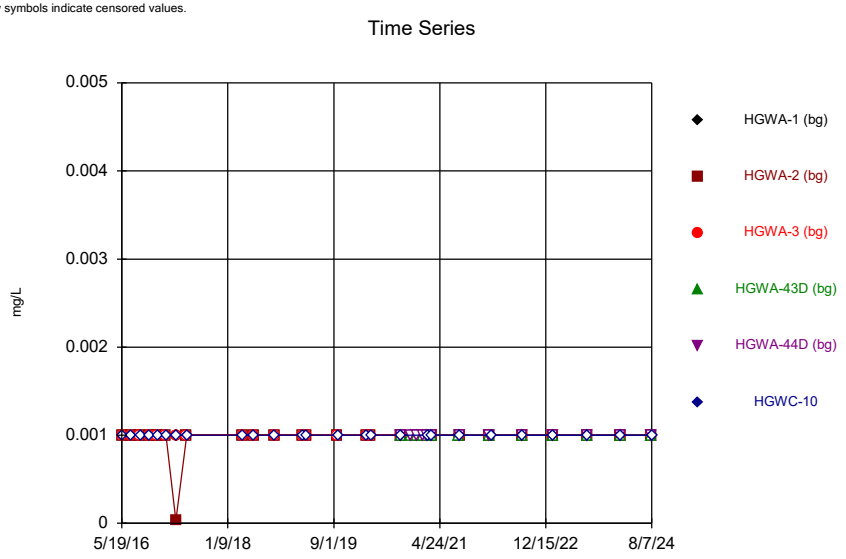

Constituent: Thallium Analysis Run 10/16/2024 4:16 PM
Plant Hammond Client: Southern Company Data: Hammond AP-1

Sanitas™ v.10.0.22 Software licensed to Groundwater Stats Consulting. UG
Hollow symbols indicate censored values.

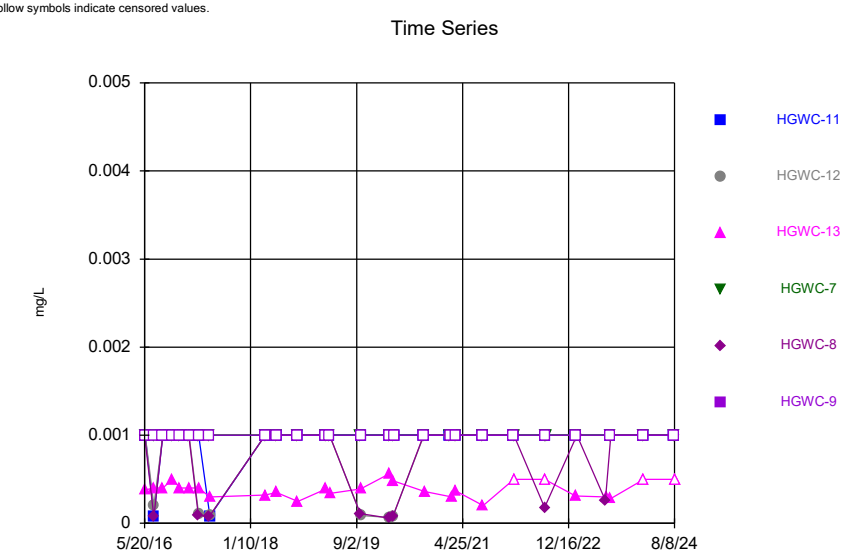

Constituent: Thallium Analysis Run 10/16/2024 4:16 PM
Plant Hammond Client: Southern Company Data: Hammond AP-1

Sanitas™ v.10.0.22 Software licensed to Groundwater Stats Consulting. UG
Hollow symbols indicate censored values.

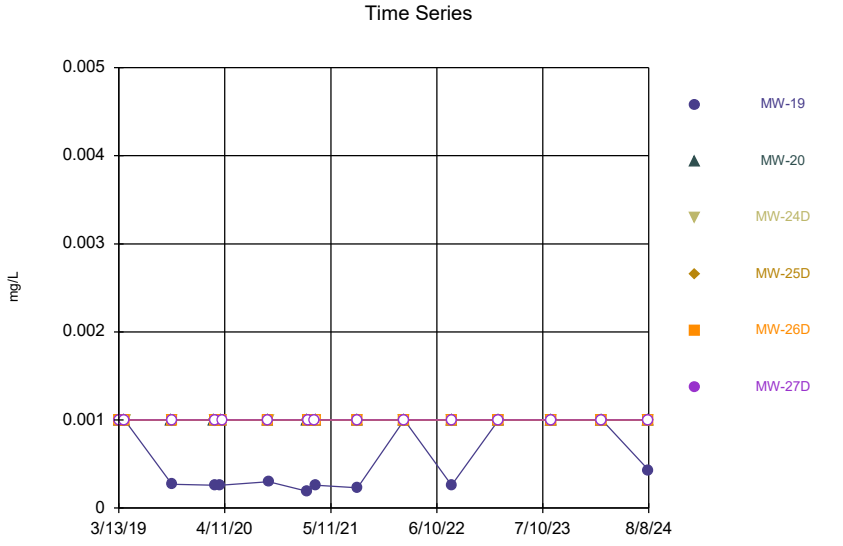

Constituent: Thallium Analysis Run 10/16/2024 4:16 PM
Plant Hammond Client: Southern Company Data: Hammond AP-1

Sanitas™ v.10.0.22 Software licensed to Groundwater Stats Consulting. UG
Hollow symbols indicate censored values.

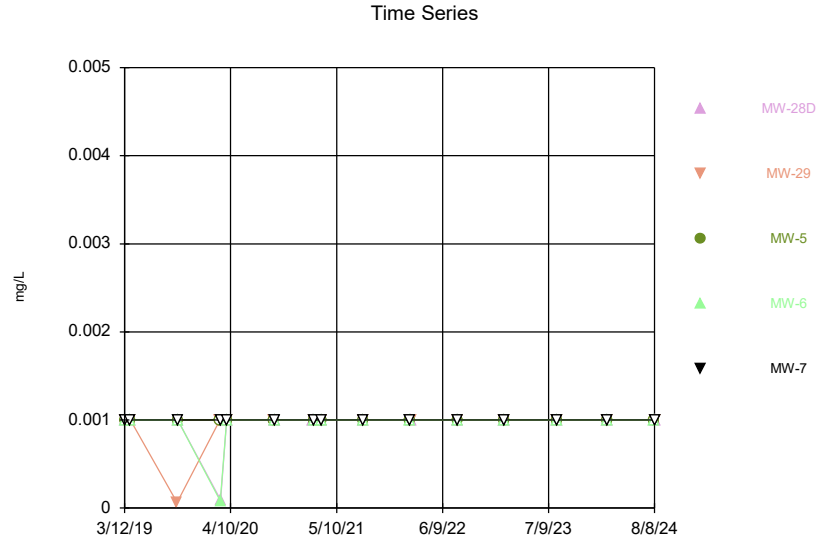

Constituent: Thallium Analysis Run 10/16/2024 4:16 PM
Plant Hammond Client: Southern Company Data: Hammond AP-1

Sanitas™ v.10.0.22 Software licensed to Groundwater Stats Consulting. UG

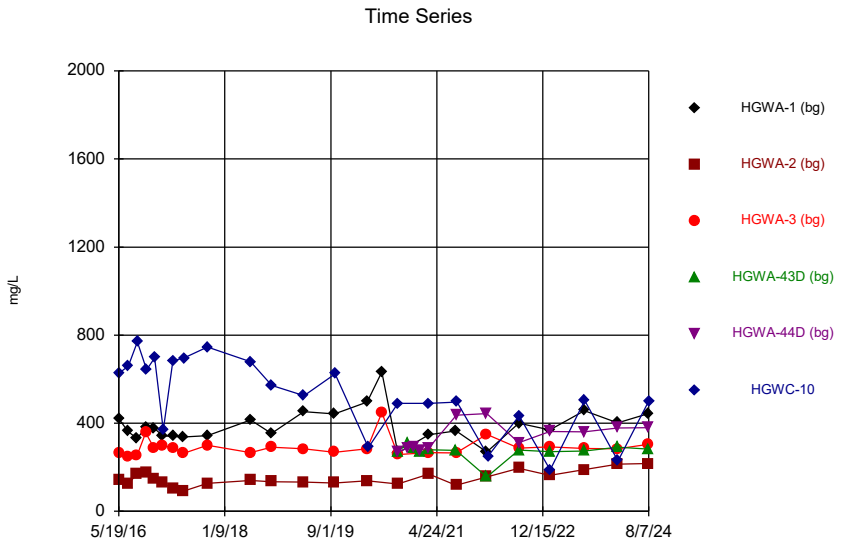

Constituent: Total Dissolved Solids Analysis Run 10/16/2024 4:16 PM
Plant Hammond Client: Southern Company Data: Hammond AP-1

Sanitas™ v.10.0.22 Software licensed to Groundwater Stats Consulting. UG

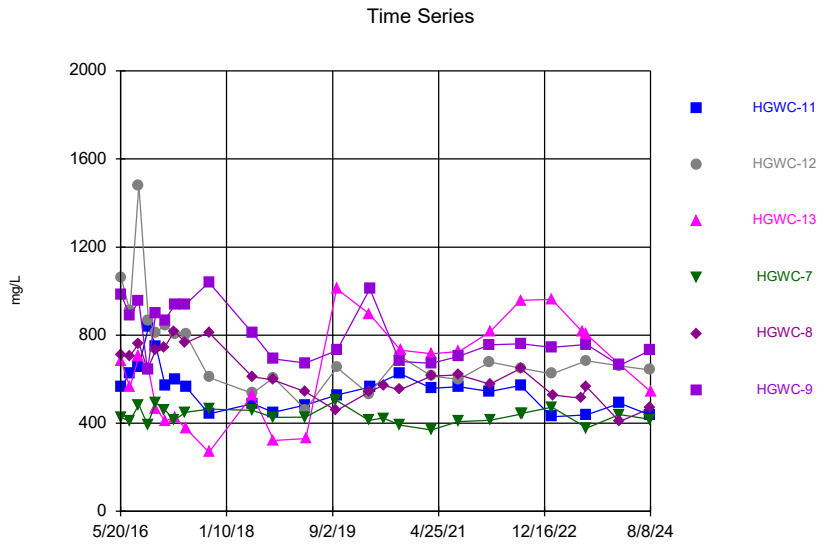

Constituent: Total Dissolved Solids Analysis Run 10/16/2024 4:16 PM
Plant Hammond Client: Southern Company Data: Hammond AP-1

Sanitas™ v.10.0.22 Software licensed to Groundwater Stats Consulting. UG

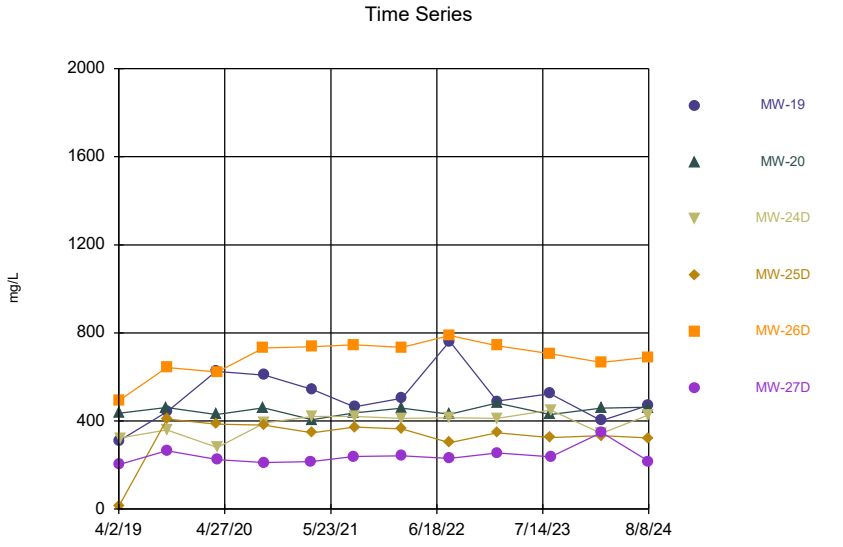

Constituent: Total Dissolved Solids Analysis Run 10/16/2024 4:16 PM
Plant Hammond Client: Southern Company Data: Hammond AP-1

Sanitas™ v.10.0.22 Software licensed to Groundwater Stats Consulting. UG

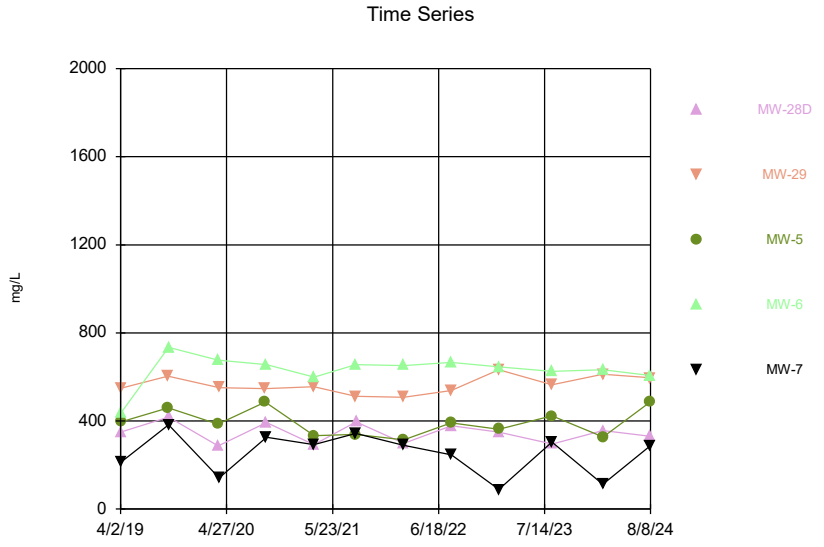

Constituent: Total Dissolved Solids Analysis Run 10/16/2024 4:16 PM
Plant Hammond Client: Southern Company Data: Hammond AP-1

Time Series

Constituent: Antimony (mg/L) Analysis Run 10/16/2024 4:17 PM

Plant Hammond Client: Southern Company Data: Hammond AP-1

	HGWA-1 (bg)	HGWA-2 (bg)	HGWA-3 (bg)	HGWA-43D (bg)	HGWA-44D (bg)	HGWC-10
5/19/2016	<0.003	<0.003	<0.003			
5/23/2016						<0.003
7/11/2016	<0.003	<0.003				
7/12/2016			0.0003 (J)			<0.003
8/30/2016	<0.003	<0.003	<0.003			
9/1/2016						<0.003
10/19/2016	0.0014 (J)	<0.003	<0.003			
10/24/2016						<0.003
12/6/2016	<0.003	<0.003	<0.003			
12/7/2016						<0.003
1/24/2017	<0.003	<0.003	<0.003			
1/26/2017						<0.003
3/21/2017	<0.003	<0.003	<0.003			
3/22/2017						<0.003
5/22/2017	<0.003	<0.003	<0.003			
5/24/2017						<0.003
4/2/2018	<0.003	<0.003				
4/3/2018			<0.003			
4/4/2018						<0.003
3/12/2019	<0.003	<0.003	<0.003			
3/13/2019						<0.003
4/1/2019			<0.003			
4/2/2019	<0.003	<0.003				
4/3/2019						<0.003
9/23/2019	<0.003	<0.003	<0.003			
9/27/2019						<0.003
3/2/2020	<0.003	<0.003	<0.003			
3/3/2020						<0.003
3/25/2020	<0.003	<0.003	<0.003			
4/1/2020						<0.003
9/15/2020	<0.003	<0.003	<0.003			
9/16/2020				0.00051 (J)	0.00049 (J)	<0.003
11/10/2020				0.00043 (J)	<0.003	
12/15/2020				0.00031 (J)	0.00047 (J)	
1/19/2021				0.00029 (J)	0.00067 (JB)	
2/8/2021	<0.003					
2/9/2021		0.00062 (JB)	0.00031 (JB)	0.00037 (JB)	0.00042 (J)	
2/15/2021						0.00065 (J)
3/10/2021	<0.003				0.00037 (J)	
3/11/2021		<0.003	<0.003	0.00057 (J)		
3/12/2021						<0.003
8/11/2021	<0.003			<0.003		
8/12/2021		<0.003	<0.003			
8/13/2021					<0.003	
8/17/2021						<0.003
2/1/2022	<0.003	<0.003	<0.003	<0.003	0.0013 (J)	
2/9/2022						<0.003
8/2/2022	<0.003	<0.003	<0.003	<0.003	<0.003	
8/3/2022						0.0018 (J)
1/23/2023			<0.003			
1/24/2023	<0.003	<0.003		<0.003	<0.003	
1/27/2023						<0.003

ND substitution: RL or RL/2 if <15% NDs.

Time Series

Constituent: Antimony (mg/L) Analysis Run 10/16/2024 4:17 PM

Plant Hammond Client: Southern Company Data: Hammond AP-1

	HGWA-1 (bg)	HGWA-2 (bg)	HGWA-3 (bg)	HGWA-43D (bg)	HGWA-44D (bg)	HGWC-10
8/8/2023	<0.003	<0.003	<0.003	<0.003	<0.003	
8/10/2023						<0.003
2/13/2024	<0.003	<0.003	<0.003	<0.003	<0.003	
2/15/2024						<0.003
8/5/2024	<0.003	<0.003	<0.003			
8/6/2024				<0.003	<0.003	
8/7/2024						<0.003

ND substitution: RL or RL/2 if <15% NDs.

Time Series

Constituent: Antimony (mg/L) Analysis Run 10/16/2024 4:17 PM

Plant Hammond Client: Southern Company Data: Hammond AP-1

	HGWC-11	HGWC-12	HGWC-13	HGWC-7	HGWC-8	HGWC-9
5/20/2016				<0.003	<0.003	
5/23/2016	<0.003	<0.003	<0.003			<0.003
7/12/2016	<0.003	<0.003	0.0003 (J)	<0.003	<0.003	<0.003
9/1/2016	<0.003	<0.003	<0.003	<0.003	<0.003	<0.003
10/20/2016				<0.003	<0.003	<0.003
10/24/2016	<0.003	<0.003	<0.003			
12/6/2016				<0.003	<0.003	<0.003
12/7/2016	<0.003	<0.003	<0.003			
1/25/2017				<0.003	<0.003	
1/26/2017	<0.003	<0.003	<0.003			<0.003
3/21/2017				<0.003	<0.003	
3/22/2017	<0.003	<0.003	<0.003			<0.003
5/23/2017				<0.003	<0.003	<0.003
5/24/2017	<0.003	<0.003	<0.003			
4/3/2018				<0.003	<0.003	<0.003
4/4/2018	<0.003	<0.003	<0.003			
3/12/2019					<0.003	
3/13/2019	<0.003		<0.003	<0.003		<0.003
3/14/2019		<0.003				
4/2/2019				<0.003		
4/3/2019	<0.003	<0.003			<0.003	<0.003
4/5/2019			0.00021 (J)			
9/24/2019					<0.003	
9/25/2019				<0.003		
9/26/2019			<0.003			
9/27/2019	<0.003	<0.003				<0.003
3/3/2020	<0.003	<0.003			<0.003	
3/4/2020			0.00061 (J)	<0.003		0.00032 (J)
3/26/2020		<0.003				
3/27/2020				<0.003	<0.003	
3/30/2020			0.00036 (J)			
3/31/2020	<0.003					0.00042 (J)
9/16/2020				0.00034 (J)	<0.003	
9/17/2020						<0.003
9/18/2020	0.00038 (J)	<0.003				
9/21/2020			0.00029 (J)			
2/10/2021				<0.003		
2/12/2021	<0.003	<0.003				
2/16/2021					0.00064 (J)	0.00043 (J)
2/22/2021			0.00047 (J)			
3/15/2021				<0.003	<0.003	
3/16/2021	<0.003	<0.003				<0.003
3/17/2021			0.00049 (J)			
8/16/2021				0.0017 (J)		
8/17/2021						<0.003
8/18/2021	<0.003	<0.003			<0.003	
8/19/2021			<0.003			
2/9/2022	<0.003	<0.003				<0.003
2/10/2022			<0.003	<0.003	<0.003	
8/3/2022	<0.003	<0.003	<0.003	<0.003	<0.003	
8/4/2022						<0.003
8/11/2022				<0.003		

ND substitution: RL or RL/2 if <15% NDs.

Time Series

Constituent: Antimony (mg/L) Analysis Run 10/16/2024 4:17 PM

Plant Hammond Client: Southern Company Data: Hammond AP-1

	HGWC-11	HGWC-12	HGWC-13	HGWC-7	HGWC-8	HGWC-9
1/26/2023	<0.003	<0.003	<0.003			0.00092 (J)
1/27/2023				<0.003		
2/1/2023					<0.003	
7/13/2023					<0.003	
7/17/2023			<0.003			
8/10/2023	<0.003	<0.003				
8/11/2023						<0.003
8/12/2023			<0.003	<0.003	<0.003	
2/14/2024				<0.003	<0.003	
2/15/2024	<0.003	<0.003				<0.003
2/16/2024			<0.003			
8/7/2024	<0.003	<0.003		<0.003	<0.003	<0.003
8/8/2024			<0.003			

ND substitution: RL or RL/2 if <15% NDs.

Time Series

Constituent: Antimony (mg/L) Analysis Run 10/16/2024 4:17 PM

Plant Hammond Client: Southern Company Data: Hammond AP-1

	MW-19	MW-20	MW-24D	MW-25D	MW-26D	MW-27D
3/13/2019		<0.003	<0.003		<0.003	<0.003
3/14/2019	<0.003			<0.003		
4/2/2019		<0.003				
4/3/2019	<0.003			<0.003	<0.003	
4/4/2019						0.00016 (J)
4/8/2019			<0.003			
9/25/2019		<0.003				
9/26/2019			<0.003		<0.003	0.0003 (J)
9/27/2019	<0.003			<0.003		
3/2/2020		<0.003				
3/3/2020				<0.003		
3/4/2020	<0.003		0.0017 (J)		0.002 (J)	0.00037 (J)
3/26/2020	<0.003			<0.003		
3/27/2020		<0.003				
3/30/2020			<0.003			
3/31/2020					0.0013 (J)	
4/2/2020						0.0003 (J)
9/17/2020		<0.003			<0.003	
9/18/2020				<0.003		0.00031 (J)
9/21/2020	<0.003		<0.003			
2/11/2021		<0.003				
2/12/2021	<0.003			<0.003		
2/16/2021			<0.003		<0.003	0.00038 (J)
3/12/2021						<0.003
3/15/2021		<0.003				
3/16/2021				<0.003		
3/17/2021	<0.003		<0.003		<0.003	
8/17/2021		<0.003			<0.003	<0.003
8/18/2021	<0.003					
8/19/2021			<0.003	<0.003		
2/9/2022	<0.003			<0.003	<0.003	
2/10/2022		<0.003	<0.003			<0.003
8/3/2022			<0.003			<0.003
8/4/2022	<0.003	<0.003		<0.003	<0.003	
1/26/2023	<0.003	<0.003	<0.003	<0.003	<0.003	
1/27/2023						<0.003
8/10/2023	<0.003	<0.003		<0.003		
8/11/2023					<0.003	
8/12/2023			<0.003			<0.003
2/14/2024		<0.003				
2/15/2024	<0.003		<0.003	<0.003	<0.003	
2/16/2024						<0.003
8/7/2024		<0.003		<0.003		
8/8/2024	<0.003		0.00086 (J)		<0.003	<0.003

ND substitution: RL or RL/2 if <15% NDs.

Time Series

Constituent: Antimony (mg/L) Analysis Run 10/16/2024 4:17 PM

Plant Hammond Client: Southern Company Data: Hammond AP-1

	MW-28D	MW-29	MW-5	MW-6	MW-7
3/12/2019	<0.003	<0.003			
3/13/2019			<0.003	<0.003	0.00086 (J)
4/2/2019	<0.003	<0.003			
4/3/2019			<0.003	<0.003	<0.003
9/24/2019		<0.003			
9/25/2019			<0.003		
9/26/2019	<0.003			<0.003	<0.003
3/2/2020		<0.003	<0.003		
3/3/2020				<0.003	0.0013 (J)
3/4/2020	<0.003				
3/26/2020			<0.003		
3/27/2020	<0.003			<0.003	
3/30/2020		<0.003			<0.003
9/16/2020		<0.003			
9/17/2020			<0.003		
9/21/2020	<0.003			0.0014 (J)	0.00051 (J)
2/10/2021	0.0019 (J)				
2/15/2021		0.00094 (J)			0.0021 (J)
2/16/2021			<0.003	<0.003	
3/15/2021	<0.003	<0.003			<0.003
3/16/2021			<0.003	<0.003	
8/16/2021		<0.003			
8/17/2021			<0.003	<0.003	<0.003
8/18/2021	<0.003				
2/8/2022					<0.003
2/9/2022			<0.003	<0.003	
2/10/2022	<0.003	<0.003			
8/3/2022		<0.003	<0.003	<0.003	
8/4/2022	<0.003				<0.003
1/26/2023	<0.003	<0.003	<0.003	<0.003	<0.003
8/10/2023		<0.003	<0.003	<0.003	<0.003
8/11/2023	<0.003				
2/14/2024	<0.003	<0.003		<0.003	<0.003
2/15/2024			<0.003		
8/7/2024			<0.003	<0.003	
8/8/2024	<0.003	<0.003			<0.003

ND substitution: RL or RL/2 if <15% NDs.

Time Series

Constituent: Arsenic (mg/L) Analysis Run 10/16/2024 4:17 PM

Plant Hammond Client: Southern Company Data: Hammond AP-1

	HGWA-1 (bg)	HGWA-2 (bg)	HGWA-3 (bg)	HGWA-43D (bg)	HGWA-44D (bg)	HGWC-10
5/19/2016	<0.005	0.00127 (J)	<0.005			
5/23/2016						<0.005
7/11/2016	<0.005	0.002 (J)				
7/12/2016			0.0008 (J)			<0.005
8/30/2016	<0.005	0.0017 (J)	<0.005			
9/1/2016						<0.005
10/19/2016	<0.005	<0.005	<0.005			
10/24/2016						<0.005
12/6/2016	<0.005	<0.005	<0.005			
12/7/2016						<0.005
1/24/2017	<0.005	<0.005	<0.005			
1/26/2017						<0.005
3/21/2017	0.0005 (J)	<0.005	0.0007 (J)			
3/22/2017						<0.005
5/22/2017	<0.005	0.0006 (J)	0.0006 (J)			
5/24/2017						<0.005
4/2/2018	<0.005	<0.005				
4/3/2018			<0.005			
4/4/2018						<0.005
6/4/2018	<0.005	0.00088 (J)	0.0008 (J)			
6/5/2018						<0.005
10/1/2018	<0.005	<0.005	0.0011 (J)			
10/2/2018						<0.005
3/12/2019	<0.005	0.00069 (J)	0.00063 (J)			
3/13/2019						<0.005
4/1/2019			<0.005			
4/2/2019	<0.005	<0.005				
4/3/2019						<0.005
9/23/2019	0.00046 (J)	0.00067 (J)	0.0011 (J)			
9/27/2019						<0.005
3/2/2020	<0.005	0.00043 (J)	0.0004 (J)			
3/3/2020						<0.005
3/25/2020	<0.005	<0.005	<0.005			
4/1/2020						<0.005
9/15/2020	<0.005	<0.005	<0.005			
9/16/2020				<0.005	<0.005	<0.005
11/10/2020				0.0021 (J)	<0.005	
12/15/2020				<0.005	<0.005	
1/19/2021				0.0011 (J)	<0.005	
2/8/2021	<0.005					
2/9/2021		<0.005	<0.005	0.0017 (JB)	0.00083 (J)	
2/15/2021						<0.005
3/10/2021	<0.005				<0.005	
3/11/2021		<0.005	<0.005	0.0013 (J)		
3/12/2021						<0.005
8/11/2021	<0.005			0.0015 (J)		
8/12/2021		<0.005	<0.005			
8/13/2021					<0.005	
8/17/2021						<0.005
2/1/2022	0.0016 (J)	0.0023 (J)	0.0024 (J)	0.0036 (J)	0.0025 (J)	
2/9/2022						<0.005
8/2/2022	<0.005	<0.005	<0.005	<0.005	<0.005	

ND substitution: RL or RL/2 if <15% NDs.

Time Series

Constituent: Arsenic (mg/L) Analysis Run 10/16/2024 4:17 PM

Plant Hammond Client: Southern Company Data: Hammond AP-1

	HGWA-1 (bg)	HGWA-2 (bg)	HGWA-3 (bg)	HGWA-43D (bg)	HGWA-44D (bg)	HGWC-10
8/3/2022						<0.005
1/23/2023			<0.005			
1/24/2023	<0.005	<0.005		<0.005	0.0027 (J)	
1/27/2023						<0.005
8/8/2023	<0.005	<0.005	<0.005	<0.005	<0.005	
8/10/2023						<0.005
2/13/2024	<0.005	<0.005	<0.005	0.00097 (J)	0.0014 (J)	
2/15/2024						<0.005
8/5/2024	<0.005	<0.005	<0.005			
8/6/2024				<0.005	<0.005	
8/7/2024						<0.005

ND substitution: RL or RL/2 if <15% NDs.

Time Series

Constituent: Arsenic (mg/L) Analysis Run 10/16/2024 4:17 PM

Plant Hammond Client: Southern Company Data: Hammond AP-1

	HGWC-11	HGWC-12	HGWC-13	HGWC-7	HGWC-8	HGWC-9
5/20/2016				<0.005	<0.005	
5/23/2016	<0.005	0.0046 (J)	0.329			<0.005
7/12/2016	0.0015 (J)	0.005	0.297	<0.005	<0.005	<0.005
9/1/2016	<0.005	0.0043 (J)	0.314	<0.005	<0.005	<0.005
10/20/2016				<0.005	<0.005	<0.005
10/24/2016	<0.005	0.0049 (J)	0.334			
12/6/2016				<0.005	<0.005	<0.005
12/7/2016	<0.005	0.0046 (J)	0.35			
1/25/2017				<0.005	<0.005	
1/26/2017	<0.005	<0.005	0.424			<0.005
3/21/2017				<0.005	<0.005	
3/22/2017	0.0053	0.0019 (J)	0.419			0.0008 (J)
5/23/2017				<0.005	<0.005	<0.005
5/24/2017	<0.005	0.0022 (J)	0.393			
4/3/2018				<0.005	<0.005	<0.005
4/4/2018	<0.005	<0.005	0.49			
6/5/2018	0.0012 (J)		0.38	<0.005		
6/6/2018		0.0048 (J)			<0.005	<0.005
10/2/2018				0.0019 (J)	<0.005	<0.005
10/3/2018	<0.005	0.0037 (J)				
10/5/2018			0.34			
3/12/2019					<0.005	
3/13/2019	0.0024 (J)		0.42	<0.005		0.00075 (J)
3/14/2019		0.0026 (J)				
4/2/2019				<0.005		
4/3/2019	0.00094 (J)	0.0022 (J)			<0.005	<0.005
4/5/2019			0.36			
9/24/2019					<0.005	
9/25/2019				<0.005		
9/26/2019			0.44			
9/27/2019	0.0018 (J)	0.0061				0.00037 (J)
3/3/2020	0.0022 (J)	0.0023 (J)			<0.005	
3/4/2020			0.52	<0.005		<0.005
3/26/2020		0.0028 (J)				
3/27/2020				<0.005	<0.005	
3/30/2020			0.47			
3/31/2020	0.0022 (J)					<0.005
9/16/2020				<0.005	<0.005	
9/17/2020						<0.005
9/18/2020	0.00081 (J)	0.0031 (J)				
9/21/2020			0.39			
2/10/2021				<0.005		
2/12/2021	0.002 (J)	0.0045 (J)				
2/16/2021					<0.005	<0.005
2/22/2021			0.45			
3/15/2021				<0.005	<0.005	
3/16/2021	0.0017 (J)	0.0038 (J)				<0.005
3/17/2021			0.39			
8/16/2021				<0.005		
8/17/2021						<0.005
8/18/2021	<0.005	0.0028 (J)			<0.005	
8/19/2021			0.31			

ND substitution: RL or RL/2 if <15% NDs.

Time Series

Constituent: Arsenic (mg/L) Analysis Run 10/16/2024 4:17 PM

Plant Hammond Client: Southern Company Data: Hammond AP-1

	HGWC-11	HGWC-12	HGWC-13	HGWC-7	HGWC-8	HGWC-9
2/9/2022	0.0047 (J)	0.0053				0.0021 (J)
2/10/2022			0.38	<0.005	0.002 (J)	
8/3/2022	<0.005	0.0023 (J)	0.4	<0.005	<0.005	
8/4/2022						<0.005
8/11/2022				<0.005		
1/26/2023	<0.005	0.0025 (J)	0.53			<0.005
1/27/2023				<0.005		
2/1/2023					<0.005	
7/13/2023					<0.005	
7/17/2023			0.63			
8/10/2023	<0.005	<0.005				
8/11/2023						<0.005
8/12/2023			0.54	<0.005	<0.005	
2/14/2024				<0.005	<0.005	
2/15/2024	<0.005	0.0027 (J)				<0.005 (D)
2/16/2024			0.5			
8/7/2024	0.0015 (J)	0.0024 (J)		<0.005	<0.005	<0.005
8/8/2024			0.52			

ND substitution: RL or RL/2 if <15% NDs.

Time Series

Constituent: Arsenic (mg/L) Analysis Run 10/16/2024 4:17 PM

Plant Hammond Client: Southern Company Data: Hammond AP-1

	MW-19	MW-20	MW-24D	MW-25D	MW-26D	MW-27D
3/13/2019		0.0023 (J)	<0.005		<0.005	<0.005
3/14/2019	<0.005			0.0019 (J)		
4/2/2019		<0.005				
4/3/2019	<0.005			<0.005	<0.005	
4/4/2019						0.0002 (J)
4/8/2019			<0.005			
9/25/2019		<0.005				
9/26/2019			<0.005		<0.005	<0.005
9/27/2019	<0.005			0.0011 (J)		
3/2/2020		0.00038 (J)				
3/3/2020				0.001 (J)		
3/4/2020	0.00045 (J)		<0.005		0.0006 (J)	0.00069 (J)
3/26/2020	<0.005			0.00075 (J)		
3/27/2020		<0.005				
3/30/2020			<0.005			
3/31/2020					<0.005	
4/2/2020						<0.005
9/17/2020		<0.005			<0.005	
9/18/2020				<0.005		<0.005
9/21/2020	<0.005		<0.005			
2/11/2021		0.00094 (J)				
2/12/2021	<0.005			<0.005		
2/16/2021			<0.005		0.0008 (J)	0.001 (J)
3/12/2021						<0.005
3/15/2021		<0.005				
3/16/2021				<0.005		
3/17/2021	<0.005		<0.005		<0.005	
8/17/2021		<0.005			<0.005	<0.005
8/18/2021	<0.005					
8/19/2021			<0.005	<0.005		
2/9/2022	<0.005			<0.005	0.0017 (J)	
2/10/2022		<0.005	<0.005			<0.005
8/3/2022			<0.005			<0.005
8/4/2022	<0.005	<0.005		<0.005	<0.005	
1/26/2023	<0.005	<0.005	<0.005	<0.005	<0.005	
1/27/2023						<0.005
8/10/2023	<0.005	<0.005		<0.005		
8/11/2023					<0.005	
8/12/2023			<0.005			<0.005
2/14/2024		<0.005				
2/15/2024	<0.005		<0.005	<0.005	<0.005	
2/16/2024						<0.005
8/7/2024		<0.005		<0.005		
8/8/2024	<0.005		<0.005		<0.005	<0.005

ND substitution: RL or RL/2 if <15% NDs.

Time Series

Constituent: Arsenic (mg/L) Analysis Run 10/16/2024 4:17 PM

Plant Hammond Client: Southern Company Data: Hammond AP-1

	MW-28D	MW-29	MW-5	MW-6	MW-7
3/12/2019	<0.005	<0.005			
3/13/2019			<0.005	<0.005	<0.005
4/2/2019	<0.005	<0.005			
4/3/2019			<0.005	<0.005	<0.005
9/24/2019		<0.005			
9/25/2019			<0.005		
9/26/2019	<0.005			<0.005	<0.005
3/2/2020		<0.005	<0.005		
3/3/2020				<0.005	<0.005
3/4/2020	<0.005				
3/26/2020			<0.005		
3/27/2020	<0.005			<0.005	
3/30/2020		0.00037 (J)			<0.005
9/16/2020		<0.005			
9/17/2020			<0.005		
9/21/2020	<0.005			<0.005	<0.005
2/10/2021	0.0011 (J)				
2/15/2021		<0.005			<0.005
2/16/2021			<0.005	<0.005	
3/15/2021	<0.005	<0.005			<0.005
3/16/2021			<0.005	<0.005	
8/16/2021		<0.005			
8/17/2021			<0.005	<0.005	<0.005
8/18/2021	<0.005				
2/8/2022					<0.005
2/9/2022			0.0013 (J)	0.0034 (J)	
2/10/2022	<0.005	<0.005			
8/3/2022		<0.005	<0.005	<0.005	
8/4/2022	<0.005				<0.005
1/26/2023	<0.005	<0.005	<0.005	<0.005	<0.005
8/10/2023		<0.005	<0.005	<0.005	<0.005
8/11/2023	<0.005				
2/14/2024	<0.005	<0.005		<0.005	<0.005
2/15/2024			<0.005		
8/7/2024			<0.005	<0.005	
8/8/2024	<0.005	<0.005			<0.005

ND substitution: RL or RL/2 if <15% NDs.

Time Series

Constituent: Barium (mg/L) Analysis Run 10/16/2024 4:17 PM

Plant Hammond Client: Southern Company Data: Hammond AP-1

	HGWA-1 (bg)	HGWA-2 (bg)	HGWA-3 (bg)	HGWA-43D (bg)	HGWA-44D (bg)	HGWC-10
5/19/2016	0.0346	0.114	0.111			
5/23/2016						0.0877
7/11/2016	0.0311	0.112				
7/12/2016			0.115			0.0926
8/30/2016	0.0293	0.131	0.113			
9/1/2016						0.0994
10/19/2016	0.0293	0.111	0.123			
10/24/2016						0.101
12/6/2016	0.0304	0.108	0.127			
12/7/2016						0.107
1/24/2017	0.028	0.102	0.126			
1/26/2017						0.0538
3/21/2017	0.0275	0.095	0.12			
3/22/2017						0.0962
5/22/2017	0.0281	0.103	0.117			
5/24/2017						0.0996
4/2/2018	0.026	0.099				
4/3/2018			0.11			
4/4/2018						0.084
6/4/2018	0.035	0.11	0.12			
6/5/2018						0.086
10/1/2018	0.029	0.11	0.14			
10/2/2018						0.076
3/12/2019	0.042	0.12	0.13			
3/13/2019						0.044
4/1/2019			0.13			
4/2/2019	0.04	0.13				
4/3/2019						0.076
9/23/2019	0.042	0.13	0.13			
9/27/2019						0.078
3/2/2020	0.034	0.11	0.14			
3/3/2020						0.048
3/25/2020	0.043	0.12	0.13			
4/1/2020						0.058
9/15/2020	0.035	0.12	0.12			
9/16/2020				0.26	0.24	0.068
11/10/2020				0.25	0.38	
12/15/2020				0.29	0.39	
1/19/2021				0.32	0.41	
2/8/2021	0.032					
2/9/2021		0.12	0.13	0.34	0.46	
2/15/2021						0.06
3/10/2021	0.03				0.26	
3/11/2021		0.07	0.13	0.32		
3/12/2021						0.058
8/11/2021	0.03			0.28		
8/12/2021		0.12	0.11			
8/13/2021					0.22	
8/17/2021						0.055
2/1/2022	0.031	0.13	0.12	0.29	0.23	
2/9/2022						0.042
8/2/2022	0.039	0.11	0.16	0.35	0.37	

Time Series

Constituent: Barium (mg/L) Analysis Run 10/16/2024 4:17 PM

Plant Hammond Client: Southern Company Data: Hammond AP-1

	HGWA-1 (bg)	HGWA-2 (bg)	HGWA-3 (bg)	HGWA-43D (bg)	HGWA-44D (bg)	HGWC-10
8/3/2022						0.069
1/23/2023			0.13			
1/24/2023	0.033	0.088		0.28	0.18	
1/27/2023						0.041
8/8/2023	0.039	0.068	0.12	0.3	0.12	
8/10/2023						0.045
2/13/2024	0.039	0.062	0.13	0.28	0.12	
2/15/2024						0.048
8/5/2024	0.032	0.062	0.13			
8/6/2024				0.28	0.11	
8/7/2024						0.059

Time Series

Constituent: Barium (mg/L) Analysis Run 10/16/2024 4:17 PM

Plant Hammond Client: Southern Company Data: Hammond AP-1

	HGWC-11	HGWC-12	HGWC-13	HGWC-7	HGWC-8	HGWC-9
5/20/2016				0.0687	0.0808	
5/23/2016	0.0466	0.133	0.0779			0.117
7/12/2016	0.0616	0.135	0.0697	0.0731	0.083	0.13
9/1/2016	0.0497	0.123	0.07	0.0747	0.0829	0.13
10/20/2016				0.072	0.0811	0.0806
10/24/2016	0.0794	0.135	0.0882			
12/6/2016				0.0752	0.0845	0.128
12/7/2016	0.1	0.13	0.0798			
1/25/2017				0.0747	0.078	
1/26/2017	0.0696	0.127	0.0738			0.142
3/21/2017				0.0722	0.0791	
3/22/2017	0.0346	0.112	0.0755			0.122
5/23/2017				0.0794	0.0846	0.127
5/24/2017	0.0437	0.106	0.0627			
4/3/2018				0.075	0.065	0.1
4/4/2018	0.029	0.083	0.099			
6/5/2018	0.039		0.13	0.071		
6/6/2018		0.09			0.063	0.11
10/2/2018				0.078	0.061	0.11
10/3/2018	0.033	0.087				
10/5/2018			0.076			
3/12/2019					0.062	
3/13/2019	0.024		0.1	0.083		0.1
3/14/2019		0.081				
4/2/2019				0.072		
4/3/2019	0.023	0.077			0.066	0.12
4/5/2019			0.079			
9/24/2019					0.053	
9/25/2019				0.061		
9/26/2019			0.11			
9/27/2019	0.033	0.096				0.11
3/3/2020	0.022	0.092			0.052	
3/4/2020			0.1	0.068		0.11
3/26/2020		0.089				
3/27/2020				0.059	0.059	
3/30/2020			0.08			
3/31/2020	0.026					0.11
9/16/2020				0.068	0.06	
9/17/2020						0.11
9/18/2020	0.043	0.086				
9/21/2020			0.052			
2/10/2021				0.069		
2/12/2021	0.039	0.09				
2/16/2021					0.069	0.11
2/22/2021			0.061			
3/15/2021				0.074	0.063	
3/16/2021	0.035	0.084				0.11
3/17/2021			0.056			
8/16/2021				0.068		
8/17/2021						0.095
8/18/2021	0.04	0.083			0.062	
8/19/2021			0.049			

Time Series

Constituent: Barium (mg/L) Analysis Run 10/16/2024 4:17 PM

Plant Hammond Client: Southern Company Data: Hammond AP-1

	HGWC-11	HGWC-12	HGWC-13	HGWC-7	HGWC-8	HGWC-9
2/9/2022	0.042	0.075				0.096
2/10/2022			0.053	0.063	0.056	
8/3/2022	0.041	0.086	0.07	0.066	0.06	
8/4/2022						0.091
8/11/2022				0.071		
1/26/2023	0.031	0.076	0.079			0.069
1/27/2023				0.065		
2/1/2023					0.058	
7/13/2023					0.047	
7/17/2023			0.056			
8/10/2023	0.027	0.075				
8/11/2023						0.068
8/12/2023			0.057	0.06	0.052	
2/14/2024				0.067	0.048	
2/15/2024	0.037	0.068				0.054
2/16/2024			0.056			
8/7/2024	0.029	0.063		0.082	0.053	0.054
8/8/2024			0.05			

Time Series

Constituent: Barium (mg/L) Analysis Run 10/16/2024 4:17 PM

Plant Hammond Client: Southern Company Data: Hammond AP-1

	MW-19	MW-20	MW-24D	MW-25D	MW-26D	MW-27D
3/13/2019		0.087	0.053		0.099	1.5
3/14/2019	0.06			0.44		
4/2/2019		0.08				
4/3/2019	0.05			0.38	0.12	
4/4/2019						1.2
4/8/2019			0.043			
9/25/2019		0.085				
9/26/2019			0.12		0.12	0.95
9/27/2019	0.068			0.39		
3/2/2020		0.099				
3/3/2020				0.42		
3/4/2020	0.069		0.081		0.17	0.95
3/26/2020	0.067			0.45		
3/27/2020		0.093				
3/30/2020			0.056			
3/31/2020					0.11	
4/2/2020						1
9/17/2020		0.096			0.099	
9/18/2020				0.44		1
9/21/2020	0.056		0.053			
2/11/2021		0.093				
2/12/2021	0.051			0.46		
2/16/2021			0.062		0.093	1
3/12/2021						1.1
3/15/2021		0.096				
3/16/2021				0.51		
3/17/2021	0.049		0.055		0.094	
8/17/2021		0.089			0.072	1.1
8/18/2021	0.045					
8/19/2021			0.048	0.58		
2/9/2022	0.042			0.6	0.066	
2/10/2022		0.082	0.048			0.99
8/3/2022			0.053			0.94
8/4/2022	0.05	0.093		0.75	0.062	
1/26/2023	0.039	0.097	0.054	0.65	0.065	
1/27/2023						0.94
8/10/2023	0.032	0.093		0.71		
8/11/2023					0.059	
8/12/2023			0.053			0.98
2/14/2024		0.095				
2/15/2024	0.03		0.034	0.69	0.058	
2/16/2024						0.65
8/7/2024		0.089		0.75		
8/8/2024	0.031		0.048		0.045	0.63

Time Series

Constituent: Barium (mg/L) Analysis Run 10/16/2024 4:17 PM

Plant Hammond Client: Southern Company Data: Hammond AP-1

	MW-28D	MW-29	MW-5	MW-6	MW-7
3/12/2019	0.82	0.089			
3/13/2019			0.056	0.1	0.063
4/2/2019	0.37	0.078			
4/3/2019			0.049	0.09	0.058
9/24/2019		0.081			
9/25/2019			0.046		
9/26/2019	0.15			0.089	0.066
3/2/2020		0.088	0.049		
3/3/2020				0.09	0.043
3/4/2020	0.77				
3/26/2020			0.046		
3/27/2020	0.64			0.086	
3/30/2020		0.08			0.05
9/16/2020		0.076			
9/17/2020			0.043		
9/21/2020	0.18			0.083	0.065
2/10/2021	0.26				
2/15/2021		0.081			0.048
2/16/2021			0.05	0.085	
3/15/2021	0.45	0.078			0.053
3/16/2021			0.046	0.081	
8/16/2021		0.074			
8/17/2021			0.045	0.081	0.057
8/18/2021	0.53				
2/8/2022					0.053
2/9/2022			0.042	0.074	
2/10/2022	0.76	0.072			
8/3/2022		0.081	0.058	0.084	
8/4/2022	0.7				0.064
1/26/2023	0.8	0.076	0.05	0.079	0.044
8/10/2023		0.066	0.048	0.066	0.059
8/11/2023	2.2				
10/31/2023	2.5 (R)				
2/14/2024	0.61	0.065		0.067	0.042
2/15/2024			0.039		
8/7/2024			0.052	0.066	
8/8/2024	2.6	0.058			0.062

Time Series

Constituent: Beryllium (mg/L) Analysis Run 10/16/2024 4:17 PM

Plant Hammond Client: Southern Company Data: Hammond AP-1

	HGWA-1 (bg)	HGWA-2 (bg)	HGWA-3 (bg)	HGWA-43D (bg)	HGWA-44D (bg)	HGWC-10
5/19/2016	<0.0005	<0.003	<0.0005			
5/23/2016						<0.0005
7/11/2016	<0.0005	0.0001 (J)				
7/12/2016			<0.0005			<0.0005
8/30/2016	<0.0005	<0.003	<0.0005			
9/1/2016						<0.0005
10/19/2016	<0.0005	0.0001 (J)	<0.0005			
10/24/2016						<0.0005
12/6/2016	<0.0005	0.0002 (J)	<0.0005			
12/7/2016						<0.0005
1/24/2017	<0.0005	0.0001 (J)	<0.0005			
1/26/2017						<0.0005
3/21/2017	<0.0005	0.0001 (J)	<0.0005			
3/22/2017						<0.0005
5/22/2017	<0.0005	0.0001 (J)	<0.0005			
5/24/2017						<0.0005
4/2/2018	<0.0005	<0.003				
4/3/2018			<0.0005			
4/4/2018						<0.0005
3/12/2019	<0.0005	0.00017 (J)	<0.0005			
3/13/2019						<0.0005
4/1/2019			<0.0005			
4/2/2019	<0.0005	0.00015 (J)				
4/3/2019						<0.0005
9/23/2019	<0.0005	0.00011 (J)	<0.0005			
9/27/2019						<0.0005
3/2/2020	<0.0005	0.00014 (J)	<0.0005			
3/3/2020						<0.0005
3/25/2020	<0.0005	0.00016 (J)	<0.0005			
4/1/2020						<0.0005
9/15/2020	<0.0005	0.00013 (J)	<0.0005			
9/16/2020				<0.0005	<0.0005	<0.0005
11/10/2020				<0.0005	<0.0005	
12/15/2020				<0.0005	<0.0005	
1/19/2021				<0.0005	<0.0005	
2/8/2021	<0.0005					
2/9/2021		0.00014 (J)	<0.0005	<0.0005	<0.0005	
2/15/2021						<0.0005
3/10/2021	<0.0005				<0.0005	
3/11/2021		8.6E-05 (J)	<0.0005	<0.0005		
3/12/2021						<0.0005
8/11/2021	<0.0005			<0.0005		
8/12/2021		0.00014 (J)	<0.0005			
8/13/2021					<0.0005	
8/17/2021						<0.0005
2/1/2022	<0.0005	0.0002 (J)	<0.0005	<0.0005	<0.0005	
2/9/2022						<0.0005
8/2/2022	<0.0005	0.00019 (J)	<0.0005	<0.0005	<0.0005	
8/3/2022						<0.0005
1/23/2023			<0.0005			
1/24/2023	<0.0005	0.00016 (J)		<0.0005	<0.0005	
1/27/2023						<0.0005

ND substitution: RL or RL/2 if <15% NDs.

Time Series

Constituent: Beryllium (mg/L) Analysis Run 10/16/2024 4:17 PM

Plant Hammond Client: Southern Company Data: Hammond AP-1

	HGWA-1 (bg)	HGWA-2 (bg)	HGWA-3 (bg)	HGWA-43D (bg)	HGWA-44D (bg)	HGWC-10
8/8/2023	<0.0005	0.00022 (J)	<0.0005	<0.0005	<0.0005	
8/10/2023						<0.0005
2/13/2024	<0.0005	0.00022 (J)	<0.0005	<0.0005	<0.0005	
2/15/2024						<0.0005
8/5/2024	<0.0005	0.00026 (J)	<0.0005			
8/6/2024				<0.0005	<0.0005	
8/7/2024						<0.0005

ND substitution: RL or RL/2 if <15% NDs.

Time Series

Constituent: Beryllium (mg/L) Analysis Run 10/16/2024 4:17 PM

Plant Hammond Client: Southern Company Data: Hammond AP-1

	HGWC-11	HGWC-12	HGWC-13	HGWC-7	HGWC-8	HGWC-9
5/20/2016				<0.0005	<0.0005	
5/23/2016	<0.0005	<0.0005	<0.0005			<0.0005
7/12/2016	<0.0005	<0.0005	<0.0005	<0.0005	<0.0005	<0.0005
9/1/2016	<0.0005	<0.0005	<0.0005	<0.0005	<0.0005	<0.0005
10/20/2016				<0.0005	<0.0005	<0.0005
10/24/2016	<0.0005	<0.0005	<0.0005			
12/6/2016				<0.0005	<0.0005	<0.0005
12/7/2016	<0.0005	<0.0005	<0.0005			
1/25/2017				<0.0005	<0.0005	
1/26/2017	<0.0005	<0.0005	<0.0005			<0.0005
3/21/2017				<0.0005	<0.0005	
3/22/2017	9E-05 (J)	<0.0005	<0.0005			<0.0005
5/23/2017				<0.0005	<0.0005	<0.0005
5/24/2017	<0.0005	<0.0005	<0.0005			
4/3/2018				<0.0005	<0.0005	<0.0005
4/4/2018	<0.0005	<0.0005	<0.0005			
3/12/2019					<0.0005	
3/13/2019	0.0001 (J)		6.2E-05 (J)	<0.0005		<0.0005
3/14/2019		<0.0005				
4/2/2019				<0.0005		
4/3/2019	0.00017 (J)	<0.0005			7.4E-05 (J)	<0.0005
4/5/2019			<0.0005			
9/24/2019					<0.0005	
9/25/2019				<0.0005		
9/26/2019			0.00011 (J)			
9/27/2019	8.6E-05 (J)	<0.0005				<0.0005
3/3/2020	0.00012 (J)	<0.0005			<0.0005	
3/4/2020			9.3E-05 (J)	7.7E-05 (J)		<0.0005
3/26/2020		<0.0005				
3/27/2020				<0.0005	<0.0005	
3/30/2020			9.9E-05 (J)			
3/31/2020	0.00015 (J)					<0.0005
9/16/2020				<0.0005	0.0001 (J)	
9/17/2020						<0.0005
9/18/2020	<0.0005	<0.0005				
9/21/2020			0.00011 (J)			
2/10/2021				8.1E-05 (J)		
2/12/2021	<0.0005	<0.0005				
2/16/2021					7.1E-05 (J)	<0.0005
2/22/2021			9.7E-05 (J)			
3/15/2021				0.00019 (J)	7.8E-05 (J)	
3/16/2021	8.1E-05 (J)	<0.0005				<0.0005
3/17/2021			9E-05 (J)			
8/16/2021				<0.0005		
8/17/2021						<0.0005
8/18/2021	<0.0005	<0.0005			8.7E-05 (J)	
8/19/2021			7.3E-05 (J)			
2/9/2022	<0.0005	<0.0005				<0.0005
2/10/2022			<0.0005	<0.0005	7.1E-05 (J)	
8/3/2022	<0.0005	<0.0005	<0.0005	<0.0005	5.6E-05 (J)	
8/4/2022						<0.0005
8/11/2022				<0.0005		

ND substitution: RL or RL/2 if <15% NDs.

Time Series

Constituent: Beryllium (mg/L) Analysis Run 10/16/2024 4:17 PM

Plant Hammond Client: Southern Company Data: Hammond AP-1

	HGWC-11	HGWC-12	HGWC-13	HGWC-7	HGWC-8	HGWC-9
1/26/2023	<0.0005	<0.0005	9.9E-05 (J)			<0.0005
1/27/2023				<0.0005		
2/1/2023					5.6E-05 (J)	
7/13/2023					7.3E-05 (J)	
7/17/2023			0.00012 (J)			
8/10/2023	6.9E-05 (J)	<0.0005				
8/11/2023						<0.0005
8/12/2023			0.0001 (J)	<0.0005	<0.0005	
2/14/2024				<0.0005	<0.0005	
2/15/2024	<0.0005	<0.0005				<0.0005
2/16/2024			<0.0005			
8/7/2024	<0.0005	<0.0005		<0.0005	<0.0005	<0.0005
8/8/2024			<0.0005			

ND substitution: RL or RL/2 if <15% NDs.

Time Series

Constituent: Beryllium (mg/L) Analysis Run 10/16/2024 4:17 PM

Plant Hammond Client: Southern Company Data: Hammond AP-1

	MW-19	MW-20	MW-24D	MW-25D	MW-26D	MW-27D
3/13/2019		<0.0005	<0.0005		<0.0005	<0.0005
3/14/2019	<0.0005			<0.0005		
4/2/2019		<0.0005				
4/3/2019	<0.0005			<0.0005	<0.0005	
4/4/2019						<0.0005
4/8/2019			<0.0005			
9/25/2019		<0.0005				
9/26/2019			<0.0005		<0.0005	<0.0005
9/27/2019	<0.0005			<0.0005		
3/2/2020		<0.0005				
3/3/2020				<0.0005		
3/4/2020	<0.0005		<0.0005		<0.0005	<0.0005
3/26/2020	<0.0005			<0.0005		
3/27/2020		<0.0005				
3/30/2020			<0.0005			
3/31/2020					<0.0005	
4/2/2020						<0.0005
9/17/2020		<0.0005			<0.0005	
9/18/2020				<0.0005		<0.0005
9/21/2020	<0.0005		<0.0005			
2/11/2021		<0.0005				
2/12/2021	<0.0005			<0.0005		
2/16/2021			<0.0005		<0.0005	<0.0005
3/12/2021						<0.0005
3/15/2021		<0.0005				
3/16/2021				<0.0005		
3/17/2021	<0.0005		<0.0005		<0.0005	
8/17/2021		<0.0005			<0.0005	<0.0005
8/18/2021	5.8E-05 (J)					
8/19/2021			<0.0005	<0.0005		
2/9/2022	<0.0005			<0.0005	<0.0005	
2/10/2022		<0.0005	<0.0005			<0.0005
8/3/2022			<0.0005			<0.0005
8/4/2022	<0.0005	<0.0005		<0.0005	<0.0005	
1/26/2023	<0.0005	<0.0005	<0.0005	<0.0005	<0.0005	
1/27/2023						<0.0005
8/10/2023	<0.0005	<0.0005		<0.0005		
8/11/2023					<0.0005	
8/12/2023			<0.0005			<0.0005
2/14/2024		<0.0005				
2/15/2024	<0.0005		<0.0005	<0.0005	<0.0005	
2/16/2024						<0.0005
8/7/2024		<0.0005		<0.0005		
8/8/2024	<0.0005		<0.0005		<0.0005	<0.0005

ND substitution: RL or RL/2 if <15% NDs.

Time Series

Constituent: Beryllium (mg/L) Analysis Run 10/16/2024 4:17 PM

Plant Hammond Client: Southern Company Data: Hammond AP-1

	MW-28D	MW-29	MW-5	MW-6	MW-7
3/12/2019	<0.0005	<0.0005			
3/13/2019			<0.0005	<0.0005	<0.0005
4/2/2019	<0.0005	<0.0005			
4/3/2019			<0.0005	<0.0005	5.1E-05 (J)
9/24/2019		<0.0005			
9/25/2019			<0.0005		
9/26/2019	<0.0005			<0.0005	<0.0005
3/2/2020		<0.0005	<0.0005		
3/3/2020				<0.0005	<0.0005
3/4/2020	0.00014 (J)				
3/26/2020			<0.0005		
3/27/2020	<0.0005			<0.0005	
3/30/2020		<0.0005			<0.0005
9/16/2020		<0.0005			
9/17/2020			<0.0005		
9/21/2020	<0.0005			<0.0005	<0.0005
2/10/2021	5.4E-05 (J)				
2/15/2021		<0.0005			<0.0005
2/16/2021			<0.0005	<0.0005	
3/15/2021	4.8E-05 (J)	<0.0005			<0.0005
3/16/2021			<0.0005	<0.0005	
8/16/2021		<0.0005			
8/17/2021			<0.0005	<0.0005	<0.0005
8/18/2021	<0.0005				
2/8/2022					<0.0005
2/9/2022			<0.0005	<0.0005	
2/10/2022	<0.0005	<0.0005			
8/3/2022		<0.0005	<0.0005	<0.0005	
8/4/2022	<0.0005				<0.0005
1/26/2023	<0.0005	<0.0005	<0.0005	<0.0005	<0.0005
8/10/2023		<0.0005	<0.0005	<0.0005	<0.0005
8/11/2023	<0.0005				
2/14/2024	<0.0005	<0.0005		<0.0005	<0.0005
2/15/2024			<0.0005		
8/7/2024			<0.0005	<0.0005	
8/8/2024	<0.0005	<0.0005			<0.0005

ND substitution: RL or RL/2 if <15% NDs.

Time Series

Constituent: Boron (mg/L) Analysis Run 10/16/2024 4:17 PM

Plant Hammond Client: Southern Company Data: Hammond AP-1

	HGWA-1 (bg)	HGWA-2 (bg)	HGWA-3 (bg)	HGWA-43D (bg)	HGWA-44D (bg)	HGWC-10
5/19/2016	0.0214 (J)	0.0321 (J)	<0.04			
5/23/2016						0.72
7/11/2016	0.0142 (J)	0.0337 (J)				
7/12/2016			0.0074 (J)			0.778
8/30/2016	0.0074 (J)	0.0173 (J)	<0.04			
9/1/2016						0.786
10/19/2016	0.0224 (J)	0.0341 (J)	0.0085 (J)			
10/24/2016						0.831
12/6/2016	0.0211 (J)	0.0326 (J)	0.0085 (J)			
12/7/2016						1.01
1/24/2017	0.0165 (J)	0.0365 (J)	0.01 (J)			
1/26/2017						0.108
3/21/2017	0.0187 (J)	0.0349 (J)	0.0079 (J)			
3/22/2017						0.788
5/22/2017	0.0782	0.0475	0.0131 (J)			
5/24/2017						0.814
10/3/2017	0.0198 (J)	0.0386 (J)	0.0097 (J)			0.871
6/4/2018	0.02 (J)	0.036 (J)	0.017 (J)			
6/5/2018						1.2
10/1/2018	0.013 (J)	0.035 (J)	0.0061 (J)			
10/2/2018						0.62
4/1/2019			0.0066 (J)			
4/2/2019	0.016 (J)	0.034 (J)				
4/3/2019						0.66
9/23/2019	0.021 (J)	0.04 (J)	0.0081 (J)			
9/27/2019						1
3/25/2020	0.025 (J)	0.039 (J)	0.0096 (J)			
4/1/2020						0.23
6/16/2020	0.021 (J)		0.01 (J)			
9/15/2020	0.017 (J)	0.044 (J)	0.0071 (J)			
9/16/2020				0.061 (J)	0.23	1.1
11/10/2020				0.057 (J)	0.29	
12/15/2020				0.052 (J)	0.31	
1/19/2021				0.049 (J)	0.4	
3/10/2021	0.015 (J)				0.39	
3/11/2021		0.056	0.015 (J)	0.06		
3/12/2021						0.64
8/11/2021	0.02 (J)			0.042		
8/12/2021		0.044	<0.04			
8/13/2021					0.31	
8/17/2021						0.88
2/1/2022	0.016 (J)	0.056	0.011 (J)	0.05	0.44	
2/9/2022						0.1
8/2/2022	0.012 (J)	0.047	<0.04	0.043	0.31	
8/3/2022						0.53
1/23/2023			0.012 (J)			
1/24/2023	0.015 (J)	0.046		0.037 (J)	0.44	
1/27/2023						0.065
8/8/2023	0.023 (J)	0.06	0.011 (J)	0.038 (J)	0.55	
8/10/2023						0.65
2/13/2024	0.02 (J)	0.051	<0.04	0.037 (J)	0.49	
2/15/2024						0.089

ND substitution: RL or RL/2 if <15% NDs.

Time Series

Constituent: Boron (mg/L) Analysis Run 10/16/2024 4:17 PM

Plant Hammond Client: Southern Company Data: Hammond AP-1

	HGWA-1 (bg)	HGWA-2 (bg)	HGWA-3 (bg)	HGWA-43D (bg)	HGWA-44D (bg)	HGWC-10
8/5/2024	0.02 (J)	0.057	<0.04			
8/6/2024				0.043	0.52	
8/7/2024						0.48

ND substitution: RL or RL/2 if <15% NDs.

Time Series

Constituent: Boron (mg/L) Analysis Run 10/16/2024 4:17 PM

Plant Hammond Client: Southern Company Data: Hammond AP-1

	HGWC-11	HGWC-12	HGWC-13	HGWC-7	HGWC-8	HGWC-9
5/20/2016				0.885	1.71	
5/23/2016	0.787	2.2	2.15			1.76
7/12/2016	1.17	1.98	1.91	0.857	1.43	1.56
9/1/2016	1.49	2.28	2.3	0.904	1.91	2
10/20/2016				0.936	1.72	1.68
10/24/2016	2.54	2.75	4.01			
12/6/2016				1.06	2.06	2.15
12/7/2016	2.96	3.35	3.85			
1/25/2017				0.764	2.01	
1/26/2017	2.23	3.07	2.45			1.87
3/21/2017				0.857	2.08	
3/22/2017	0.84	3.04	1.99			1.99
5/23/2017				0.91	2.32	2.29
5/24/2017	2.29	2.95	1.74			
10/3/2017	1.47	2.35	1.43	0.967	2.84	2.05
6/5/2018	1.3		1.3	0.86		
6/6/2018		2.5			2.6	2.3
10/2/2018				0.98	2.7	2.5
10/3/2018	0.91	2.3				
10/5/2018			1.6			
4/2/2019				0.99		
4/3/2019	0.23	1.8			2.8	2.3
4/5/2019			0.86 (J)			
9/24/2019					2.8	
9/25/2019				1.1		
9/26/2019			1.7			
9/27/2019	0.53	2.1				2.9
3/26/2020		1.6				
3/27/2020				1.2	2.4	
3/30/2020			1.8			
3/31/2020	0.17					2.2
6/16/2020					2.2	
6/17/2020				1		
9/16/2020				1.1	1.9	
9/17/2020						2
9/18/2020	0.91	1.6				
9/21/2020			1.6			
3/15/2021				1.1	1.7	
3/16/2021	0.53	1.9				2.2
3/17/2021			0.89			
8/16/2021				1.1		
8/17/2021						2.3
8/18/2021	0.91	1.9			1.8	
8/19/2021			0.73			
2/9/2022	1	2				2.3
2/10/2022			1	1.3	1.7	
8/3/2022	0.64	1.5	0.76	1.1	1.5	
8/4/2022						2
8/11/2022				1.1		
1/26/2023	0.5	1.5	0.83			1.9
1/27/2023				0.93		
2/1/2023					1.9	

Time Series

Constituent: Boron (mg/L) Analysis Run 10/16/2024 4:17 PM

Plant Hammond Client: Southern Company Data: Hammond AP-1

	HGWC-11	HGWC-12	HGWC-13	HGWC-7	HGWC-8	HGWC-9
7/13/2023					2	
7/17/2023			1			
8/10/2023	0.44	1.4				
8/11/2023						2.1
8/12/2023			1	0.82	1.7	
2/14/2024				0.98	1.6	
2/15/2024	0.85	1.8				2.1
2/16/2024			1			
8/7/2024	0.46	1.2		0.77	1.7	1.9
8/8/2024			0.81			

Time Series

Constituent: Boron (mg/L) Analysis Run 10/16/2024 4:17 PM

Plant Hammond Client: Southern Company Data: Hammond AP-1

	MW-19	MW-20	MW-24D	MW-25D	MW-26D	MW-27D
4/2/2019		0.11				
4/3/2019	0.63			0.37	1.5	
4/4/2019						0.12 (J)
4/8/2019			0.47 (J)			
9/25/2019		0.091				
9/26/2019			0.49		2	0.14
9/27/2019	0.58			0.36		
3/26/2020	1			0.44		
3/27/2020		0.12				
3/30/2020			0.51			
3/31/2020					1.8	
4/2/2020						0.13
9/17/2020		0.11			2	
9/18/2020				0.36		0.12
9/21/2020	0.89		0.45			
3/12/2021						0.13
3/15/2021		0.12				
3/16/2021				0.4		
3/17/2021	0.69		0.49		2.1	
8/17/2021		0.11			2.2	0.14
8/18/2021	0.55					
8/19/2021			0.52	0.4		
2/9/2022	0.49			0.43	2.3	
2/10/2022		0.13	0.55			0.13
8/3/2022			0.49			0.12
8/4/2022	0.58	0.11		0.35	2	
1/26/2023	0.36	0.099	0.47	0.3	1.8	
1/27/2023						0.12
8/10/2023	0.53	0.1		0.31		
8/11/2023					1.6	
8/12/2023			0.55			0.13
2/14/2024		0.12				
2/15/2024	0.25		0.38	0.3	1.7	
2/16/2024						0.12
8/7/2024		0.1		0.31		
8/8/2024	0.61		0.5		1.9	0.13

Time Series

Constituent: Boron (mg/L) Analysis Run 10/16/2024 4:17 PM

Plant Hammond Client: Southern Company Data: Hammond AP-1

	MW-28D	MW-29	MW-5	MW-6	MW-7
4/2/2019	0.17	1.2			
4/3/2019			0.03 (J)	0.67	0.094
9/24/2019		1.2			
9/25/2019			0.11		
9/26/2019	0.6			0.93	0.26
3/26/2020			0.041 (J)		
3/27/2020	0.14			0.77	
3/30/2020		1.3			0.051 (J)
9/16/2020		1.7			
9/17/2020			0.067 (J)		
9/21/2020	0.45			0.82	0.2
3/15/2021	0.36	1.2			0.16
3/16/2021			0.037 (J)	0.81	
8/16/2021		1.1			
8/17/2021			0.026 (J)	0.85	0.2
8/18/2021	0.72				
2/8/2022					0.19
2/9/2022			0.042	0.96	
2/10/2022	0.23	1.4			
8/3/2022		1.1	0.034 (J)	0.75	
8/4/2022	0.55				0.14
1/26/2023	0.29	1	0.044	0.71	0.033 (J)
8/10/2023		1.1	0.037 (J)	0.65	0.13
8/11/2023	0.12				
2/14/2024	0.41	1.1		0.65	0.038 (J)
2/15/2024			0.046		
8/7/2024			0.039 (J)	0.6	
8/8/2024	0.11	1.1			0.11

Time Series

Constituent: Cadmium (mg/L) Analysis Run 10/16/2024 4:17 PM

Plant Hammond Client: Southern Company Data: Hammond AP-1

	HGWA-1 (bg)	HGWA-2 (bg)	HGWA-3 (bg)	HGWA-43D (bg)	HGWA-44D (bg)	HGWC-10
5/19/2016	<0.0005	<0.0005	<0.0005			
5/23/2016						0.000115 (J)
7/11/2016	<0.0005	<0.0005				
7/12/2016			<0.0005			<0.0005
8/30/2016	<0.0005	<0.0005	<0.0005			
9/1/2016						0.0001 (J)
10/19/2016	<0.0005	<0.0005	<0.0005			
10/24/2016						0.0001 (J)
12/6/2016	<0.0005	<0.0005	<0.0005			
12/7/2016						0.0001 (J)
1/24/2017	<0.0005	0.0001 (J)	<0.0005			
1/26/2017						<0.0005
3/21/2017	<0.0005	7E-05 (J)	<0.0005			
3/22/2017						0.0001 (J)
5/22/2017	<0.0005	0.0001 (J)	<0.0005			
5/24/2017						0.0002 (J)
4/2/2018	<0.0005	<0.0005				
4/3/2018			<0.0005			
4/4/2018						<0.0005
3/12/2019	<0.0005	0.00013 (J)	<0.0005			
3/13/2019						<0.0005
4/1/2019			<0.0005			
4/2/2019	<0.0005	0.00015 (J)				
4/3/2019						0.0001 (J)
9/23/2019	<0.0005	<0.0005	<0.0005			
9/27/2019						<0.0005
3/2/2020	<0.0005	<0.0005	<0.0005			
3/3/2020						<0.0005
3/25/2020	<0.0005	0.00014 (J)	<0.0005			
4/1/2020						<0.0005
9/15/2020	<0.0005	0.00012 (J)	<0.0005			
9/16/2020				<0.0005	<0.0005	<0.0005
11/10/2020				<0.0005	<0.0005	
12/15/2020				<0.0005	<0.0005	
1/19/2021				<0.0005	<0.0005	
2/8/2021	<0.0005					
2/9/2021		0.00016 (J)	<0.0005	<0.0005	<0.0005	
2/15/2021						<0.0005
3/10/2021	<0.0005				<0.0005	
3/11/2021		<0.0005	<0.0005	<0.0005		
3/12/2021						<0.0005
8/11/2021	<0.0005			<0.0005		
8/12/2021		0.00014 (J)	<0.0005			
8/13/2021					<0.0005	
8/17/2021						<0.0005
2/1/2022	<0.0005	0.00017 (J)	<0.0005	<0.0005	<0.0005	
2/9/2022						<0.0005
8/2/2022	<0.0005	0.00023 (J)	<0.0005	<0.0005	<0.0005	
8/3/2022						<0.0005
1/23/2023			<0.0005			
1/24/2023	<0.0005	0.00021 (J)		<0.0005	<0.0005	
1/27/2023						<0.0005

ND substitution: RL or RL/2 if <15% NDs.

Time Series

Constituent: Cadmium (mg/L) Analysis Run 10/16/2024 4:17 PM

Plant Hammond Client: Southern Company Data: Hammond AP-1

	HGWA-1 (bg)	HGWA-2 (bg)	HGWA-3 (bg)	HGWA-43D (bg)	HGWA-44D (bg)	HGWC-10
8/8/2023	<0.0005	0.00026 (J)	<0.0005	<0.0005	<0.0005	
8/10/2023						<0.0005
2/13/2024	<0.0005	0.00027 (J)	<0.0005	<0.0005	<0.0005	
2/15/2024						<0.0005
8/5/2024	<0.0005	0.00026 (J)	<0.0005			
8/6/2024				<0.0005	<0.0005	
8/7/2024						<0.0005

ND substitution: RL or RL/2 if <15% NDs.

Time Series

Constituent: Cadmium (mg/L) Analysis Run 10/16/2024 4:17 PM

Plant Hammond Client: Southern Company Data: Hammond AP-1

	HGWC-11	HGWC-12	HGWC-13	HGWC-7	HGWC-8	HGWC-9
5/20/2016				<0.0005	0.00024 (J)	
5/23/2016	<0.0005	<0.0005	<0.0005			<0.0005
7/12/2016	<0.0005	<0.0005	<0.0005	<0.0005	0.0002 (J)	<0.0005
9/1/2016	<0.0005	<0.0005	<0.0005	<0.0005	0.0001 (J)	<0.0005
10/20/2016				<0.0005	0.0001 (J)	0.0002 (J)
10/24/2016	<0.0005	<0.0005	<0.0005			
12/6/2016				0.0002 (J)	0.0017	0.0001 (J)
12/7/2016	0.0001 (J)	0.0002 (J)	<0.0005			
1/25/2017				0.0002 (J)	0.0002 (J)	
1/26/2017	<0.0005	<0.0005	<0.0005			<0.0005
3/21/2017				0.0002 (J)	0.0002 (J)	
3/22/2017	0.0001 (J)	0.0003 (J)	<0.0005			7E-05 (J)
5/23/2017				0.0001 (J)	0.0003 (J)	<0.0005
5/24/2017	<0.0005	9E-05 (J)	<0.0005			
4/3/2018				<0.0005	<0.001	<0.0005
4/4/2018	<0.0005	<0.0005	<0.0005			
3/12/2019					0.0002 (J)	
3/13/2019	<0.0005		<0.0005	<0.0005		<0.0005
3/14/2019		<0.0005				
4/2/2019				<0.0005		
4/3/2019	9.6E-05 (J)	<0.0005			0.00032 (J)	<0.0005
4/5/2019			<0.0005			
9/24/2019					0.0002 (J)	
9/25/2019				<0.0005		
9/26/2019			<0.0005			
9/27/2019	<0.0005	<0.0005				<0.0005
3/3/2020	<0.0005	0.00015 (J)			0.00017 (J)	
3/4/2020			<0.0005	<0.0005		<0.0005
3/26/2020		<0.0005				
3/27/2020				<0.0005	0.00014 (J)	
3/30/2020			<0.0005			
3/31/2020	<0.0005					<0.0005
9/16/2020				<0.0005	0.00023 (J)	
9/17/2020						<0.0005
9/18/2020	<0.0005	<0.0005				
9/21/2020			<0.0005			
2/10/2021				<0.0005		
2/12/2021	<0.0005	<0.0005				
2/16/2021					0.00037 (J)	<0.0005
2/22/2021			<0.0005			
3/15/2021				<0.0005	0.00017 (J)	
3/16/2021	<0.0005	<0.0005				<0.0005
3/17/2021			<0.0005			
8/16/2021				<0.0005		
8/17/2021						<0.0005
8/18/2021	<0.0005	<0.0005			0.0002 (J)	
8/19/2021			<0.0005			
2/9/2022	<0.0005	<0.0005				<0.0005
2/10/2022			<0.0005	<0.0005	0.00029 (J)	
8/3/2022	<0.0005	<0.0005	<0.0005	<0.0005	0.00017 (J)	
8/4/2022						<0.0005
8/11/2022				<0.0005		

ND substitution: RL or RL/2 if <15% NDs.

Time Series

Constituent: Cadmium (mg/L) Analysis Run 10/16/2024 4:17 PM

Plant Hammond Client: Southern Company Data: Hammond AP-1

	HGWC-11	HGWC-12	HGWC-13	HGWC-7	HGWC-8	HGWC-9
1/26/2023	<0.0005	<0.0005	<0.0005			<0.0005
1/27/2023				0.00019 (J)		
2/1/2023					0.00014 (J)	
7/13/2023					0.00031 (J)	
7/17/2023			<0.0005			
8/10/2023	<0.0005	<0.0005				
8/11/2023						<0.0005
8/12/2023			<0.0005	<0.0005	0.00044 (J)	
2/14/2024				<0.0005	0.00025 (J)	
2/15/2024	<0.0005	<0.0005				<0.0005
2/16/2024			<0.0005			
8/7/2024	<0.0005	<0.0005		<0.0005	0.0014	<0.0005
8/8/2024			<0.0005			

ND substitution: RL or RL/2 if <15% NDs.

Time Series

Constituent: Cadmium (mg/L) Analysis Run 10/16/2024 4:17 PM

Plant Hammond Client: Southern Company Data: Hammond AP-1

	MW-19	MW-20	MW-24D	MW-25D	MW-26D	MW-27D
3/13/2019		<0.0005	<0.0005		<0.0005	<0.0005
3/14/2019	<0.0005			<0.0005		
4/2/2019		<0.0005				
4/3/2019	<0.0005			<0.0005	<0.0005	
4/4/2019						<0.0005
4/8/2019			<0.0005			
9/25/2019		<0.0005				
9/26/2019			<0.0005		<0.0005	<0.0005
9/27/2019	0.00013 (J)			<0.0005		
3/2/2020		<0.0005				
3/3/2020				<0.0005		
3/4/2020	0.00026 (J)		<0.0005		<0.0005	<0.0005
3/26/2020	0.00019 (J)			<0.0005		
3/27/2020		<0.0005				
3/30/2020			<0.0005			
3/31/2020					<0.0005	
4/2/2020						<0.0005
9/17/2020		<0.0005			<0.0005	
9/18/2020				<0.0005		<0.0005
9/21/2020	0.00018 (J)		<0.0005			
2/11/2021		<0.0005				
2/12/2021	0.0002 (J)			<0.0005		
2/16/2021			<0.0005		<0.0005	<0.0005
3/12/2021						<0.0005
3/15/2021		<0.0005				
3/16/2021				<0.0005		
3/17/2021	0.00016 (J)		<0.0005		<0.0005	
8/17/2021		<0.0005			<0.0005	<0.0005
8/18/2021	0.00027 (J)					
8/19/2021			<0.0005	<0.0005		
2/9/2022	0.0011			<0.0005	<0.0005	
2/10/2022		<0.0005	<0.0005			<0.0005
8/3/2022			<0.0005			<0.0005
8/4/2022	0.00022 (J)	<0.0005		<0.0005	<0.0005	
1/26/2023	<0.0005	<0.0005	<0.0005	<0.0005	<0.0005	
1/27/2023						<0.0005
8/10/2023	0.00018 (J)	<0.0005		<0.0005		
8/11/2023					<0.0005	
8/12/2023			<0.0005			<0.0005
2/14/2024		<0.0005				
2/15/2024	<0.0005		<0.0005	<0.0005	<0.0005	
2/16/2024						<0.0005
8/7/2024		<0.0005		<0.0005		
8/8/2024	0.00017 (J)		<0.0005		<0.0005	<0.0005

ND substitution: RL or RL/2 if <15% NDs.

Time Series

Constituent: Cadmium (mg/L) Analysis Run 10/16/2024 4:17 PM

Plant Hammond Client: Southern Company Data: Hammond AP-1

	MW-28D	MW-29	MW-5	MW-6	MW-7
3/12/2019	<0.0005	<0.0005			
3/13/2019			<0.0005	<0.0005	<0.0005
4/2/2019	<0.0005	<0.0005			
4/3/2019			<0.0005	<0.0005	<0.0005
9/24/2019		<0.0005			
9/25/2019			<0.0005		
9/26/2019	<0.0005			<0.0005	<0.0005
3/2/2020		<0.0005	<0.0005		
3/3/2020				<0.0005	<0.0005
3/4/2020	<0.0005				
3/26/2020			<0.0005		
3/27/2020	<0.0005			<0.0005	
3/30/2020		<0.0005			<0.0005
9/16/2020		<0.0005			
9/17/2020			<0.0005		
9/21/2020	<0.0005			<0.0005	<0.0005
2/10/2021	<0.0005				
2/15/2021		<0.0005			<0.0005
2/16/2021			<0.0005	<0.0005	
3/15/2021	<0.0005	<0.0005			<0.0005
3/16/2021			<0.0005	<0.0005	
8/16/2021		<0.0005			
8/17/2021			<0.0005	<0.0005	<0.0005
8/18/2021	<0.0005				
2/8/2022					<0.0005
2/9/2022			<0.0005	<0.0005	
2/10/2022	<0.0005	<0.0005			
8/3/2022		<0.0005	<0.0005	<0.0005	
8/4/2022	<0.0005				<0.0005
1/26/2023	<0.0005	<0.0005	<0.0005	<0.0005	<0.0005
8/10/2023		<0.0005	<0.0005	<0.0005	<0.0005
8/11/2023	<0.0005				
2/14/2024	<0.0005	0.00053		<0.0005	<0.0005
2/15/2024			<0.0005		
8/7/2024			<0.0005	<0.0005	
8/8/2024	<0.0005	0.00019 (J)			<0.0005

ND substitution: RL or RL/2 if <15% NDs.

Time Series

Constituent: Calcium (mg/L) Analysis Run 10/16/2024 4:17 PM

Plant Hammond Client: Southern Company Data: Hammond AP-1

	HGWA-1 (bg)	HGWA-2 (bg)	HGWA-3 (bg)	HGWA-43D (bg)	HGWA-44D (bg)	HGWC-10
5/19/2016	138	22.9	76.2			
5/23/2016						167
7/11/2016	97.2	22.3				
7/12/2016			61.5			143
8/30/2016	97.5	26.4	65.1			
9/1/2016						156
10/19/2016	99.2	21.7	73.2			
10/24/2016						156
12/6/2016	105	18.2	74.9			
12/7/2016						183
1/24/2017	95.7	18.5	69.6			
1/26/2017						82.6
3/21/2017	106	18.6	75.7			
3/22/2017						154
5/22/2017	107	17.8	71.5			
5/24/2017						171
10/3/2017	102	20.2	76.3			162
6/4/2018	124	19.1	73.4			
6/5/2018						167
10/1/2018	108	20.5 (J)	80.9			
10/2/2018						144
4/1/2019			80.5			
4/2/2019	132	22.5 (J)				
4/3/2019						137
9/23/2019	118	19.5	71			
9/27/2019						157
3/25/2020	127	23	89.8			
4/1/2020						96.2
6/16/2020	130		85.1			
9/15/2020	103	21.1	73.1			
9/16/2020				56	30	139
11/10/2020				63.3	33.6	
12/15/2020				62.6	28.7	
1/19/2021				60.1	33	
3/10/2021	111				5.9	
3/11/2021		43.8	83.8	59.6		
3/12/2021						146 (M1)
8/11/2021	113			61		
8/12/2021		21.9	84			
8/13/2021					28.9	
8/17/2021						153
2/1/2022	106	27.2	85.1	55.9	24.8	
2/9/2022						76.8
8/2/2022	117	31.2	84.6	54.1	20.9	
8/3/2022						125
1/23/2023			85			
1/24/2023	117	29.4		56.6	13.2	
1/27/2023						60.4
8/8/2023	118	30.7	78.3	52.8	8.1	
8/10/2023						155
2/13/2024	116	38.8	83.6	53.3	9.9	
2/15/2024						68.4

Time Series

Constituent: Calcium (mg/L) Analysis Run 10/16/2024 4:17 PM

Plant Hammond Client: Southern Company Data: Hammond AP-1

	HGWA-1 (bg)	HGWA-2 (bg)	HGWA-3 (bg)	HGWA-43D (bg)	HGWA-44D (bg)	HGWC-10
8/5/2024	113	34.7	83.3			
8/6/2024				57.2	7.1	
8/7/2024						142

Time Series

Constituent: Calcium (mg/L) Analysis Run 10/16/2024 4:17 PM

Plant Hammond Client: Southern Company Data: Hammond AP-1

	HGWC-11	HGWC-12	HGWC-13	HGWC-7	HGWC-8	HGWC-9
5/20/2016				117	159	
5/23/2016	131	195	133			179
7/12/2016	124	181	101	88.8	127	174
9/1/2016	107	179	120	96.3	135	170
10/20/2016				96.9	134	133
10/24/2016	145	193	127			
12/6/2016				104	142	181
12/7/2016	159	193	113			
1/25/2017				94.5	142	
1/26/2017	121	172	77.9			175
3/21/2017				109	148	
3/22/2017	130	162	85.1			183
5/23/2017				93.3	140	181
5/24/2017	117	158	77.1			
10/3/2017	87.7	130	62	108	158	188
6/5/2018	113		110	99.8		
6/6/2018		136			127	184
10/2/2018				108	118	173
10/3/2018	89	125				
10/5/2018			73.6			
4/2/2019				101		
4/3/2019	112	114			125	164
4/5/2019			77.1			
9/24/2019					113	
9/25/2019				105		
9/26/2019			195			
9/27/2019	113	153				175
3/26/2020		145				
3/27/2020				119	133	
3/30/2020			234			
3/31/2020	124					182
6/16/2020					120	
6/17/2020				112		
9/16/2020				98	119	
9/17/2020						164
9/18/2020	122	163				
9/21/2020			173			
3/15/2021				113	156	
3/16/2021	132	166				182
3/17/2021			184			
8/16/2021				112		
8/17/2021						183
8/18/2021	128	163			147	
8/19/2021			179			
2/9/2022	144	172				183
2/10/2022			206	108	153	
8/3/2022	131	167	237	125	153	
8/4/2022						196
8/11/2022				119		
1/26/2023	113	154	234			173
1/27/2023				124		
2/1/2023					110	

Time Series

Constituent: Calcium (mg/L) Analysis Run 10/16/2024 4:17 PM

Plant Hammond Client: Southern Company Data: Hammond AP-1

	HGWC-11	HGWC-12	HGWC-13	HGWC-7	HGWC-8	HGWC-9
7/13/2023					107	
7/17/2023			179			
8/10/2023	100	156				
8/11/2023						168
8/12/2023			172	101	122	
2/14/2024				109	96.2	
2/15/2024	125	171				148
2/16/2024			152			
8/7/2024	101	161		99.2	97.7	163
8/8/2024			127			

Time Series

Constituent: Calcium (mg/L) Analysis Run 10/16/2024 4:17 PM

Plant Hammond Client: Southern Company Data: Hammond AP-1

	MW-19	MW-20	MW-24D	MW-25D	MW-26D	MW-27D
4/2/2019		109				
4/3/2019	74.9			25.4	122	
4/4/2019						26.3
4/8/2019			83			
9/25/2019		113				
9/26/2019			83.1		158	32.1
9/27/2019	90			26.4		
3/26/2020	171			27		
3/27/2020		126				
3/30/2020			84.4			
3/31/2020					155	
4/2/2020						28.4
9/17/2020		110			150	
9/18/2020				25.1		24.8
9/21/2020	135		87.6			
3/12/2021						28
3/15/2021		121				
3/16/2021				24.8		
3/17/2021	130		102		175	
8/17/2021		123			177	28.5
8/18/2021	125					
8/19/2021			99.5	23.8		
2/9/2022	97.6			23.5	176	
2/10/2022		123	110			31.4
8/3/2022			102			30.8
8/4/2022	187	131		22	186	
1/26/2023	118	122	107	21.8	179	
1/27/2023						28.1
8/10/2023	127	123		86.1		
8/11/2023					152	
8/12/2023			105			27.8
2/14/2024		128				
2/15/2024	109		84	23.5	181	
2/16/2024						26.5
8/7/2024		124		20.7		
8/8/2024	111		103		161	22.4

Time Series

Constituent: Calcium (mg/L) Analysis Run 10/16/2024 4:17 PM

Plant Hammond Client: Southern Company Data: Hammond AP-1

	MW-28D	MW-29	MW-5	MW-6	MW-7
4/2/2019	64.6	131			
4/3/2019			82	178	50.2
9/24/2019		140			
9/25/2019			105		
9/26/2019	84			189	83.9
3/26/2020			89.6		
3/27/2020	53			186	
3/30/2020		148			31.1
9/16/2020		126			
9/17/2020			103		
9/21/2020	76.8			173	75.3
3/15/2021	66.1	145			76.9
3/16/2021			71.8	184	
8/16/2021		140			
8/17/2021			73.3	181	90.7
8/18/2021	82.8				
2/8/2022					73.3
2/9/2022			68.1	178	
2/10/2022	58.5	156			
8/3/2022		143	86.6	176	
8/4/2022	76.7				73.1
1/26/2023	64.4	146	76.1	180	21.6
8/10/2023		147	99.7	179	81.2
8/11/2023	49.6				
2/14/2024	70.3	146		174	25.4
2/15/2024			72.9		
8/7/2024			102	177	
8/8/2024	50.8	138			77

Time Series

Constituent: Chloride (mg/L) Analysis Run 10/16/2024 4:17 PM

Plant Hammond Client: Southern Company Data: Hammond AP-1

	HGWA-1 (bg)	HGWA-2 (bg)	HGWA-3 (bg)	HGWA-43D (bg)	HGWA-44D (bg)	HGWC-10
5/19/2016	9.94	6.14	5.93			
5/23/2016						56.1
7/11/2016	6.3	5.9				
7/12/2016			6.2			63
8/30/2016	6	6.2	6.4			
9/1/2016						77
10/19/2016	5.8	6.1	6.5			
10/24/2016						99
12/6/2016	5.4	6	7.2			
12/7/2016						96
1/24/2017	5.2	6.1	6.4			
1/26/2017						7
3/21/2017	4.6	5.9	7.5			
3/22/2017						82
5/22/2017	4.6	5.9	6.5			
5/24/2017						81
10/3/2017	5.6	6.3	6.5			100
6/4/2018	13.1	6.1	6.3			
6/5/2018						66.6
10/1/2018	6.6	6.4	6.4			
10/2/2018						48.3
4/1/2019			6.5			
4/2/2019	20.3	5.8				
4/3/2019						49.3
9/23/2019	17.7	5.1	5.9			
9/27/2019						49.9
3/25/2020	20.4	5.2	6.1			
4/1/2020						5.4
6/16/2020	41.1		5.8			
9/15/2020	13.4	5	6			
9/16/2020				4.1	7.2	39.7
11/10/2020				4.4	7.8	
12/15/2020				4.7	9.4	
1/19/2021				4.1	9.5	
3/10/2021	7.4				12.3	
3/11/2021		5.1	5.9	4.5		
3/12/2021						35
8/11/2021	9.6			3.5		
8/12/2021		5.2	4.8			
8/13/2021					39.9	
8/17/2021						28.3
2/1/2022	7.5	7	5.7	4.1	44.8	
2/9/2022						1.2
8/2/2022	14.1	7.8	5.9	4.3	19.8	
8/3/2022						12.3
1/23/2023			5.6			
1/24/2023	9	7.1		4.3	24.9	
1/27/2023						1.6
8/8/2023	26	6.6	5.3	3.5	27	
8/10/2023						13.4
2/13/2024	10	6.3	5.3	3.9	27.7	
2/15/2024						2.6

Time Series

Constituent: Chloride (mg/L) Analysis Run 10/16/2024 4:17 PM

Plant Hammond Client: Southern Company Data: Hammond AP-1

	HGWA-1 (bg)	HGWA-2 (bg)	HGWA-3 (bg)	HGWA-43D (bg)	HGWA-44D (bg)	HGWC-10
8/5/2024	8.7	7.9	5.2			
8/6/2024				4	30.2	
8/7/2024						12.9

Time Series

Constituent: Chloride (mg/L) Analysis Run 10/16/2024 4:17 PM

Plant Hammond Client: Southern Company Data: Hammond AP-1

	HGWC-11	HGWC-12	HGWC-13	HGWC-7	HGWC-8	HGWC-9
5/20/2016				50.4	109	
5/23/2016	51.9	160	93.2			152
7/12/2016	100	160	78	50	110	160
9/1/2016	58	140	100	50	110	160
10/20/2016				49	110	110
10/24/2016	220	160	140			
12/6/2016				51	100	150
12/7/2016	180	190	110			
1/25/2017				54	110	
1/26/2017	90	160	70			170
3/21/2017				46	110	
3/22/2017	37	130	59			160
5/23/2017				49	130	150
5/24/2017	69	120	50			
10/3/2017	28	93	29	52	130	160
6/5/2018	56.1		72.3	52.3		
6/6/2018		46.4			44.8	138
10/2/2018				52.6	89.4	142
10/3/2018	24.8	88.4				
10/5/2018			32.3			
4/2/2019				55.5		
4/3/2019	4.6	62.8			91.6	130
4/5/2019			36.4			
9/24/2019					60.2	
9/25/2019				49.8		
9/26/2019			109			
9/27/2019	27.9	81				126
3/26/2020		48				
3/27/2020				48.3	79.8	
3/30/2020			75.1			
3/31/2020	3.2					105
6/16/2020					67.9	
6/17/2020				45.2		
9/16/2020				46.4	74.6	
9/17/2020						105
9/18/2020	34.9	74.6				
9/21/2020			41.2			
3/15/2021				44.5	72.4	
3/16/2021	11.5	56.8				94.7
3/17/2021			31.4			
8/16/2021				40.3		
8/17/2021						88.6
8/18/2021	19.9	47.3			50.9	
8/19/2021			24.4			
2/9/2022	20.4	46.8				84.4
2/10/2022			17.4	39.8	48.2	
8/3/2022	13.8	39.2	13	37.9	54.1	
8/4/2022						86.8
8/11/2022				37.7		
1/26/2023	8.8	34.6	12.5			86.9
1/27/2023				40		
2/1/2023					52.4	

Time Series

Constituent: Chloride (mg/L) Analysis Run 10/16/2024 4:17 PM

Plant Hammond Client: Southern Company Data: Hammond AP-1

	HGWC-11	HGWC-12	HGWC-13	HGWC-7	HGWC-8	HGWC-9
7/13/2023					47.9	
7/17/2023			17.8			
8/10/2023	6.5	30.6				
8/11/2023						78.9
8/12/2023			15.3	33.3	53.1	
2/14/2024				35.8	32.9	
2/15/2024	14.5	37.7				83.2
2/16/2024			16.7			
8/7/2024	6.3	26.7		28.6	36.1	87.1
8/8/2024			12.8			

Time Series

Constituent: Chloride (mg/L) Analysis Run 10/16/2024 4:17 PM

Plant Hammond Client: Southern Company Data: Hammond AP-1

	MW-19	MW-20	MW-24D	MW-25D	MW-26D	MW-27D
4/2/2019		27.5				
4/3/2019	19.5			32	90.6	
4/4/2019						26.9
4/8/2019			43.3			
9/25/2019		25.7				
9/26/2019			39.7		118	31.8
9/27/2019	46.2			36.2		
3/26/2020	64			34.6		
3/27/2020		28.8				
3/30/2020			37.4			
3/31/2020					98	
4/2/2020						27.9
9/17/2020		29.7			103	
9/18/2020				33.4		30.4
9/21/2020	35		45.2			
3/12/2021						31.3
3/15/2021		31.1				
3/16/2021				29.2		
3/17/2021	19.8		42.9		95.3	
8/17/2021		28.3			89.2	30
8/18/2021	14.3					
8/19/2021			37.2	30.8		
2/9/2022	10.2			26.5	85.7	
2/10/2022		31.4	38.2			31.4
8/3/2022			39.6			36.7
8/4/2022	11.3	31.4		20.5	88.5	
1/26/2023	7.7	30	38	17.2	83.6	
1/27/2023						32.5
8/10/2023	11.2	28.4		13.6		
8/11/2023					87.6	
8/12/2023			35.1			29
2/14/2024		30.2				
2/15/2024	7.5		27.8	14	73.7	
2/16/2024						35.8
8/7/2024		29.8		12.6		
8/8/2024	13.7		38.5		70.3	33.1

Time Series

Constituent: Chloride (mg/L) Analysis Run 10/16/2024 4:17 PM

Plant Hammond Client: Southern Company Data: Hammond AP-1

	MW-28D	MW-29	MW-5	MW-6	MW-7
4/2/2019	44	80.9			
4/3/2019			1.8	60.9	5.6
9/24/2019		83.8			
9/25/2019			35.9		
9/26/2019	43.5			64.9	15.6
3/26/2020			0.73 (J)		
3/27/2020	33			48.6	
3/30/2020		71.2			1.5
9/16/2020		75.3			
9/17/2020			28.7		
9/21/2020	42.9			58.1	11.1
3/15/2021	35.8	73.6			6.8
3/16/2021			1.4	49.8	
8/16/2021		68			
8/17/2021			1.4	43.5	8.9
8/18/2021	33.7				
2/8/2022					6.9
2/9/2022			0.74 (J)	37.9	
2/10/2022	29	66			
8/3/2022		63.5	4.4	39.6	
8/4/2022	33.3				4.7
1/26/2023	27.7	62.4	0.86 (J)	30.5	1.2
8/10/2023		56.1	0.86 (J)	26.9	3.3
8/11/2023	17				
2/14/2024	23.4	56.3		24.7	0.74 (J)
2/15/2024			0.95 (J)		
8/7/2024			1	18.2	
8/8/2024	17.1	55			1.9

Time Series

Constituent: Chromium (mg/L) Analysis Run 10/16/2024 4:17 PM

Plant Hammond Client: Southern Company Data: Hammond AP-1

	HGWA-1 (bg)	HGWA-2 (bg)	HGWA-3 (bg)	HGWA-43D (bg)	HGWA-44D (bg)	HGWC-10
5/19/2016	<0.005	<0.005	<0.005			
5/23/2016						<0.005
7/11/2016	<0.005	<0.005				
7/12/2016			<0.005			<0.005
8/30/2016	<0.005	<0.005	<0.005			
9/1/2016						<0.005
10/19/2016	<0.005	<0.005	<0.005			
10/24/2016						<0.005
12/6/2016	<0.005	<0.005	<0.005			
12/7/2016						<0.005
1/24/2017	<0.005	<0.005	<0.005			
1/26/2017						<0.005
3/21/2017	0.0005 (J)	<0.005	<0.005			
3/22/2017						<0.005
5/22/2017	<0.005	<0.005	0.0007 (J)			
5/24/2017						<0.005
4/2/2018	<0.005	<0.005				
4/3/2018			<0.005			
4/4/2018						<0.005
3/12/2019	<0.005	<0.005	<0.005			
3/13/2019						<0.005
4/1/2019			<0.005			
4/2/2019	<0.005	0.0079 (J)				
4/3/2019						0.02
9/23/2019	<0.005	0.00058 (J)	<0.005			
9/27/2019						<0.005
3/2/2020	<0.005	0.00041 (J)	<0.005			
3/3/2020						<0.005
3/25/2020	0.00072 (J)	<0.005	<0.005			
4/1/2020						<0.005
9/15/2020	<0.005	<0.005	<0.005			
9/16/2020				<0.005	0.0012 (J)	<0.005
11/10/2020				<0.005	0.00089 (J)	
12/15/2020				<0.005	0.00072 (J)	
1/19/2021				<0.005	0.0011 (J)	
2/8/2021	<0.005					
2/9/2021		<0.005	<0.005	0.00095 (J)	0.00066 (J)	
2/15/2021						<0.005
3/10/2021	<0.005				<0.005	
3/11/2021		<0.005	<0.005	<0.005		
3/12/2021						<0.005
8/11/2021	<0.005			<0.005		
8/12/2021		<0.005	<0.005			
8/13/2021					0.0016 (J)	
8/17/2021						<0.005
2/1/2022	<0.005	<0.005	<0.005	<0.005	0.0013 (J)	
2/9/2022						0.0011 (J)
8/2/2022	<0.005	<0.005	<0.005	<0.005	<0.005	
8/3/2022						<0.005
1/23/2023			<0.005			
1/24/2023	<0.005	<0.005		<0.005	<0.005	
1/27/2023						0.0012 (J)

ND substitution: RL or RL/2 if <15% NDs.

Time Series

Constituent: Chromium (mg/L) Analysis Run 10/16/2024 4:17 PM

Plant Hammond Client: Southern Company Data: Hammond AP-1

	HGWA-1 (bg)	HGWA-2 (bg)	HGWA-3 (bg)	HGWA-43D (bg)	HGWA-44D (bg)	HGWC-10
8/8/2023	<0.005	<0.005	<0.005	<0.005	<0.005	
8/10/2023						<0.005
2/13/2024	<0.005	<0.005	<0.005	<0.005	<0.005	
2/15/2024						<0.005
8/5/2024	<0.005	<0.005	<0.005			
8/6/2024				<0.005	<0.005	
8/7/2024						<0.005

ND substitution: RL or RL/2 if <15% NDs.

Time Series

Constituent: Chromium (mg/L) Analysis Run 10/16/2024 4:17 PM

Plant Hammond Client: Southern Company Data: Hammond AP-1

	HGWC-11	HGWC-12	HGWC-13	HGWC-7	HGWC-8	HGWC-9
5/20/2016				<0.005	<0.005	
5/23/2016	<0.005	<0.005	<0.005			<0.005
7/12/2016	<0.005	<0.005	<0.005	<0.005	<0.005	<0.005
9/1/2016	<0.005	<0.005	<0.005	<0.005	<0.005	<0.005
10/20/2016				<0.005	<0.005	<0.005
10/24/2016	<0.005	<0.005	<0.005			
12/6/2016				<0.005	<0.005	<0.005
12/7/2016	<0.005	<0.005	<0.005			
1/25/2017				<0.005	<0.005	
1/26/2017	<0.005	<0.005	<0.005			<0.005
3/21/2017				<0.005	0.0005 (J)	
3/22/2017	0.0003 (J)	0.0004 (J)	0.0004 (J)			<0.005
5/23/2017				<0.005	<0.005	<0.005
5/24/2017	<0.005	<0.005	<0.005			
4/3/2018				<0.005	<0.005	<0.005
4/4/2018	<0.005	<0.005	<0.005			
3/12/2019					<0.005	
3/13/2019	<0.005		<0.005	<0.005		<0.005
3/14/2019		0.0025 (J)				
4/2/2019				<0.005		
4/3/2019	<0.005	<0.005			<0.005	<0.005
4/5/2019			<0.005			
9/24/2019					<0.005	
9/25/2019				0.071		
9/26/2019			<0.005			
9/27/2019	<0.005	<0.005				<0.005
3/3/2020	0.00061 (J)	<0.005			0.0007 (J)	
3/4/2020			<0.005	0.0016 (J)		<0.005
3/26/2020		<0.005				
3/27/2020				0.0004 (J)	<0.005	
3/30/2020			0.00059 (J)			
3/31/2020	<0.005					0.00052 (J)
9/16/2020				0.00074 (J)	0.0015 (J)	
9/17/2020						<0.005
9/18/2020	<0.005	0.00091 (J)				
9/21/2020			0.00056 (J)			
2/10/2021				0.0014 (J)		
2/12/2021	<0.005	<0.005				
2/16/2021					<0.005	0.00067 (J)
2/22/2021			<0.005			
3/15/2021				0.0021 (J)	0.00082 (J)	
3/16/2021	<0.005	<0.005				<0.005
3/17/2021			<0.005			
8/16/2021				<0.005		
8/17/2021						<0.005
8/18/2021	<0.005	<0.005			<0.005	
8/19/2021			<0.005			
2/9/2022	<0.005	<0.005				0.0011 (J)
2/10/2022			<0.005	<0.005	<0.005	
8/3/2022	<0.005	<0.005	<0.005	<0.005	<0.005	
8/4/2022						<0.005
8/11/2022				<0.005		

ND substitution: RL or RL/2 if <15% NDs.

Time Series

Constituent: Chromium (mg/L) Analysis Run 10/16/2024 4:17 PM

Plant Hammond Client: Southern Company Data: Hammond AP-1

	HGWC-11	HGWC-12	HGWC-13	HGWC-7	HGWC-8	HGWC-9
1/26/2023	0.0012 (J)	<0.005	<0.005			0.0013 (J)
1/27/2023				0.0014 (J)		
2/1/2023					<0.005	
7/13/2023					<0.005	
7/17/2023			<0.005			
8/10/2023	<0.005	<0.005				
8/11/2023						<0.005
8/12/2023			<0.005	<0.005	<0.005	
2/14/2024				<0.005	<0.005	
2/15/2024	<0.005	<0.005				<0.005
2/16/2024			<0.005			
8/7/2024	<0.005	<0.005		<0.005	<0.005	<0.005
8/8/2024			<0.005			

ND substitution: RL or RL/2 if <15% NDs.

Time Series

Constituent: Chromium (mg/L) Analysis Run 10/16/2024 4:17 PM

Plant Hammond Client: Southern Company Data: Hammond AP-1

	MW-19	MW-20	MW-24D	MW-25D	MW-26D	MW-27D
3/13/2019		<0.005	<0.005		<0.005	<0.005
3/14/2019	<0.005			<0.005		
4/2/2019		<0.005				
4/3/2019	<0.005			<0.005	<0.005	
4/4/2019						<0.005
4/8/2019			<0.005			
9/25/2019		<0.005				
9/26/2019			0.00042 (J)		0.00076 (J)	<0.005
9/27/2019	<0.005			<0.005		
3/2/2020		0.00071 (J)				
3/3/2020				<0.005		
3/4/2020	0.00066 (J)		<0.005		0.0028 (J)	<0.005
3/26/2020	0.00047 (J)			0.00061 (J)		
3/27/2020		0.00051 (J)				
3/30/2020			<0.005			
3/31/2020					0.001 (J)	
4/2/2020						<0.005
9/17/2020		<0.005			<0.005	
9/18/2020				<0.005		0.0007 (J)
9/21/2020	0.0014 (J)		<0.005			
2/11/2021		<0.005				
2/12/2021	0.00059 (J)			<0.005		
2/16/2021			<0.005		0.001 (J)	0.00082 (J)
3/12/2021						<0.005
3/15/2021		0.00068 (J)				
3/16/2021				<0.005		
3/17/2021	0.0022 (J)		0.0017 (J)		0.0015 (J)	
8/17/2021		<0.005			<0.005	<0.005
8/18/2021	<0.005					
8/19/2021			<0.005	<0.005		
2/9/2022	<0.005			<0.005	<0.005	
2/10/2022		<0.005	<0.005			<0.005
8/3/2022			<0.005			<0.005
8/4/2022	<0.005	<0.005		<0.005	<0.005	
1/26/2023	0.0011 (J)	<0.005	<0.005	0.0012 (J)	<0.005	
1/27/2023						<0.005
8/10/2023	<0.005	<0.005		<0.005		
8/11/2023					<0.005	
8/12/2023			<0.005			<0.005
2/14/2024		<0.005				
2/15/2024	<0.005		<0.005	<0.005	<0.005	
2/16/2024						<0.005
8/7/2024		<0.005		<0.005		
8/8/2024	<0.005		<0.005		<0.005	<0.005

ND substitution: RL or RL/2 if <15% NDs.

Time Series

Constituent: Chromium (mg/L) Analysis Run 10/16/2024 4:17 PM

Plant Hammond Client: Southern Company Data: Hammond AP-1

	MW-28D	MW-29	MW-5	MW-6	MW-7
3/12/2019	<0.005	<0.005			
3/13/2019			0.003 (J)	<0.005	<0.005
4/2/2019	<0.005	<0.005			
4/3/2019			0.003 (J)	<0.005	0.0023 (J)
9/24/2019		<0.005			
9/25/2019			0.0052 (J)		
9/26/2019	0.00081 (J)			<0.005	0.0013 (J)
3/2/2020		<0.005	0.0042 (J)		
3/3/2020				0.00044 (J)	0.0015 (J)
3/4/2020	0.0027 (J)				
3/26/2020			0.0044 (J)		
3/27/2020	<0.005			0.00059 (J)	
3/30/2020		0.001 (J)			0.0021 (J)
9/16/2020		<0.005			
9/17/2020			0.0021 (J)		
9/21/2020	0.00085 (J)			<0.005	0.0017 (J)
2/10/2021	0.0014 (J)				
2/15/2021		<0.005			0.0015 (J)
2/16/2021			0.0032 (J)	<0.005	
3/15/2021	0.00078 (J)	<0.005			0.0018 (J)
3/16/2021			0.0024 (J)	<0.005	
8/16/2021		<0.005			
8/17/2021			0.0018 (J)	<0.005	<0.005
8/18/2021	<0.005				
2/8/2022					0.0016 (J)
2/9/2022			0.0031 (J)	<0.005	
2/10/2022	0.0011 (J)	<0.005			
8/3/2022		<0.005	0.0015 (J)	<0.005	
8/4/2022	<0.005				0.002 (J)
1/26/2023	<0.005	<0.005	0.0032 (J)	0.0014 (J)	0.0017 (J)
8/10/2023		<0.005	0.002 (J)	<0.005	0.0015 (J)
8/11/2023	<0.005				
2/14/2024	<0.005	<0.005		<0.005	<0.005
2/15/2024			0.0029 (J)		
8/7/2024			<0.005	<0.005	
8/8/2024	<0.005	<0.005			<0.005

ND substitution: RL or RL/2 if <15% NDs.

Time Series

Constituent: Cobalt (mg/L) Analysis Run 10/16/2024 4:17 PM

Plant Hammond Client: Southern Company Data: Hammond AP-1

	HGWA-1 (bg)	HGWA-2 (bg)	HGWA-3 (bg)	HGWA-43D (bg)	HGWA-44D (bg)	HGWC-10
5/19/2016	<0.005	0.0293	<0.005			
5/23/2016						<0.005
7/11/2016	0.0004 (J)	0.0267				
7/12/2016			<0.005			0.0006 (J)
8/30/2016	<0.005	0.028	<0.005			
9/1/2016						0.0007 (J)
10/19/2016	<0.005	0.0201	<0.005			
10/24/2016						0.0009 (J)
12/6/2016	<0.005	0.0184	<0.005			
12/7/2016						0.0012 (J)
1/24/2017	<0.005	0.0206	<0.005			
1/26/2017						<0.005
3/21/2017	<0.005	0.0251	<0.005			
3/22/2017						0.0006 (J)
5/22/2017	<0.005	0.0263	<0.005			
5/24/2017						0.0006 (J)
4/2/2018	<0.005	0.019				
4/3/2018			<0.005			
4/4/2018						<0.005
3/12/2019	<0.005	0.017	<0.005			
3/13/2019						<0.005
4/1/2019			<0.005			
4/2/2019	<0.005	0.019				
4/3/2019						<0.005
9/23/2019	<0.005	0.038	<0.005			
9/27/2019						<0.005
3/2/2020	<0.005	0.019	<0.005			
3/3/2020						<0.005
3/25/2020	<0.005	0.02	<0.005			
4/1/2020						<0.005
9/15/2020	<0.005	0.021	<0.005			
9/16/2020				<0.005	<0.005	<0.005
11/10/2020				<0.005	<0.005	
12/15/2020				<0.005	<0.005	
1/19/2021				<0.005	<0.005	
2/8/2021	<0.005					
2/9/2021		0.02	<0.005	<0.005	<0.005	
2/15/2021						<0.005
3/10/2021	<0.005				<0.005	
3/11/2021		0.013	<0.005	<0.005		
3/12/2021						<0.005
8/11/2021	<0.005			<0.005		
8/12/2021		0.022	<0.005			
8/13/2021					<0.005	
8/17/2021						<0.005
2/1/2022	<0.005	0.025	<0.005	<0.005	<0.005	
2/9/2022						<0.005
8/2/2022	0.00054 (J)	0.024	<0.005	<0.005	<0.005	
8/3/2022						<0.005
1/23/2023			<0.005			
1/24/2023	<0.005	0.024		<0.005	<0.005	
1/27/2023						<0.005

ND substitution: RL or RL/2 if <15% NDs.

Time Series

Constituent: Cobalt (mg/L) Analysis Run 10/16/2024 4:17 PM

Plant Hammond Client: Southern Company Data: Hammond AP-1

	HGWA-1 (bg)	HGWA-2 (bg)	HGWA-3 (bg)	HGWA-43D (bg)	HGWA-44D (bg)	HGWC-10
8/8/2023	0.0008 (J)	0.029	<0.005	<0.005	<0.005	
8/10/2023						<0.005
2/13/2024	<0.005	0.022	<0.005	<0.005	<0.005	
2/15/2024						<0.005
8/5/2024	0.00055 (J)	0.032	<0.005			
8/6/2024				<0.005	<0.005	
8/7/2024						<0.005

ND substitution: RL or RL/2 if <15% NDs.

Time Series

Constituent: Cobalt (mg/L) Analysis Run 10/16/2024 4:17 PM

Plant Hammond Client: Southern Company Data: Hammond AP-1

	HGWC-11	HGWC-12	HGWC-13	HGWC-7	HGWC-8	HGWC-9
5/20/2016				<0.01	0.00207 (J)	
5/23/2016	<0.005	<0.01	0.00361 (J)			<0.01
7/12/2016	0.0021 (J)	0.0018 (J)	0.0032 (J)	0.0003 (J)	0.0019 (J)	0.0006 (J)
9/1/2016	0.0025 (J)	0.0016 (J)	0.0033 (J)	<0.01	0.0023 (J)	0.0007 (J)
10/20/2016				0.0008 (J)	0.002 (J)	0.002 (J)
10/24/2016	0.0032 (J)	0.0017 (J)	0.004 (J)			
12/6/2016				0.0009 (J)	0.0026 (J)	0.0011 (J)
12/7/2016	0.003 (J)	0.0021 (J)	0.0034 (J)			
1/25/2017				0.0005 (J)	0.002 (J)	
1/26/2017	0.0014 (J)	0.0016 (J)	0.0024 (J)			0.0006 (J)
3/21/2017				0.0005 (J)	0.0023 (J)	
3/22/2017	0.0014 (J)	0.0018 (J)	0.0026 (J)			0.0005 (J)
5/23/2017				0.0005 (J)	0.0023 (J)	0.0006 (J)
5/24/2017	0.0008 (J)	0.0015 (J)	0.0022 (J)			
4/3/2018				<0.01	<0.025	<0.01
4/4/2018	<0.005	<0.01	<0.01			
3/12/2019					0.002 (J)	
3/13/2019	0.00098 (J)		0.0022 (J)	0.00067 (J)		0.00065 (J)
3/14/2019		0.0011 (J)				
4/2/2019				0.00069 (J)		
4/3/2019	0.0018 (J)	0.0011 (J)			0.0019 (J)	0.00069 (J)
4/5/2019			0.0017 (J)			
9/24/2019					0.0015 (J)	
9/25/2019				0.0026 (J)		
9/26/2019			0.0042 (J)			
9/27/2019	0.00071 (J)	0.0012 (J)				0.00057 (J)
3/3/2020	0.00087 (J)	0.0013 (J)			0.002 (J)	
3/4/2020			0.0066	0.0011 (J)		0.00053 (J)
3/26/2020		0.0012 (J)				
3/27/2020				0.00074 (J)	0.0018 (J)	
3/30/2020			0.0053			
3/31/2020	0.0014 (J)					0.00051 (J)
9/16/2020				0.00065 (J)	0.0019 (J)	
9/17/2020						0.0007 (J)
9/18/2020	<0.005	0.0014 (J)				
9/21/2020			0.0032 (J)			
2/10/2021				0.00081 (J)		
2/12/2021	<0.005	0.0012 (J)				
2/16/2021					0.002 (J)	0.00061 (J)
2/22/2021			0.003 (J)			
3/15/2021				0.0014 (J)	0.0019 (J)	
3/16/2021	<0.005	0.0012 (J)				0.00069 (J)
3/17/2021			0.0029 (J)			
8/16/2021				0.0012 (J)		
8/17/2021						0.00045 (J)
8/18/2021	<0.005	0.0012 (J)			0.002 (J)	
8/19/2021			0.0024 (J)			
2/9/2022	<0.005	0.0013 (J)				0.00051 (J)
2/10/2022			0.0026 (J)	0.0011 (J)	0.0021 (J)	
8/3/2022	<0.005	0.0012 (J)	0.0041 (J)	0.0015 (J)	0.0024 (J)	
8/4/2022						0.00046 (J)
8/11/2022				0.0018 (J)		

ND substitution: RL or RL/2 if <15% NDs.

Time Series

Constituent: Cobalt (mg/L) Analysis Run 10/16/2024 4:17 PM

Plant Hammond Client: Southern Company Data: Hammond AP-1

	HGWC-11	HGWC-12	HGWC-13	HGWC-7	HGWC-8	HGWC-9
1/26/2023	<0.005	0.0012 (J)	0.012			0.00068 (J)
1/27/2023				0.00067 (J)		
2/1/2023					<0.025	
7/13/2023					0.0015 (J)	
7/17/2023			0.018			
8/10/2023	<0.005	0.0012 (J)				
8/11/2023						0.00057 (J)
8/12/2023			0.018	0.00061 (J)	0.0016 (J)	
2/14/2024				0.00084 (J)	0.0016 (J)	
2/15/2024	<0.005	0.0013 (J)				0.001 (J)
2/16/2024			0.023			
8/7/2024	<0.005	0.0011 (J)		0.00043 (J)	0.0016 (J)	0.00066 (J)
8/8/2024			0.016			

ND substitution: RL or RL/2 if <15% NDs.

Time Series

Constituent: Cobalt (mg/L) Analysis Run 10/16/2024 4:17 PM

Plant Hammond Client: Southern Company Data: Hammond AP-1

	MW-19	MW-20	MW-24D	MW-25D	MW-26D	MW-27D
3/13/2019		0.0011 (J)	<0.005		<0.005	<0.005
3/14/2019	0.025			<0.005		
4/2/2019		<0.005				
4/3/2019	0.036			<0.005	<0.005	
4/4/2019						9.1E-05 (J)
4/8/2019			0.00025 (J)			
9/25/2019		<0.005				
9/26/2019			0.0011 (J)		0.00053 (J)	<0.005
9/27/2019	0.033			<0.005		
3/2/2020		<0.005				
3/3/2020				<0.005		
3/4/2020	0.048		0.00056 (J)		<0.005	0.00045 (J)
3/26/2020	0.045			<0.005		
3/27/2020		<0.005				
3/30/2020			<0.005			
3/31/2020					0.0003 (J)	
4/2/2020						<0.005
9/17/2020		<0.005			<0.005	
9/18/2020				<0.005		<0.005
9/21/2020	0.032		<0.005			
2/11/2021		<0.005				
2/12/2021	0.037			<0.005		
2/16/2021			<0.005		0.00045 (J)	0.0004 (J)
3/12/2021						<0.005
3/15/2021		<0.005				
3/16/2021				<0.005		
3/17/2021	0.037		<0.005		0.00044 (J)	
8/17/2021		<0.005			0.00045 (J)	<0.005
8/18/2021	0.039					
8/19/2021			<0.005	<0.005		
2/9/2022	0.03			<0.005	0.00059 (J)	
2/10/2022		<0.005	<0.005			<0.005
8/3/2022			<0.005			<0.005
8/4/2022	0.043	<0.005		<0.005	0.00048 (J)	
1/26/2023	0.022	<0.005	<0.005	<0.005	0.00051 (J)	
1/27/2023						<0.005
8/10/2023	0.027	<0.005		<0.005		
8/11/2023					<0.005	
8/12/2023			<0.005			<0.005
2/14/2024		<0.005				
2/15/2024	0.011		<0.005	<0.005	0.00054 (J)	
2/16/2024						<0.005
8/7/2024		<0.005		<0.005		
8/8/2024	0.02		<0.005		0.00056 (J)	<0.005

ND substitution: RL or RL/2 if <15% NDs.

Time Series

Constituent: Cobalt (mg/L) Analysis Run 10/16/2024 4:17 PM

Plant Hammond Client: Southern Company Data: Hammond AP-1

	MW-28D	MW-29	MW-5	MW-6	MW-7
3/12/2019	<0.005	0.00057 (J)			
3/13/2019			<0.005	0.00055 (J)	<0.005
4/2/2019	<0.005	0.00084 (J)			
4/3/2019			<0.005	<0.005	<0.005
9/24/2019		0.0015 (J)			
9/25/2019			<0.005		
9/26/2019	<0.005			0.00036 (J)	<0.005
3/2/2020		0.00067 (J)	<0.005		
3/3/2020				0.00094 (J)	<0.005
3/4/2020	0.00093 (J)				
3/26/2020			<0.005		
3/27/2020	<0.005			0.00059 (J)	
3/30/2020		0.00063 (J)			<0.005
9/16/2020		0.0013 (J)			
9/17/2020			<0.005		
9/21/2020	<0.005			0.00041 (J)	<0.005
2/10/2021	<0.005				
2/15/2021		0.00097 (J)			<0.005
2/16/2021			<0.005	0.00045 (J)	
3/15/2021	<0.005	0.0011 (J)			<0.005
3/16/2021			<0.005	0.00042 (J)	
8/16/2021		0.0014 (J)			
8/17/2021			<0.005	<0.005	<0.005
8/18/2021	<0.005				
2/8/2022					<0.005
2/9/2022			<0.005	0.00059 (J)	
2/10/2022	<0.005	0.00089 (J)			
8/3/2022		0.0012 (J)	<0.005	0.00041 (J)	
8/4/2022	<0.005				<0.005
1/26/2023	<0.005	0.00056 (J)	<0.005	0.00044 (J)	<0.005
8/10/2023		<0.005	<0.005	0.00041 (J)	<0.005
8/11/2023	<0.005				
2/14/2024	<0.005	0.00052 (J)		0.00035 (J)	<0.005
2/15/2024			<0.005		
8/7/2024			<0.005	0.00049 (J)	
8/8/2024	<0.005	0.00078 (J)			<0.005

ND substitution: RL or RL/2 if <15% NDs.

Time Series

Constituent: Combined Radium 226 + 228 (pCi/L) Analysis Run 10/16/2024 4:17 PM

Plant Hammond Client: Southern Company Data: Hammond AP-1

	HGWA-1 (bg)	HGWA-2 (bg)	HGWA-3 (bg)	HGWA-43D (bg)	HGWA-44D (bg)	HGWC-10
5/19/2016	0.397 (U)	0.627 (U)	0.342 (U)			
5/23/2016						0.419 (U)
7/11/2016	0.738 (U)	1.38				
7/12/2016			0.499 (U)			0.855
8/30/2016	0.581 (U)	1.05 (U)	0.976 (U)			
9/1/2016						0.844 (U)
10/19/2016	0.213 (U)	1.11 (U)	0.626 (U)			
10/24/2016						0.917 (U)
12/6/2016	0.444 (U)	0.741 (U)	0.805 (U)			
12/7/2016						0.558 (U)
1/24/2017	0.373 (U)	0.908 (U)	0.336 (U)			
1/26/2017						0.922 (U)
3/21/2017	0.816 (U)	0.567 (U)	0.358 (U)			
3/22/2017						0.751 (U)
5/22/2017	0.554 (U)	0.638 (U)	0.744 (U)			
5/24/2017						0.725 (U)
4/2/2018	0.405 (U)	0.761 (U)				
4/3/2018			0.684 (U)			
4/4/2018						0.715 (U)
6/4/2018	1.13 (U)	0.975 (U)	0.0291 (U)			
6/5/2018						0.718 (U)
10/1/2018	0.132 (U)	0.434 (U)	0.781 (U)			
10/2/2018						0.948
3/12/2019	0.327 (U)	0.454 (U)	1.01 (U)			
3/13/2019						1.19 (U)
4/1/2019			0.76 (U)			
4/2/2019	0.739 (U)	0.651 (U)				
4/3/2019						1.82 (U)
9/27/2019						1.16 (U)
9/30/2019	0.306 (U)	1.04 (U)	0.384 (U)			
3/2/2020	0.61 (U)	1.58	0.249 (U)			
3/3/2020						0.667 (U)
3/25/2020	4.36	0.621 (U)	0.833 (U)			
4/1/2020						0.235 (U)
9/15/2020	0.748 (U)	0.124 (U)	0.161 (U)			
9/16/2020				0.531 (U)	0.422 (U)	0 (U)
11/10/2020				0.788 (U)	0.293 (U)	
12/15/2020				1.04 (U)	0.7 (U)	
1/19/2021				0.685 (U)	0.79 (U)	
2/8/2021	0.223 (U)					
2/9/2021		0.721 (U)	0.447 (U)	0.138 (U)	0.486 (U)	
2/15/2021						1.91
3/10/2021	0 (U)				0.811 (U)	
3/11/2021		0.737 (U)	0.128 (U)	1.51 (U)		
3/12/2021						1.12 (U)
8/11/2021	0.115 (U)			0.394 (U)		
8/12/2021		0.746 (U)	0.389 (U)			
8/13/2021					1.2	
8/17/2021						0.595 (U)
2/1/2022	0.143 (U)	0.588 (U)	0.266 (U)	1.12	0.665 (U)	
2/9/2022						0.49 (U)
8/2/2022	0.203 (U)	0.861 (U)	0.4 (U)	0.662 (U)	0.952 (U)	

Time Series

Constituent: Combined Radium 226 + 228 (pCi/L) Analysis Run 10/16/2024 4:17 PM

Plant Hammond Client: Southern Company Data: Hammond AP-1

	HGWA-1 (bg)	HGWA-2 (bg)	HGWA-3 (bg)	HGWA-43D (bg)	HGWA-44D (bg)	HGWC-10
8/3/2022						0.454 (U)
1/23/2023			0.311 (U)			
1/24/2023	0.549 (U)	0.829 (U)		1.25	0.421 (U)	
1/27/2023						1.2
8/8/2023	0.195 (U)	0.175 (U)	0.411 (U)	0.503 (U)	0.163 (U)	
8/10/2023						0.831 (U)
2/13/2024	0.194 (U)	0.325 (U)	0.213 (U)	0.86 (U)	0.909	
2/15/2024						0.31 (U)
8/5/2024	0.64 (U)	1.27	0.371 (U)			
8/6/2024				0.674 (U)	0.529 (U)	
8/7/2024						0.268 (U)

Time Series

Constituent: Combined Radium 226 + 228 (pCi/L) Analysis Run 10/16/2024 4:17 PM

Plant Hammond Client: Southern Company Data: Hammond AP-1

	HGWC-11	HGWC-12	HGWC-13	HGWC-7	HGWC-8	HGWC-9
5/20/2016				0.62 (U)	0.56 (U)	
5/23/2016	0.509 (U)	1.12	0.625 (U)			0.826 (U)
7/12/2016	0.784 (U)	1.61	0.478 (U)	0.283 (U)	0.636 (U)	0.511 (U)
9/1/2016	0.261 (U)	1.23	0.595 (U)	0.703 (U)	0.818 (U)	0.762 (U)
10/20/2016				1.97	1.04 (U)	1.17
10/24/2016	1.42	1.98	1.54			
12/6/2016				2	0.771 (U)	0.126 (U)
12/7/2016	0.781 (U)	0.319 (U)	0.657 (U)			
1/25/2017				1.06 (U)	0.859 (U)	
1/26/2017	0.842 (U)	0.54 (U)	1.22			0.515 (U)
3/21/2017				0.668 (U)	0.851 (U)	
3/22/2017	0.318 (U)	0.635 (U)	0.285 (U)			0.451 (U)
5/23/2017				0.621 (U)	0.705 (U)	0.924 (U)
5/24/2017	0.687 (U)	1.01	0.655 (U)			
4/3/2018				0.538 (U)	0.311 (U)	0.732 (U)
4/4/2018	1.5	0.956	0.882 (U)			
6/5/2018	0.549 (U)		1.1 (U)	0.985 (U)		
6/6/2018		0.424 (U)			0.896 (U)	0.813 (U)
10/2/2018				0.837 (U)	1.21	0.61 (U)
10/3/2018	1.48	0.57 (U)				
10/5/2018			0.558 (U)			
3/12/2019					0.544 (U)	
3/13/2019	0.584 (U)		0.39 (U)	0.403 (U)		1 (U)
3/14/2019		0.992 (U)				
4/2/2019				0.865 (U)		
4/3/2019	0.36 (U)	0.734 (U)			0.885 (U)	0.156 (U)
4/5/2019			0.422 (U)			
9/24/2019					1.3	
9/25/2019				0.884 (U)		
9/26/2019			0.939 (U)			
9/27/2019	1.78	0.958 (U)				0.428 (U)
3/3/2020	0.716 (U)	0.971 (U)			0.835 (U)	
3/4/2020			0.708 (U)	0.624 (U)		1.03
3/26/2020		0.209 (U)				
3/27/2020				0.485 (U)	1.04 (U)	
3/30/2020			0.602 (U)			
3/31/2020	1.3 (U)					1.2 (U)
9/16/2020				0.135 (U)	0.526 (U)	
9/17/2020						1.38 (U)
9/18/2020	1.24 (U)	0.916 (U)				
9/21/2020			1.53			
2/10/2021				0.281 (U)		
2/12/2021	1.1	0.236 (U)				
2/16/2021					0.764 (U)	1.17 (U)
2/22/2021			1.02			
3/15/2021				0.666 (U)	1.3 (U)	
3/16/2021	1.71	0.245 (U)				0.446 (U)
3/17/2021			1.45 (U)			
8/16/2021				0.143 (U)		
8/17/2021						0.771 (U)
8/18/2021	0.919 (U)	0.919 (U)			1.02 (U)	
8/19/2021			0.764 (U)			

Time Series

Constituent: Combined Radium 226 + 228 (pCi/L) Analysis Run 10/16/2024 4:17 PM

Plant Hammond Client: Southern Company Data: Hammond AP-1

	HGWC-11	HGWC-12	HGWC-13	HGWC-7	HGWC-8	HGWC-9
2/9/2022	0.444 (U)	0.564 (U)				0.198 (U)
2/10/2022			0.442 (U)	0.175 (U)	0.945 (U)	
8/3/2022	0.823 (U)	0.418 (U)	0.54 (U)	0.42 (U)	0.455 (U)	
8/4/2022						0.597 (U)
8/11/2022				0.461 (U)		
1/26/2023	0.441 (U)	0.877	0.719			0.516 (U)
1/27/2023				0.45 (U)		
2/1/2023					0.241 (U)	
8/10/2023	0.273 (U)	0.453 (U)				
8/11/2023						0.867 (U)
8/12/2023			0.58 (U)	0.729 (U)	0.767 (U)	
2/14/2024				0.401 (U)	0.529 (U)	
2/15/2024	0.819 (U)	0.364 (U)				0.461 (U)
2/16/2024			0.338 (U)			
8/7/2024	0.874 (U)	0.455 (U)		0.611 (U)	0.556 (U)	0.502 (U)
8/8/2024			0.561 (U)			

Time Series

Constituent: Combined Radium 226 + 228 (pCi/L) Analysis Run 10/16/2024 4:17 PM

Plant Hammond Client: Southern Company Data: Hammond AP-1

	MW-19	MW-20	MW-24D	MW-25D	MW-26D	MW-27D
3/13/2019		0.538 (U)	0.311 (U)		0.627 (U)	1.81
3/14/2019	0.347 (U)			1.28 (U)		
4/2/2019		1.02 (U)				
4/3/2019	0.884 (U)			0.662 (U)	0.205 (U)	
4/4/2019						1.33
4/8/2019			0.573 (U)			
9/25/2019		1.35 (U)				
9/26/2019			0.878 (U)		0.912 (U)	0.974 (U)
9/27/2019	0.534 (U)			0.945 (U)		
3/2/2020		0.653 (U)				
3/3/2020				1.36		
3/4/2020	1.04		0.333 (U)		1.27 (U)	1.12
3/26/2020	1.1 (U)			0.793 (U)		
3/27/2020		0.1 (U)				
3/30/2020			0.107 (U)			
3/31/2020					1.65	
4/2/2020						2.48
9/17/2020		0.469 (U)			0.42 (U)	
9/18/2020				1.17 (U)		1.13 (U)
9/21/2020	1.36 (U)		1.23 (U)			
2/11/2021		0.334 (U)				
2/12/2021	0.764 (U)			1.17		
2/16/2021			0.156 (U)		0.505 (U)	1.21
3/12/2021						0.649 (U)
3/15/2021		1.24 (U)				
3/16/2021				0.742 (U)		
3/17/2021	0.466 (U)		0.174 (U)		0.165 (U)	
8/17/2021		0.709 (U)			0.0468 (U)	1.06 (U)
8/18/2021	0.642 (U)					
8/19/2021			0.227 (U)	0.935 (U)		
2/9/2022	0.245 (U)			0.754 (U)	0.0677 (U)	
2/10/2022		0.32 (U)	0.178 (U)			0.809 (U)
8/3/2022			0.263 (U)			0.685 (U)
8/4/2022	0.509 (U)	1.05 (U)		1.65	0.0273 (U)	
1/26/2023	0.333 (U)	0.561 (U)	0.0906 (U)	1.1	0.386 (U)	
1/27/2023						1.1
8/10/2023	0.437 (U)	0.469 (U)		0.972		
8/11/2023					0.55 (U)	
8/12/2023			0.481 (U)			0.645 (U)
2/14/2024		0.341 (U)				
2/15/2024	0.459 (U)		0.5 (U)	0.938	0.418 (U)	
2/16/2024						1.31
8/7/2024		0.54 (U)		1.38		
8/8/2024	0.44 (U)		0.338 (U)		0.524 (U)	0.461 (U)

Time Series

Constituent: Combined Radium 226 + 228 (pCi/L) Analysis Run 10/16/2024 4:17 PM

Plant Hammond Client: Southern Company Data: Hammond AP-1

	MW-28D	MW-29	MW-5	MW-6	MW-7
3/12/2019	0.926 (U)	1.37			
3/13/2019			0.621 (U)	2.07	1.23
4/2/2019	0.479 (U)	0.62 (U)			
4/3/2019			0.932 (U)	0.872 (U)	1.05 (U)
9/24/2019		0.675 (U)			
9/25/2019			0.798 (U)		
9/26/2019	0.997 (U)			0.745 (U)	0.947 (U)
3/2/2020		0.413 (U)	0.964 (U)		
3/3/2020				0.757 (U)	1.15
3/4/2020	1.31				
3/26/2020			1.1		
3/27/2020	1.59			0.758 (U)	
3/30/2020		0.885 (U)			0.83 (U)
9/16/2020		0.193 (U)			
9/17/2020			0.618 (U)		
9/21/2020	1.39 (U)			0.796 (U)	1.55 (U)
2/10/2021	0.201 (U)				
2/15/2021		1.17 (U)			0.892 (U)
2/16/2021			0.466 (U)	0.198 (U)	
3/15/2021	0.564 (U)	0.436 (U)			0.386 (U)
3/16/2021			1.22	0.727 (U)	
8/16/2021		0.208 (U)			
8/17/2021			0.304 (U)	0.557 (U)	0.183 (U)
8/18/2021	0.876 (U)				
2/8/2022					0.417 (U)
2/9/2022			0.567 (U)	0.619 (U)	
2/10/2022	1.96 (U)	0.594 (U)			
8/3/2022		0.581 (U)	0.63 (U)	0.543 (U)	
8/4/2022	0.84 (U)				1.18 (U)
1/26/2023	0.821	0.793 (U)	0.909	0.493 (U)	0.318 (U)
8/10/2023		0.244 (U)	0.599 (U)	0.839 (U)	0.239 (U)
8/11/2023	2.66				
2/14/2024	0.79 (U)	0.0655 (U)		0.441 (U)	0.089 (U)
2/15/2024			0.463 (U)		
8/7/2024			0.584 (U)	0.606 (U)	
8/8/2024	2.82	0.393 (U)			0.382 (U)

Time Series

Constituent: Fluoride (mg/L) Analysis Run 10/16/2024 4:17 PM

Plant Hammond Client: Southern Company Data: Hammond AP-1

	HGWA-1 (bg)	HGWA-2 (bg)	HGWA-3 (bg)	HGWA-43D (bg)	HGWA-44D (bg)	HGWC-10
5/19/2016	0.105 (J)	0.0303 (J)	0.0513 (J)			
5/23/2016						0.0394 (J)
7/11/2016	0.16 (J)	0.05 (J)				
7/12/2016			0.12 (J)			0.15 (J)
8/30/2016	0.09 (J)	0.06 (J)	0.09 (J)			
9/1/2016						0.5
10/19/2016	0.1 (J)	0.04 (J)	0.1 (J)			
10/24/2016						0.06 (J)
12/6/2016	0.11 (J)	0.36	0.21 (J)			
12/7/2016						0.44
1/24/2017	0.09 (J)	<0.1	0.06 (J)			
1/26/2017						0.29 (J)
3/21/2017	0.13 (J)	<0.1	0.005 (J)			
3/22/2017						0.34
5/22/2017	0.12 (J)	<0.1	0.05 (J)			
5/24/2017						0.13 (J)
10/3/2017	0.13 (J)	<0.1	0.13 (J)			0.46
4/2/2018	<0.3	<0.1				
4/3/2018			<0.1			
4/4/2018						<0.1
6/4/2018	0.074 (J)	<0.1	<0.1			
6/5/2018						<0.1
10/1/2018	<0.3	<0.1	<0.1			
10/2/2018						0.17 (J)
3/12/2019	0.29 (J)	0.038 (J)	0.072 (J)			
3/13/2019						0.17 (J)
4/1/2019			0.029 (J)			
4/2/2019	0.1 (J)	0.071 (J)				
4/3/2019						0.082 (J)
9/23/2019	0.078 (J)	<0.1	<0.1			
9/27/2019						0.17 (J)
3/2/2020	0.076 (J)	<0.1	<0.1			
3/3/2020						0.11 (J)
3/25/2020	0.098 (J)	<0.1	<0.1			
4/1/2020						0.12 (J)
6/16/2020	0.071 (J)		<0.1			
9/15/2020	0.082 (J)	<0.1	<0.1			
9/16/2020				0.22	0.52	<0.1
11/10/2020				0.19	0.59	
12/15/2020				0.21	0.67	
1/19/2021				0.16	0.74	
2/8/2021	0.078 (J)					
2/9/2021		<0.1	0.074 (J)	0.19	0.44	
2/15/2021						0.08 (J)
3/10/2021	0.079 (J)				0.65	
3/11/2021		0.1	<0.1	0.2		
3/12/2021						0.054 (J)
8/11/2021	0.058 (J)			0.15		
8/12/2021		<0.1	<0.1			
8/13/2021					0.87	
8/17/2021						<0.1
2/1/2022	0.064 (J)	<0.1	<0.1	0.19	0.96	

ND substitution: RL or RL/2 if <15% NDs.

Time Series

Constituent: Fluoride (mg/L) Analysis Run 10/16/2024 4:17 PM

Plant Hammond Client: Southern Company Data: Hammond AP-1

	HGWA-1 (bg)	HGWA-2 (bg)	HGWA-3 (bg)	HGWA-43D (bg)	HGWA-44D (bg)	HGWC-10
2/9/2022						0.12
8/2/2022	0.09 (J)	0.053 (J)	0.067 (J)	0.22	0.8	
8/3/2022						0.13
1/23/2023			0.061 (J)			
1/24/2023	0.089 (J)	0.053 (J)		0.23	1.3	
1/27/2023						0.16
8/8/2023	0.088 (J)	0.07 (J)	0.055 (J)	0.18	1.3	
8/10/2023						0.05 (J)
2/13/2024	0.071 (J)	0.17	<0.1	0.2	1.5	
2/15/2024						0.12
8/5/2024	0.11	0.12	0.077 (J)			
8/6/2024				0.21	1.3	
8/7/2024						0.075 (J)

ND substitution: RL or RL/2 if <15% NDs.

Time Series

Constituent: Fluoride (mg/L) Analysis Run 10/16/2024 4:17 PM

Plant Hammond Client: Southern Company Data: Hammond AP-1

	HGWC-11	HGWC-12	HGWC-13	HGWC-7	HGWC-8	HGWC-9
5/20/2016				0.0828 (J)	0.499	
5/23/2016	0.203 (J)	0.212 (J)	0.2587 (J)			<0.3
7/12/2016	0.44	0.31	0.53	0.2 (J)	0.67	0.24 (J)
9/1/2016	0.67	0.62	0.74	0.51	0.94	0.46
10/20/2016				0.4	0.56	0.56
10/24/2016	0.26 (J)	0.19 (J)	0.31			
12/6/2016				0.26 (J)	0.76	0.31
12/7/2016	0.55	0.73	1			
1/25/2017				0.24 (J)	1.1	
1/26/2017	0.27 (J)	0.12 (J)	0.68			0.004 (J)
3/21/2017				0.13 (J)	0.46	
3/22/2017	0.66	0.44	0.76			0.28 (J)
5/23/2017				0.11 (J)	0.65	0.29 (J)
5/24/2017	0.35	0.34	0.54			
10/3/2017	0.56	0.58	0.83	0.17 (J)	0.66	0.53
4/3/2018				<0.3	0.39	<0.3
4/4/2018	0.39	<0.3	0.65			
6/5/2018	0.24 (J)		0.47	0.099 (J)		
6/6/2018		0.21 (J)			0.46	0.12 (J)
10/2/2018				<0.3	0.51	0.031 (J)
10/3/2018	0.31	0.15 (J)				
10/5/2018			0.77			
3/12/2019					0.58	
3/13/2019	0.51		0.78	0.12 (J)		0.14 (J)
3/14/2019		1.1				
4/2/2019				0.097 (J)		
4/3/2019	0.43	0.3 (J)			0.63	0.14 (J)
4/5/2019			0.83			
9/24/2019					0.49	
9/25/2019				0.1 (J)		
9/26/2019			0.64			
9/27/2019	0.42	0.26 (J)				0.26 (J)
3/3/2020	0.24 (J)	0.21 (J)			0.45	
3/4/2020			0.37	0.077 (J)		0.08 (J)
3/26/2020		0.17 (J)				
3/27/2020				0.059 (J)	0.46	
3/30/2020			0.44			
3/31/2020	0.19 (J)					0.074 (J)
6/16/2020					0.45	
6/17/2020				0.077 (J)		
9/16/2020				0.081 (J)	0.53	
9/17/2020						0.1
9/18/2020	0.15	0.15				
9/21/2020			0.44			
2/10/2021				0.085 (J)		
2/12/2021	0.17	0.19				
2/16/2021					0.47	0.096 (J)
2/22/2021			0.55			
3/15/2021				0.086 (J)	0.51	
3/16/2021	0.21	0.2				0.098 (J)
3/17/2021			0.65			
8/16/2021				0.084 (J)		

ND substitution: RL or RL/2 if <15% NDs.

Time Series

Constituent: Fluoride (mg/L) Analysis Run 10/16/2024 4:17 PM

Plant Hammond Client: Southern Company Data: Hammond AP-1

	HGWC-11	HGWC-12	HGWC-13	HGWC-7	HGWC-8	HGWC-9
8/17/2021						0.095 (J)
8/18/2021	0.21	0.15			0.41	
8/19/2021			0.53			
2/9/2022	0.2	0.2				0.1
2/10/2022			0.53	0.083 (J)	0.42	
8/3/2022	0.22	0.21	0.55	0.11	0.44	
8/4/2022						0.13
8/11/2022				0.11		
1/26/2023	0.2	0.21	0.4			0.11
1/27/2023				0.1		
2/1/2023					0.4	
7/13/2023					0.49	
7/17/2023			0.32			
8/10/2023	0.15	0.17				
8/11/2023						0.12
8/12/2023			0.32	0.071 (J)	0.59	
2/14/2024				0.081 (J)	0.3	
2/15/2024	0.21	0.19				0.087 (J)
2/16/2024			0.33			
8/7/2024	0.11	0.17		0.074 (J)	0.37	0.084 (J)
8/8/2024			0.38			

Time Series

Constituent: Fluoride (mg/L) Analysis Run 10/16/2024 4:17 PM

Plant Hammond Client: Southern Company Data: Hammond AP-1

	MW-19	MW-20	MW-24D	MW-25D	MW-26D	MW-27D
3/13/2019		0.072 (J)	0.074 (J)		0.052 (J)	0.28 (J)
3/14/2019	0.35			2.2		
4/2/2019		<0.1				
4/3/2019	0.19 (J)			1.6	0.044 (J)	
4/4/2019						0.26 (J)
4/8/2019			0.048 (J)			
9/25/2019		<0.1				
9/26/2019			0.18 (J)		0.19 (J)	0.42
9/27/2019	0.53			1.5		
3/2/2020		<0.1				
3/3/2020				1.4		
3/4/2020	0.096 (J)		0.051 (J)		0.052 (J)	0.25 (J)
3/26/2020	0.12 (J)			1.6		
3/27/2020		<0.1				
3/30/2020			0.064 (J)			
3/31/2020					<0.3	
4/2/2020						0.24 (J)
9/17/2020		<0.1			0.069 (J)	
9/18/2020				1.6		0.22
9/21/2020	0.17		<0.1			
2/11/2021		<0.1				
2/12/2021	0.16			1.6		
2/16/2021			<0.1		0.071 (J)	0.25
3/12/2021						0.24
3/15/2021		<0.1				
3/16/2021				1.7		
3/17/2021	0.18		<0.1		0.072 (J)	
8/17/2021		<0.1			0.075 (J)	0.24
8/18/2021	0.12					
8/19/2021			<0.1	1.5		
2/9/2022	0.076 (J)			1.7	0.092 (J)	
2/10/2022		<0.1	0.051 (J)			0.25
8/3/2022			0.075 (J)			0.27
8/4/2022	0.18	0.074 (J)		1.5	0.12	
1/26/2023	0.098 (J)	0.081 (J)	0.083 (J)	1.6	0.11	
1/27/2023						0.3
8/10/2023	0.14	<0.1		1.5		
8/11/2023					0.083 (J)	
8/12/2023			0.08 (J)			0.26
2/14/2024		0.06 (J)				
2/15/2024	0.06 (J)		0.12	1.4	0.097 (J)	
2/16/2024						0.2
8/7/2024		<0.1		1.5		
8/8/2024	0.17		0.054 (J)		0.081 (J)	0.21

ND substitution: RL or RL/2 if <15% NDs.

Time Series

Constituent: Fluoride (mg/L) Analysis Run 10/16/2024 4:17 PM

Plant Hammond Client: Southern Company Data: Hammond AP-1

	MW-28D	MW-29	MW-5	MW-6	MW-7
3/12/2019	0.24 (J)	0.07 (J)			
3/13/2019			0.1 (J)	0.19 (J)	0.069 (J)
4/2/2019	0.18 (J)	0.045 (J)			
4/3/2019			0.049 (J)	0.15 (J)	<0.1
9/24/2019		0.18 (J)			
9/25/2019			0.076 (J)		
9/26/2019	0.22 (J)			0.19 (J)	0.17 (J)
3/2/2020		<0.1	0.065 (J)		
3/3/2020				0.062 (J)	<0.1
3/4/2020	0.26 (J)				
3/26/2020			0.082 (J)		
3/27/2020	0.26 (J)			<0.1	
3/30/2020		<0.1			<0.1
9/16/2020		<0.1			
9/17/2020			0.094 (J)		
9/21/2020	0.1			<0.1	<0.1
2/10/2021	0.16				
2/15/2021		<0.1			<0.1
2/16/2021			0.051 (J)	0.059 (J)	
3/15/2021	0.24	<0.1			<0.1
3/16/2021			<0.1	0.06 (J)	
8/16/2021		<0.1			
8/17/2021			<0.1	0.055 (J)	<0.1
8/18/2021	0.14				
2/8/2022					<0.1
2/9/2022			0.056 (J)	0.059 (J)	
2/10/2022	0.22	<0.1			
8/3/2022		0.069 (J)	0.094 (J)	0.085 (J)	
8/4/2022	0.19				0.078 (J)
1/26/2023	0.22	0.068 (J)	0.087 (J)	0.088 (J)	0.06 (J)
8/10/2023		<0.1	0.066 (J)	0.053 (J)	<0.1
8/11/2023	0.26				
2/14/2024	0.16	0.058 (J)		0.076 (J)	0.053 (J)
2/15/2024			0.086 (J)		
8/7/2024			0.067 (J)	0.057 (J)	
8/8/2024	0.25	<0.1			0.055 (J)

ND substitution: RL or RL/2 if <15% NDs.

Time Series

Constituent: Lead (mg/L) Analysis Run 10/16/2024 4:17 PM

Plant Hammond Client: Southern Company Data: Hammond AP-1

	HGWA-1 (bg)	HGWA-2 (bg)	HGWA-3 (bg)	HGWA-43D (bg)	HGWA-44D (bg)	HGWC-10
5/19/2016	<0.001	<0.001	<0.001			
5/23/2016						<0.001
7/11/2016	<0.001	<0.001				
7/12/2016			0.0001 (J)			<0.001
8/30/2016	<0.001	<0.001	<0.001			
9/1/2016						<0.001
10/19/2016	<0.001	<0.001	<0.001			
10/24/2016						<0.001
12/6/2016	<0.001	<0.001	<0.001			
12/7/2016						<0.001
1/24/2017	<0.001	<0.001	<0.001			
1/26/2017						<0.001
3/21/2017	<0.001	6E-05 (J)	0.0001 (J)			
3/22/2017						<0.001
5/22/2017	<0.001	9E-05 (J)	<0.001			
5/24/2017						<0.001
4/2/2018	<0.001	<0.001				
4/3/2018			<0.001			
4/4/2018						<0.001
3/12/2019	<0.001	<0.001	<0.001			
3/13/2019						<0.001
9/23/2019	7.8E-05 (J)	9.2E-05 (J)	<0.001			
3/2/2020	4.8E-05 (J)	9.5E-05 (J)	<0.001			
3/3/2020						<0.001
3/25/2020	<0.001	0.00011 (J)	<0.001			
4/1/2020						5E-05 (J)
9/15/2020	<0.001	8E-05 (J)	4.2E-05 (J)			
9/16/2020				5E-05 (J)	0.00021 (J)	<0.001
11/10/2020				6.9E-05 (J)	0.0002 (J)	
12/15/2020				8.2E-05 (J)	0.00011 (J)	
1/19/2021				4.4E-05 (J)	0.00019 (J)	
2/8/2021	5.8E-05 (J)					
2/9/2021		9.4E-05 (J)	<0.001	0.00029 (J)	0.0001 (J)	
2/15/2021						<0.001
3/10/2021	<0.001				<0.001	
3/11/2021		7.6E-05 (J)	<0.001	9.4E-05 (J)		
3/12/2021						<0.001
8/11/2021	<0.001			<0.001		
8/12/2021		<0.001	<0.001			
8/13/2021					<0.001	
8/17/2021						<0.001
2/1/2022	<0.001	<0.001	<0.001	<0.001	<0.001	
2/9/2022						<0.001
8/2/2022	<0.001	<0.001	<0.001	<0.001	<0.001	
8/3/2022						<0.001
1/23/2023			<0.001			
1/24/2023	<0.001	<0.001		<0.001	<0.001	
1/27/2023						<0.001
8/8/2023	<0.001	<0.001	<0.001	<0.001	<0.001	
8/10/2023						<0.001
2/13/2024	<0.001	0.00018 (J)	<0.001	<0.001	<0.001	
2/15/2024						<0.001

ND substitution: RL or RL/2 if <15% NDs.

Time Series

Constituent: Lead (mg/L) Analysis Run 10/16/2024 4:17 PM

Plant Hammond Client: Southern Company Data: Hammond AP-1

	HGWA-1 (bg)	HGWA-2 (bg)	HGWA-3 (bg)	HGWA-43D (bg)	HGWA-44D (bg)	HGWC-10
8/5/2024	<0.001	<0.001	<0.001			
8/6/2024				<0.001	<0.001	
8/7/2024						<0.001

ND substitution: RL or RL/2 if <15% NDs.

Time Series

Constituent: Lead (mg/L) Analysis Run 10/16/2024 4:17 PM

Plant Hammond Client: Southern Company Data: Hammond AP-1

	HGWC-11	HGWC-12	HGWC-13	HGWC-7	HGWC-8	HGWC-9
5/20/2016				<0.001	<0.001	
5/23/2016	<0.001	<0.001	<0.001			<0.001
7/12/2016	<0.001	<0.001	<0.001	<0.001	<0.001	<0.001
9/1/2016	<0.001	<0.001	<0.001	<0.001	<0.001	<0.001
10/20/2016				<0.001	<0.001	<0.001
10/24/2016	<0.001	<0.001	<0.001			
12/6/2016				0.0001 (J)	<0.001	0.0002 (J)
12/7/2016	<0.001	<0.001	<0.001			
1/25/2017				0.0001 (J)	<0.001	
1/26/2017	<0.001	<0.001	<0.001			0.0001 (J)
3/21/2017				9E-05 (J)	<0.001	
3/22/2017	0.0003 (J)	<0.001	7E-05 (J)			<0.001
5/23/2017				8E-05 (J)	<0.001	0.0001 (J)
5/24/2017	9E-05 (J)	<0.001	<0.001			
4/3/2018				<0.001	<0.001	<0.001
4/4/2018	<0.001	<0.001	<0.001			
3/12/2019					<0.001	
3/13/2019	<0.001		<0.001	<0.001		<0.001
3/14/2019		<0.001				
3/3/2020	0.00021 (J)	5.6E-05 (J)			0.00013 (J)	
3/4/2020			0.00014 (J)	0.00051 (J)		8.4E-05 (J)
3/26/2020		0.00043 (J)				
3/27/2020				5.4E-05 (J)	<0.001	
3/30/2020			0.0001 (J)			
3/31/2020	0.0003 (J)					0.00014 (J)
9/16/2020				0.0002 (J)	0.0002 (J)	
9/17/2020						0.00022 (J)
9/18/2020	6E-05 (J)	9.6E-05 (J)				
9/21/2020			0.00015 (J)			
2/10/2021				0.00056 (J)		
2/12/2021	<0.001	6.7E-05 (J)				
2/16/2021					8.6E-05 (J)	0.0002 (J)
2/22/2021			0.00018 (J)			
3/15/2021				0.0013	0.00011 (J)	
3/16/2021	9.9E-05 (J)	8.9E-05 (J)				0.00027 (J)
3/17/2021			0.00015 (J)			
8/16/2021				<0.001		
8/17/2021						<0.001
8/18/2021	<0.001	<0.001			<0.001	
8/19/2021			<0.001			
2/9/2022	<0.001	<0.001				<0.001
2/10/2022			<0.001	<0.001	<0.001	
8/3/2022	<0.001	<0.001	<0.001	<0.001	<0.001	
8/4/2022						<0.001
8/11/2022				<0.001		
1/26/2023	<0.001	<0.001	<0.001			<0.001
1/27/2023				<0.001		
2/1/2023					<0.001	
7/13/2023					0.00013 (J)	
7/17/2023			<0.001			
8/10/2023	<0.001	<0.001				
8/11/2023						<0.001

ND substitution: RL or RL/2 if <15% NDs.

Time Series

Constituent: Lead (mg/L) Analysis Run 10/16/2024 4:17 PM

Plant Hammond Client: Southern Company Data: Hammond AP-1

	HGWC-11	HGWC-12	HGWC-13	HGWC-7	HGWC-8	HGWC-9
8/12/2023			<0.001	<0.001	<0.001	
2/14/2024				<0.001	<0.001	
2/15/2024	<0.001	<0.001				<0.001
2/16/2024			<0.001			
8/7/2024	<0.001	<0.001		<0.001	<0.001	<0.001
8/8/2024			<0.001			

ND substitution: RL or RL/2 if <15% NDs.

Time Series

Constituent: Lead (mg/L) Analysis Run 10/16/2024 4:17 PM

Plant Hammond Client: Southern Company Data: Hammond AP-1

	MW-19	MW-20	MW-24D	MW-25D	MW-26D	MW-27D
3/13/2019		<0.001	<0.001		<0.001	<0.001
3/14/2019	<0.001			<0.001		
3/2/2020		0.00017 (J)				
3/3/2020				<0.001		
3/4/2020	0.00011 (J)		0.00019 (J)		<0.001	<0.001
3/26/2020	<0.001			<0.001		
3/27/2020		0.00013 (J)				
3/30/2020			6.4E-05 (J)			
3/31/2020					0.0001 (J)	
4/2/2020						0.00013 (J)
9/17/2020		<0.001			<0.001	
9/18/2020				<0.001		<0.001
9/21/2020	8.5E-05 (J)		4.2E-05 (J)			
2/11/2021		3.9E-05 (J)				
2/12/2021	7.1E-05 (J)			<0.001		
2/16/2021			0.00012 (J)		8E-05 (J)	0.00043 (J)
3/12/2021						<0.001
3/15/2021		0.0001 (J)				
3/16/2021				<0.001		
3/17/2021	3.8E-05 (J)		4E-05 (J)		<0.001	
8/17/2021		<0.001			<0.001	<0.001
8/18/2021	<0.001					
8/19/2021			<0.001	<0.001		
2/9/2022	<0.001			<0.001	<0.001	
2/10/2022		<0.001	<0.001			<0.001
8/3/2022			<0.001			<0.001
8/4/2022	<0.001	<0.001		<0.001	<0.001	
1/26/2023	<0.001	<0.001	<0.001	<0.001	<0.001	
1/27/2023						<0.001
8/10/2023	<0.001	<0.001		<0.001		
8/11/2023					<0.001	
8/12/2023			<0.001			<0.001
2/14/2024		<0.001				
2/15/2024	<0.001		<0.001	<0.001	<0.001	
2/16/2024						<0.001
8/7/2024		<0.001		<0.001		
8/8/2024	<0.001		<0.001		<0.001	<0.001

ND substitution: RL or RL/2 if <15% NDs.

Time Series

Constituent: Lead (mg/L) Analysis Run 10/16/2024 4:17 PM

Plant Hammond Client: Southern Company Data: Hammond AP-1

	MW-28D	MW-29	MW-5	MW-6	MW-7
3/12/2019	<0.001	<0.001			
3/13/2019			<0.001	<0.001	<0.001
3/2/2020		9E-05 (J)	4.7E-05 (J)		
3/3/2020				0.00013 (J)	6.2E-05 (J)
3/4/2020	0.001 (J)				
3/26/2020			<0.001		
3/27/2020	6.2E-05 (J)			<0.001	
3/30/2020		0.00011 (J)			<0.001
9/16/2020		<0.001			
9/17/2020			<0.001		
9/21/2020	0.00018 (J)			0.00026 (J)	<0.001
2/10/2021	0.00044 (J)				
2/15/2021		5.2E-05 (J)			<0.001
2/16/2021			<0.001	8.4E-05 (J)	
3/15/2021	0.00034 (J)	<0.001			<0.001
3/16/2021			<0.001	3.6E-05 (J)	
8/16/2021		<0.001			
8/17/2021			<0.001	<0.001	<0.001
8/18/2021	<0.001				
2/8/2022					<0.001
2/9/2022			<0.001	<0.001	
2/10/2022	<0.001	<0.001			
8/3/2022		<0.001	<0.001	<0.001	
8/4/2022	<0.001				<0.001
1/26/2023	<0.001	<0.001	<0.001	<0.001	<0.001
8/10/2023		<0.001	<0.001	<0.001	<0.001
8/11/2023	<0.001				
2/14/2024	<0.001	<0.001		<0.001	<0.001
2/15/2024			<0.001		
8/7/2024			<0.001	<0.001	
8/8/2024	<0.001	<0.001			<0.001

ND substitution: RL or RL/2 if <15% NDs.

Time Series

Constituent: Lithium (mg/L) Analysis Run 10/16/2024 4:17 PM

Plant Hammond Client: Southern Company Data: Hammond AP-1

	HGWA-1 (bg)	HGWA-2 (bg)	HGWA-3 (bg)	HGWA-43D (bg)	HGWA-44D (bg)	HGWC-10
5/19/2016	<0.03	<0.03	<0.03			
5/23/2016						<0.03
7/11/2016	<0.03	0.0014 (J)				
7/12/2016			0.0024 (J)			<0.03
8/30/2016	<0.03	<0.03	0.0025 (J)			
9/1/2016						<0.03
10/19/2016	<0.03	<0.03	0.003 (J)			
10/24/2016						<0.03
12/6/2016	<0.03	<0.03	0.0033 (J)			
12/7/2016						<0.03
1/24/2017	<0.03	<0.03	0.003 (J)			
1/26/2017						<0.03
3/21/2017	<0.03	0.0012 (J)	0.0034 (J)			
3/22/2017						<0.03
5/22/2017	<0.03	<0.03	0.003 (J)			
5/24/2017						<0.03
4/2/2018	<0.03	0.0015 (J)				
4/3/2018			0.003 (J)			
4/4/2018						<0.03
6/4/2018	0.001 (J)	0.0016 (J)	0.0027 (J)			
6/5/2018						<0.03
10/1/2018	0.00099 (J)	0.0013 (J)	0.0032 (J)			
10/2/2018						<0.03
3/12/2019	0.001 (J)	0.0018 (J)	0.0032 (J)			
3/13/2019						<0.03
4/1/2019			0.0032 (J)			
4/2/2019	0.001 (J)	0.0018 (J)				
4/3/2019						<0.03
9/23/2019	0.0011 (J)	0.0016 (J)	0.0029 (J)			
9/27/2019						<0.03
3/2/2020	0.0012 (J)	0.0017 (J)	0.0037 (J)			
3/3/2020						<0.03
3/25/2020	0.00083 (J)	0.0017 (J)	0.0035 (J)			
4/1/2020						<0.03
9/15/2020	0.00087 (J)	0.0015 (J)	0.0026 (J)			
9/16/2020				0.0018 (J)	0.014 (J)	<0.03
11/10/2020				0.0013 (J)	0.025 (J)	
12/15/2020				0.0019 (J)	0.028 (J)	
1/19/2021				0.0025 (J)	0.034	
2/8/2021	0.00086 (J)					
2/9/2021		0.0012 (J)	0.0032 (J)	0.0026 (J)	0.026 (J)	
2/15/2021						<0.03
3/10/2021	0.0009 (J)				0.03	
3/11/2021		0.0011 (J)	0.0035 (J)	0.0022 (J)		
3/12/2021						<0.03
8/11/2021	0.00078 (J)			0.0024 (J)		
8/12/2021		0.0012 (J)	0.0028 (J)			
8/13/2021					0.032	
8/17/2021						<0.03
2/1/2022	0.0011 (J)	0.0017 (J)	0.0037 (J)	0.0024 (J)	0.048	
2/9/2022						<0.03
8/2/2022	<0.03	0.0013 (J)	0.003 (J)	0.0019 (J)	0.041	

ND substitution: RL or RL/2 if <15% NDs.

Time Series

Constituent: Lithium (mg/L) Analysis Run 10/16/2024 4:17 PM

Plant Hammond Client: Southern Company Data: Hammond AP-1

	HGWA-1 (bg)	HGWA-2 (bg)	HGWA-3 (bg)	HGWA-43D (bg)	HGWA-44D (bg)	HGWC-10
8/3/2022						<0.03
1/23/2023			0.003 (J)			
1/24/2023	0.00092 (J)	0.0014 (J)		0.002 (J)	0.064	
1/27/2023						<0.03
8/8/2023	<0.03	0.0017 (J)	0.0031 (J)	0.0021 (J)	0.092 (o)	
8/10/2023						<0.03
2/13/2024	<0.03	0.0017 (J)	0.0034 (J)	0.0024 (J)	0.088 (o)	
2/15/2024						<0.03
8/5/2024	<0.03	0.0019 (J)	0.0034 (J)			
8/6/2024				0.0025 (J)	0.1 (o)	
8/7/2024						<0.03

ND substitution: RL or RL/2 if <15% NDs.

Time Series

Constituent: Lithium (mg/L) Analysis Run 10/16/2024 4:17 PM

Plant Hammond Client: Southern Company Data: Hammond AP-1

	HGWC-11	HGWC-12	HGWC-13	HGWC-7	HGWC-8	HGWC-9
5/20/2016				<0.03	<0.03	
5/23/2016	<0.03	0.0107 (J)	0.0422 (J)			<0.03
7/12/2016	<0.03	0.0113 (J)	0.0366 (J)	0.0021 (J)	0.0023 (J)	0.004 (J)
9/1/2016	<0.03	0.0118 (J)	0.04 (J)	0.0025 (J)	0.0029 (J)	0.0044 (J)
10/20/2016				0.0021 (J)	0.0027 (J)	0.0027 (J)
10/24/2016	<0.03	0.0114 (J)	0.0435 (J)			
12/6/2016				0.0026 (J)	0.0032 (J)	0.005 (J)
12/7/2016	<0.03	0.0155 (J)	0.0477 (J)			
1/25/2017				0.0024 (J)	0.0026 (J)	
1/26/2017	<0.03	0.0099 (J)	0.0342 (J)			0.0042 (J)
3/21/2017				0.0026 (J)	0.0029 (J)	
3/22/2017	<0.03	0.0098 (J)	0.0353 (J)			0.0043 (J)
5/23/2017				0.0026 (J)	0.0029 (J)	0.0048 (J)
5/24/2017	<0.03	0.0105 (J)	0.0317 (J)			
4/3/2018				0.0023 (J)	0.0025 (J)	0.0043 (J)
4/4/2018	<0.03	0.008 (J)	0.031 (J)			
6/5/2018	<0.03		0.031 (J)	0.0022 (J)		
6/6/2018		0.0095 (J)			0.0023 (J)	0.0043 (J)
10/2/2018				0.003 (J)	0.0025 (J)	0.004 (J)
10/3/2018	<0.03	0.0083 (J)				
10/5/2018			0.027 (J)			
3/12/2019					0.0025 (J)	
3/13/2019	<0.03		0.029 (J)	0.0024 (J)		0.004 (J)
3/14/2019		0.0058 (J)				
4/2/2019				0.002 (J)		
4/3/2019	<0.03	0.0066 (J)			0.0025 (J)	0.004 (J)
4/5/2019			0.023 (J)			
9/24/2019					0.0024 (J)	
9/25/2019				0.0019 (J)		
9/26/2019			0.035			
9/27/2019	<0.03	0.011 (J)				0.0044 (J)
3/3/2020	<0.03	0.0063 (J)			0.0028 (J)	
3/4/2020			0.041	0.0034 (J)		0.004 (J)
3/26/2020		0.0063 (J)				
3/27/2020				0.002 (J)	0.0026 (J)	
3/30/2020			0.038			
3/31/2020	<0.03					0.0043 (J)
9/16/2020				0.0026 (J)	0.0033 (J)	
9/17/2020						0.004 (J)
9/18/2020	<0.03	0.01 (J)				
9/21/2020			0.028 (J)			
2/10/2021				0.0032 (J)		
2/12/2021	<0.03	0.0094 (J)				
2/16/2021					0.0027 (J)	0.0045 (J)
2/22/2021			0.032			
3/15/2021				0.0038 (J)	0.0029 (J)	
3/16/2021	<0.03	0.0081 (J)				0.0046 (J)
3/17/2021			0.031			
8/16/2021				0.0025 (J)		
8/17/2021						0.004 (J)
8/18/2021	<0.03	0.0099 (J)			0.0029 (J)	
8/19/2021			0.028 (J)			

ND substitution: RL or RL/2 if <15% NDs.

Time Series

Constituent: Lithium (mg/L) Analysis Run 10/16/2024 4:17 PM

Plant Hammond Client: Southern Company Data: Hammond AP-1

	HGWC-11	HGWC-12	HGWC-13	HGWC-7	HGWC-8	HGWC-9
2/9/2022	<0.03	0.01 (J)				0.0041 (J)
2/10/2022			0.031	0.0022 (J)	0.003 (J)	
8/3/2022	<0.03	0.0068 (J)	0.029 (J)	0.0019 (J)	0.0026 (J)	
8/4/2022						0.0036 (J)
8/11/2022				0.0019 (J)		
1/26/2023	<0.03	0.0058 (J)	0.04			0.0032 (J)
1/27/2023				0.0018 (J)		
2/1/2023					0.0015 (J)	
7/13/2023					0.0015 (J)	
7/17/2023			0.048			
8/10/2023	<0.03	0.0075 (J)				
8/11/2023						0.0035 (J)
8/12/2023			0.051	0.0023 (J)	0.0014 (J)	
2/14/2024				0.0016 (J)	<0.03	
2/15/2024	<0.03	0.008 (J)				0.0031 (J)
2/16/2024			0.052			
8/7/2024	<0.03	0.0089 (J)		0.0026 (J)	<0.03	0.003 (J)
8/8/2024			0.052			

ND substitution: RL or RL/2 if <15% NDs.

Time Series

Constituent: Lithium (mg/L) Analysis Run 10/16/2024 4:17 PM

Plant Hammond Client: Southern Company Data: Hammond AP-1

	MW-19	MW-20	MW-24D	MW-25D	MW-26D	MW-27D
3/13/2019		0.0016 (J)	0.0029 (J)		0.0033 (J)	0.0097 (J)
3/14/2019	0.0089 (J)			0.05		
4/2/2019		0.0015 (J)				
4/3/2019	0.0061 (J)			0.047 (J)	0.0034 (J)	
4/4/2019						0.0069 (J)
4/8/2019			0.0027 (J)			
9/25/2019		<0.03				
9/26/2019			0.003 (J)		0.0041 (J)	0.0055 (J)
9/27/2019	0.013 (J)			0.047		
3/2/2020		0.00082 (J)				
3/3/2020				0.05		
3/4/2020	0.01 (J)		0.0026 (J)		0.03 (J)	0.0047 (J)
3/26/2020	0.013 (J)			0.054		
3/27/2020		0.0012 (J)				
3/30/2020			0.0027 (J)			
3/31/2020					0.0036 (J)	
4/2/2020						0.0068 (J)
9/17/2020		<0.03			0.0032 (J)	
9/18/2020				0.046		0.0084 (J)
9/21/2020	0.013 (J)		0.0024 (J)			
2/11/2021		0.001 (J)				
2/12/2021	0.012 (J)			0.045		
2/16/2021			0.0028 (J)		0.0038 (J)	0.0078 (J)
3/12/2021						0.009 (J)
3/15/2021		0.0011 (J)				
3/16/2021				0.049		
3/17/2021	0.012 (J)		0.0027 (J)		0.004 (J)	
8/17/2021		0.00091 (J)			0.0036 (J)	0.0079 (J)
8/18/2021	0.014 (J)					
8/19/2021			0.0027 (J)	0.046		
2/9/2022	0.0067 (J)			0.048	0.0039 (J)	
2/10/2022		0.00099 (J)	0.0029 (J)			0.0086 (J)
8/3/2022			0.0024 (J)			0.0063 (J)
8/4/2022	0.013 (J)	0.00075 (J)		0.04	0.0033 (J)	
1/26/2023	0.0038 (J)	<0.03	0.0025 (J)	0.036	0.0031 (J)	
1/27/2023						0.0072 (J)
8/10/2023	0.011 (J)	<0.03		0.038		
8/11/2023					0.0029 (J)	
8/12/2023			0.003 (J)			0.0072 (J)
2/14/2024		<0.03				
2/15/2024	<0.03		0.0031 (J)	0.038	0.0035 (J)	
2/16/2024						0.011 (J)
8/7/2024		<0.03		0.04		
8/8/2024	0.011 (J)		0.0029 (J)		0.0037 (J)	0.011 (J)

ND substitution: RL or RL/2 if <15% NDs.

Time Series

Constituent: Lithium (mg/L) Analysis Run 10/16/2024 4:17 PM

Plant Hammond Client: Southern Company Data: Hammond AP-1

	MW-28D	MW-29	MW-5	MW-6	MW-7
3/12/2019	0.011 (J)	0.0024 (J)			
3/13/2019			<0.03	<0.03	<0.03
4/2/2019	0.0052 (J)	0.0021 (J)			
4/3/2019			<0.03	<0.03	<0.03
9/24/2019		0.0022 (J)			
9/25/2019			<0.03		
9/26/2019	0.0055 (J)			<0.03	<0.03
3/2/2020		0.0025 (J)	<0.03		
3/3/2020				<0.03	<0.03
3/4/2020	0.015 (J)				
3/26/2020			<0.03		
3/27/2020	0.014 (J)			<0.03	
3/30/2020		0.0023 (J)			<0.03
9/16/2020		0.0021 (J)			
9/17/2020			<0.03		
9/21/2020	0.0053 (J)			<0.03	<0.03
2/10/2021	0.0092 (J)				
2/15/2021		0.0024 (J)			<0.03
2/16/2021			<0.03	<0.03	
3/15/2021	0.013 (J)	0.0022 (J)			<0.03
3/16/2021			<0.03	<0.03	
8/16/2021		0.0021 (J)			
8/17/2021			<0.03	<0.03	<0.03
8/18/2021	0.0086 (J)				
2/8/2022					<0.03
2/9/2022			<0.03	<0.03	
2/10/2022	0.014 (J)	0.0023 (J)			
8/3/2022		0.0018 (J)	<0.03	<0.03	
8/4/2022	0.0088 (J)				<0.03
1/26/2023	0.011 (J)	0.0019 (J)	<0.03	<0.03	<0.03
8/10/2023		0.0019 (J)	<0.03	<0.03	<0.03
8/11/2023	0.016 (J)				
2/14/2024	0.0078 (J)	0.0021 (J)		<0.03	<0.03
2/15/2024			<0.03		
8/7/2024			<0.03	<0.03	
8/8/2024	0.017 (J)	0.0019 (J)			<0.03

ND substitution: RL or RL/2 if <15% NDs.

Time Series

Constituent: Mercury (mg/L) Analysis Run 10/16/2024 4:17 PM

Plant Hammond Client: Southern Company Data: Hammond AP-1

	HGWA-1 (bg)	HGWA-2 (bg)	HGWA-3 (bg)	HGWA-43D (bg)	HGWA-44D (bg)	HGWC-10
5/19/2016	<0.0002	<0.0002	<0.0002			
5/23/2016						<0.0002
7/11/2016	<0.0002	<0.0002				
7/12/2016			<0.0002			<0.0002
8/30/2016	4E-05 (J)	4E-05 (J)	<0.0002			
9/1/2016						<0.0002
10/19/2016	<0.0002	<0.0002	<0.0002			
10/24/2016						<0.0002
12/6/2016	<0.0002	<0.0002	<0.0002			
12/7/2016						<0.0002
1/24/2017	<0.0002	<0.0002	<0.0002			
1/26/2017						5E-05 (J)
3/21/2017	<0.0002	<0.0002	<0.0002			
3/22/2017						<0.0002
5/22/2017	<0.0002	<0.0002	<0.0002			
5/24/2017						<0.0002
4/2/2018	<0.0002	<0.0002				
4/3/2018			<0.0002			
4/4/2018						<0.0002
3/12/2019	<0.0002	<0.0002	<0.0002			
3/13/2019						<0.0002
3/2/2020	<0.0002	<0.0002	<0.0002			
3/3/2020						<0.0002
9/16/2020				<0.0002	<0.0002	
11/10/2020				<0.0002	<0.0002	
12/15/2020				<0.0002	<0.0002	
1/19/2021				<0.0002	<0.0002	
2/8/2021	<0.0002					
2/9/2021		<0.0002	<0.0002	<0.0002	<0.0002	
2/15/2021						<0.0002
2/1/2022	<0.0002	<0.0002	<0.0002	<0.0002	<0.0002	
2/9/2022						<0.0002
8/2/2022	<0.0002	<0.0002	<0.0002	<0.0002	<0.0002	
8/3/2022						<0.0002
1/23/2023			<0.0002			
1/24/2023	<0.0002	<0.0002		<0.0002	<0.0002	
1/27/2023						<0.0002
8/8/2023	<0.0002	<0.0002	<0.0002	<0.0002	<0.0002	
8/10/2023						<0.0002
2/13/2024	<0.0002	<0.0002	<0.0002	<0.0002	<0.0002	
2/15/2024						<0.0002
8/5/2024	<0.0002	<0.0002	<0.0002			
8/6/2024				<0.0002	<0.0002	
8/7/2024						<0.0002

ND substitution: RL or RL/2 if <15% NDs.

Time Series

Constituent: Mercury (mg/L) Analysis Run 10/16/2024 4:17 PM

Plant Hammond Client: Southern Company Data: Hammond AP-1

	HGWC-11	HGWC-12	HGWC-13	HGWC-7	HGWC-8	HGWC-9
5/20/2016				<0.0002	<0.0002	
5/23/2016	<0.0002	<0.0002	<0.0002			<0.0002
7/12/2016	<0.0002	<0.0002	<0.0002	<0.0002	<0.0002	<0.0002
9/1/2016	<0.0002	<0.0002	<0.0002	<0.0002	<0.0002	<0.0002
10/20/2016				<0.0002	<0.0002	<0.0002
10/24/2016	<0.0002	<0.0002	<0.0002			
12/6/2016				<0.0002	<0.0002	<0.0002
12/7/2016	<0.0002	<0.0002	<0.0002			
1/25/2017				<0.0002	<0.0002	
1/26/2017	5E-05 (J)	<0.0002	4E-05 (J)			4E-05 (J)
3/21/2017				<0.0002	<0.0002	
3/22/2017	<0.0002	<0.0002	<0.0002			<0.0002
5/23/2017				<0.0002	<0.0002	<0.0002
5/24/2017	<0.0002	<0.0002	5E-05 (J)			
4/3/2018				<0.0002	<0.0002	<0.0002
4/4/2018	<0.0002	<0.0002	<0.0002			
3/12/2019					<0.0002	
3/13/2019	<0.0002		<0.0002	<0.0002		<0.0002
3/14/2019		<0.0002				
3/3/2020	<0.0002	<0.0002			<0.0002	
3/4/2020			<0.0002	<0.0002		<0.0002
2/10/2021				<0.0002		
2/12/2021	<0.0002	<0.0002				
2/16/2021					<0.0002	<0.0002
2/22/2021			<0.0002			
2/9/2022	<0.0002	<0.0002				<0.0002
2/10/2022			<0.0002	<0.0002	<0.0002	
8/3/2022	<0.0002	<0.0002	<0.0002	<0.0002	<0.0002	
8/4/2022						<0.0002
8/11/2022				<0.0002		
1/26/2023	<0.0002	<0.0002	<0.0002			<0.0002
1/27/2023				<0.0002		
2/1/2023					<0.0002	
7/13/2023					<0.0002	
7/17/2023			<0.0002			
8/10/2023	<0.0002	<0.0002				
8/11/2023						<0.0002
8/12/2023			<0.0002	<0.0002	<0.0002	
2/14/2024				<0.0002	<0.0002	
2/15/2024	<0.0002	<0.0002				<0.0002
2/16/2024			<0.0002			
8/7/2024	<0.0002	<0.0002		<0.0002	<0.0002	<0.0002
8/8/2024			<0.0002			

ND substitution: RL or RL/2 if <15% NDs.

Time Series

Constituent: Mercury (mg/L) Analysis Run 10/16/2024 4:17 PM

Plant Hammond Client: Southern Company Data: Hammond AP-1

	MW-19	MW-20	MW-24D	MW-25D	MW-26D	MW-27D
3/13/2019		<0.0002	<0.0002		<0.0002	<0.0002
3/14/2019	<0.0002			<0.0002		
3/2/2020		<0.0002				
3/3/2020				<0.0002		
3/4/2020	<0.0002		<0.0002		<0.0002	<0.0002
2/11/2021		<0.0002				
2/12/2021	<0.0002			<0.0002		
2/16/2021			<0.0002		<0.0002	<0.0002
2/9/2022	<0.0002			<0.0002	<0.0002	
2/10/2022		<0.0002	<0.0002			<0.0002
8/3/2022			<0.0002			<0.0002
8/4/2022	<0.0002	<0.0002		<0.0002	<0.0002	
1/26/2023	<0.0002	<0.0002	<0.0002	<0.0002	<0.0002	
1/27/2023						<0.0002
8/10/2023	<0.0002	<0.0002		0.00013 (J)		
8/11/2023					<0.0002	
8/12/2023			<0.0002			<0.0002
2/14/2024		<0.0002				
2/15/2024	<0.0002		<0.0002	<0.0002	<0.0002	
2/16/2024						<0.0002
8/7/2024		<0.0002		<0.0002		
8/8/2024	<0.0002		<0.0002		<0.0002	<0.0002

ND substitution: RL or RL/2 if <15% NDs.

Time Series

Constituent: Mercury (mg/L) Analysis Run 10/16/2024 4:17 PM

Plant Hammond Client: Southern Company Data: Hammond AP-1

	MW-28D	MW-29	MW-5	MW-6	MW-7
3/12/2019	<0.0002	<0.0002			
3/13/2019			<0.0002	<0.0002	<0.0002
3/2/2020		<0.0002	<0.0002		
3/3/2020				<0.0002	<0.0002
3/4/2020	<0.0002				
2/10/2021	<0.0002				
2/15/2021		<0.0002			<0.0002
2/16/2021			<0.0002	<0.0002	
2/8/2022					<0.0002
2/9/2022			<0.0002	<0.0002	
2/10/2022	<0.0002	<0.0002			
8/3/2022		<0.0002	<0.0002	<0.0002	
8/4/2022	<0.0002				<0.0002
1/26/2023	<0.0002	<0.0002	<0.0002	<0.0002	<0.0002
8/10/2023		0.00017 (J)	<0.0002	<0.0002	<0.0002
8/11/2023	<0.0002				
2/14/2024	<0.0002	<0.0002		<0.0002	<0.0002
2/15/2024			<0.0002		
8/7/2024			<0.0002	<0.0002	
8/8/2024	<0.0002	<0.0002			<0.0002

ND substitution: RL or RL/2 if <15% NDs.

Time Series

Constituent: Molybdenum (mg/L) Analysis Run 10/16/2024 4:17 PM

Plant Hammond Client: Southern Company Data: Hammond AP-1

	HGWA-1 (bg)	HGWA-2 (bg)	HGWA-3 (bg)	HGWA-43D (bg)	HGWA-44D (bg)	HGWC-10
5/19/2016	<0.01	<0.01	<0.01			
5/23/2016						<0.01
7/11/2016	<0.01	<0.01				
7/12/2016			<0.01			0.0013 (J)
8/30/2016	<0.01	<0.01	<0.01			
9/1/2016						<0.01
10/19/2016	<0.01	<0.01	<0.01			
10/24/2016						<0.01
12/6/2016	<0.01	<0.01	<0.01			
12/7/2016						<0.01
1/24/2017	<0.01	<0.01	<0.01			
1/26/2017						<0.01
3/21/2017	<0.01	<0.01	<0.01			
3/22/2017						0.0013 (J)
5/22/2017	<0.01	<0.01	<0.01			
5/24/2017						0.0014 (J)
4/2/2018	<0.01	<0.01				
4/3/2018			<0.01			
4/4/2018						<0.01
6/4/2018	<0.01	<0.01	<0.01			
6/5/2018						<0.01
10/1/2018	<0.01	<0.01	<0.01			
10/2/2018						<0.01
3/12/2019	<0.01	<0.01	<0.01			
3/13/2019						<0.01
4/1/2019			<0.01			
4/2/2019	<0.01	<0.01				
4/3/2019						0.0021 (J)
9/23/2019	<0.01	<0.01	<0.01			
9/27/2019						0.0014 (J)
3/2/2020	<0.01	<0.01	<0.01			
3/3/2020						<0.01
3/25/2020	<0.01	<0.01	<0.01			
4/1/2020						<0.01
6/16/2020	<0.01		<0.01			
9/15/2020	<0.01	<0.01	<0.01			
9/16/2020				0.0044 (J)	0.0019 (J)	0.0014 (J)
11/10/2020				0.0072 (J)	0.0018 (J)	
12/15/2020				0.0044 (J)	0.0019 (J)	
1/19/2021				0.0038 (J)	0.0035 (J)	
2/8/2021	<0.01					
2/9/2021		<0.01	<0.01	0.0045 (J)	0.0038 (J)	
2/15/2021						<0.01
3/10/2021	<0.01				0.0019 (J)	
3/11/2021		<0.01	<0.01	0.0064 (J)		
3/12/2021						0.0007 (J)
8/11/2021	<0.01			0.0034 (J)		
8/12/2021		<0.01	<0.01			
8/13/2021					0.0051 (J)	
8/17/2021						0.0012 (J)
2/1/2022	<0.01	<0.01	<0.01	0.0036 (J)	0.0055 (J)	
2/9/2022						<0.01

ND substitution: RL or RL/2 if <15% NDs.

Time Series

Constituent: Molybdenum (mg/L) Analysis Run 10/16/2024 4:17 PM

Plant Hammond Client: Southern Company Data: Hammond AP-1

	HGWA-1 (bg)	HGWA-2 (bg)	HGWA-3 (bg)	HGWA-43D (bg)	HGWA-44D (bg)	HGWC-10
8/2/2022	<0.01	<0.01	<0.01	0.0042 (J)	0.002 (J)	
8/3/2022						0.00079 (J)
1/23/2023			<0.01			
1/24/2023	<0.01	<0.01		0.0027 (J)	0.0026 (J)	
1/27/2023						<0.01
8/8/2023	<0.01	<0.01	<0.01	0.0019 (J)	0.0013 (J)	
8/10/2023						0.0014 (J)
2/13/2024	<0.01	<0.01	<0.01	0.0015 (J)	0.0018 (J)	
2/15/2024						<0.01
8/5/2024	<0.01	<0.01	<0.01			
8/6/2024				0.001 (J)	0.00079 (J)	
8/7/2024						0.0012 (J)

ND substitution: RL or RL/2 if <15% NDs.

Time Series

Constituent: Molybdenum (mg/L) Analysis Run 10/16/2024 4:17 PM

Plant Hammond Client: Southern Company Data: Hammond AP-1

	HGWC-11	HGWC-12	HGWC-13	HGWC-7	HGWC-8	HGWC-9
5/20/2016				0.028	0.446	
5/23/2016	0.0164	0.0413 (J)	0.027			0.0187
7/12/2016	0.0251	0.0484	0.0316	0.0273	0.455	0.0229
9/1/2016	0.0259	0.0474	0.0336	0.0274	0.481	0.0239
10/20/2016				0.036	0.472	0.477
10/24/2016	0.0293	0.047	0.0352			
12/6/2016				0.0365	0.52	0.0236
12/7/2016	0.0209	0.0432	0.0383			
1/25/2017				0.0317	0.478	
1/26/2017	0.0277	0.0484	0.041			0.0234
3/21/2017				0.0346	0.547	
3/22/2017	0.011	0.0494	0.0426			0.0219
5/23/2017				0.0336	0.482	0.0242
5/24/2017	0.0373	0.047	0.04			
4/3/2018				0.032	0.44	0.025
4/4/2018	0.013	0.052	0.027			
6/5/2018	0.029		0.027	0.036		
6/6/2018		0.054			0.49	0.027
10/2/2018				0.039	0.47	0.028
10/3/2018	0.02	0.054				
10/5/2018			0.033			
3/12/2019					0.5	
3/13/2019	0.012		0.033	0.04		0.028
3/14/2019		0.046				
4/2/2019				0.041		
4/3/2019	0.01	0.049			0.5	0.03
4/5/2019			0.03			
9/24/2019					0.54	
9/25/2019				0.047		
9/26/2019			0.026			
9/27/2019	0.016	0.052				0.033
3/3/2020	0.011	0.045			0.44	
3/4/2020			0.03	0.045		0.031
3/26/2020		0.045				
3/27/2020				0.044	0.42	
3/30/2020			0.029			
3/31/2020	0.0074 (J)					0.031
6/16/2020					0.45	
6/17/2020				0.048		
9/16/2020				0.046	0.43	
9/17/2020						0.03
9/18/2020	0.032	0.046				
9/21/2020			0.032			
2/10/2021				0.051		
2/12/2021	0.023	0.048				
2/16/2021					0.46	0.035
2/22/2021			0.036			
3/15/2021				0.047	0.41	
3/16/2021	0.015	0.044				0.035
3/17/2021			0.035			
8/16/2021				0.045		
8/17/2021						0.035

Time Series

Constituent: Molybdenum (mg/L) Analysis Run 10/16/2024 4:17 PM

Plant Hammond Client: Southern Company Data: Hammond AP-1

	HGWC-11	HGWC-12	HGWC-13	HGWC-7	HGWC-8	HGWC-9
8/18/2021	0.038	0.045			0.48	
8/19/2021			0.032			
2/9/2022	0.03	0.042				0.034
2/10/2022			0.033	0.045	0.34	
8/3/2022	0.027	0.047	0.035	0.038	0.29	
8/4/2022						0.033
8/11/2022				0.044		
1/26/2023	0.022	0.048	0.023			0.021
1/27/2023				0.039		
2/1/2023					0.29	
7/13/2023					0.3	
7/17/2023			0.017			
8/10/2023	0.014	0.05				
8/11/2023						0.03
8/12/2023			0.016	0.033	0.34	
2/14/2024				0.028	0.18	
2/15/2024	0.029	0.046				0.01
2/16/2024			0.013			
8/7/2024	0.01 (J)	0.044		0.03	0.28	0.015
8/8/2024			0.011			

Time Series

Constituent: Molybdenum (mg/L) Analysis Run 10/16/2024 4:17 PM

Plant Hammond Client: Southern Company Data: Hammond AP-1

	MW-19	MW-20	MW-24D	MW-25D	MW-26D	MW-27D
3/13/2019		<0.01	<0.01		<0.01	<0.01
3/14/2019	0.057			0.0022 (J)		
4/2/2019		<0.01				
4/3/2019	0.04			<0.01	0.0083 (J)	
4/4/2019						0.0018 (J)
4/8/2019			0.00027 (J)			
9/25/2019		<0.01				
9/26/2019			<0.01		0.017	0.0042 (J)
9/27/2019	0.063			<0.01		
11/25/2019					0.02	
3/2/2020		<0.01				
3/3/2020				<0.01		
3/4/2020	0.032		<0.01		0.0074 (J)	0.0058 (J)
3/26/2020	0.033			<0.01		
3/27/2020		<0.01				
3/30/2020			<0.01			
3/31/2020					0.0093 (J)	
4/2/2020						0.003 (J)
9/17/2020		<0.01			0.014	
9/18/2020				0.00094 (J)		0.0018 (J)
9/21/2020	0.064		0.00099 (J)			
2/11/2021		<0.01				
2/12/2021	0.046			<0.01		
2/16/2021			0.00096 (J)		0.022	0.0019 (J)
3/12/2021						0.0008 (J)
3/15/2021		<0.01				
3/16/2021				<0.01		
3/17/2021	0.043		0.001 (J)		0.023	
8/17/2021		<0.01			0.024	0.0016 (J)
8/18/2021	0.032					
8/19/2021			0.00087 (J)	<0.01		
2/9/2022	0.011			<0.01	0.028	
2/10/2022		<0.01	0.0008 (J)			0.0017 (J)
8/3/2022			0.00095 (J)			0.002 (J)
8/4/2022	0.039	<0.01		<0.01	0.028	
1/26/2023	0.012	<0.01	0.0012 (J)	<0.01	0.028	
1/27/2023						0.0014 (J)
8/10/2023	0.033	<0.01		<0.01		
8/11/2023					0.014	
8/12/2023			0.0019 (J)			0.0019 (J)
2/14/2024		<0.01				
2/15/2024	<0.01		0.0085 (J)	<0.01	0.025	
2/16/2024						0.0052 (J)
8/7/2024		<0.01		<0.01		
8/8/2024	0.046		0.0016 (J)		0.023	0.0052 (J)

ND substitution: RL or RL/2 if <15% NDs.

Time Series

Constituent: Molybdenum (mg/L) Analysis Run 10/16/2024 4:17 PM

Plant Hammond Client: Southern Company Data: Hammond AP-1

	MW-28D	MW-29	MW-5	MW-6	MW-7
3/12/2019	0.013	0.0038 (J)			
3/13/2019			<0.01	0.0021 (J)	<0.01
4/2/2019	0.028	0.0028 (J)			
4/3/2019			<0.01	0.0021 (J)	<0.01
9/24/2019		0.0021 (J)			
9/25/2019			<0.01		
9/26/2019	0.017			0.0026 (J)	0.0033 (J)
3/2/2020		0.0025 (J)	<0.01		
3/3/2020				0.0022 (J)	<0.01
3/4/2020	0.009 (J)				
3/26/2020			<0.01		
3/27/2020	0.0068 (J)			0.0026 (J)	
3/30/2020		0.0029 (J)			<0.01
9/16/2020		0.0021 (J)			
9/17/2020			<0.01		
9/21/2020	0.018			0.0025 (J)	0.0015 (J)
2/10/2021	0.02				
2/15/2021		0.0029 (J)			0.0015 (J)
2/16/2021			<0.01	0.0025 (J)	
3/15/2021	0.013	0.0031 (J)			0.0015 (J)
3/16/2021			<0.01	0.0023 (J)	
8/16/2021		0.0027 (J)			
8/17/2021			<0.01	0.0027 (J)	0.003 (J)
8/18/2021	0.022				
2/8/2022					0.0012 (J)
2/9/2022			<0.01	0.0026 (J)	
2/10/2022	0.0031 (J)	0.0036 (J)			
8/3/2022		0.0032 (J)	<0.01	0.0028 (J)	
8/4/2022	0.011				0.0014 (J)
1/26/2023	0.0025 (J)	0.0029 (J)	<0.01	0.0029 (J)	<0.01
8/10/2023		0.003 (J)	<0.01	0.0026 (J)	0.0022 (J)
8/11/2023	0.0011 (J)				
2/14/2024	0.0053 (J)	0.002 (J)		0.0025 (J)	<0.01
2/15/2024			<0.01		
8/7/2024			<0.01	0.0031 (J)	
8/8/2024	0.0014 (J)	0.0038 (J)			0.0021 (J)

ND substitution: RL or RL/2 if <15% NDs.

Time Series

Constituent: pH, Field (SU) Analysis Run 10/16/2024 4:17 PM

Plant Hammond Client: Southern Company Data: Hammond AP-1

	HGWA-1 (bg)	HGWA-2 (bg)	HGWA-3 (bg)	HGWA-43D (bg)	HGWA-44D (bg)	HGWC-10
5/19/2016	7.27	5.81	7.45			
5/23/2016						6.83
7/11/2016	7.06	5.68				
7/12/2016			7.32			6.58
8/30/2016	7.28	5.63	7.43			
9/1/2016						6.54
10/19/2016	7.02	5.46	7.03			
10/24/2016						6.59
12/6/2016	7.09	5.38	7.08			
12/7/2016						6.56
1/24/2017	7.2	5.37	7.39			
1/26/2017						6.83
3/21/2017	7.01	4.9	6.83			
3/22/2017						6.66
5/22/2017	7.11	5.2	7.02			
5/24/2017						6.67
10/3/2017	7.21	5.3	7.47			6.54
4/2/2018	7.1	5.4				
4/3/2018			7.38			
4/4/2018						6.61
6/4/2018	7.06	5.27	7.38			
6/5/2018						6.65
10/1/2018	7.09	5.31	7.13			
10/2/2018						6.55
3/12/2019	7.03	5.42	7.29			
3/13/2019						6.7
4/1/2019			7.16			
4/2/2019	6.86	5.41				
4/3/2019						6.55
9/23/2019	7.02	5.33	7.3			
9/27/2019						6.64
3/2/2020	7.1	5.43	7.12			
3/3/2020						6.67
3/25/2020	6.95	5.36	7.4			
4/1/2020						6.84
6/16/2020	6.97 (D)		7.31 (D)			
9/15/2020	7.15	5.22	7.29			
9/16/2020				7.52	7.83	6.66
11/10/2020				7.27	7.84	
12/15/2020				7.39	7.87	
1/19/2021				7.39	7.86	
2/8/2021	7.11					
2/9/2021		5.42	7.23	7.44	7.84	
2/15/2021						6.83
3/10/2021	6.95				7.92	
3/11/2021		5.8	7.33	7.46		
3/12/2021						6.76
8/11/2021	6.98			7.4		
8/12/2021		5.05	7.31			
8/13/2021					7.77	
8/17/2021						6.75
2/1/2022	7.19	5.24	7.45	7.52	8.25	

Time Series

Constituent: pH, Field (SU) Analysis Run 10/16/2024 4:17 PM

Plant Hammond Client: Southern Company Data: Hammond AP-1

	HGWA-1 (bg)	HGWA-2 (bg)	HGWA-3 (bg)	HGWA-43D (bg)	HGWA-44D (bg)	HGWC-10
2/9/2022						7
8/3/2022						6.73
1/23/2023			7.32			
1/24/2023	6.76	5.22		7.56	8.22	
1/27/2023						6.89
8/8/2023	7.05	5.01	7.42	7.39	8.2	
8/10/2023						6.81
2/13/2024	7.06	5.49	7.35	7.47	8.1	
2/15/2024						6.93
8/5/2024	8.05	4.91	7.27			
8/6/2024				7.46	8.36	
8/7/2024						6.92

Time Series

Constituent: pH, Field (SU) Analysis Run 10/16/2024 4:17 PM

Plant Hammond Client: Southern Company Data: Hammond AP-1

	HGWC-11	HGWC-12	HGWC-13	HGWC-7	HGWC-8	HGWC-9
5/20/2016				7.14	6.99	
5/23/2016	6.22	7.15	7.14			7.23
7/12/2016	6.04	6.87	7.04	7.13	6.88	6.87
9/1/2016	6.26	7.2	7.24	7.29	6.73	7.15
10/20/2016				7.1	6.9	7.05
10/24/2016	6.46	7.1	6.9			
12/6/2016				7.15	6.98	7.15
12/7/2016	6.29	6.92	6.91			
1/25/2017				7.11	7.04	
1/26/2017	6.46	7.05	7.08			6.99
3/21/2017				7.12	6.87	
3/22/2017	5.81	7.08	7.13			7.03
5/23/2017				7.08	6.87	7.05
5/24/2017	6.51	7.11	7.15			
10/3/2017	6.25	7.01	7.32	7.21	6.72	7.07
4/3/2018				7.14	6.87	6.99
4/4/2018	5.86	7.12	7.27			
6/5/2018	6.27		7.2	7.13		
6/6/2018		7.12			6.9	7.02
10/2/2018				7.12	6.9	7.05
10/3/2018	5.97	7.08				
10/5/2018			7.24			
3/12/2019					6.91	
3/13/2019	5.92		7.24	7.27		7.06
3/14/2019		7.09				
4/2/2019				7.27		
4/3/2019	5.69	6.96			6.85	6.88
4/5/2019			7.24			
9/24/2019					6.95	
9/25/2019				7.11		
9/26/2019			6.94			
9/27/2019	5.75	7.07				7.01
3/3/2020	5.95	6.95			7.06	
3/4/2020			7.16	7.17		6.97
3/26/2020		6.99				
3/27/2020				7.05	6.95	
3/30/2020			6.91			
3/31/2020	5.7					7.07
6/16/2020					6.97 (D)	
6/17/2020				7.2 (D)		
9/16/2020				7.3	6.92	
9/17/2020						6.99
9/18/2020	6.42	7.15				
9/21/2020			7.34			
2/10/2021				7.29		
2/12/2021	7.27	6.23				
2/16/2021					7.16	7.26
2/22/2021			7.27			
3/15/2021				7.19	7.09	
3/16/2021	5.95	7.15				7.1
3/17/2021			7.33			
8/16/2021				7.12		

Time Series

Constituent: pH, Field (SU) Analysis Run 10/16/2024 4:17 PM

Plant Hammond Client: Southern Company Data: Hammond AP-1

	HGWC-11	HGWC-12	HGWC-13	HGWC-7	HGWC-8	HGWC-9
8/17/2021						7.1
8/18/2021	6.1	6.89			7.02	
8/19/2021			7.38			
2/9/2022	6.55	7.23				7.3
2/10/2022			7.54	7.22	6.99	
8/3/2022	6.23	7.13	7.09	6.93	6.84	
8/4/2022						7.03
8/11/2022				7.07		
1/26/2023	6.23	7.1	6.9			7.07
1/27/2023				7.25		
2/1/2023					6.6	
7/13/2023					6.65	
7/17/2023			6.67			
8/10/2023	5.9	7.08				
8/11/2023						7.09
8/12/2023			6.89	7.36	6.84	
2/14/2024				7.3	6.66	
2/15/2024	6.36	7.02				6.82
2/16/2024			6.9			
8/7/2024	5.79	7.09		7.58	6.71	7.03
8/8/2024			6.95			

Time Series

Constituent: pH, Field (SU) Analysis Run 10/16/2024 4:17 PM

Plant Hammond Client: Southern Company Data: Hammond AP-1

	MW-19	MW-20	MW-24D	MW-25D	MW-26D	MW-27D
3/13/2019		6.75	7.58		7.4	7.78
3/14/2019	6.48			7.67		
4/2/2019		6.7				
4/3/2019	6.14			7.56	7.25	
4/4/2019						7.63
4/8/2019			7.47			
9/25/2019		6.75				
9/26/2019			7.5		7.16	7.46
9/27/2019	6.33			7.57		
3/2/2020		6.98				
3/3/2020				7.59		
3/4/2020	6.29		7.47		7.14	8.33
3/26/2020	6.28			7.57		
3/27/2020		6.75				
3/30/2020			7.49			
3/31/2020					7.2	
4/2/2020						8.11
9/17/2020		6.78			7.08	
9/18/2020				7.64		7.51
9/21/2020	6.41		7.65			
2/11/2021		6.93				
2/12/2021	6.36			7.77		
2/16/2021			7.69		7.27	7.96
3/12/2021						7.88
3/15/2021		6.97				
3/16/2021				7.76		
3/17/2021	6.34		7.66		7.14	
8/17/2021		7.05			7.14	7.75
8/18/2021	6.28					
8/19/2021			7.61	7.69		
2/9/2022	6.28			7.82	7.32	
2/10/2022		7.19	7.82			7.96
8/3/2022			7.59			7.4
8/4/2022	6.32	6.96		7.66	7.08	
1/26/2023	6.13	6.95	7.6	7.74	7.14	
1/27/2023						7.8
8/10/2023	6.37	6.86		7.73		
8/11/2023					7.2	
8/12/2023			7.61			7.8
2/14/2024		6.95				
2/15/2024	6.11		7.85	7.7	7.23	
2/16/2024						9.12
8/7/2024		6.89		7.67		
8/8/2024	6.47		7.63		7.31	8.8

Time Series

Constituent: pH, Field (SU) Analysis Run 10/16/2024 4:17 PM

Plant Hammond Client: Southern Company Data: Hammond AP-1

	MW-28D	MW-29	MW-5	MW-6	MW-7
3/12/2019	7.46	7.2			
3/13/2019			6.16	6.86	6.37
4/2/2019	7.4	6.91			
4/3/2019			5.96	6.77	6.19
9/24/2019		6.86			
9/25/2019			6.37		
9/26/2019	7.4			6.76	6.5
3/2/2020		7.13	6.12		
3/3/2020				6.78	6.1
3/4/2020	7.55				
3/26/2020			6.14		
3/27/2020	7.42			6.82	
3/30/2020		7.07			6.06
9/16/2020		6.88			
9/17/2020			6.48		
9/21/2020	7.46			6.88	6.5
2/10/2021	7.54				
2/15/2021		7.09			6.77
2/16/2021			5.95	7	
3/15/2021	7.61	7.05			6.66
3/16/2021			5.78	6.96	
8/16/2021		7.08			
8/17/2021			5.99	6.86	6.88
8/18/2021	7.16				
2/8/2022					6.73
2/9/2022			6.13	7.01	
2/10/2022	7.59	7.27			
8/3/2022		6.87	5.96	6.41	
8/4/2022	7.38				6.47
1/26/2023	7.67	7.22	6.07	6.9	6.23
8/10/2023		7.06	6.29	6.85	6.85
8/11/2023	7.5				
2/14/2024	7.5	7.06		7.05	6.57
2/15/2024			6.17		
8/7/2024			6.28	6.9	
8/8/2024	7.52	7.09			6.93

Time Series

Constituent: Selenium (mg/L) Analysis Run 10/16/2024 4:17 PM

Plant Hammond Client: Southern Company Data: Hammond AP-1

	HGWA-1 (bg)	HGWA-2 (bg)	HGWA-3 (bg)	HGWA-43D (bg)	HGWA-44D (bg)	HGWC-10
5/19/2016	<0.005	<0.005	<0.005			
5/23/2016						<0.005
7/11/2016	<0.005	<0.005				
7/12/2016			<0.005			<0.005
8/30/2016	<0.005	<0.005	<0.005			
9/1/2016						<0.005
10/19/2016	<0.005	<0.005	<0.005			
10/24/2016						<0.005
12/6/2016	<0.005	<0.005	<0.005			
12/7/2016						<0.005
1/24/2017	<0.005	<0.005	<0.005			
1/26/2017						0.0041 (J)
3/21/2017	<0.005	<0.005	<0.005			
3/22/2017						<0.005
5/22/2017	<0.005	<0.005	<0.005			
5/24/2017						<0.005
4/2/2018	<0.005	<0.005				
4/3/2018			<0.005			
4/4/2018						<0.005
6/4/2018	<0.005	<0.005	<0.005			
6/5/2018						<0.005
10/1/2018	<0.005	<0.005	<0.005			
10/2/2018						0.0023 (J)
3/12/2019	<0.005	<0.005	<0.005			
3/13/2019						0.0015 (J)
4/1/2019			<0.005			
4/2/2019	<0.005	<0.005				
4/3/2019						<0.005
9/23/2019	<0.005	<0.005	<0.005			
9/27/2019						<0.005
3/2/2020	<0.005	<0.005	<0.005			
3/3/2020						<0.005
3/25/2020	<0.005	<0.005	<0.005			
4/1/2020						0.002 (J)
9/15/2020	<0.005	<0.005	<0.005			
9/16/2020				<0.005	<0.005	<0.005
11/10/2020				<0.005	<0.005	
12/15/2020				<0.005	<0.005	
1/19/2021				<0.005	<0.005	
2/8/2021	<0.005					
2/9/2021		<0.005	<0.005	<0.005	<0.005	
2/15/2021						0.0028 (J)
3/10/2021	0.0047 (J)				<0.005	
3/11/2021		<0.005	<0.005	<0.005		
3/12/2021						<0.005
8/11/2021	<0.005			<0.005		
8/12/2021		<0.005	<0.005			
8/13/2021					<0.005	
8/17/2021						<0.005
2/1/2022	<0.005	<0.005	<0.005	<0.005	<0.005	
2/9/2022						0.0031 (J)
8/2/2022	<0.005	0.0014 (J)	<0.005	<0.005	<0.005	

ND substitution: RL or RL/2 if <15% NDs.

Time Series

Constituent: Selenium (mg/L) Analysis Run 10/16/2024 4:17 PM

Plant Hammond Client: Southern Company Data: Hammond AP-1

	HGWA-1 (bg)	HGWA-2 (bg)	HGWA-3 (bg)	HGWA-43D (bg)	HGWA-44D (bg)	HGWC-10
8/3/2022						0.0017 (J)
1/23/2023			<0.005			
1/24/2023	<0.005	<0.005		<0.005	<0.005	
1/27/2023						0.0035 (J)
8/8/2023	<0.005	0.0019 (J)	<0.005	<0.005	<0.005	
8/10/2023						<0.005
2/13/2024	<0.005	0.002 (J)	<0.005	<0.005	<0.005	
2/15/2024						0.0038 (J)
8/5/2024	<0.005	0.0013 (J)	<0.005			
8/6/2024				<0.005	<0.005	
8/7/2024						<0.005

ND substitution: RL or RL/2 if <15% NDs.

Time Series

Constituent: Selenium (mg/L) Analysis Run 10/16/2024 4:17 PM

Plant Hammond Client: Southern Company Data: Hammond AP-1

	HGWC-11	HGWC-12	HGWC-13	HGWC-7	HGWC-8	HGWC-9
5/20/2016				<0.005	<0.005	
5/23/2016	0.0106	<0.005	<0.005			<0.005
7/12/2016	0.0057 (J)	<0.005	<0.005	<0.005	<0.005	<0.005
9/1/2016	0.0057 (J)	<0.005	<0.005	<0.005	<0.005	<0.005
10/20/2016				<0.005	<0.005	<0.005
10/24/2016	0.0021 (J)	<0.005	<0.005			
12/6/2016				<0.005	0.0024 (J)	0.0037 (J)
12/7/2016	0.0015 (J)	0.0011 (J)	<0.005			
1/25/2017				<0.005	<0.005	
1/26/2017	0.0062 (J)	<0.005	<0.005			<0.005
3/21/2017				<0.005	<0.005	
3/22/2017	0.0263	<0.005	<0.005			<0.005
5/23/2017				<0.005	<0.005	<0.005
5/24/2017	0.0038 (J)	<0.005	<0.005			
4/3/2018				<0.005	<0.005	<0.005
4/4/2018	0.021	<0.005	<0.005			
6/5/2018	0.0062 (J)		<0.005	<0.005		
6/6/2018		<0.005			<0.005	<0.005
10/2/2018				<0.005	<0.005	<0.005
10/3/2018	0.009 (J)	<0.005				
10/5/2018			<0.005			
3/12/2019					<0.005	
3/13/2019	0.023		<0.005	<0.005		<0.005
3/14/2019		<0.005				
4/2/2019				<0.005		
4/3/2019	0.016	<0.005			<0.005	<0.005
4/5/2019			0.00018 (J)			
9/24/2019					<0.005	
9/25/2019				<0.005		
9/26/2019			<0.005			
9/27/2019	0.013	<0.005				<0.005
3/3/2020	0.016	<0.005			<0.005	
3/4/2020			<0.005	<0.005		<0.005
3/26/2020		<0.005				
3/27/2020				<0.005	<0.005	
3/30/2020			<0.005			
3/31/2020	0.019					<0.005
9/16/2020				<0.005	<0.005	
9/17/2020						<0.005
9/18/2020	0.0042 (J)	<0.005				
9/21/2020			0.0016 (J)			
2/10/2021				<0.005		
2/12/2021	0.0079 (J)	<0.005				
2/16/2021					<0.005	<0.005
2/22/2021			<0.005			
3/15/2021				<0.005	<0.005	
3/16/2021	0.015	<0.005				<0.005
3/17/2021			<0.005			
8/16/2021				<0.005		
8/17/2021						<0.005
8/18/2021	0.0033 (J)	<0.005			<0.005	
8/19/2021			<0.005			

ND substitution: RL or RL/2 if <15% NDs.

Time Series

Constituent: Selenium (mg/L) Analysis Run 10/16/2024 4:17 PM

Plant Hammond Client: Southern Company Data: Hammond AP-1

	HGWC-11	HGWC-12	HGWC-13	HGWC-7	HGWC-8	HGWC-9
2/9/2022	0.0035 (J)	<0.005				<0.005
2/10/2022			<0.005	<0.005	<0.005	
8/3/2022	0.0057	<0.005	<0.005	<0.005	<0.005	
8/4/2022						<0.005
8/11/2022				<0.005		
1/26/2023	0.01	<0.005	<0.005			<0.005
1/27/2023				<0.005		
2/1/2023					<0.005	
7/13/2023					<0.005	
7/17/2023			<0.005			
8/10/2023	0.0089	<0.005				
8/11/2023						<0.005
8/12/2023			<0.005	<0.005	<0.005	
2/14/2024				<0.005	<0.005	
2/15/2024	0.0063	<0.005				<0.005
2/16/2024			<0.005			
8/7/2024	0.0084	<0.005		<0.005	<0.005	<0.005
8/8/2024			<0.005			

ND substitution: RL or RL/2 if <15% NDs.

Time Series

Constituent: Selenium (mg/L) Analysis Run 10/16/2024 4:17 PM

Plant Hammond Client: Southern Company Data: Hammond AP-1

	MW-19	MW-20	MW-24D	MW-25D	MW-26D	MW-27D
3/13/2019		<0.005	<0.005		<0.005	<0.005
3/14/2019	<0.005			<0.005		
4/2/2019		<0.005				
4/3/2019	0.007 (J)			<0.005	<0.005	
4/4/2019						0.00012 (J)
4/8/2019			<0.005			
9/25/2019		<0.005				
9/26/2019			<0.005		<0.005	<0.005
9/27/2019	0.0013 (J)			<0.005		
3/2/2020		<0.005				
3/3/2020				<0.005		
3/4/2020	0.0044 (J)		<0.005		<0.005	<0.005
3/26/2020	0.0053 (J)			<0.005		
3/27/2020		<0.005				
3/30/2020			<0.005			
3/31/2020					<0.005	
4/2/2020						<0.005
9/17/2020		<0.005			<0.005	
9/18/2020				<0.005		<0.005
9/21/2020	0.0033 (J)		<0.005			
2/11/2021		<0.005				
2/12/2021	0.0021 (J)			<0.005		
2/16/2021			<0.005		<0.005	<0.005
3/12/2021						<0.005
3/15/2021		<0.005				
3/16/2021				<0.005		
3/17/2021	<0.005		<0.005		<0.005	
8/17/2021		<0.005			<0.005	<0.005
8/18/2021	0.0026 (J)					
8/19/2021			<0.005	<0.005		
2/9/2022	0.0036 (J)			<0.005	<0.005	
2/10/2022		<0.005	<0.005			<0.005
8/3/2022			<0.005			<0.005
8/4/2022	0.0022 (J)	<0.005		<0.005	<0.005	
1/26/2023	0.0056	<0.005	<0.005	<0.005	<0.005	
1/27/2023						<0.005
8/10/2023	0.0038 (J)	<0.005		<0.005		
8/11/2023					<0.005	
8/12/2023			<0.005			<0.005
2/14/2024		<0.005				
2/15/2024	0.0082		<0.005	<0.005	<0.005	
2/16/2024						<0.005
8/7/2024		<0.005		<0.005		
8/8/2024	0.0034 (J)		<0.005		<0.005	<0.005

ND substitution: RL or RL/2 if <15% NDs.

Time Series

Constituent: Selenium (mg/L) Analysis Run 10/16/2024 4:17 PM

Plant Hammond Client: Southern Company Data: Hammond AP-1

	MW-28D	MW-29	MW-5	MW-6	MW-7
3/12/2019	<0.005	<0.005			
3/13/2019			0.0033 (J)	<0.005	0.0016 (J)
4/2/2019	<0.005	<0.005			
4/3/2019			0.0027 (J)	<0.005	<0.005
9/24/2019		<0.005			
9/25/2019			0.0021 (J)		
9/26/2019	<0.005			<0.005	0.0014 (J)
3/2/2020		<0.005	0.0041 (J)		
3/3/2020				<0.005	<0.005
3/4/2020	<0.005				
3/26/2020			0.0039 (J)		
3/27/2020	<0.005			<0.005	
3/30/2020		<0.005			0.0014 (J)
9/16/2020		<0.005			
9/17/2020			0.0028 (J)		
9/21/2020	<0.005			<0.005	0.0026 (J)
2/10/2021	<0.005				
2/15/2021		<0.005			<0.005
2/16/2021			0.0035 (J)	<0.005	
3/15/2021	<0.005	<0.005			0.0021 (J)
3/16/2021			0.0026 (J)	<0.005	
8/16/2021		<0.005			
8/17/2021			0.0017 (J)	<0.005	<0.005
8/18/2021	<0.005				
2/8/2022					0.0015 (J)
2/9/2022			0.0027 (J)	<0.005	
2/10/2022	<0.005	<0.005			
8/3/2022		<0.005	0.0032 (J)	<0.005	
8/4/2022	<0.005				<0.005
1/26/2023	<0.005	<0.005	0.0045 (J)	<0.005	<0.005
8/10/2023		<0.005	0.002 (J)	<0.005	<0.005
8/11/2023	<0.005				
2/14/2024	<0.005	<0.005		0.0013 (J)	<0.005
2/15/2024			0.0043 (J)		
8/7/2024			0.003 (J)	<0.005	
8/8/2024	<0.005	<0.005			0.0015 (J)

ND substitution: RL or RL/2 if <15% NDs.

Time Series

Constituent: Sulfate (mg/L) Analysis Run 10/16/2024 4:17 PM

Plant Hammond Client: Southern Company Data: Hammond AP-1

	HGWA-1 (bg)	HGWA-2 (bg)	HGWA-3 (bg)	HGWA-43D (bg)	HGWA-44D (bg)	HGWC-10
5/19/2016	66.9	48.6	42.3			
5/23/2016						175
7/11/2016	41	45				
7/12/2016			44			190
8/30/2016	36	42	40			
9/1/2016						190
10/19/2016	46	44	43			
10/24/2016						190
12/6/2016	59	44	43			
12/7/2016						200
1/24/2017	46	46	48			
1/26/2017						90
3/21/2017	63	46	45			
3/22/2017						170
5/22/2017	77	48	46			
5/24/2017						190
10/3/2017	42	47	48			200
6/4/2018	71.8	47.8	46.6			
6/5/2018						205
10/1/2018	49.1	48.1	48.6			
10/2/2018						178
4/1/2019			50.4			
4/2/2019	84.3	48.7				
4/3/2019						159
9/23/2019	70.2	47.2	43.9			
9/27/2019						181
3/25/2020	85.9	46.3	50.5			
4/1/2020						59
6/16/2020	88.2		49.5			
9/15/2020	47.3	51.5	44.7			
9/16/2020				43	6.9	169
11/10/2020				39	6.3	
12/15/2020				38.8	6.7	
1/19/2021				37.3	7.4	
3/10/2021	49.6				<1	
3/11/2021		52.9	50.4	38.6		
3/12/2021						120
8/11/2021	48.9			30.5		
8/12/2021		47.4	38.6			
8/13/2021					56.1	
8/17/2021						156
2/1/2022	43.7	67.1	46	37.5	56.3	
2/9/2022						49.2
8/2/2022	58.1	86.9	43.5	37	13.2	
8/3/2022						119
1/23/2023			39.5			
1/24/2023	48.3	79.7		34.7	10.1	
1/27/2023						37.3
8/8/2023	67.7	89.9	35	25.6	1.3	
8/10/2023						128
2/13/2024	50.4	93.9	35.5	28.9	2	
2/15/2024						51.2

ND substitution: RL or RL/2 if <15% NDs.

Time Series

Constituent: Sulfate (mg/L) Analysis Run 10/16/2024 4:17 PM

Plant Hammond Client: Southern Company Data: Hammond AP-1

	HGWA-1 (bg)	HGWA-2 (bg)	HGWA-3 (bg)	HGWA-43D (bg)	HGWA-44D (bg)	HGWC-10
8/5/2024	49.4	87.2	31.1			
8/6/2024				25.5	0.86 (J)	
8/7/2024						111

Time Series

Constituent: Sulfate (mg/L) Analysis Run 10/16/2024 4:17 PM

Plant Hammond Client: Southern Company Data: Hammond AP-1

	HGWC-11	HGWC-12	HGWC-13	HGWC-7	HGWC-8	HGWC-9
5/20/2016				96	219	
5/23/2016	260	288	215			207
7/12/2016	390	320	210	100	230	230
9/1/2016	240	300	190	100	230	230
10/20/2016				110	240	240
10/24/2016	370	270	180			
12/6/2016				110	250	240
12/7/2016	260	280	120			
1/25/2017				110	260	
1/26/2017	230	260	83			270
3/21/2017				110	240	
3/22/2017	330	220	100			240
5/23/2017				110	270	240
5/24/2017	230	210	110			
10/3/2017	230	190	67	120	230	240
6/5/2018	204		187	117		
6/6/2018		162			190	214
10/2/2018				120	193	218
10/3/2018	233	191				
10/5/2018			78.3			
4/2/2019				127		
4/3/2019	298	176			194	214
4/5/2019			105			
9/24/2019					133	
9/25/2019				109		
9/26/2019			444			
9/27/2019	<10	198				214
3/26/2020		182				
3/27/2020				109	173	
3/30/2020			393			
3/31/2020	283					185
6/16/2020					157	
6/17/2020				102		
9/16/2020				109	194	
9/17/2020						209
9/18/2020	272	266				
9/21/2020			359			
3/15/2021				107	272	
3/16/2021	291	248				211
3/17/2021			384			
8/16/2021				98.1		
8/17/2021						207
8/18/2021	237	226			245	
8/19/2021			339			
2/9/2022	276	252				224
2/10/2022			371	97.5	224	
8/3/2022	254	236	451	105	241	
8/4/2022						243
8/11/2022				121		
1/26/2023	209	228	495			217
1/27/2023				119		
2/1/2023					179	

ND substitution: RL or RL/2 if <15% NDs.

Time Series

Constituent: Sulfate (mg/L) Analysis Run 10/16/2024 4:17 PM

Plant Hammond Client: Southern Company Data: Hammond AP-1

	HGWC-11	HGWC-12	HGWC-13	HGWC-7	HGWC-8	HGWC-9
7/13/2023					163	
7/17/2023			393			
8/10/2023	190	209				
8/11/2023						197
8/12/2023			347	84.2	170	
2/14/2024				102	137	
2/15/2024	208	240				199
2/16/2024			285			
8/7/2024	206	220		86.5	124	187
8/8/2024			239			

Time Series

Constituent: Sulfate (mg/L) Analysis Run 10/16/2024 4:17 PM

Plant Hammond Client: Southern Company Data: Hammond AP-1

	MW-19	MW-20	MW-24D	MW-25D	MW-26D	MW-27D
4/2/2019		122				
4/3/2019	105			53	131	
4/4/2019						11.8
4/8/2019			97.3			
9/25/2019		112				
9/26/2019			91		189	15.6
9/27/2019	170			48		
3/26/2020	310			32.3		
3/27/2020		114				
3/30/2020			84.9			
3/31/2020					129	
4/2/2020						13.3
9/17/2020		110			174	
9/18/2020				27.4		7.5
9/21/2020	305		114			
3/12/2021						7.4
3/15/2021		109				
3/16/2021				9.4		
3/17/2021	260		137		212	
8/17/2021		98.6			194	8.2
8/18/2021	219					
8/19/2021			130	4.1		
2/9/2022	221			1.7	224	
2/10/2022		95.9	127			13.2
8/3/2022			135			9.5
8/4/2022	412	110		0.97 (J)	239	
1/26/2023	214	109	152	0.59 (J)	240	
1/27/2023						9.1
8/10/2023	210	100		0.62 (J)		
8/11/2023					159	
8/12/2023			146			7.6
2/14/2024		104				
2/15/2024	161		115	<1	219	
2/16/2024						6.7
8/7/2024		91.1		0.79 (J)		
8/8/2024	170		134		187	6.6

ND substitution: RL or RL/2 if <15% NDs.

Time Series

Constituent: Sulfate (mg/L) Analysis Run 10/16/2024 4:17 PM

Plant Hammond Client: Southern Company Data: Hammond AP-1

	MW-28D	MW-29	MW-5	MW-6	MW-7
4/2/2019	67.7	151			
4/3/2019			218	228	75.3
9/24/2019		154			
9/25/2019			134		
9/26/2019	96.2			225	129
3/26/2020			176		
3/27/2020	36			204	
3/30/2020		130			46.2
9/16/2020		143			
9/17/2020			153		
9/21/2020	84.2			221	114
3/15/2021	50.1	148			92.1
3/16/2021			162	189	
8/16/2021		136			
8/17/2021			154	194	105
8/18/2021	82.1				
2/8/2022					80.4
2/9/2022			123	197	
2/10/2022	32.5	141			
8/3/2022		140	135	190	
8/4/2022	80.5				76
1/26/2023	40.8	161	137	203	26
8/10/2023		134	137	174	67.3
8/11/2023	15.4				
2/14/2024	61.6	146		189	24.5
2/15/2024			110		
8/7/2024			135	163	
8/8/2024	14.3	140			61.5

Time Series

Constituent: Thallium (mg/L) Analysis Run 10/16/2024 4:17 PM

Plant Hammond Client: Southern Company Data: Hammond AP-1

	HGWA-1 (bg)	HGWA-2 (bg)	HGWA-3 (bg)	HGWA-43D (bg)	HGWA-44D (bg)	HGWC-10
5/19/2016	<0.001	<0.001	<0.001			
5/23/2016						<0.001
7/11/2016	<0.001	<0.001				
7/12/2016			<0.001			<0.001
8/30/2016	<0.001	<0.001	<0.001			
9/1/2016						<0.001
10/19/2016	<0.001	<0.001	<0.001			
10/24/2016						<0.001
12/6/2016	<0.001	<0.001	<0.001			
12/7/2016						<0.001
1/24/2017	<0.001	<0.001	<0.001			
1/26/2017						<0.001
3/21/2017	<0.001	3E-05 (J)	<0.001			
3/22/2017						<0.001
5/22/2017	<0.001	<0.001	<0.001			
5/24/2017						<0.001
4/2/2018	<0.001	<0.001				
4/3/2018			<0.001			
4/4/2018						<0.001
6/4/2018	<0.001	<0.001	<0.001			
6/5/2018						<0.001
10/1/2018	<0.001	<0.001	<0.001			
10/2/2018						<0.001
3/12/2019	<0.001	<0.001	<0.001			
3/13/2019						<0.001
4/1/2019			<0.001			
4/2/2019	<0.001	<0.001				
4/3/2019						<0.001
9/23/2019	<0.001	<0.001	<0.001			
9/27/2019						<0.001
3/2/2020	<0.001	<0.001	<0.001			
3/3/2020						<0.001
3/25/2020	<0.001	<0.001	<0.001			
4/1/2020						<0.001
9/15/2020	<0.001	<0.001	<0.001			
9/16/2020				<0.001	<0.001	<0.001
11/10/2020				<0.001	<0.001	
12/15/2020				<0.001	<0.001	
1/19/2021				<0.001	<0.001	
2/8/2021	<0.001					
2/9/2021		<0.001	<0.001	<0.001	<0.001	
2/15/2021						<0.001
3/10/2021	<0.001				<0.001	
3/11/2021		<0.001	<0.001	<0.001		
3/12/2021						<0.001
8/11/2021	<0.001			<0.001		
8/12/2021		<0.001	<0.001			
8/13/2021					<0.001	
8/17/2021						<0.001
2/1/2022	<0.001	<0.001	<0.001	<0.001	<0.001	
2/9/2022						<0.001
8/2/2022	<0.001	<0.001	<0.001	<0.001	<0.001	

ND substitution: RL or RL/2 if <15% NDs.

Time Series

Constituent: Thallium (mg/L) Analysis Run 10/16/2024 4:17 PM

Plant Hammond Client: Southern Company Data: Hammond AP-1

	HGWA-1 (bg)	HGWA-2 (bg)	HGWA-3 (bg)	HGWA-43D (bg)	HGWA-44D (bg)	HGWC-10
8/3/2022						<0.001
1/23/2023			<0.001			
1/24/2023	<0.001	<0.001		<0.001	<0.001	
1/27/2023						<0.001
8/8/2023	<0.001	<0.001	<0.001	<0.001	<0.001	
8/10/2023						<0.001
2/13/2024	<0.001	<0.001	<0.001	<0.001	<0.001	
2/15/2024						<0.001
8/5/2024	<0.001	<0.001	<0.001			
8/6/2024				<0.001	<0.001	
8/7/2024						<0.001

ND substitution: RL or RL/2 if <15% NDs.

Time Series

Constituent: Thallium (mg/L) Analysis Run 10/16/2024 4:17 PM

Plant Hammond Client: Southern Company Data: Hammond AP-1

	HGWC-11	HGWC-12	HGWC-13	HGWC-7	HGWC-8	HGWC-9
5/20/2016				<0.001	<0.001	
5/23/2016	<0.001	<0.001	0.000378 (J)			<0.001
7/12/2016	8E-05 (J)	0.0002 (J)	0.0004 (J)	<0.001	7E-05 (J)	<0.001
9/1/2016	<0.001	<0.001	0.0004 (J)	<0.001	<0.001	<0.001
10/20/2016				<0.001	<0.001	<0.001
10/24/2016	<0.001	<0.001	0.0005 (J)			
12/6/2016				<0.001	<0.001	<0.001
12/7/2016	<0.001	<0.001	0.0004 (J)			
1/25/2017				<0.001	<0.001	
1/26/2017	<0.001	<0.001	0.0004 (J)			<0.001
3/21/2017				<0.001	9E-05 (J)	
3/22/2017	<0.001	0.0001 (J)	0.0004 (J)			<0.001
5/23/2017				<0.001	8E-05 (J)	<0.001
5/24/2017	8E-05 (J)	9E-05 (J)	0.0003 (J)			
4/3/2018				<0.001	<0.001	<0.001
4/4/2018	<0.001	<0.001	0.00032 (J)			
6/5/2018	<0.001		0.00035 (J)	<0.001		
6/6/2018		<0.001			<0.001	<0.001
10/2/2018				<0.001	<0.001	<0.001
10/3/2018	<0.001	<0.001				
10/5/2018			0.00025 (J)			
3/12/2019					<0.001	
3/13/2019	<0.001		0.00039 (J)	<0.001		<0.001
3/14/2019		<0.001				
4/2/2019				<0.001		
4/3/2019	<0.001	<0.001			<0.001	<0.001
4/5/2019			0.00034 (J)			
9/24/2019					0.00011 (J)	
9/25/2019				<0.001		
9/26/2019			0.00039 (J)			
9/27/2019	<0.001	8.8E-05 (J)				<0.001
3/3/2020	<0.001	6.6E-05 (J)			6.1E-05 (J)	
3/4/2020			0.00056 (J)	<0.001		<0.001
3/26/2020		8E-05 (J)				
3/27/2020				<0.001	7.7E-05 (J)	
3/30/2020			0.00048 (J)			
3/31/2020	<0.001					<0.001
9/16/2020				<0.001	<0.001	
9/17/2020						<0.001
9/18/2020	<0.001	<0.001				
9/21/2020			0.00036 (J)			
2/10/2021				<0.001		
2/12/2021	<0.001	<0.001				
2/16/2021					<0.001	<0.001
2/22/2021			0.0003 (J)			
3/15/2021				<0.001	<0.001	
3/16/2021	<0.001	<0.001				<0.001
3/17/2021			0.00037 (J)			
8/16/2021				<0.001		
8/17/2021						<0.001
8/18/2021	<0.001	<0.001			<0.001	
8/19/2021			0.0002 (J)			

ND substitution: RL or RL/2 if <15% NDs.

Time Series

Constituent: Thallium (mg/L) Analysis Run 10/16/2024 4:17 PM

Plant Hammond Client: Southern Company Data: Hammond AP-1

	HGWC-11	HGWC-12	HGWC-13	HGWC-7	HGWC-8	HGWC-9
2/9/2022	<0.001	<0.001				<0.001
2/10/2022			<0.001	<0.001	<0.001	
8/3/2022	<0.001	<0.001	<0.001	<0.001	0.00018 (J)	
8/4/2022						<0.001
8/11/2022				<0.001		
1/26/2023	<0.001	<0.001	0.00031 (J)			<0.001
1/27/2023				<0.001		
2/1/2023					<0.001	
7/13/2023					0.00026 (J)	
7/17/2023			0.0003 (J)			
8/10/2023	<0.001	<0.001				
8/11/2023						<0.001
8/12/2023			0.00028 (J)	<0.001	<0.001	
2/14/2024				<0.001	<0.001	
2/15/2024	<0.001	<0.001				<0.001
2/16/2024			<0.001			
8/7/2024	<0.001	<0.001		<0.001	<0.001	<0.001
8/8/2024			<0.001			

ND substitution: RL or RL/2 if <15% NDs.

Time Series

Constituent: Thallium (mg/L) Analysis Run 10/16/2024 4:17 PM

Plant Hammond Client: Southern Company Data: Hammond AP-1

	MW-19	MW-20	MW-24D	MW-25D	MW-26D	MW-27D
3/13/2019		<0.001	<0.001		<0.001	<0.001
3/14/2019	<0.001			<0.001		
4/2/2019		<0.001				
4/3/2019	<0.001			<0.001	<0.001	
4/4/2019						<0.001
4/8/2019			<0.001			
9/25/2019		<0.001				
9/26/2019			<0.001		<0.001	<0.001
9/27/2019	0.00027 (J)			<0.001		
3/2/2020		<0.001				
3/3/2020				<0.001		
3/4/2020	0.00026 (J)		<0.001		<0.001	<0.001
3/26/2020	0.00026 (J)			<0.001		
3/27/2020		<0.001				
3/30/2020			<0.001			
3/31/2020					<0.001	
4/2/2020						<0.001
9/17/2020		<0.001			<0.001	
9/18/2020				<0.001		<0.001
9/21/2020	0.0003 (J)		<0.001			
2/11/2021		<0.001				
2/12/2021	0.00019 (J)			<0.001		
2/16/2021			<0.001		<0.001	<0.001
3/12/2021						<0.001
3/15/2021		<0.001				
3/16/2021				<0.001		
3/17/2021	0.00026 (J)		<0.001		<0.001	
8/17/2021		<0.001			<0.001	<0.001
8/18/2021	0.00023 (J)					
8/19/2021			<0.001	<0.001		
2/9/2022	<0.001			<0.001	<0.001	
2/10/2022		<0.001	<0.001			<0.001
8/3/2022			<0.001			<0.001
8/4/2022	0.00026 (J)	<0.001		<0.001	<0.001	
1/26/2023	<0.001	<0.001	<0.001	<0.001	<0.001	
1/27/2023						<0.001
8/10/2023	<0.001	<0.001		<0.001		
8/11/2023					<0.001	
8/12/2023			<0.001			<0.001
2/14/2024		<0.001				
2/15/2024	<0.001		<0.001	<0.001	<0.001	
2/16/2024						<0.001
8/7/2024		<0.001		<0.001		
8/8/2024	0.00043 (J)		<0.001		<0.001	<0.001

ND substitution: RL or RL/2 if <15% NDs.

Time Series

Constituent: Thallium (mg/L) Analysis Run 10/16/2024 4:17 PM

Plant Hammond Client: Southern Company Data: Hammond AP-1

	MW-28D	MW-29	MW-5	MW-6	MW-7
3/12/2019	<0.001	<0.001			
3/13/2019			<0.001	<0.001	<0.001
4/2/2019	<0.001	<0.001			
4/3/2019			<0.001	<0.001	<0.001
9/24/2019		6.4E-05 (J)			
9/25/2019			<0.001		
9/26/2019	<0.001			<0.001	<0.001
3/2/2020		<0.001	<0.001		
3/3/2020				8.2E-05 (J)	<0.001
3/4/2020	9.2E-05 (J)				
3/26/2020			<0.001		
3/27/2020	<0.001			<0.001	
3/30/2020		<0.001			<0.001
9/16/2020		<0.001			
9/17/2020			<0.001		
9/21/2020	<0.001			<0.001	<0.001
2/10/2021	<0.001				
2/15/2021		<0.001			<0.001
2/16/2021			<0.001	<0.001	
3/15/2021	<0.001	<0.001			<0.001
3/16/2021			<0.001	<0.001	
8/16/2021		<0.001			
8/17/2021			<0.001	<0.001	<0.001
8/18/2021	<0.001				
2/8/2022					<0.001
2/9/2022			<0.001	<0.001	
2/10/2022	<0.001	<0.001			
8/3/2022		<0.001	<0.001	<0.001	
8/4/2022	<0.001				<0.001
1/26/2023	<0.001	<0.001	<0.001	<0.001	<0.001
8/10/2023		<0.001	<0.001	<0.001	<0.001
8/11/2023	<0.001				
2/14/2024	<0.001	<0.001		<0.001	<0.001
2/15/2024			<0.001		
8/7/2024			<0.001	<0.001	
8/8/2024	<0.001	<0.001			<0.001

ND substitution: RL or RL/2 if <15% NDs.

Time Series

Constituent: Total Dissolved Solids (mg/L) Analysis Run 10/16/2024 4:17 PM

Plant Hammond Client: Southern Company Data: Hammond AP-1

	HGWA-1 (bg)	HGWA-2 (bg)	HGWA-3 (bg)	HGWA-43D (bg)	HGWA-44D (bg)	HGWC-10
5/19/2016	421	143	267			
5/23/2016						629
7/11/2016	363	125				
7/12/2016			249			661
8/30/2016	330	168	254			
9/1/2016						769
10/19/2016	380	176	357			
10/24/2016						643
12/6/2016	377	145	285			
12/7/2016						697
1/24/2017	342	129	300			
1/26/2017						368
3/21/2017	340	103	288			
3/22/2017						683
5/22/2017	338	92	263			
5/24/2017						696
10/3/2017	343	127	300			746
6/4/2018	415	140	266			
6/5/2018						679
10/1/2018	354	135	291			
10/2/2018						572
4/1/2019			284			
4/2/2019	452	133				
4/3/2019						525
9/23/2019	442	129	268			
9/27/2019						624
3/25/2020	496	138	284			
4/1/2020						290
6/16/2020	632		448			
9/15/2020	265	124	258			
9/16/2020				272	270	490
11/10/2020				307	287	
12/15/2020				289	295	
1/19/2021				270	278	
3/10/2021	348				289	
3/11/2021		169	267	279		
3/12/2021						490 (H1)
8/11/2021	366			277		
8/12/2021		118	265			
8/13/2021					436	
8/17/2021						496
2/1/2022	270	156	350	156	444	
2/9/2022						250
8/2/2022	400	196	287	278	311	
8/3/2022						433
1/23/2023			293			
1/24/2023	369	164		271	363	
1/27/2023						188
8/8/2023	457	189	285	274	361	
8/10/2023						504
2/13/2024	402	214	284	291	379	
2/15/2024						229

Time Series

Constituent: Total Dissolved Solids (mg/L) Analysis Run 10/16/2024 4:17 PM

Plant Hammond Client: Southern Company Data: Hammond AP-1

	HGWA-1 (bg)	HGWA-2 (bg)	HGWA-3 (bg)	HGWA-43D (bg)	HGWA-44D (bg)	HGWC-10
8/5/2024	444	217	304			
8/6/2024				283	380	
8/7/2024						501

Time Series

Constituent: Total Dissolved Solids (mg/L) Analysis Run 10/16/2024 4:17 PM

Plant Hammond Client: Southern Company Data: Hammond AP-1

	HGWC-11	HGWC-12	HGWC-13	HGWC-7	HGWC-8	HGWC-9
5/20/2016				427	711	
5/23/2016	564	1060	683			984
7/12/2016	627	909	563	410	704	887
9/1/2016	656	1480	702	484	763	956
10/20/2016				393	644	642
10/24/2016	836	868	647			
12/6/2016				492	733	899
12/7/2016	748	811	465			
1/25/2017				461	744	
1/26/2017	571	846	411			869
3/21/2017				415	818	
3/22/2017	597	804	427			936
5/23/2017				450	765	939
5/24/2017	566	803	377			
10/3/2017	443	608	268	464	812	1040
6/5/2018	489		528	459		
6/6/2018		535			611	810
10/2/2018				426	597	693
10/3/2018	449	607				
10/5/2018			322			
4/2/2019				428		
4/3/2019	483	462			543	673
4/5/2019			331			
9/24/2019					457	
9/25/2019				503		
9/26/2019			1010			
9/27/2019	528	653				730
3/26/2020		533				
3/27/2020				413	541	
3/30/2020			895			
3/31/2020	565					1010
6/16/2020					573	
6/17/2020				423		
9/16/2020				392	552	
9/17/2020						680
9/18/2020	626	704				
9/21/2020			732			
3/15/2021				370	614	
3/16/2021	558	614				672
3/17/2021			716			
8/16/2021				407		
8/17/2021						704
8/18/2021	566	600			620	
8/19/2021			726			
2/9/2022	544	678				756
2/10/2022			814	414	578	
8/3/2022	572	650	958	441	648	
8/4/2022						760
8/11/2022				445		
1/26/2023	429	624	962			745
1/27/2023				473		
2/1/2023					528	

Time Series

Constituent: Total Dissolved Solids (mg/L) Analysis Run 10/16/2024 4:17 PM

Plant Hammond Client: Southern Company Data: Hammond AP-1

	HGWC-11	HGWC-12	HGWC-13	HGWC-7	HGWC-8	HGWC-9
7/13/2023					513	
7/17/2023			817			
8/10/2023	438	683				
8/11/2023						757
8/12/2023			803	378	564	
2/14/2024				440	407	
2/15/2024	491	660				663
2/16/2024			666			
8/7/2024	437	642		417	469	731
8/8/2024			544			

Time Series

Constituent: Total Dissolved Solids (mg/L) Analysis Run 10/16/2024 4:17 PM

Plant Hammond Client: Southern Company Data: Hammond AP-1

	MW-19	MW-20	MW-24D	MW-25D	MW-26D	MW-27D
4/2/2019		435				
4/3/2019	310			15 (J)	493	
4/4/2019						203
4/8/2019			323			
9/25/2019		461				
9/26/2019			360		643	265
9/27/2019	442			409		
3/26/2020	626			385		
3/27/2020		429				
3/30/2020			280			
3/31/2020					623	
4/2/2020						224
9/17/2020		460			732	
9/18/2020				382		211
9/21/2020	608		391			
3/12/2021						215
3/15/2021		406				
3/16/2021				347		
3/17/2021	543		420		738	
8/17/2021		437			746	239
8/18/2021	464					
8/19/2021			420	373		
2/9/2022	503			364	734	
2/10/2022		459	412			242
8/3/2022			415			230
8/4/2022	762	431		302	788	
1/26/2023	490	482	412	346	741	
1/27/2023						255
8/10/2023	524	429		325		
8/11/2023					706	
8/12/2023			449			238
2/14/2024		459				
2/15/2024	402		343	334	666	
2/16/2024						348
8/7/2024		462		323		
8/8/2024	472		428		689	217

Time Series

Constituent: Total Dissolved Solids (mg/L) Analysis Run 10/16/2024 4:17 PM

Plant Hammond Client: Southern Company Data: Hammond AP-1

	MW-28D	MW-29	MW-5	MW-6	MW-7
4/2/2019	350	548			
4/3/2019			396	437	213
9/24/2019		603			
9/25/2019			460		
9/26/2019	418			735	383
3/26/2020			385		
3/27/2020	287			676	
3/30/2020		552			142
9/16/2020		547			
9/17/2020			486		
9/21/2020	393			656	326
3/15/2021	293	555			293
3/16/2021			333	600	
8/16/2021		512			
8/17/2021			339	656	344
8/18/2021	396				
2/8/2022					290
2/9/2022			314	652	
2/10/2022	299	508			
8/3/2022		538	391	666	
8/4/2022	378				246
1/26/2023	349	632	363	646	89
8/10/2023		564	423	626	305
8/11/2023	296				
2/14/2024	356	612		633	113
2/15/2024			328		
8/7/2024			487	606	
8/8/2024	331	596			288

FIGURE B.

Sanitas™ v.10.0.22 Software licensed to Groundwater Stats Consulting. UG

Box & Whiskers Plot

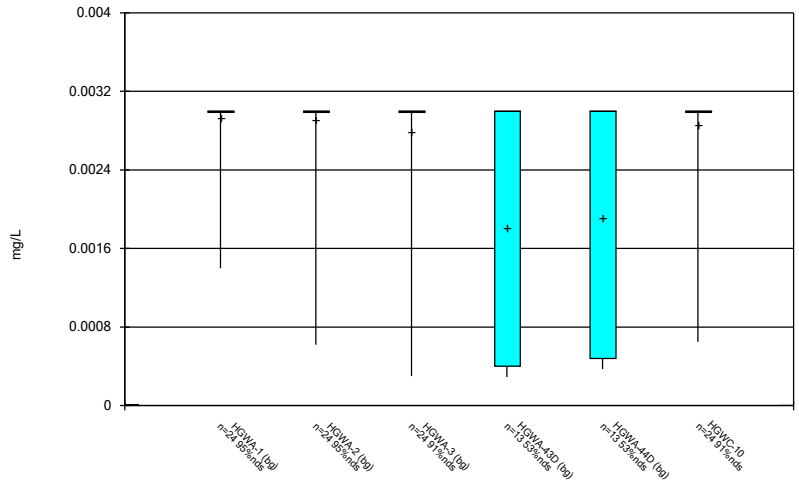

Constituent: Antimony Analysis Run 10/16/2024 4:20 PM

Plant Hammond Client: Southern Company Data: Hammond AP-1

Sanitas™ v.10.0.22 Software licensed to Groundwater Stats Consulting. UG

Box & Whiskers Plot

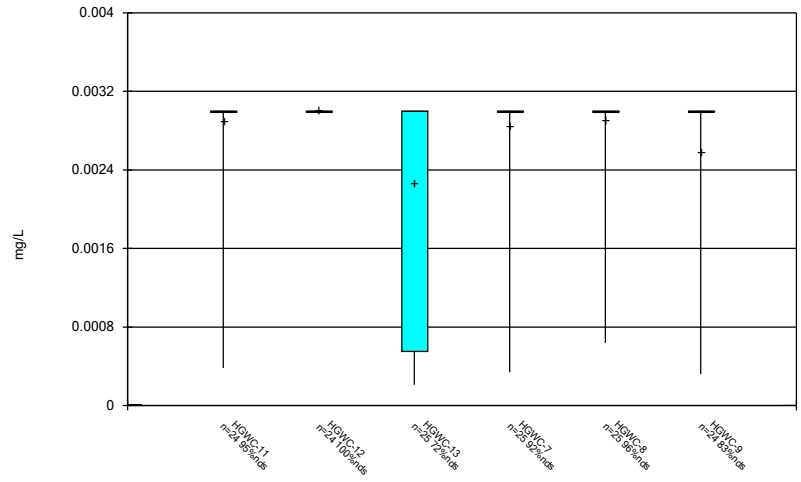

Constituent: Antimony Analysis Run 10/16/2024 4:20 PM

Plant Hammond Client: Southern Company Data: Hammond AP-1

Sanitas™ v.10.0.22 Software licensed to Groundwater Stats Consulting. UG

Box & Whiskers Plot

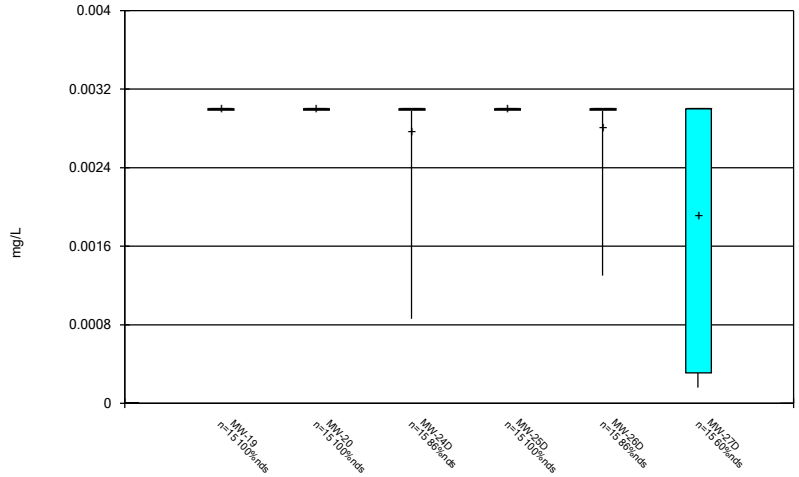

Constituent: Antimony Analysis Run 10/16/2024 4:20 PM

Plant Hammond Client: Southern Company Data: Hammond AP-1

Sanitas™ v.10.0.22 Software licensed to Groundwater Stats Consulting. UG

Box & Whiskers Plot

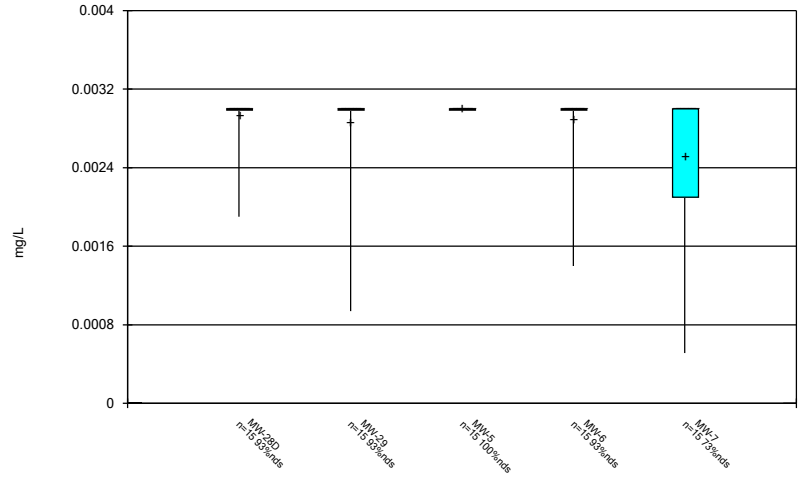

Constituent: Antimony Analysis Run 10/16/2024 4:20 PM

Plant Hammond Client: Southern Company Data: Hammond AP-1

Sanitas™ v.10.0.22 Software licensed to Groundwater Stats Consulting. UG

Box & Whiskers Plot

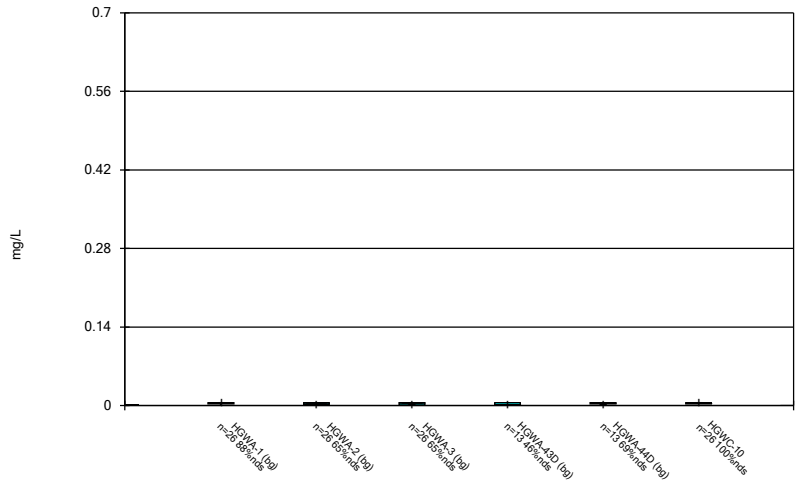

Constituent: Arsenic Analysis Run 10/16/2024 4:20 PM

Plant Hammond Client: Southern Company Data: Hammond AP-1

Sanitas™ v.10.0.22 Software licensed to Groundwater Stats Consulting. UG

Box & Whiskers Plot

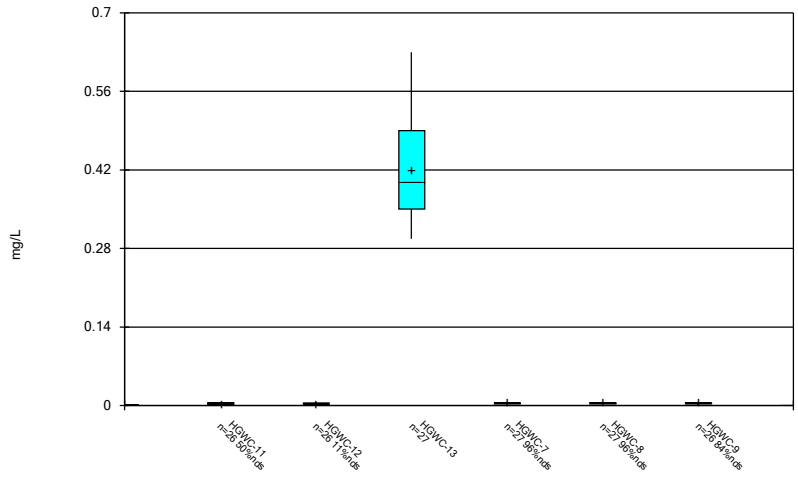

Constituent: Arsenic Analysis Run 10/16/2024 4:20 PM

Plant Hammond Client: Southern Company Data: Hammond AP-1

Sanitas™ v.10.0.22 Software licensed to Groundwater Stats Consulting. UG

Box & Whiskers Plot

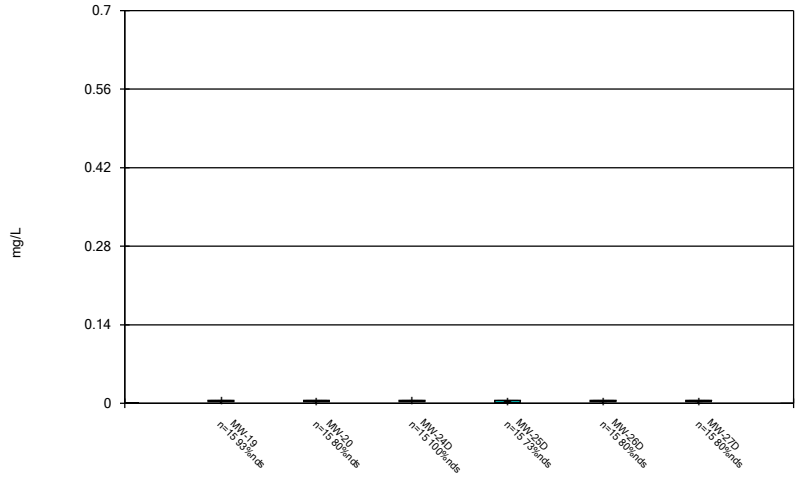

Constituent: Arsenic Analysis Run 10/16/2024 4:20 PM

Plant Hammond Client: Southern Company Data: Hammond AP-1

Sanitas™ v.10.0.22 Software licensed to Groundwater Stats Consulting. UG

Box & Whiskers Plot

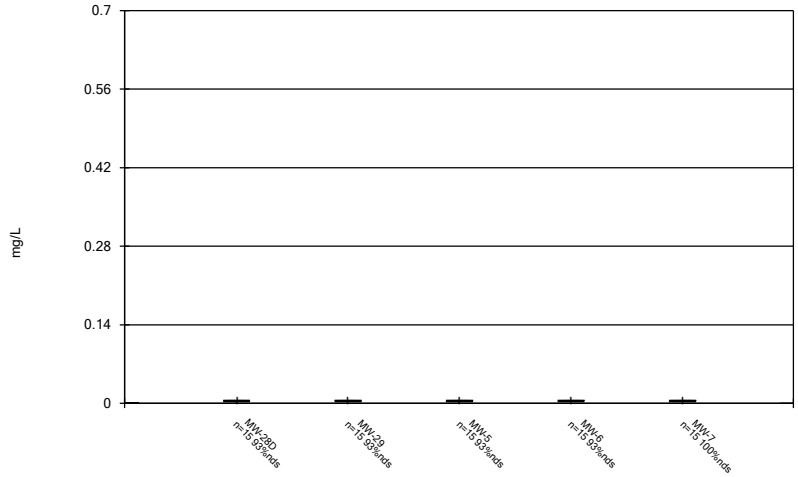

Constituent: Arsenic Analysis Run 10/16/2024 4:20 PM

Plant Hammond Client: Southern Company Data: Hammond AP-1

Sanitas™ v.10.0.22 Software licensed to Groundwater Stats Consulting. UG

Box & Whiskers Plot

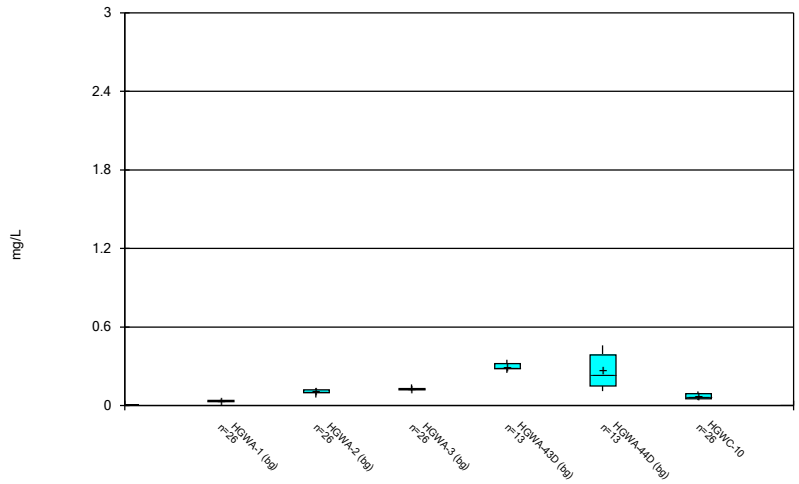

Constituent: Barium Analysis Run 10/16/2024 4:20 PM

Plant Hammond Client: Southern Company Data: Hammond AP-1

Sanitas™ v.10.0.22 Software licensed to Groundwater Stats Consulting. UG

Box & Whiskers Plot

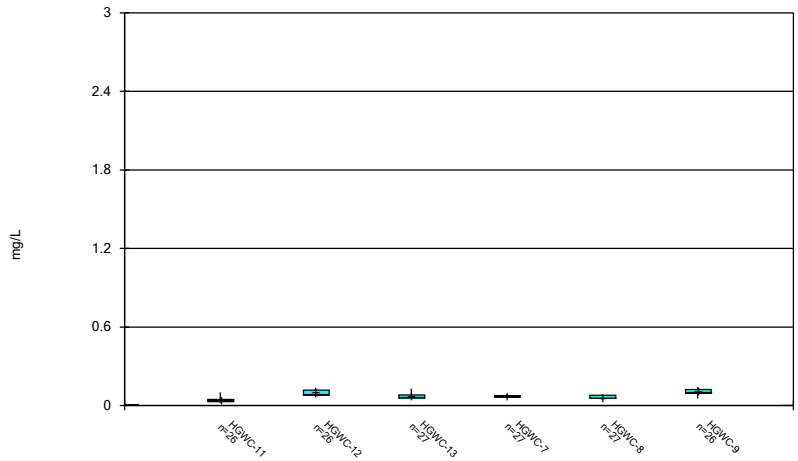

Constituent: Barium Analysis Run 10/16/2024 4:20 PM

Plant Hammond Client: Southern Company Data: Hammond AP-1

Sanitas™ v.10.0.22 Software licensed to Groundwater Stats Consulting. UG

Box & Whiskers Plot

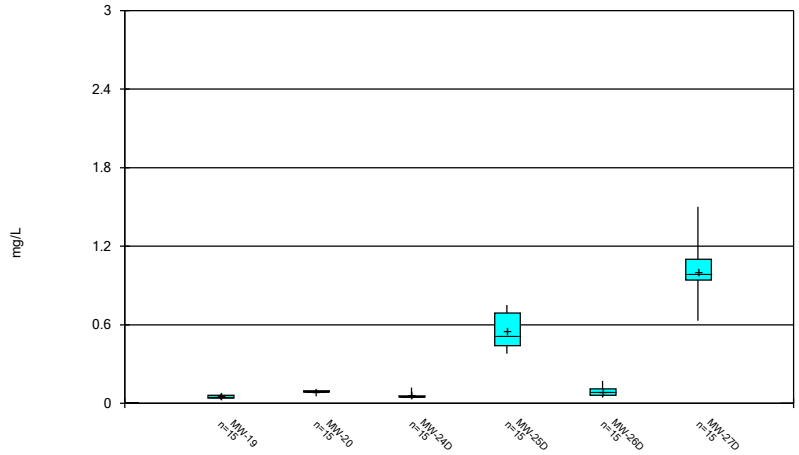

Constituent: Barium Analysis Run 10/16/2024 4:20 PM

Plant Hammond Client: Southern Company Data: Hammond AP-1

Sanitas™ v.10.0.22 Software licensed to Groundwater Stats Consulting. UG

Box & Whiskers Plot

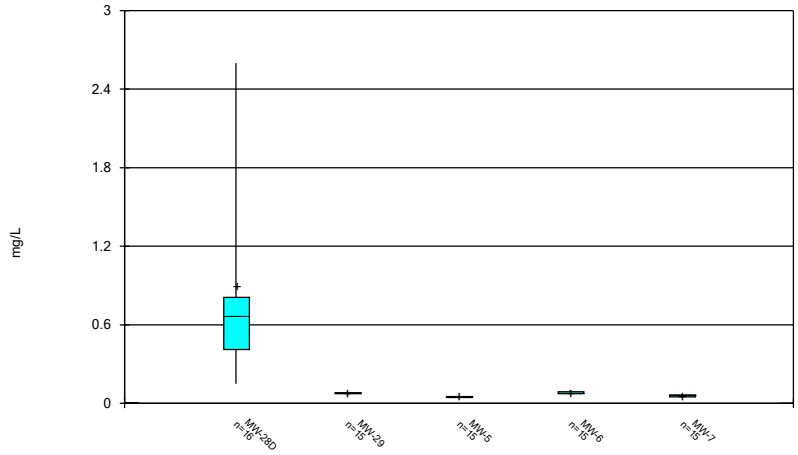

Constituent: Barium Analysis Run 10/16/2024 4:20 PM

Plant Hammond Client: Southern Company Data: Hammond AP-1

Sanitas™ v.10.0.22 Software licensed to Groundwater Stats Consulting. UG

Box & Whiskers Plot

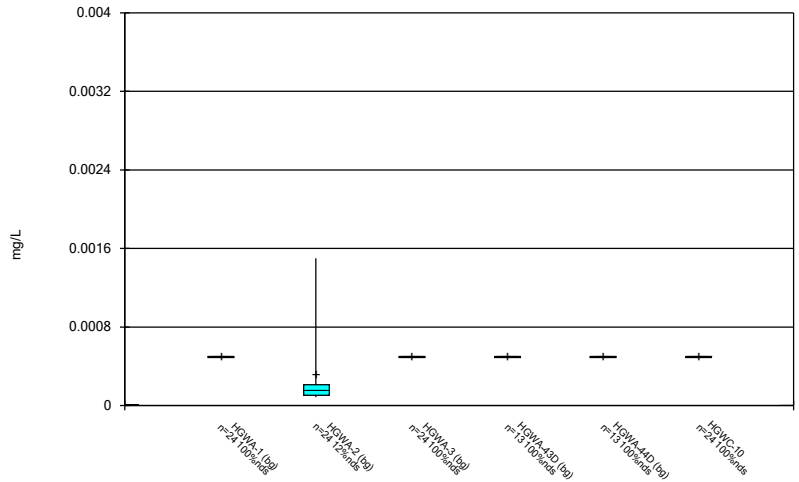

Constituent: Beryllium Analysis Run 10/16/2024 4:20 PM

Plant Hammond Client: Southern Company Data: Hammond AP-1

Sanitas™ v.10.0.22 Software licensed to Groundwater Stats Consulting. UG

Box & Whiskers Plot

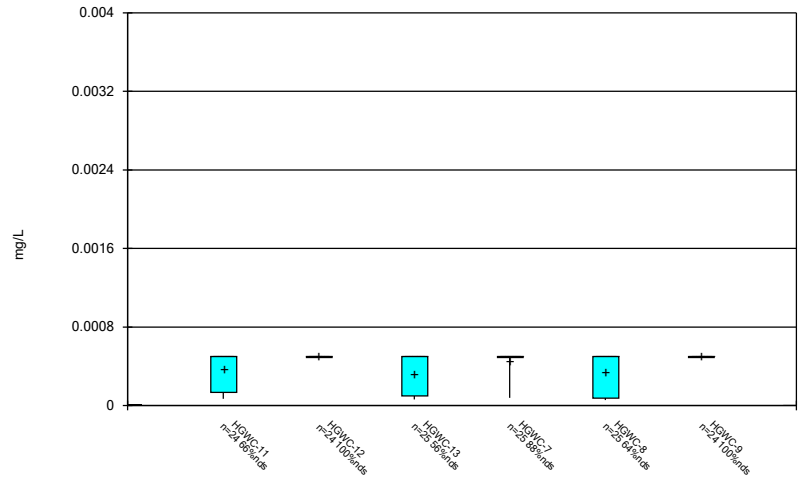

Constituent: Beryllium Analysis Run 10/16/2024 4:20 PM

Plant Hammond Client: Southern Company Data: Hammond AP-1

Sanitas™ v.10.0.22 Software licensed to Groundwater Stats Consulting. UG

Box & Whiskers Plot

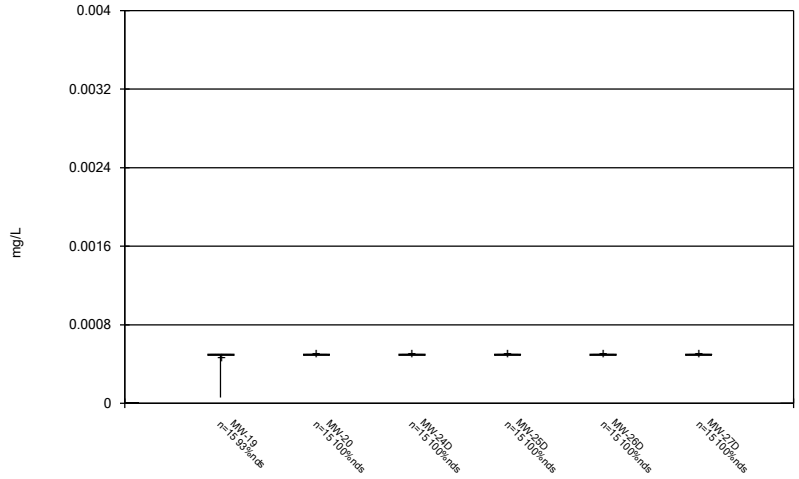

Constituent: Beryllium Analysis Run 10/16/2024 4:20 PM

Plant Hammond Client: Southern Company Data: Hammond AP-1

Sanitas™ v.10.0.22 Software licensed to Groundwater Stats Consulting. UG

Box & Whiskers Plot

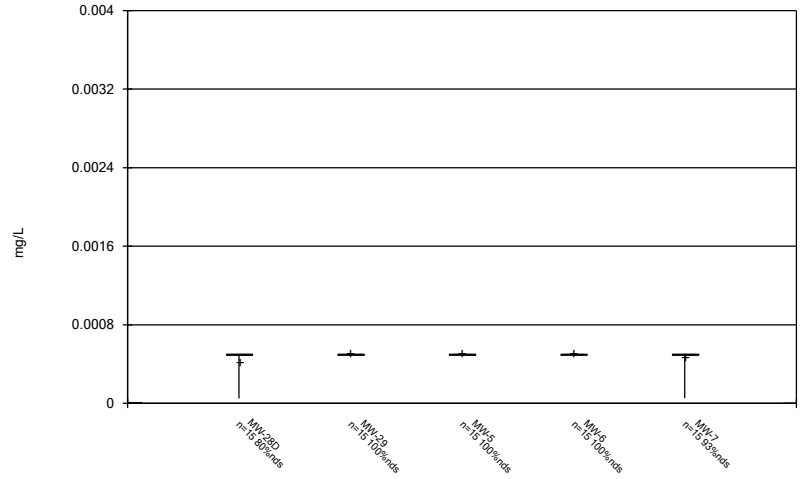

Constituent: Beryllium Analysis Run 10/16/2024 4:20 PM

Plant Hammond Client: Southern Company Data: Hammond AP-1

Sanitas™ v.10.0.22 Software licensed to Groundwater Stats Consulting. UG

Box & Whiskers Plot

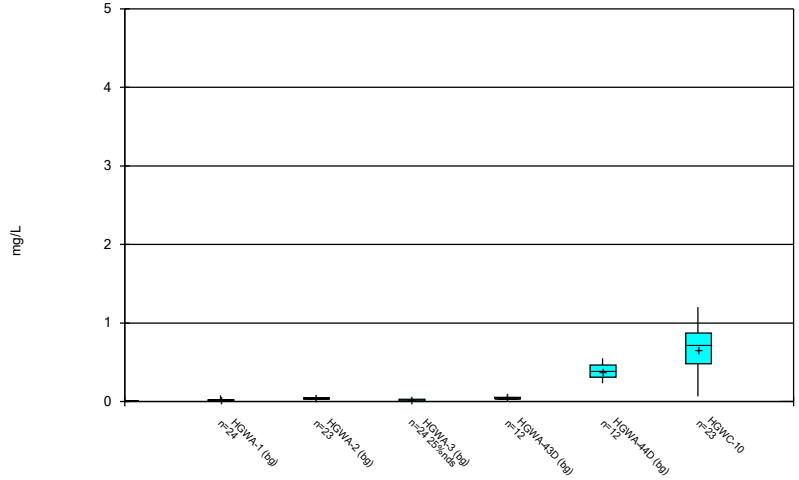

Constituent: Boron Analysis Run 10/16/2024 4:20 PM

Plant Hammond Client: Southern Company Data: Hammond AP-1

Sanitas™ v.10.0.22 Software licensed to Groundwater Stats Consulting. UG

Box & Whiskers Plot

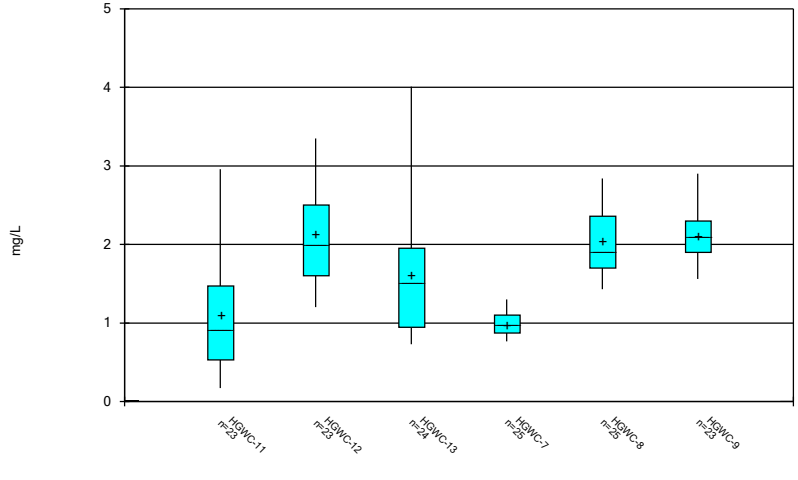

Constituent: Boron Analysis Run 10/16/2024 4:20 PM

Plant Hammond Client: Southern Company Data: Hammond AP-1

Sanitas™ v.10.0.22 Software licensed to Groundwater Stats Consulting. UG

Box & Whiskers Plot

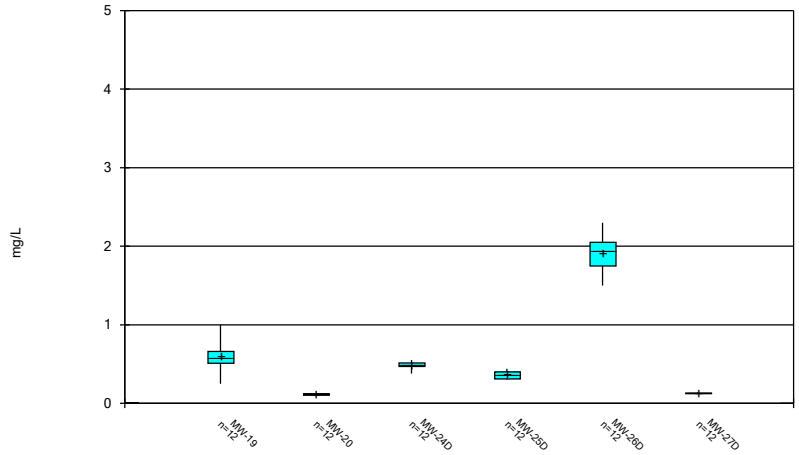

Constituent: Boron Analysis Run 10/16/2024 4:20 PM

Plant Hammond Client: Southern Company Data: Hammond AP-1

Sanitas™ v.10.0.22 Software licensed to Groundwater Stats Consulting. UG

Box & Whiskers Plot

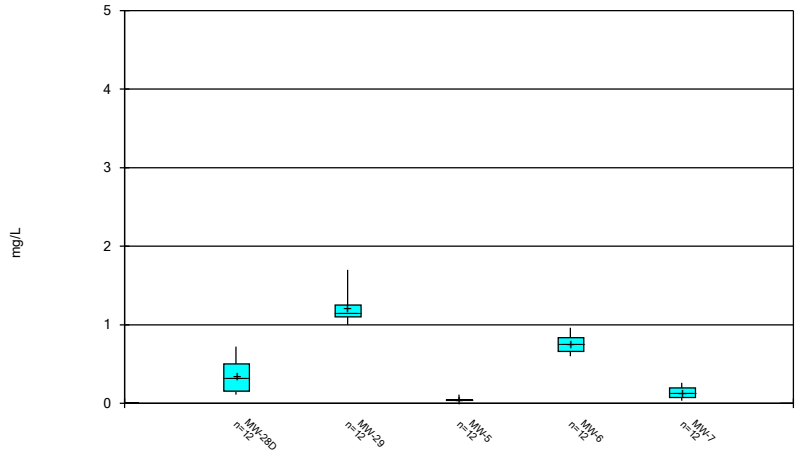

Constituent: Boron Analysis Run 10/16/2024 4:20 PM

Plant Hammond Client: Southern Company Data: Hammond AP-1

Sanitas™ v.10.0.22 Software licensed to Groundwater Stats Consulting. UG

Box & Whiskers Plot

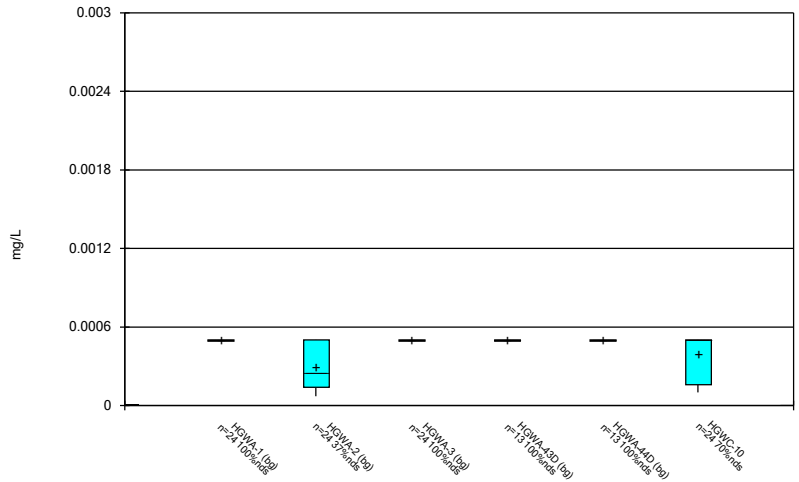

Constituent: Cadmium Analysis Run 10/16/2024 4:20 PM

Plant Hammond Client: Southern Company Data: Hammond AP-1

Sanitas™ v.10.0.22 Software licensed to Groundwater Stats Consulting. UG

Box & Whiskers Plot

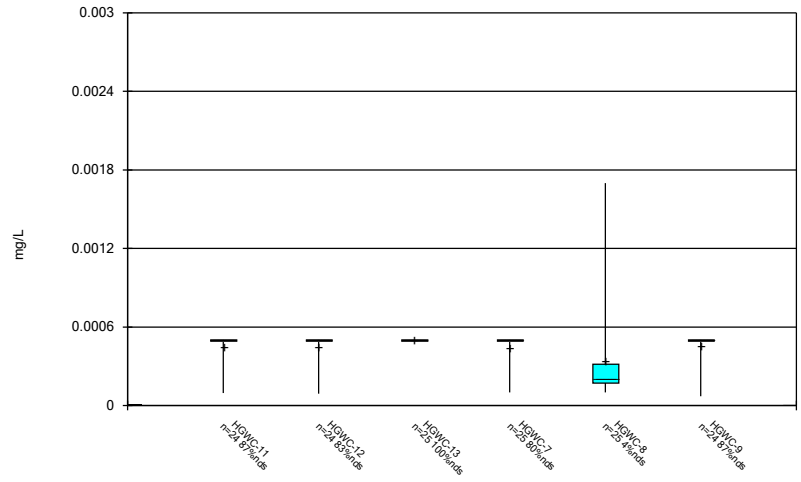

Constituent: Cadmium Analysis Run 10/16/2024 4:20 PM

Plant Hammond Client: Southern Company Data: Hammond AP-1

Sanitas™ v.10.0.22 Software licensed to Groundwater Stats Consulting. UG

Box & Whiskers Plot

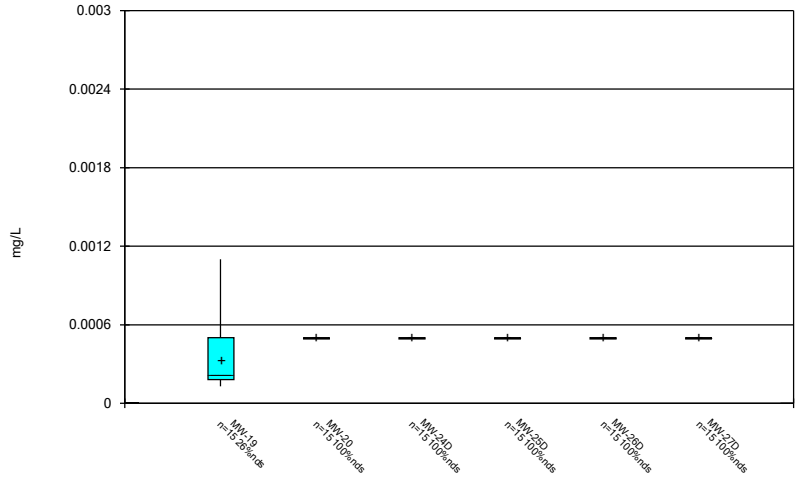

Constituent: Cadmium Analysis Run 10/16/2024 4:20 PM

Plant Hammond Client: Southern Company Data: Hammond AP-1

Sanitas™ v.10.0.22 Software licensed to Groundwater Stats Consulting. UG

Box & Whiskers Plot

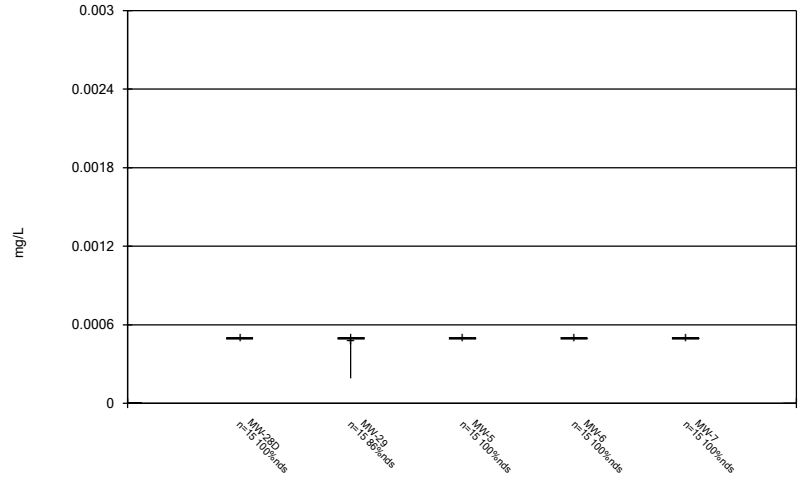

Constituent: Cadmium Analysis Run 10/16/2024 4:20 PM

Plant Hammond Client: Southern Company Data: Hammond AP-1

Sanitas™ v.10.0.22 Software licensed to Groundwater Stats Consulting. UG

Box & Whiskers Plot

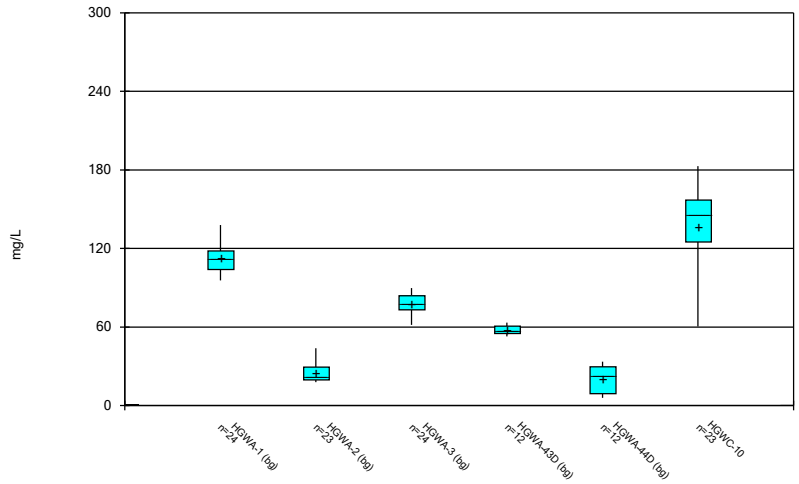

Constituent: Calcium Analysis Run 10/16/2024 4:20 PM

Plant Hammond Client: Southern Company Data: Hammond AP-1

Sanitas™ v.10.0.22 Software licensed to Groundwater Stats Consulting. UG

Box & Whiskers Plot

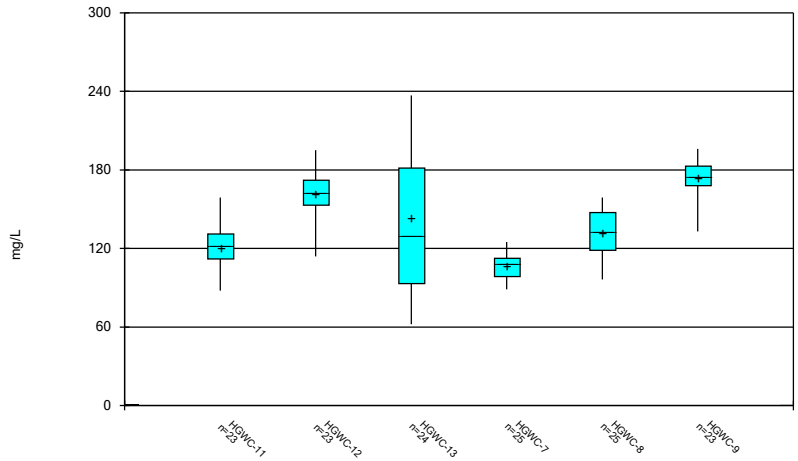

Constituent: Calcium Analysis Run 10/16/2024 4:20 PM

Plant Hammond Client: Southern Company Data: Hammond AP-1

Sanitas™ v.10.0.22 Software licensed to Groundwater Stats Consulting. UG

Box & Whiskers Plot

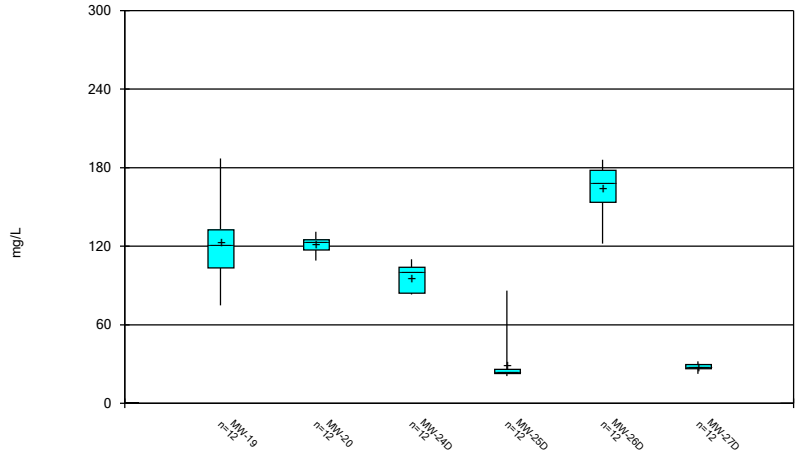

Constituent: Calcium Analysis Run 10/16/2024 4:20 PM

Plant Hammond Client: Southern Company Data: Hammond AP-1

Sanitas™ v.10.0.22 Software licensed to Groundwater Stats Consulting. UG

Box & Whiskers Plot

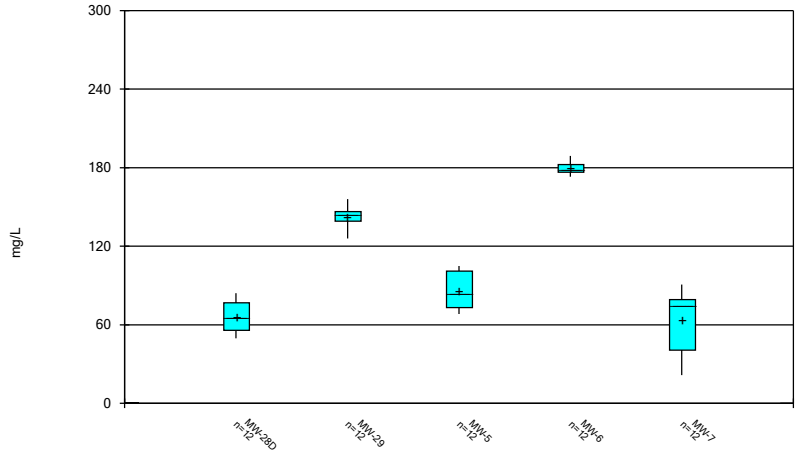

Constituent: Calcium Analysis Run 10/16/2024 4:20 PM

Plant Hammond Client: Southern Company Data: Hammond AP-1

Sanitas™ v.10.0.22 Software licensed to Groundwater Stats Consulting. UG

Box & Whiskers Plot

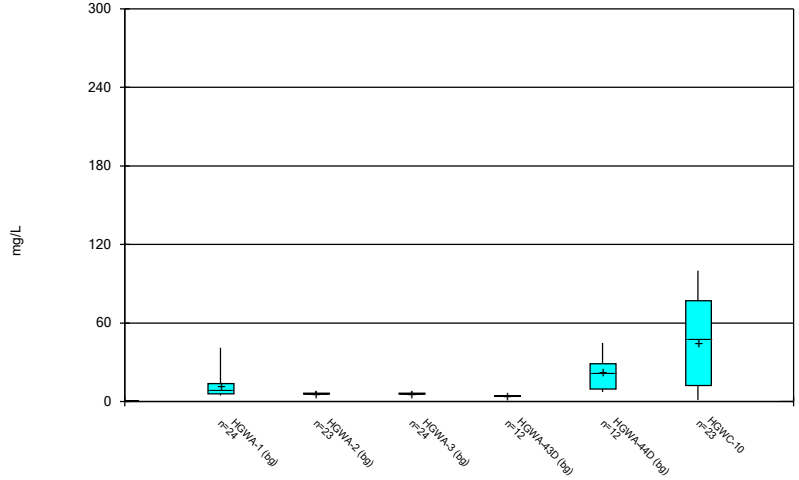

Constituent: Chloride Analysis Run 10/16/2024 4:20 PM

Plant Hammond Client: Southern Company Data: Hammond AP-1

Sanitas™ v.10.0.22 Software licensed to Groundwater Stats Consulting. UG

Box & Whiskers Plot

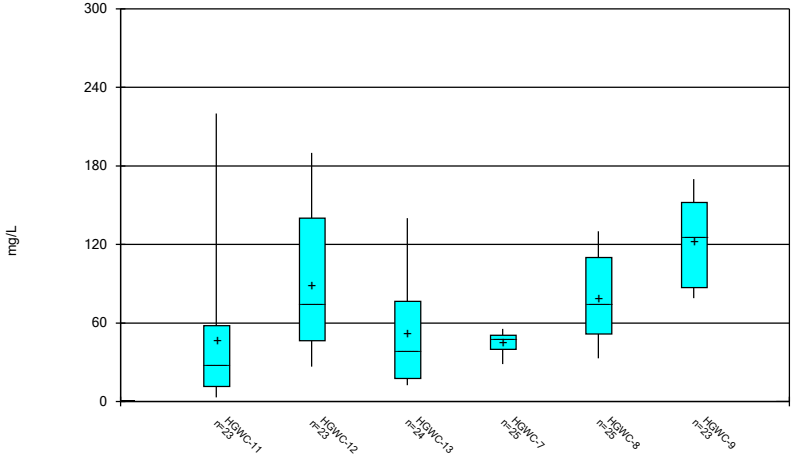

Constituent: Chloride Analysis Run 10/16/2024 4:20 PM

Plant Hammond Client: Southern Company Data: Hammond AP-1

Sanitas™ v.10.0.22 Software licensed to Groundwater Stats Consulting. UG

Box & Whiskers Plot

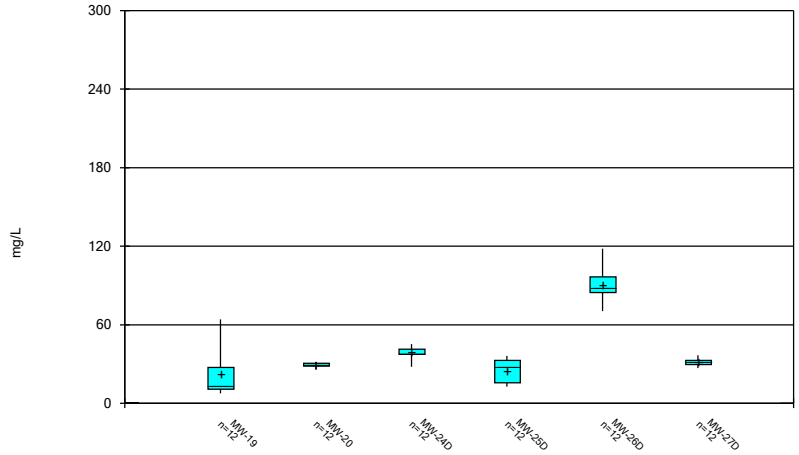

Constituent: Chloride Analysis Run 10/16/2024 4:20 PM

Plant Hammond Client: Southern Company Data: Hammond AP-1

Sanitas™ v.10.0.22 Software licensed to Groundwater Stats Consulting. UG

Box & Whiskers Plot

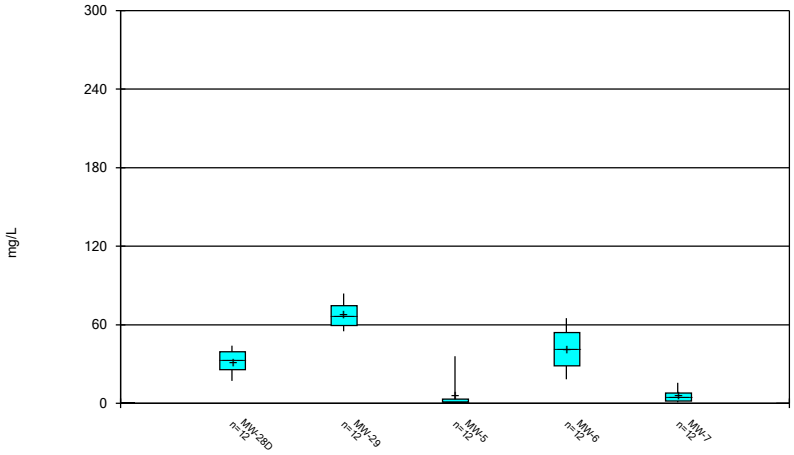

Constituent: Chloride Analysis Run 10/16/2024 4:20 PM

Plant Hammond Client: Southern Company Data: Hammond AP-1

Sanitas™ v.10.0.22 Software licensed to Groundwater Stats Consulting. UG

Box & Whiskers Plot

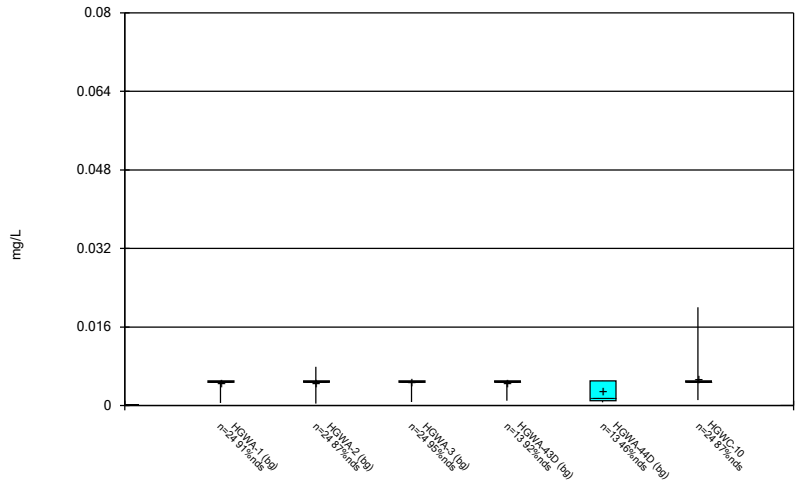

Constituent: Chromium Analysis Run 10/16/2024 4:20 PM

Plant Hammond Client: Southern Company Data: Hammond AP-1

Sanitas™ v.10.0.22 Software licensed to Groundwater Stats Consulting. UG

Box & Whiskers Plot

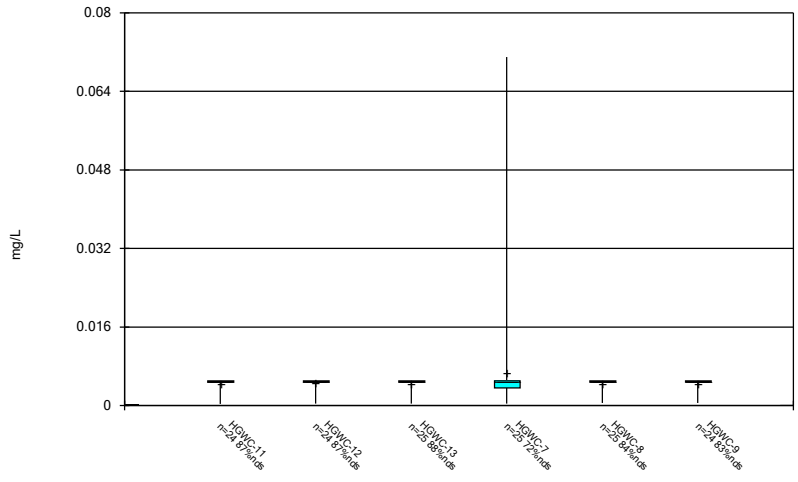

Constituent: Chromium Analysis Run 10/16/2024 4:20 PM

Plant Hammond Client: Southern Company Data: Hammond AP-1

Sanitas™ v.10.0.22 Software licensed to Groundwater Stats Consulting. UG

Box & Whiskers Plot

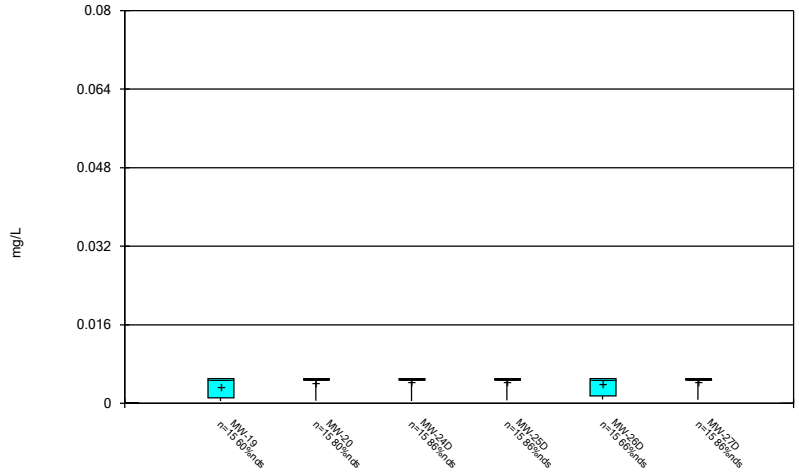

Constituent: Chromium Analysis Run 10/16/2024 4:20 PM

Plant Hammond Client: Southern Company Data: Hammond AP-1

Sanitas™ v.10.0.22 Software licensed to Groundwater Stats Consulting. UG

Box & Whiskers Plot

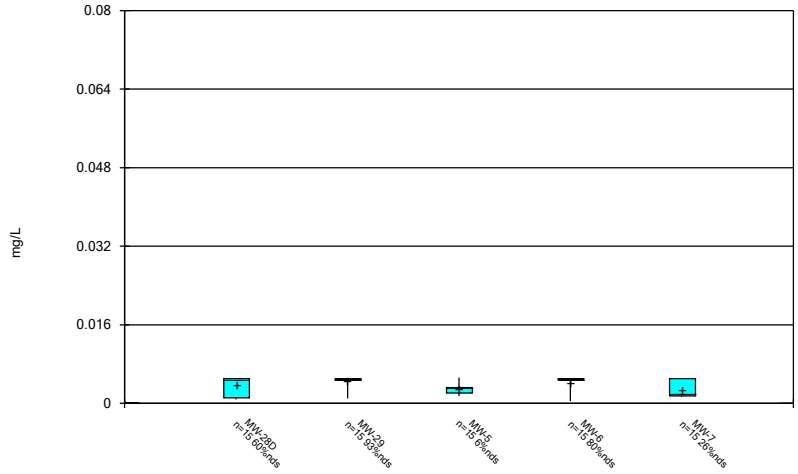

Constituent: Chromium Analysis Run 10/16/2024 4:20 PM

Plant Hammond Client: Southern Company Data: Hammond AP-1

Sanitas™ v.10.0.22 Software licensed to Groundwater Stats Consulting. UG

Box & Whiskers Plot

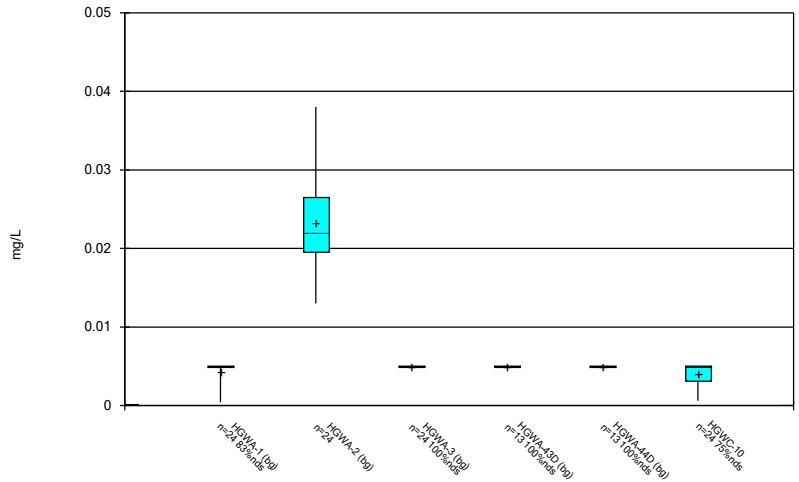

Constituent: Cobalt Analysis Run 10/16/2024 4:20 PM

Plant Hammond Client: Southern Company Data: Hammond AP-1

Sanitas™ v.10.0.22 Software licensed to Groundwater Stats Consulting. UG

Box & Whiskers Plot

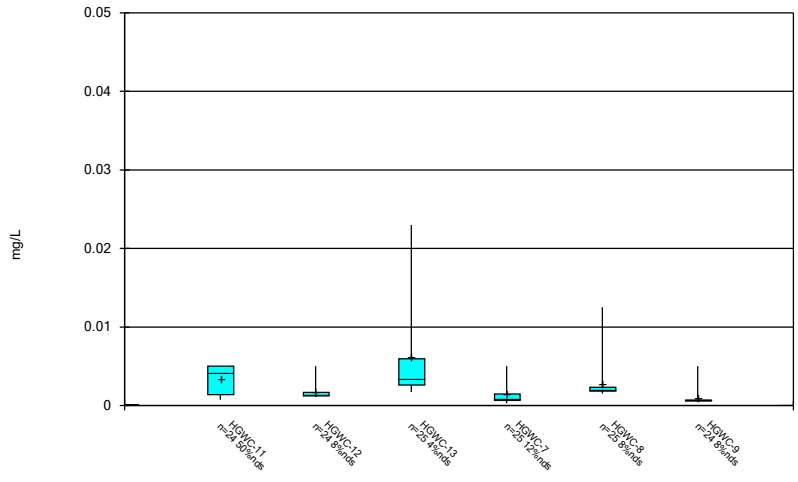

Constituent: Cobalt Analysis Run 10/16/2024 4:20 PM

Plant Hammond Client: Southern Company Data: Hammond AP-1

Sanitas™ v.10.0.22 Software licensed to Groundwater Stats Consulting. UG

Box & Whiskers Plot

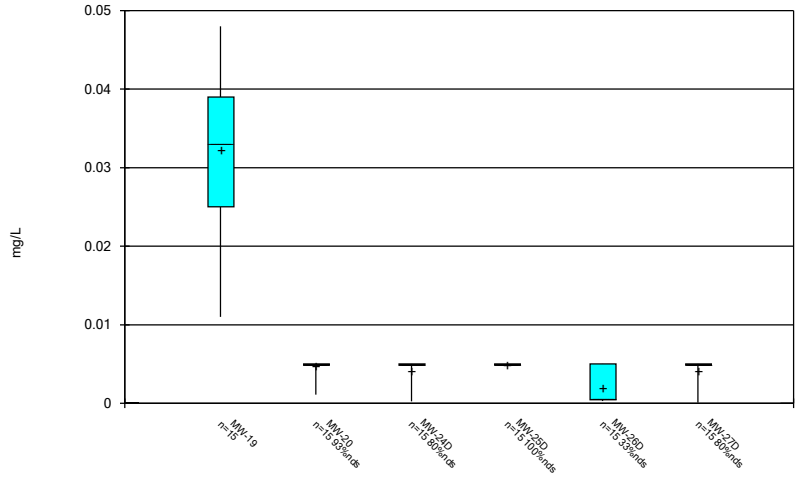

Constituent: Cobalt Analysis Run 10/16/2024 4:20 PM

Plant Hammond Client: Southern Company Data: Hammond AP-1

Sanitas™ v.10.0.22 Software licensed to Groundwater Stats Consulting. UG

Box & Whiskers Plot

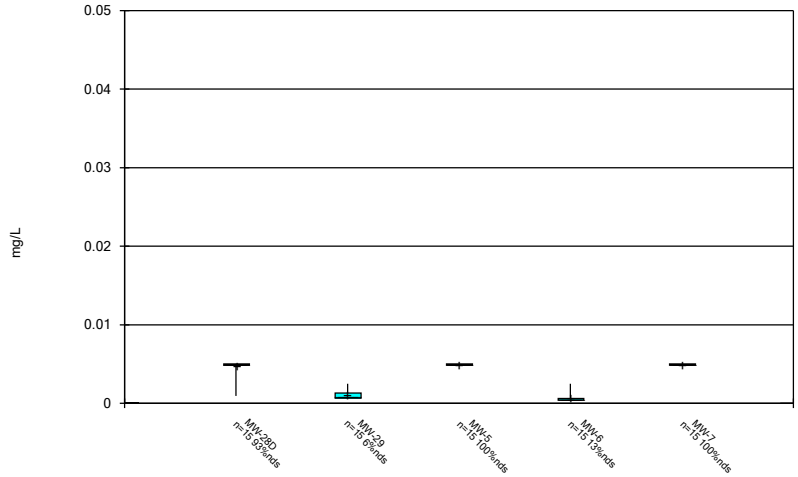

Constituent: Cobalt Analysis Run 10/16/2024 4:20 PM

Plant Hammond Client: Southern Company Data: Hammond AP-1

Sanitas™ v.10.0.22 Software licensed to Groundwater Stats Consulting. UG

Box & Whiskers Plot

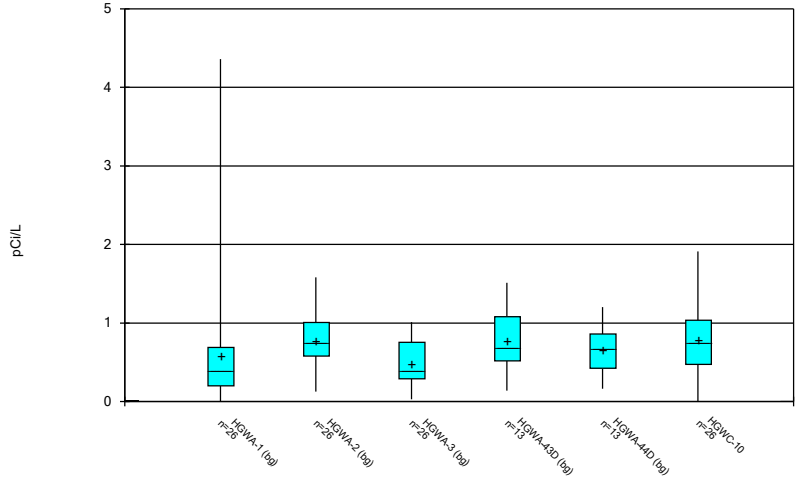

Constituent: Combined Radium 226 + 228 Analysis Run 10/16/2024 4:20 PM

Plant Hammond Client: Southern Company Data: Hammond AP-1

Sanitas™ v.10.0.22 Software licensed to Groundwater Stats Consulting. UG

Box & Whiskers Plot

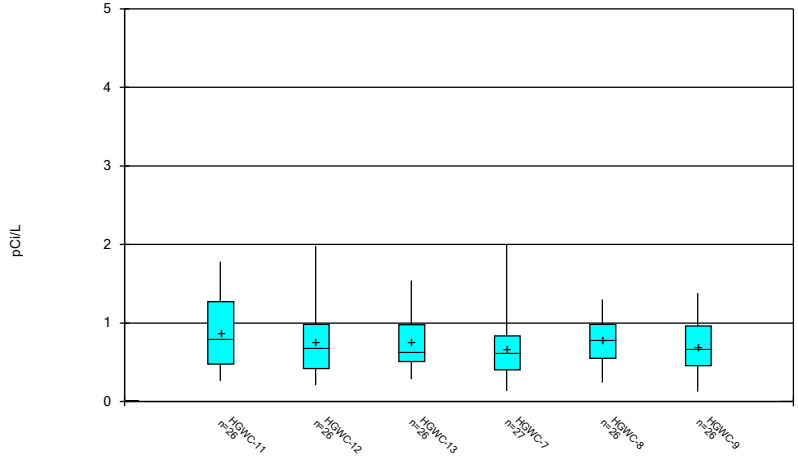

Constituent: Combined Radium 226 + 228 Analysis Run 10/16/2024 4:20 PM

Plant Hammond Client: Southern Company Data: Hammond AP-1

Sanitas™ v.10.0.22 Software licensed to Groundwater Stats Consulting. UG

Box & Whiskers Plot

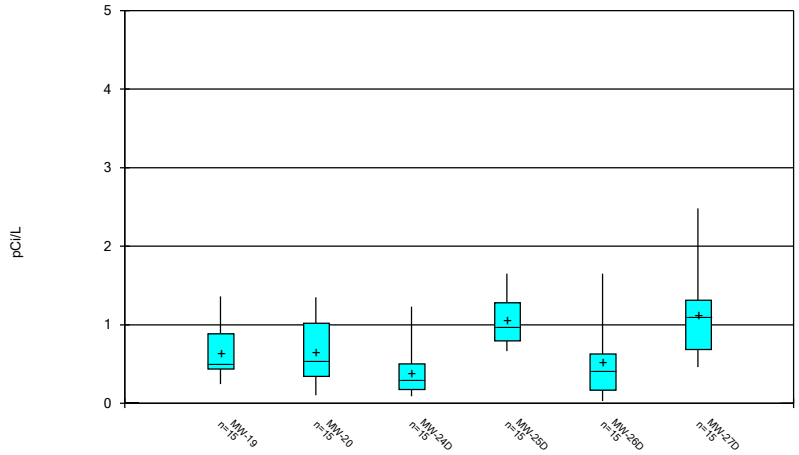

Constituent: Combined Radium 226 + 228 Analysis Run 10/16/2024 4:20 PM

Plant Hammond Client: Southern Company Data: Hammond AP-1

Sanitas™ v.10.0.22 Software licensed to Groundwater Stats Consulting. UG

Box & Whiskers Plot

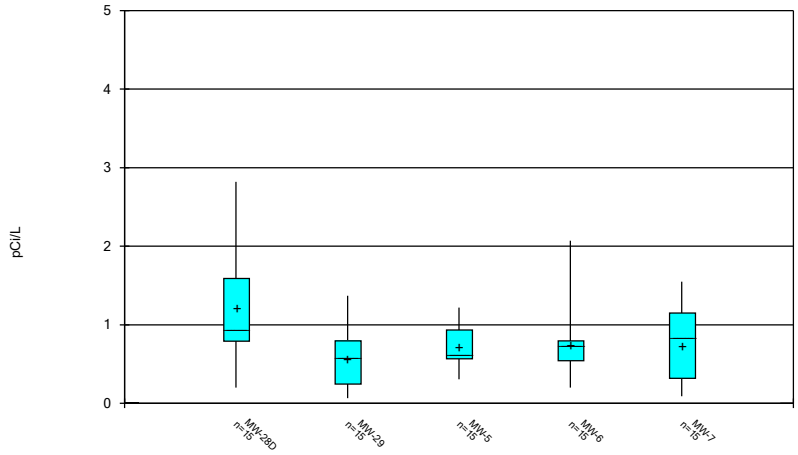

Constituent: Combined Radium 226 + 228 Analysis Run 10/16/2024 4:20 PM

Plant Hammond Client: Southern Company Data: Hammond AP-1

Sanitas™ v.10.0.22 Software licensed to Groundwater Stats Consulting. UG

Box & Whiskers Plot

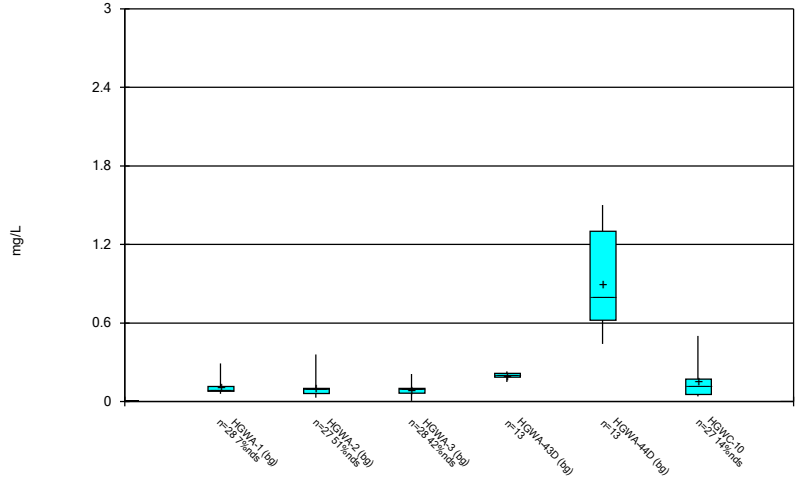

Constituent: Fluoride Analysis Run 10/16/2024 4:20 PM

Plant Hammond Client: Southern Company Data: Hammond AP-1

Sanitas™ v.10.0.22 Software licensed to Groundwater Stats Consulting. UG

Box & Whiskers Plot

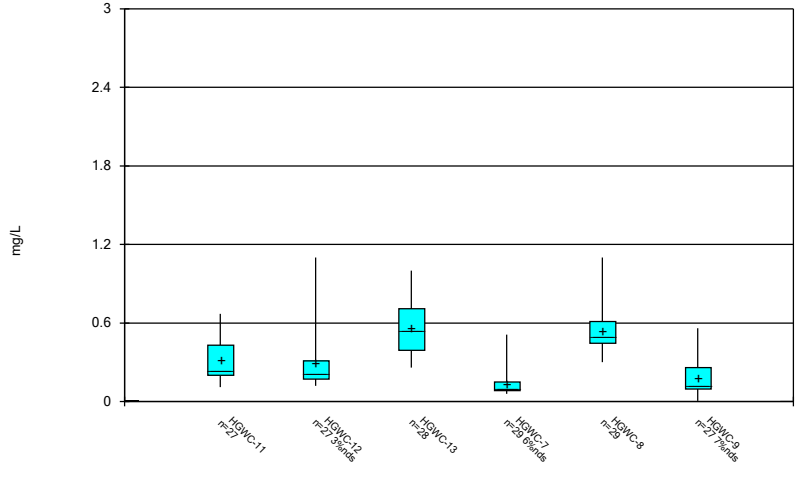

Constituent: Fluoride Analysis Run 10/16/2024 4:20 PM

Plant Hammond Client: Southern Company Data: Hammond AP-1

Sanitas™ v.10.0.22 Software licensed to Groundwater Stats Consulting. UG

Box & Whiskers Plot

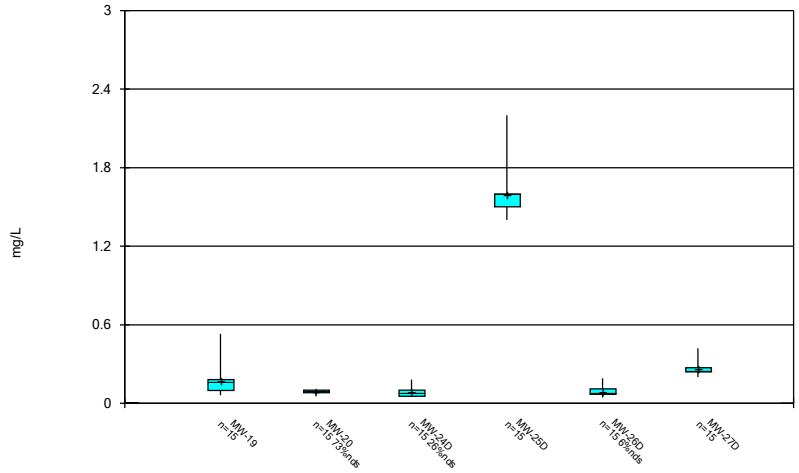

Constituent: Fluoride Analysis Run 10/16/2024 4:20 PM

Plant Hammond Client: Southern Company Data: Hammond AP-1

Sanitas™ v.10.0.22 Software licensed to Groundwater Stats Consulting. UG

Box & Whiskers Plot

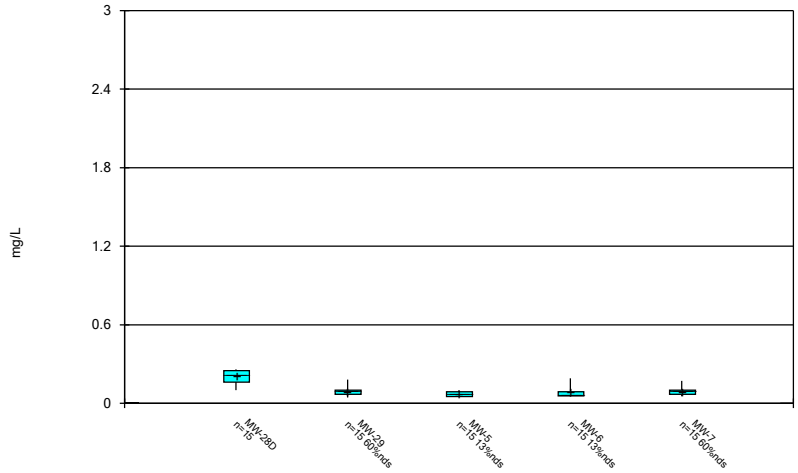

Constituent: Fluoride Analysis Run 10/16/2024 4:20 PM

Plant Hammond Client: Southern Company Data: Hammond AP-1

Sanitas™ v.10.0.22 Software licensed to Groundwater Stats Consulting. UG

Box & Whiskers Plot

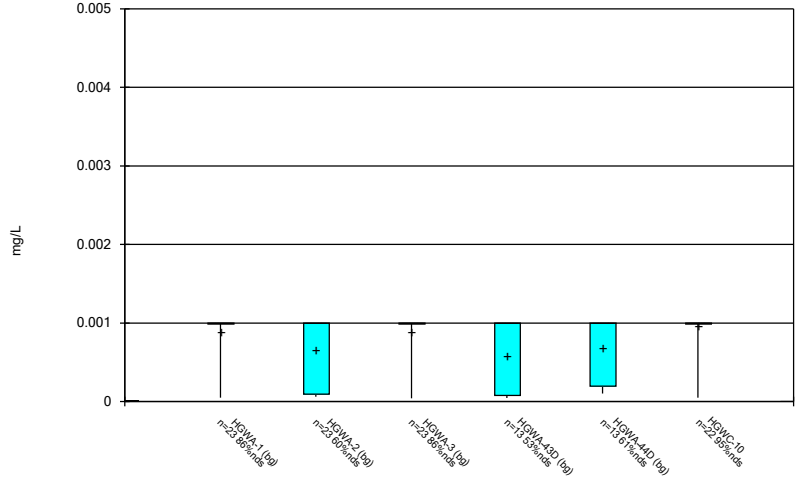

Constituent: Lead Analysis Run 10/16/2024 4:20 PM

Plant Hammond Client: Southern Company Data: Hammond AP-1

Sanitas™ v.10.0.22 Software licensed to Groundwater Stats Consulting. UG

Box & Whiskers Plot

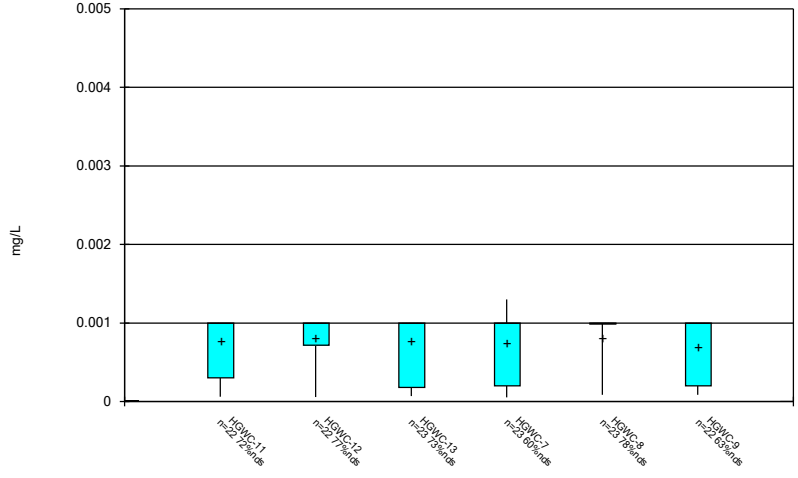

Constituent: Lead Analysis Run 10/16/2024 4:20 PM

Plant Hammond Client: Southern Company Data: Hammond AP-1

Sanitas™ v.10.0.22 Software licensed to Groundwater Stats Consulting. UG

Box & Whiskers Plot

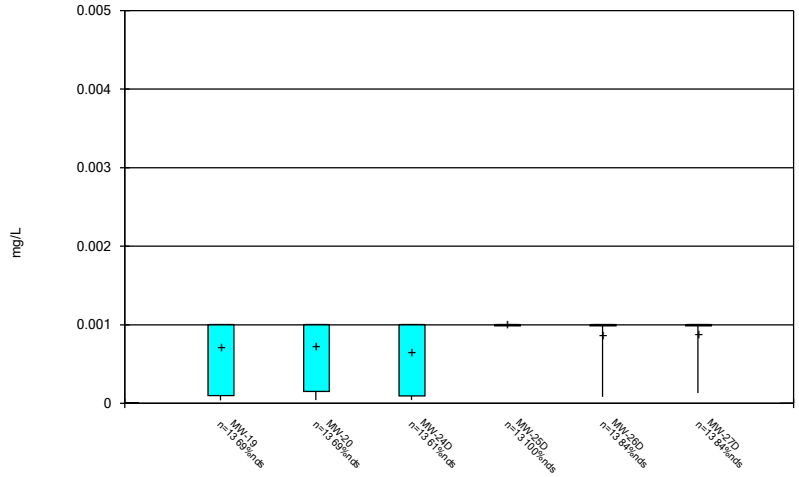

Constituent: Lead Analysis Run 10/16/2024 4:20 PM

Plant Hammond Client: Southern Company Data: Hammond AP-1

Sanitas™ v.10.0.22 Software licensed to Groundwater Stats Consulting. UG

Box & Whiskers Plot

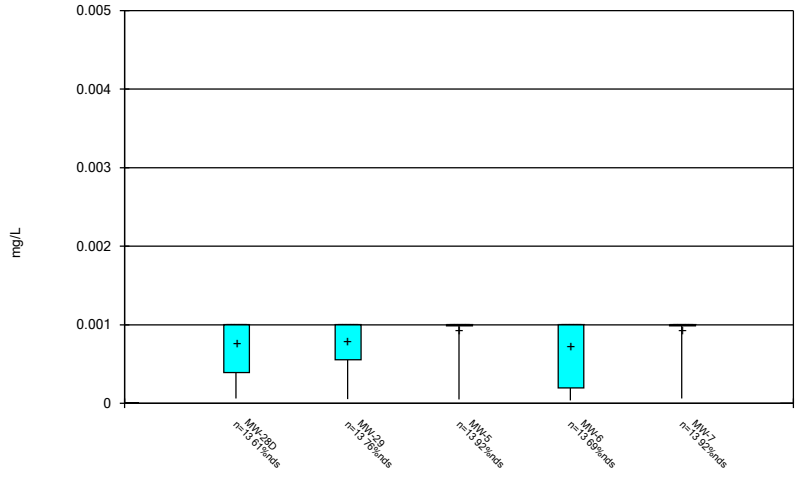

Constituent: Lead Analysis Run 10/16/2024 4:20 PM

Plant Hammond Client: Southern Company Data: Hammond AP-1

Sanitas™ v.10.0.22 Software licensed to Groundwater Stats Consulting. UG

Box & Whiskers Plot

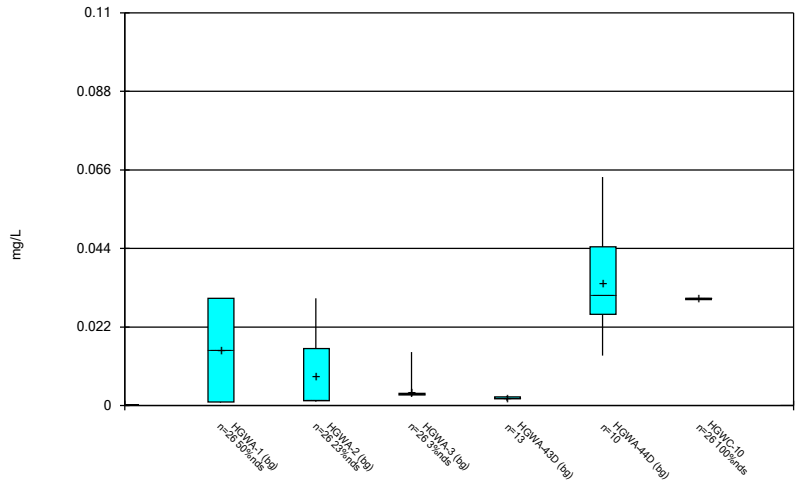

Constituent: Lithium Analysis Run 10/16/2024 4:20 PM

Plant Hammond Client: Southern Company Data: Hammond AP-1

Sanitas™ v.10.0.22 Software licensed to Groundwater Stats Consulting. UG

Box & Whiskers Plot

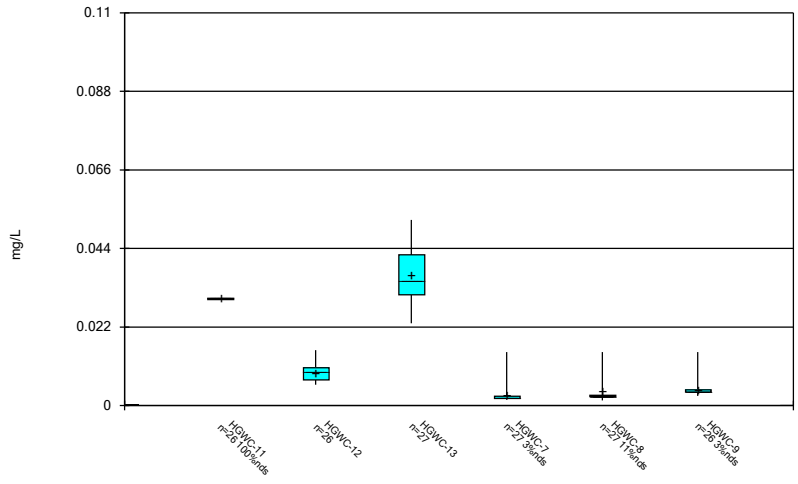

Constituent: Lithium Analysis Run 10/16/2024 4:20 PM

Plant Hammond Client: Southern Company Data: Hammond AP-1

Sanitas™ v.10.0.22 Software licensed to Groundwater Stats Consulting. UG

Box & Whiskers Plot

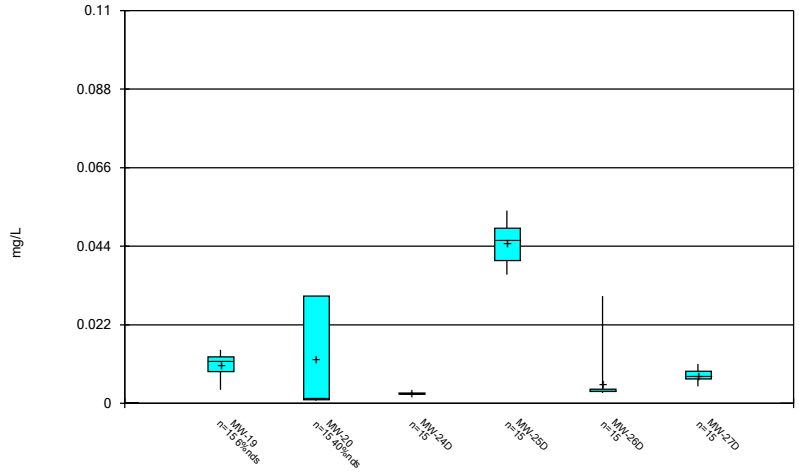

Constituent: Lithium Analysis Run 10/16/2024 4:20 PM

Plant Hammond Client: Southern Company Data: Hammond AP-1

Sanitas™ v.10.0.22 Software licensed to Groundwater Stats Consulting. UG

Box & Whiskers Plot

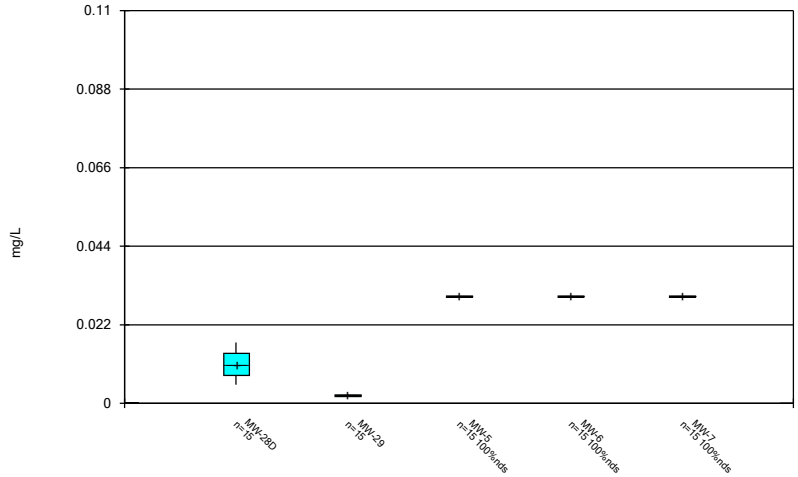

Constituent: Lithium Analysis Run 10/16/2024 4:20 PM

Plant Hammond Client: Southern Company Data: Hammond AP-1

Sanitas™ v.10.0.22 Software licensed to Groundwater Stats Consulting. UG

Box & Whiskers Plot

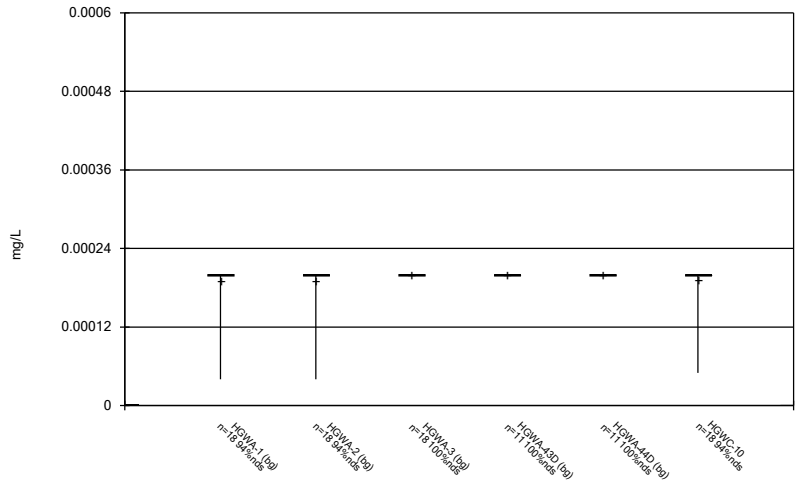

Constituent: Mercury Analysis Run 10/16/2024 4:20 PM

Plant Hammond Client: Southern Company Data: Hammond AP-1

Sanitas™ v.10.0.22 Software licensed to Groundwater Stats Consulting. UG

Box & Whiskers Plot

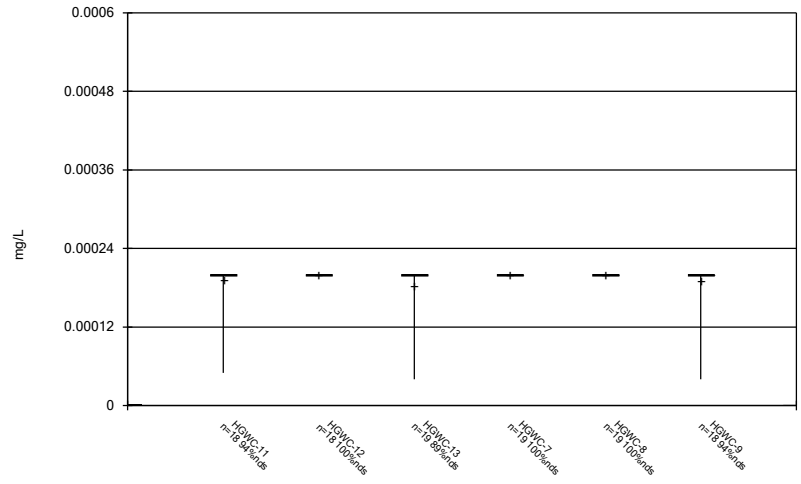

Constituent: Mercury Analysis Run 10/16/2024 4:20 PM

Plant Hammond Client: Southern Company Data: Hammond AP-1

Sanitas™ v.10.0.22 Software licensed to Groundwater Stats Consulting. UG

Box & Whiskers Plot

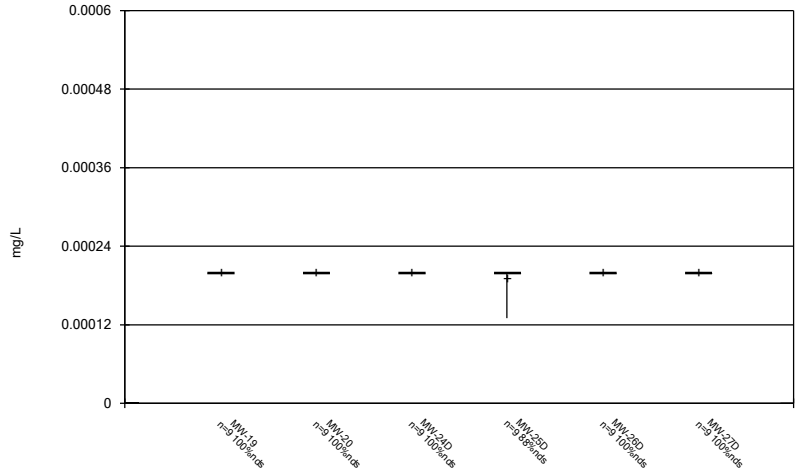

Constituent: Mercury Analysis Run 10/16/2024 4:20 PM

Plant Hammond Client: Southern Company Data: Hammond AP-1

Sanitas™ v.10.0.22 Software licensed to Groundwater Stats Consulting. UG

Box & Whiskers Plot

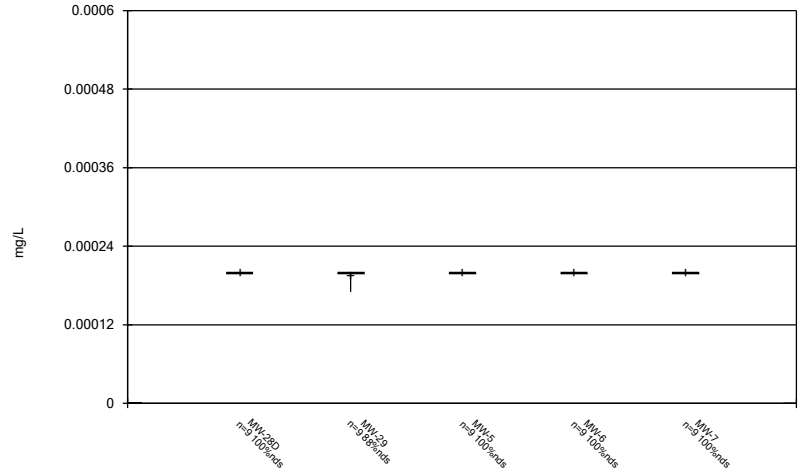

Constituent: Mercury Analysis Run 10/16/2024 4:20 PM

Plant Hammond Client: Southern Company Data: Hammond AP-1

Sanitas™ v.10.0.22 Software licensed to Groundwater Stats Consulting. UG

Box & Whiskers Plot

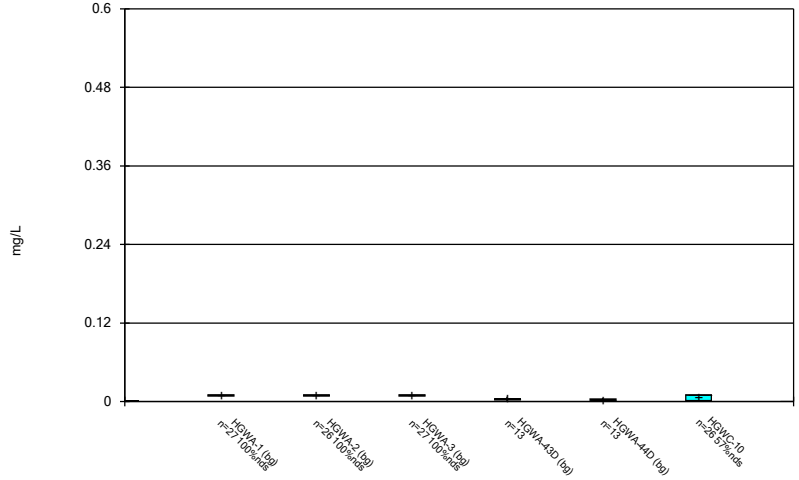

Constituent: Molybdenum Analysis Run 10/16/2024 4:20 PM

Plant Hammond Client: Southern Company Data: Hammond AP-1

Sanitas™ v.10.0.22 Software licensed to Groundwater Stats Consulting. UG

Box & Whiskers Plot

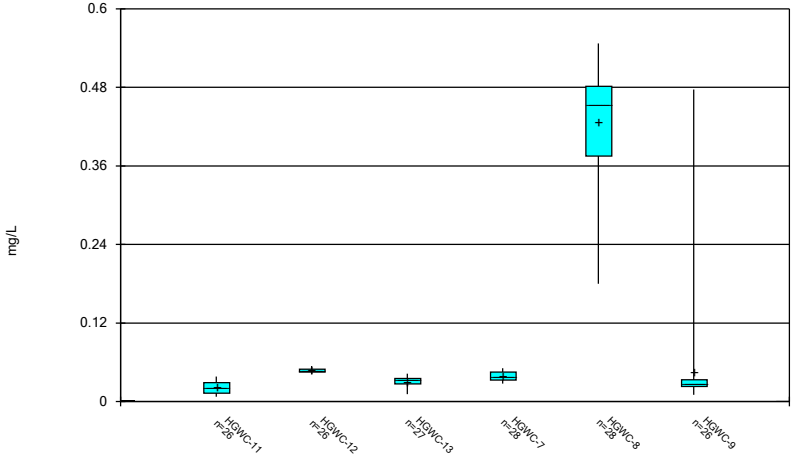

Constituent: Molybdenum Analysis Run 10/16/2024 4:20 PM

Plant Hammond Client: Southern Company Data: Hammond AP-1

Sanitas™ v.10.0.22 Software licensed to Groundwater Stats Consulting. UG

Box & Whiskers Plot

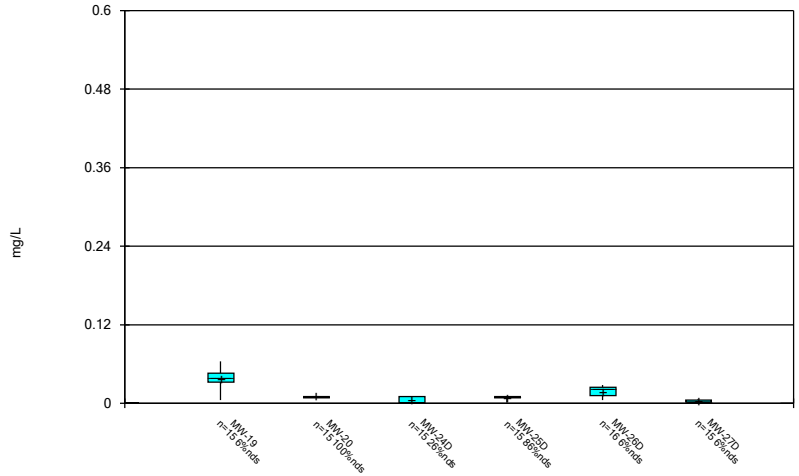

Constituent: Molybdenum Analysis Run 10/16/2024 4:20 PM

Plant Hammond Client: Southern Company Data: Hammond AP-1

Sanitas™ v.10.0.22 Software licensed to Groundwater Stats Consulting. UG

Box & Whiskers Plot

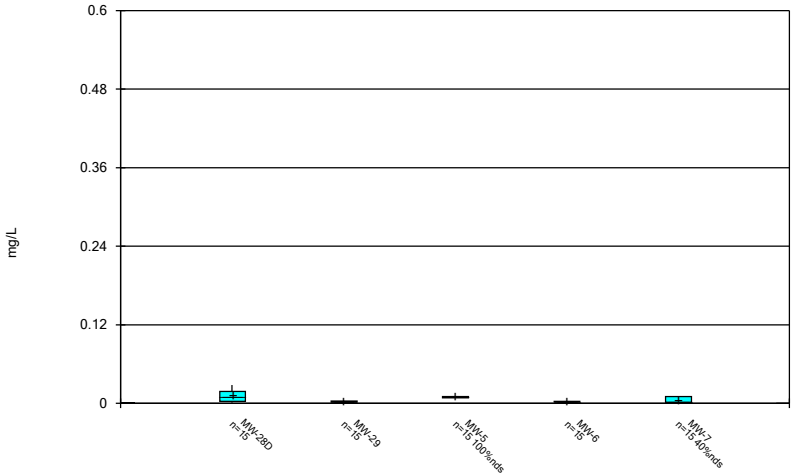

Constituent: Molybdenum Analysis Run 10/16/2024 4:21 PM

Plant Hammond Client: Southern Company Data: Hammond AP-1

Sanitas™ v.10.0.22 Software licensed to Groundwater Stats Consulting. UG

Box & Whiskers Plot

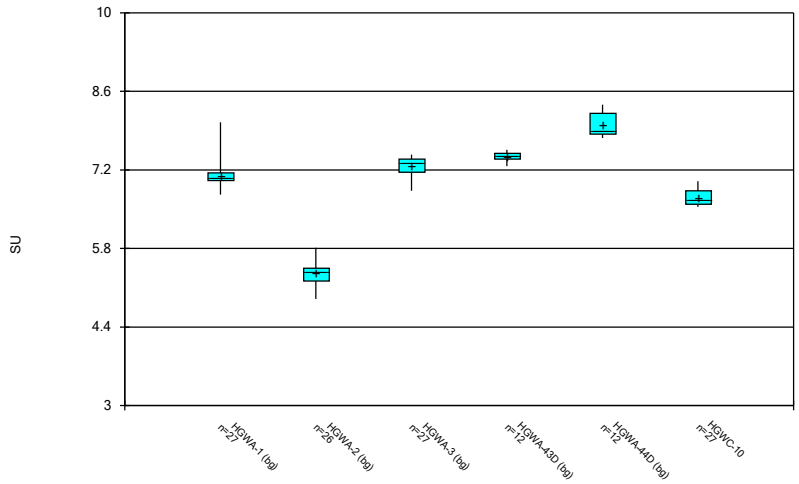

Constituent: pH, Field Analysis Run 10/16/2024 4:21 PM

Plant Hammond Client: Southern Company Data: Hammond AP-1

Sanitas™ v.10.0.22 Software licensed to Groundwater Stats Consulting. UG

Box & Whiskers Plot

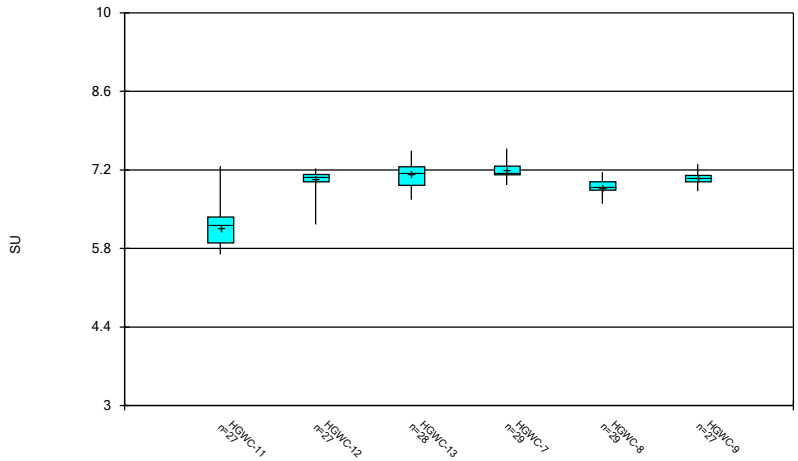

Constituent: pH, Field Analysis Run 10/16/2024 4:21 PM

Plant Hammond Client: Southern Company Data: Hammond AP-1

Sanitas™ v.10.0.22 Software licensed to Groundwater Stats Consulting. UG

Box & Whiskers Plot

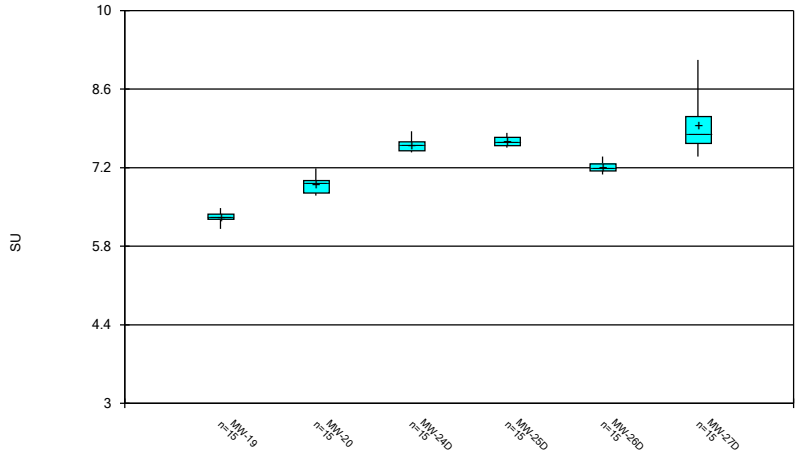

Constituent: pH, Field Analysis Run 10/16/2024 4:21 PM

Plant Hammond Client: Southern Company Data: Hammond AP-1

Sanitas™ v.10.0.22 Software licensed to Groundwater Stats Consulting. UG

Box & Whiskers Plot

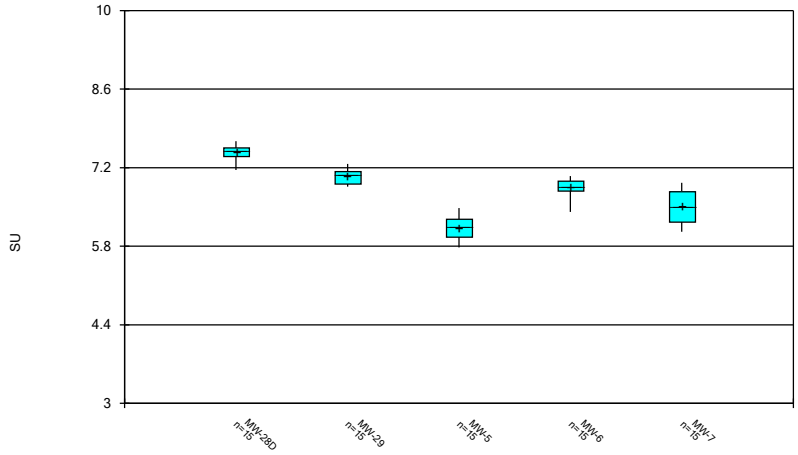

Constituent: pH, Field Analysis Run 10/16/2024 4:21 PM

Plant Hammond Client: Southern Company Data: Hammond AP-1

Sanitas™ v.10.0.22 Software licensed to Groundwater Stats Consulting. UG

Box & Whiskers Plot

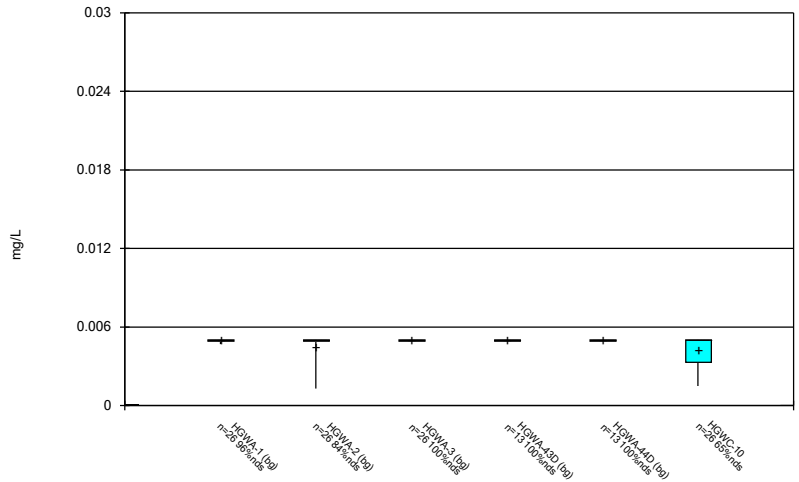

Constituent: Selenium Analysis Run 10/16/2024 4:21 PM

Plant Hammond Client: Southern Company Data: Hammond AP-1

Sanitas™ v.10.0.22 Software licensed to Groundwater Stats Consulting. UG

Box & Whiskers Plot

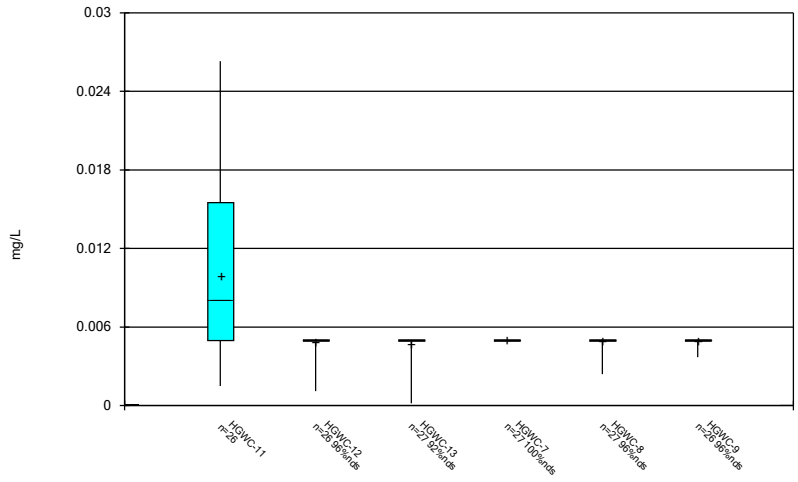

Constituent: Selenium Analysis Run 10/16/2024 4:21 PM

Plant Hammond Client: Southern Company Data: Hammond AP-1

Sanitas™ v.10.0.22 Software licensed to Groundwater Stats Consulting. UG

Box & Whiskers Plot

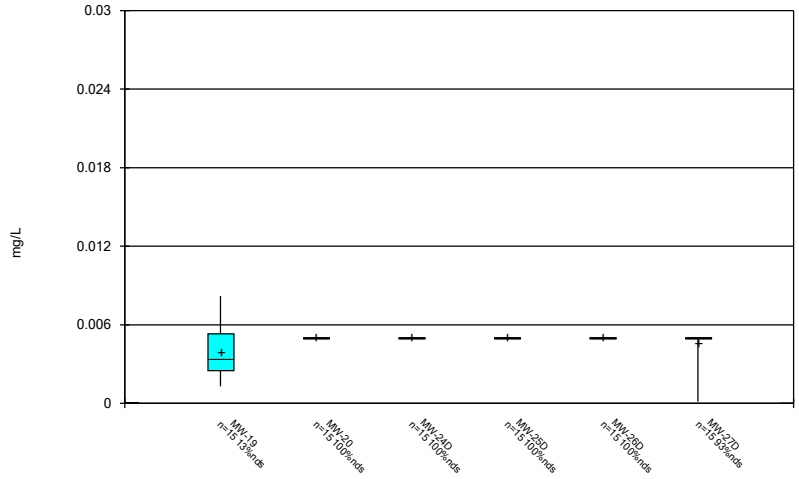

Constituent: Selenium Analysis Run 10/16/2024 4:21 PM

Plant Hammond Client: Southern Company Data: Hammond AP-1

Sanitas™ v.10.0.22 Software licensed to Groundwater Stats Consulting. UG

Box & Whiskers Plot

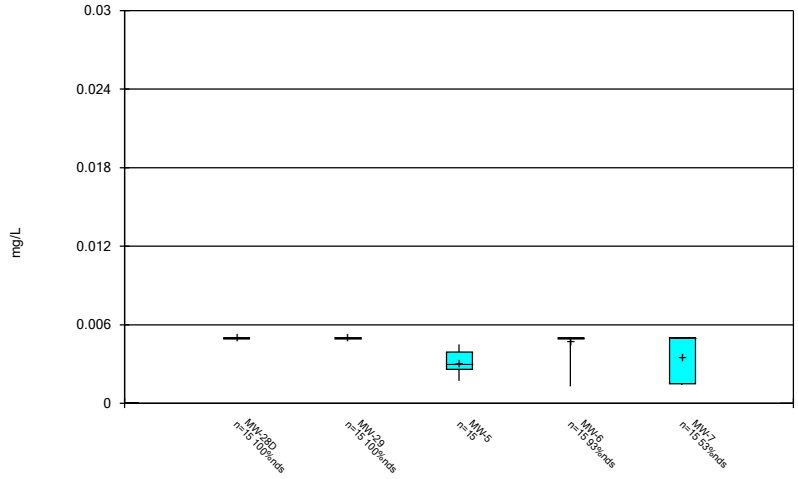

Constituent: Selenium Analysis Run 10/16/2024 4:21 PM

Plant Hammond Client: Southern Company Data: Hammond AP-1

Sanitas™ v.10.0.22 Software licensed to Groundwater Stats Consulting. UG

Box & Whiskers Plot

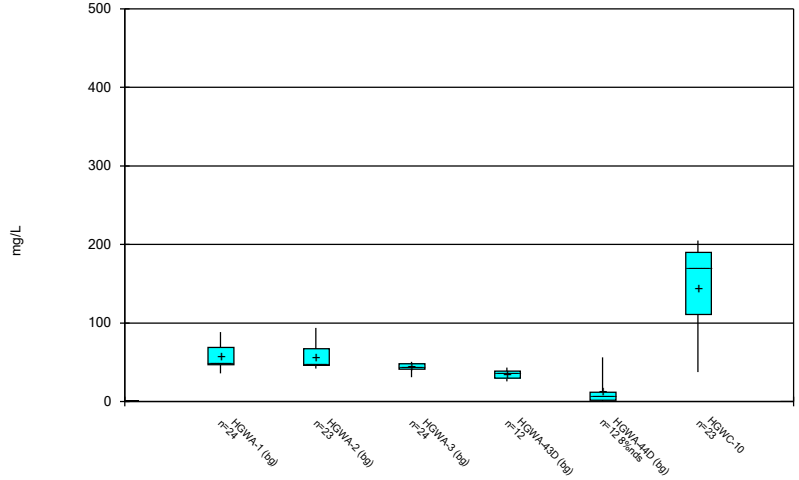

Constituent: Sulfate Analysis Run 10/16/2024 4:21 PM

Plant Hammond Client: Southern Company Data: Hammond AP-1

Sanitas™ v.10.0.22 Software licensed to Groundwater Stats Consulting. UG

Box & Whiskers Plot

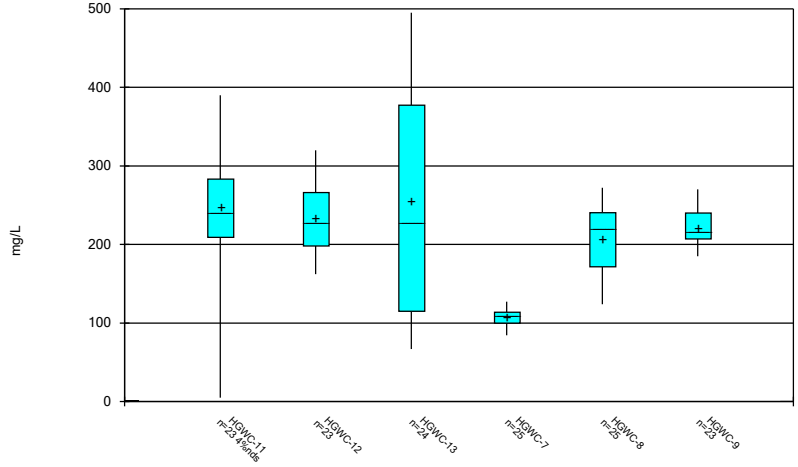

Constituent: Sulfate Analysis Run 10/16/2024 4:21 PM

Plant Hammond Client: Southern Company Data: Hammond AP-1

Sanitas™ v.10.0.22 Software licensed to Groundwater Stats Consulting. UG

Box & Whiskers Plot

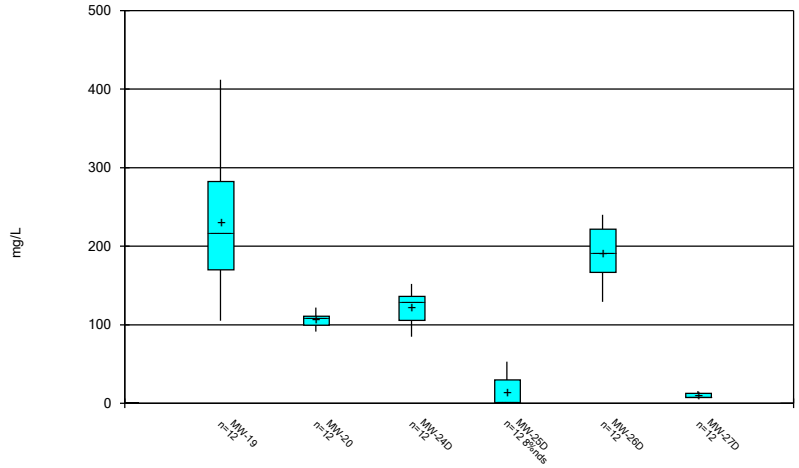

Constituent: Sulfate Analysis Run 10/16/2024 4:21 PM

Plant Hammond Client: Southern Company Data: Hammond AP-1

Sanitas™ v.10.0.22 Software licensed to Groundwater Stats Consulting. UG

Box & Whiskers Plot

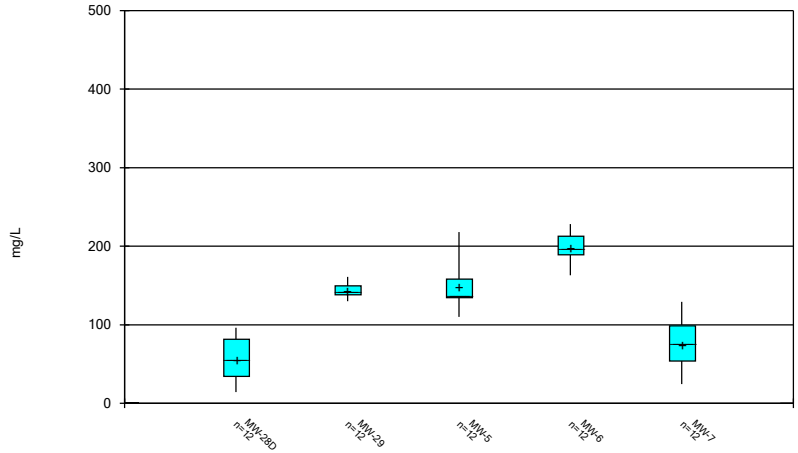

Constituent: Sulfate Analysis Run 10/16/2024 4:21 PM

Plant Hammond Client: Southern Company Data: Hammond AP-1

Sanitas™ v.10.0.22 Software licensed to Groundwater Stats Consulting. UG

Box & Whiskers Plot

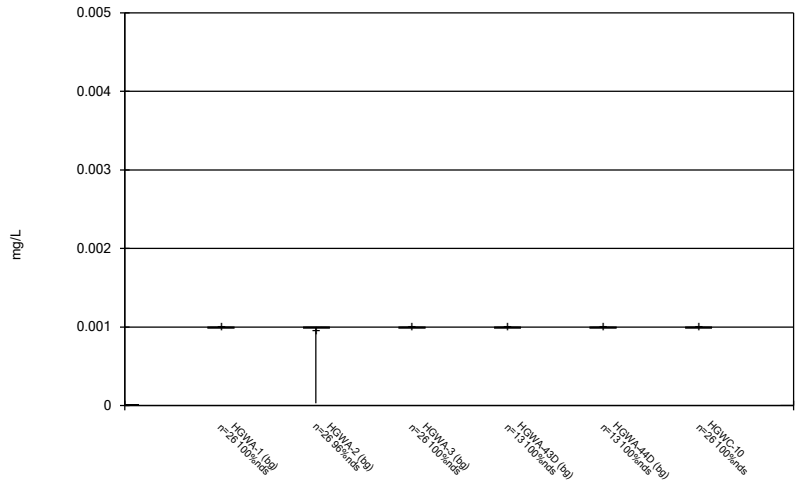

Constituent: Thallium Analysis Run 10/16/2024 4:21 PM

Plant Hammond Client: Southern Company Data: Hammond AP-1

Sanitas™ v.10.0.22 Software licensed to Groundwater Stats Consulting. UG

Box & Whiskers Plot

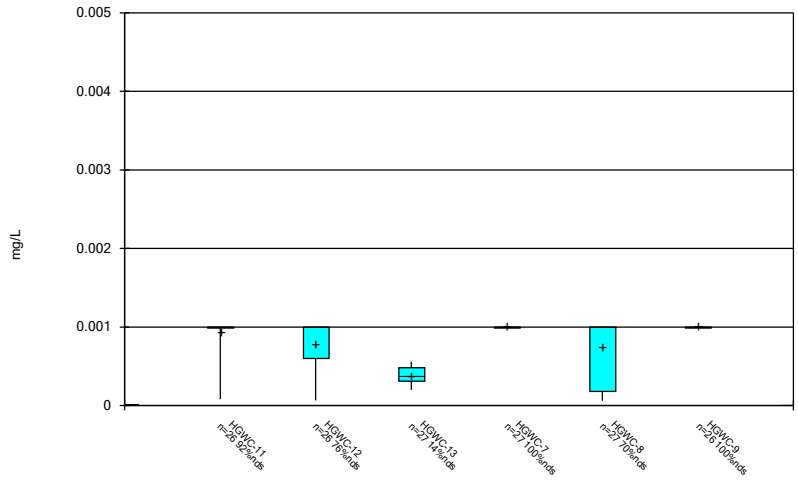

Constituent: Thallium Analysis Run 10/16/2024 4:21 PM

Plant Hammond Client: Southern Company Data: Hammond AP-1

Sanitas™ v.10.0.22 Software licensed to Groundwater Stats Consulting. UG

Box & Whiskers Plot

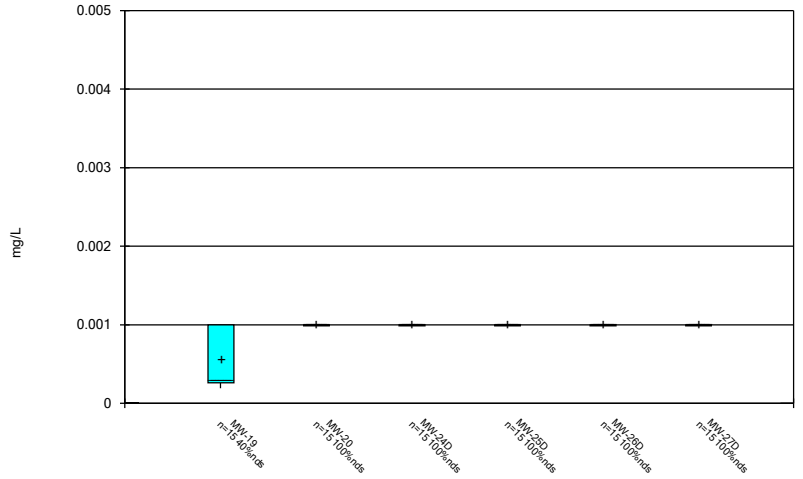

Constituent: Thallium Analysis Run 10/16/2024 4:21 PM

Plant Hammond Client: Southern Company Data: Hammond AP-1

Sanitas™ v.10.0.22 Software licensed to Groundwater Stats Consulting. UG

Box & Whiskers Plot

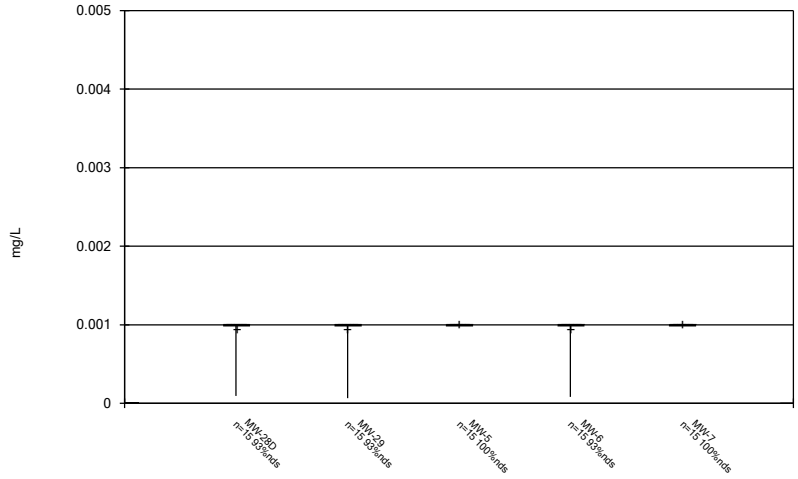

Constituent: Thallium Analysis Run 10/16/2024 4:21 PM

Plant Hammond Client: Southern Company Data: Hammond AP-1

Sanitas™ v.10.0.22 Software licensed to Groundwater Stats Consulting. UG

Box & Whiskers Plot

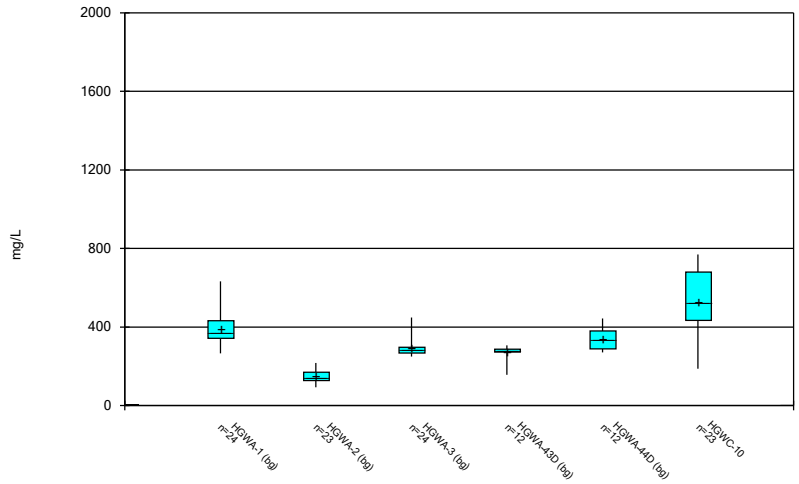

Constituent: Total Dissolved Solids Analysis Run 10/16/2024 4:21 PM

Plant Hammond Client: Southern Company Data: Hammond AP-1

Sanitas™ v.10.0.22 Software licensed to Groundwater Stats Consulting. UG

Box & Whiskers Plot

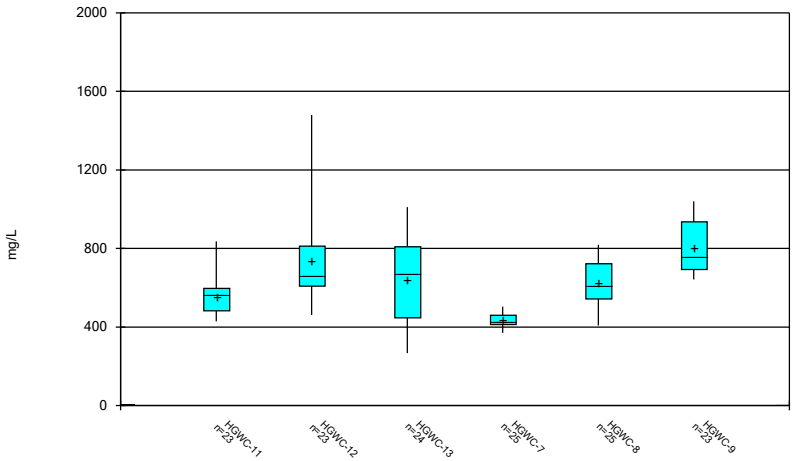

Constituent: Total Dissolved Solids Analysis Run 10/16/2024 4:21 PM

Plant Hammond Client: Southern Company Data: Hammond AP-1

Sanitas™ v.10.0.22 Software licensed to Groundwater Stats Consulting. UG

Box & Whiskers Plot

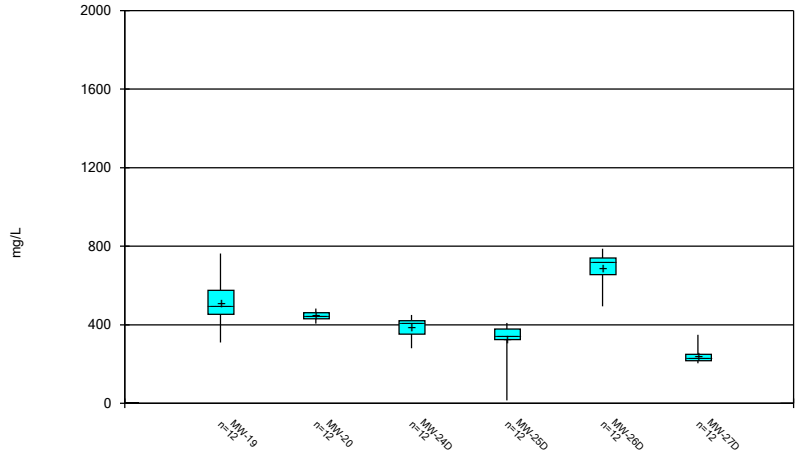

Constituent: Total Dissolved Solids Analysis Run 10/16/2024 4:21 PM

Plant Hammond Client: Southern Company Data: Hammond AP-1

Sanitas™ v.10.0.22 Software licensed to Groundwater Stats Consulting. UG

Box & Whiskers Plot

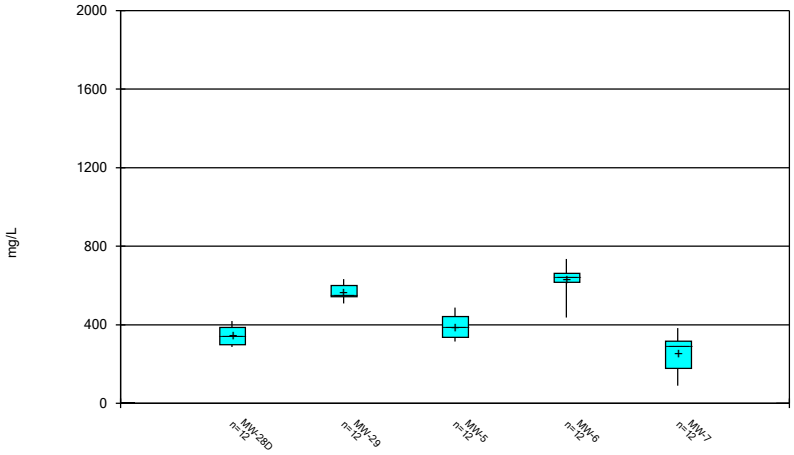

Constituent: Total Dissolved Solids Analysis Run 10/16/2024 4:21 PM

Plant Hammond Client: Southern Company Data: Hammond AP-1

FIGURE C.

Outlier Summary

Plant Hammond Client: Southern Company Data: Hammond AP-1 Printed 10/16/2024, 4:23 PM

	HGWA-44D Lithium (mg/L)
8/8/2023	0.092 (o)
2/13/2024	0.088 (o)
8/6/2024	0.1 (o)

FIGURE D.

Appendix III Interwell Prediction Limits - Significant Results

Plant Hammond Client: Southern Company Data: Hammond AP-1 Printed 10/16/2024, 3:07 PM

Constituent	Well	Upper Lim.	Lower Lim.	Date	Observ.	Sig.	Bg N	Bg Mean	Std. Dev.	%NDs	ND Adj.	Transform	Alpha	Method
Boron (mg/L)	**HGWC-12**	**0.55**	**n/a**	**8/7/2024**	**1.2**	**Yes**	**95**	**n/a**	**n/a**	**6.316**	**n/a**	**n/a**	**0.000215**	**NP Inter (normality) 1 of 2**
Boron (mg/L)	**HGWC-13**	**0.55**	**n/a**	**8/8/2024**	**0.81**	**Yes**	**95**	**n/a**	**n/a**	**6.316**	**n/a**	**n/a**	**0.000215**	**NP Inter (normality) 1 of 2**
Boron (mg/L)	**HGWC-7**	**0.55**	**n/a**	**8/7/2024**	**0.77**	**Yes**	**95**	**n/a**	**n/a**	**6.316**	**n/a**	**n/a**	**0.000215**	**NP Inter (normality) 1 of 2**
Boron (mg/L)	**HGWC-8**	**0.55**	**n/a**	**8/7/2024**	**1.7**	**Yes**	**95**	**n/a**	**n/a**	**6.316**	**n/a**	**n/a**	**0.000215**	**NP Inter (normality) 1 of 2**
Boron (mg/L)	**HGWC-9**	**0.55**	**n/a**	**8/7/2024**	**1.9**	**Yes**	**95**	**n/a**	**n/a**	**6.316**	**n/a**	**n/a**	**0.000215**	**NP Inter (normality) 1 of 2**
Calcium (mg/L)	**HGWC-10**	**138**	**n/a**	**8/7/2024**	**142**	**Yes**	**95**	**n/a**	**n/a**	**0**	**n/a**	**n/a**	**0.000215**	**NP Inter (normality) 1 of 2**
Calcium (mg/L)	**HGWC-12**	**138**	**n/a**	**8/7/2024**	**161**	**Yes**	**95**	**n/a**	**n/a**	**0**	**n/a**	**n/a**	**0.000215**	**NP Inter (normality) 1 of 2**
Calcium (mg/L)	**HGWC-9**	**138**	**n/a**	**8/7/2024**	**163**	**Yes**	**95**	**n/a**	**n/a**	**0**	**n/a**	**n/a**	**0.000215**	**NP Inter (normality) 1 of 2**
Chloride (mg/L)	**HGWC-9**	**44.8**	**n/a**	**8/7/2024**	**87.1**	**Yes**	**95**	**n/a**	**n/a**	**0**	**n/a**	**n/a**	**0.000215**	**NP Inter (normality) 1 of 2**
Sulfate (mg/L)	**HGWC-10**	**93.9**	**n/a**	**8/7/2024**	**111**	**Yes**	**95**	**n/a**	**n/a**	**1.053**	**n/a**	**n/a**	**0.000215**	**NP Inter (normality) 1 of 2**
Sulfate (mg/L)	**HGWC-11**	**93.9**	**n/a**	**8/7/2024**	**206**	**Yes**	**95**	**n/a**	**n/a**	**1.053**	**n/a**	**n/a**	**0.000215**	**NP Inter (normality) 1 of 2**
Sulfate (mg/L)	**HGWC-12**	**93.9**	**n/a**	**8/7/2024**	**220**	**Yes**	**95**	**n/a**	**n/a**	**1.053**	**n/a**	**n/a**	**0.000215**	**NP Inter (normality) 1 of 2**
Sulfate (mg/L)	**HGWC-13**	**93.9**	**n/a**	**8/8/2024**	**239**	**Yes**	**95**	**n/a**	**n/a**	**1.053**	**n/a**	**n/a**	**0.000215**	**NP Inter (normality) 1 of 2**
Sulfate (mg/L)	**HGWC-8**	**93.9**	**n/a**	**8/7/2024**	**124**	**Yes**	**95**	**n/a**	**n/a**	**1.053**	**n/a**	**n/a**	**0.000215**	**NP Inter (normality) 1 of 2**
Sulfate (mg/L)	**HGWC-9**	**93.9**	**n/a**	**8/7/2024**	**187**	**Yes**	**95**	**n/a**	**n/a**	**1.053**	**n/a**	**n/a**	**0.000215**	**NP Inter (normality) 1 of 2**
Total Dissolved Solids (mg/L)	**HGWC-12**	**632**	**n/a**	**8/7/2024**	**642**	**Yes**	**95**	**n/a**	**n/a**	**0**	**n/a**	**n/a**	**0.000215**	**NP Inter (normality) 1 of 2**
Total Dissolved Solids (mg/L)	**HGWC-9**	**632**	**n/a**	**8/7/2024**	**731**	**Yes**	**95**	**n/a**	**n/a**	**0**	**n/a**	**n/a**	**0.000215**	**NP Inter (normality) 1 of 2**

Appendix III Interwell Prediction Limits - All Results

Plant Hammond Client: Southern Company Data: Hammond AP-1 Printed 10/16/2024, 3:07 PM

Constituent	Well	Upper Lim.	Lower Lim.	Date	Observ.	Sig.	Bg N	Bg Mean	Std. Dev.	%NDs	ND Adj.	Transform	Alpha	Method
Boron (mg/L)	HGWC-10	0.55	n/a	8/7/2024	0.48	No	95	n/a	n/a	6.316	n/a	n/a	0.000215	NP Inter (normality) 1 of 2
Boron (mg/L)	HGWC-11	0.55	n/a	8/7/2024	0.46	No	95	n/a	n/a	6.316	n/a	n/a	0.000215	NP Inter (normality) 1 of 2
Boron (mg/L)	**HGWC-12**	**0.55**	**n/a**	**8/7/2024**	**1.2**	**Yes**	**95**	**n/a**	**n/a**	**6.316**	**n/a**	**n/a**	**0.000215**	**NP Inter (normality) 1 of 2**
Boron (mg/L)	**HGWC-13**	**0.55**	**n/a**	**8/8/2024**	**0.81**	**Yes**	**95**	**n/a**	**n/a**	**6.316**	**n/a**	**n/a**	**0.000215**	**NP Inter (normality) 1 of 2**
Boron (mg/L)	**HGWC-7**	**0.55**	**n/a**	**8/7/2024**	**0.77**	**Yes**	**95**	**n/a**	**n/a**	**6.316**	**n/a**	**n/a**	**0.000215**	**NP Inter (normality) 1 of 2**
Boron (mg/L)	**HGWC-8**	**0.55**	**n/a**	**8/7/2024**	**1.7**	**Yes**	**95**	**n/a**	**n/a**	**6.316**	**n/a**	**n/a**	**0.000215**	**NP Inter (normality) 1 of 2**
Boron (mg/L)	**HGWC-9**	**0.55**	**n/a**	**8/7/2024**	**1.9**	**Yes**	**95**	**n/a**	**n/a**	**6.316**	**n/a**	**n/a**	**0.000215**	**NP Inter (normality) 1 of 2**
Calcium (mg/L)	**HGWC-10**	**138**	**n/a**	**8/7/2024**	**142**	**Yes**	**95**	**n/a**	**n/a**	**0**	**n/a**	**n/a**	**0.000215**	**NP Inter (normality) 1 of 2**
Calcium (mg/L)	HGWC-11	138	n/a	8/7/2024	101	No	95	n/a	n/a	0	n/a	n/a	0.000215	NP Inter (normality) 1 of 2
Calcium (mg/L)	**HGWC-12**	**138**	**n/a**	**8/7/2024**	**161**	**Yes**	**95**	**n/a**	**n/a**	**0**	**n/a**	**n/a**	**0.000215**	**NP Inter (normality) 1 of 2**
Calcium (mg/L)	HGWC-13	138	n/a	8/8/2024	127	No	95	n/a	n/a	0	n/a	n/a	0.000215	NP Inter (normality) 1 of 2
Calcium (mg/L)	HGWC-7	138	n/a	8/7/2024	99.2	No	95	n/a	n/a	0	n/a	n/a	0.000215	NP Inter (normality) 1 of 2
Calcium (mg/L)	HGWC-8	138	n/a	8/7/2024	97.7	No	95	n/a	n/a	0	n/a	n/a	0.000215	NP Inter (normality) 1 of 2
Calcium (mg/L)	**HGWC-9**	**138**	**n/a**	**8/7/2024**	**163**	**Yes**	**95**	**n/a**	**n/a**	**0**	**n/a**	**n/a**	**0.000215**	**NP Inter (normality) 1 of 2**
Chloride (mg/L)	HGWC-10	44.8	n/a	8/7/2024	12.9	No	95	n/a	n/a	0	n/a	n/a	0.000215	NP Inter (normality) 1 of 2
Chloride (mg/L)	HGWC-11	44.8	n/a	8/7/2024	6.3	No	95	n/a	n/a	0	n/a	n/a	0.000215	NP Inter (normality) 1 of 2
Chloride (mg/L)	HGWC-12	44.8	n/a	8/7/2024	26.7	No	95	n/a	n/a	0	n/a	n/a	0.000215	NP Inter (normality) 1 of 2
Chloride (mg/L)	HGWC-13	44.8	n/a	8/8/2024	12.8	No	95	n/a	n/a	0	n/a	n/a	0.000215	NP Inter (normality) 1 of 2
Chloride (mg/L)	HGWC-7	44.8	n/a	8/7/2024	28.6	No	95	n/a	n/a	0	n/a	n/a	0.000215	NP Inter (normality) 1 of 2
Chloride (mg/L)	HGWC-8	44.8	n/a	8/7/2024	36.1	No	95	n/a	n/a	0	n/a	n/a	0.000215	NP Inter (normality) 1 of 2
Chloride (mg/L)	**HGWC-9**	**44.8**	**n/a**	**8/7/2024**	**87.1**	**Yes**	**95**	**n/a**	**n/a**	**0**	**n/a**	**n/a**	**0.000215**	**NP Inter (normality) 1 of 2**
Fluoride (mg/L)	HGWC-10	1.5	n/a	8/7/2024	0.075J	No	109	n/a	n/a	25.69	n/a	n/a	0.0001668	NP Inter (normality) 1 of 2
Fluoride (mg/L)	HGWC-11	1.5	n/a	8/7/2024	0.11	No	109	n/a	n/a	25.69	n/a	n/a	0.0001668	NP Inter (normality) 1 of 2
Fluoride (mg/L)	HGWC-12	1.5	n/a	8/7/2024	0.17	No	109	n/a	n/a	25.69	n/a	n/a	0.0001668	NP Inter (normality) 1 of 2
Fluoride (mg/L)	HGWC-13	1.5	n/a	8/8/2024	0.38	No	109	n/a	n/a	25.69	n/a	n/a	0.0001668	NP Inter (normality) 1 of 2
Fluoride (mg/L)	HGWC-7	1.5	n/a	8/7/2024	0.074J	No	109	n/a	n/a	25.69	n/a	n/a	0.0001668	NP Inter (normality) 1 of 2
Fluoride (mg/L)	HGWC-8	1.5	n/a	8/7/2024	0.37	No	109	n/a	n/a	25.69	n/a	n/a	0.0001668	NP Inter (normality) 1 of 2
Fluoride (mg/L)	HGWC-9	1.5	n/a	8/7/2024	0.084J	No	109	n/a	n/a	25.69	n/a	n/a	0.0001668	NP Inter (normality) 1 of 2
pH, Field (SU)	HGWC-10	8.36	4.9	8/7/2024	6.92	No	104	n/a	n/a	0	n/a	n/a	0.0003626	NP Inter (normality) 1 of 2
pH, Field (SU)	HGWC-11	8.36	4.9	8/7/2024	5.79	No	104	n/a	n/a	0	n/a	n/a	0.0003626	NP Inter (normality) 1 of 2
pH, Field (SU)	HGWC-12	8.36	4.9	8/7/2024	7.09	No	104	n/a	n/a	0	n/a	n/a	0.0003626	NP Inter (normality) 1 of 2
pH, Field (SU)	HGWC-13	8.36	4.9	8/8/2024	6.95	No	104	n/a	n/a	0	n/a	n/a	0.0003626	NP Inter (normality) 1 of 2
pH, Field (SU)	HGWC-7	8.36	4.9	8/7/2024	7.58	No	104	n/a	n/a	0	n/a	n/a	0.0003626	NP Inter (normality) 1 of 2
pH, Field (SU)	HGWC-8	8.36	4.9	8/7/2024	6.71	No	104	n/a	n/a	0	n/a	n/a	0.0003626	NP Inter (normality) 1 of 2
pH, Field (SU)	HGWC-9	8.36	4.9	8/7/2024	7.03	No	104	n/a	n/a	0	n/a	n/a	0.0003626	NP Inter (normality) 1 of 2
Sulfate (mg/L)	**HGWC-10**	**93.9**	**n/a**	**8/7/2024**	**111**	**Yes**	**95**	**n/a**	**n/a**	**1.053**	**n/a**	**n/a**	**0.000215**	**NP Inter (normality) 1 of 2**
Sulfate (mg/L)	**HGWC-11**	**93.9**	**n/a**	**8/7/2024**	**206**	**Yes**	**95**	**n/a**	**n/a**	**1.053**	**n/a**	**n/a**	**0.000215**	**NP Inter (normality) 1 of 2**
Sulfate (mg/L)	**HGWC-12**	**93.9**	**n/a**	**8/7/2024**	**220**	**Yes**	**95**	**n/a**	**n/a**	**1.053**	**n/a**	**n/a**	**0.000215**	**NP Inter (normality) 1 of 2**
Sulfate (mg/L)	**HGWC-13**	**93.9**	**n/a**	**8/8/2024**	**239**	**Yes**	**95**	**n/a**	**n/a**	**1.053**	**n/a**	**n/a**	**0.000215**	**NP Inter (normality) 1 of 2**
Sulfate (mg/L)	HGWC-7	93.9	n/a	8/7/2024	86.5	No	95	n/a	n/a	1.053	n/a	n/a	0.000215	NP Inter (normality) 1 of 2
Sulfate (mg/L)	**HGWC-8**	**93.9**	**n/a**	**8/7/2024**	**124**	**Yes**	**95**	**n/a**	**n/a**	**1.053**	**n/a**	**n/a**	**0.000215**	**NP Inter (normality) 1 of 2**
Sulfate (mg/L)	**HGWC-9**	**93.9**	**n/a**	**8/7/2024**	**187**	**Yes**	**95**	**n/a**	**n/a**	**1.053**	**n/a**	**n/a**	**0.000215**	**NP Inter (normality) 1 of 2**
Total Dissolved Solids (mg/L)	HGWC-10	632	n/a	8/7/2024	501	No	95	n/a	n/a	0	n/a	n/a	0.000215	NP Inter (normality) 1 of 2
Total Dissolved Solids (mg/L)	HGWC-11	632	n/a	8/7/2024	437	No	95	n/a	n/a	0	n/a	n/a	0.000215	NP Inter (normality) 1 of 2
Total Dissolved Solids (mg/L)	**HGWC-12**	**632**	**n/a**	**8/7/2024**	**642**	**Yes**	**95**	**n/a**	**n/a**	**0**	**n/a**	**n/a**	**0.000215**	**NP Inter (normality) 1 of 2**
Total Dissolved Solids (mg/L)	HGWC-13	632	n/a	8/8/2024	544	No	95	n/a	n/a	0	n/a	n/a	0.000215	NP Inter (normality) 1 of 2
Total Dissolved Solids (mg/L)	HGWC-7	632	n/a	8/7/2024	417	No	95	n/a	n/a	0	n/a	n/a	0.000215	NP Inter (normality) 1 of 2
Total Dissolved Solids (mg/L)	HGWC-8	632	n/a	8/7/2024	469	No	95	n/a	n/a	0	n/a	n/a	0.000215	NP Inter (normality) 1 of 2
Total Dissolved Solids (mg/L)	**HGWC-9**	**632**	**n/a**	**8/7/2024**	**731**	**Yes**	**95**	**n/a**	**n/a**	**0**	**n/a**	**n/a**	**0.000215**	**NP Inter (normality) 1 of 2**

Sanitas™ v.10.0.22 Software licensed to Groundwater Stats Consulting. UG

Exceeds Limit: HGWC-12, HGWC-13, HGWC-7, HGWC-8, HGWC-9

Prediction Limit

Interwell Non-parametric

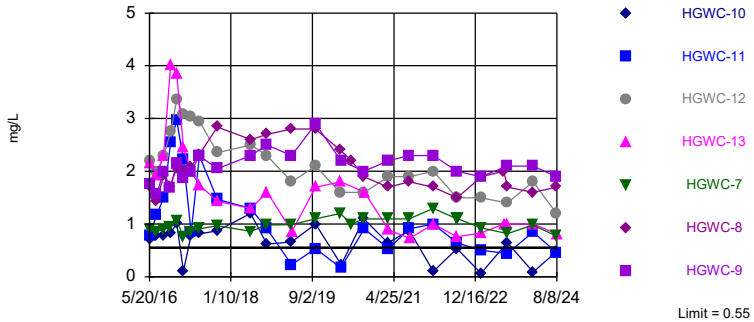

Non-parametric test used in lieu of parametric prediction limit because the Shapiro Francia normality test showed the data to be non-normal at the 0.01 alpha level. Limit is highest of 95 background values. 6.316% NDs. Annual per-constituent alpha = 0.003006. Individual comparison alpha = 0.000215 (1 of 2). Comparing 7 points to limit.

Constituent: Boron Analysis Run 10/16/2024 3:04 PM View: Appendix III

Plant Hammond Client: Southern Company Data: Hammond AP-1

Sanitas™ v.10.0.22 Software licensed to Groundwater Stats Consulting. UG

Exceeds Limit: HGWC-10, HGWC-12, HGWC-9

Prediction Limit

Interwell Non-parametric

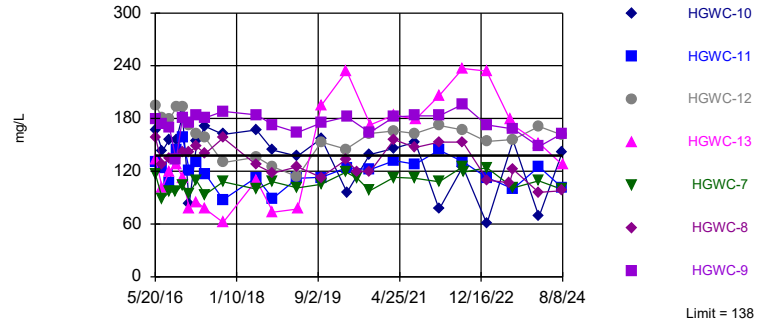

Non-parametric test used in lieu of parametric prediction limit because the Shapiro Francia normality test showed the data to be non-normal at the 0.01 alpha level. Limit is highest of 95 background values. Annual per-constituent alpha = 0.003006. Individual comparison alpha = 0.000215 (1 of 2). Comparing 7 points to limit.

Constituent: Calcium Analysis Run 10/16/2024 3:04 PM View: Appendix III

Plant Hammond Client: Southern Company Data: Hammond AP-1

Sanitas™ v.10.0.22 Software licensed to Groundwater Stats Consulting. UG

Exceeds Limit: HGWC-9

Prediction Limit

Interwell Non-parametric

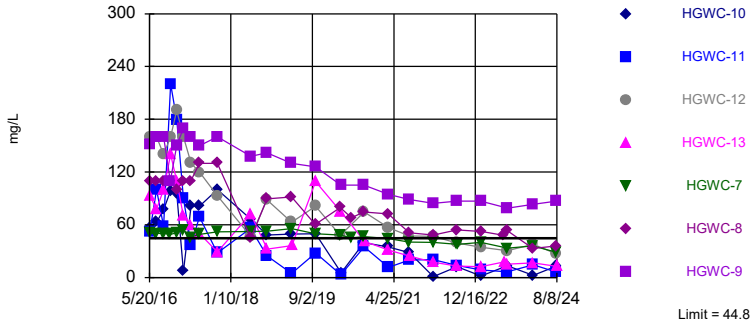

Non-parametric test used in lieu of parametric prediction limit because the Shapiro Francia normality test showed the data to be non-normal at the 0.01 alpha level. Limit is highest of 95 background values. Annual per-constituent alpha = 0.003006. Individual comparison alpha = 0.000215 (1 of 2). Comparing 7 points to limit.

Constituent: Chloride Analysis Run 10/16/2024 3:04 PM View: Appendix III

Plant Hammond Client: Southern Company Data: Hammond AP-1

Sanitas™ v.10.0.22 Software licensed to Groundwater Stats Consulting. UG

Hollow symbols indicate censored values.

Within Limit

Prediction Limit

Interwell Non-parametric

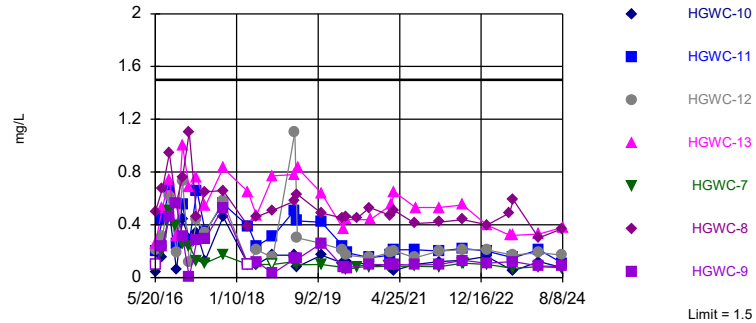

Non-parametric test used in lieu of parametric prediction limit because the Chi Squared normality test showed the data to be non-normal at the 0.01 alpha level. Limit is highest of 109 background values. 25.69% NDs. Annual per-constituent alpha = 0.002333. Individual comparison alpha = 0.0001668 (1 of 2). Comparing 7 points to limit.

Constituent: Fluoride Analysis Run 10/16/2024 3:04 PM View: Appendix III

Plant Hammond Client: Southern Company Data: Hammond AP-1

Sanitas™ v.10.0.22 Software licensed to Groundwater Stats Consulting. UG

Within Limits

Prediction Limit

Interwell Non-parametric

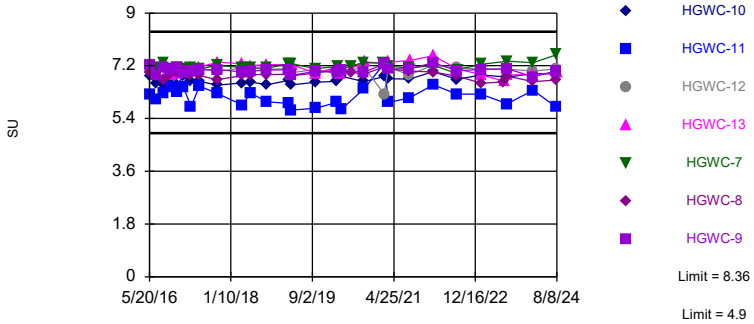

Non-parametric test used in lieu of parametric prediction limit because the Chi Squared normality test showed the data to be non-normal at the 0.01 alpha level. Limits are highest and lowest of 104 background values. Annual per-constituent alpha = 0.005071. Individual comparison alpha = 0.0003626 (1 of 2). Comparing 7 points to limit.

Constituent: pH, Field Analysis Run 10/16/2024 3:05 PM View: Appendix III

Plant Hammond Client: Southern Company Data: Hammond AP-1

Sanitas™ v.10.0.22 Software licensed to Groundwater Stats Consulting. UG

Hollow symbols indicate censored values.

Exceeds Limit: HGWC-10, HGWC-11, HGWC-12, HGWC-13, HGWC-8, HGWC-9

Prediction Limit

Interwell Non-parametric

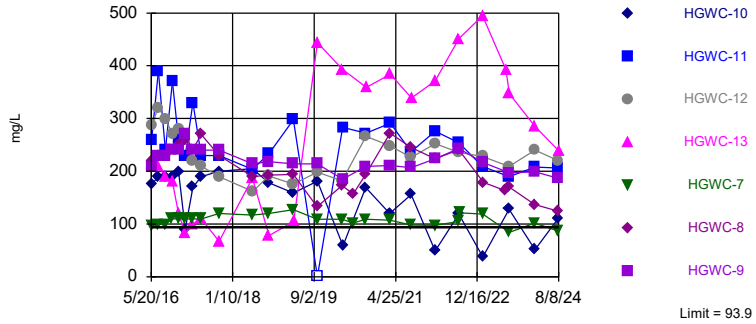

Non-parametric test used in lieu of parametric prediction limit because the Shapiro Francia normality test showed the data to be non-normal at the 0.01 alpha level. Limit is highest of 95 background values. 1.053% NDs. Annual per-constituent alpha = 0.003006. Individual comparison alpha = 0.000215 (1 of 2). Comparing 7 points to limit.

Constituent: Sulfate Analysis Run 10/16/2024 3:05 PM View: Appendix III

Plant Hammond Client: Southern Company Data: Hammond AP-1

Sanitas™ v.10.0.22 Software licensed to Groundwater Stats Consulting. UG

Exceeds Limit: HGWC-12, HGWC-9

Prediction Limit

Interwell Non-parametric

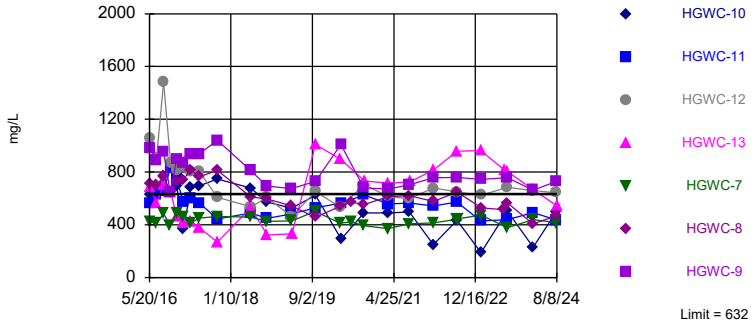

Non-parametric test used in lieu of parametric prediction limit because the Shapiro Francia normality test showed the data to be non-normal at the 0.01 alpha level. Limit is highest of 95 background values. Annual per-constituent alpha = 0.003006. Individual comparison alpha = 0.000215 (1 of 2). Comparing 7 points to limit.

Constituent: Total Dissolved Solids Analysis Run 10/16/2024 3:05 PM View: Appendix III

Plant Hammond Client: Southern Company Data: Hammond AP-1

Prediction Limit

Constituent: Boron (mg/L) Analysis Run 10/16/2024 3:07 PM View: Appendix III

Plant Hammond Client: Southern Company Data: Hammond AP-1

	HGWA-1 (bg)	HGWA-3 (bg)	HGWA-2 (bg)	HGWC-7	HGWC-8	HGWC-11	HGWC-12	HGWC-10	HGWC-13
5/19/2016	0.0214 (J)	<0.04	0.0321 (J)						
5/20/2016				0.885	1.71				
5/23/2016						0.787	2.2	0.72	2.15
7/11/2016	0.0142 (J)		0.0337 (J)						
7/12/2016		0.0074 (J)		0.857	1.43	1.17	1.98	0.778	1.91
8/30/2016	0.0074 (J)	<0.04	0.0173 (J)						
9/1/2016				0.904	1.91	1.49	2.28	0.786	2.3
10/19/2016	0.0224 (J)	0.0085 (J)	0.0341 (J)						
10/20/2016				0.936	1.72				
10/24/2016						2.54	2.75	0.831	4.01
12/6/2016	0.0211 (J)	0.0085 (J)	0.0326 (J)	1.06	2.06				
12/7/2016						2.96	3.35	1.01	3.85
1/24/2017	0.0165 (J)	0.01 (J)	0.0365 (J)						
1/25/2017				0.764	2.01				
1/26/2017						2.23	3.07	0.108	2.45
3/21/2017	0.0187 (J)	0.0079 (J)	0.0349 (J)	0.857	2.08				
3/22/2017						0.84	3.04	0.788	1.99
5/22/2017	0.0782	0.0131 (J)	0.0475						
5/23/2017				0.91	2.32				
5/24/2017						2.29	2.95	0.814	1.74
10/3/2017	0.0198 (J)	0.0097 (J)	0.0386 (J)	0.967	2.84	1.47	2.35	0.871	1.43
6/4/2018	0.02 (J)	0.017 (J)	0.036 (J)						
6/5/2018				0.86		1.3		1.2	1.3
6/6/2018					2.6		2.5		
10/1/2018	0.013 (J)	0.0061 (J)	0.035 (J)						
10/2/2018				0.98	2.7			0.62	
10/3/2018						0.91	2.3		
10/5/2018									1.6
4/1/2019		0.0066 (J)							
4/2/2019	0.016 (J)		0.034 (J)	0.99					
4/3/2019					2.8	0.23	1.8	0.66	
4/5/2019									0.86 (J)
9/23/2019	0.021 (J)	0.0081 (J)	0.04 (J)						
9/24/2019					2.8				
9/25/2019				1.1					
9/26/2019									1.7
9/27/2019						0.53	2.1	1	
3/25/2020	0.025 (J)	0.0096 (J)	0.039 (J)						
3/26/2020							1.6		
3/27/2020				1.2	2.4				
3/30/2020									1.8
3/31/2020						0.17			
4/1/2020								0.23	
6/16/2020	0.021 (J)	0.01 (J)			2.2				
6/17/2020				1					
9/15/2020	0.017 (J)	0.0071 (J)	0.044 (J)						
9/16/2020				1.1	1.9			1.1	
9/17/2020									
9/18/2020						0.91	1.6		
9/21/2020									1.6
11/10/2020									
12/15/2020									

ND substitution: RL or RL/2 if <15% NDs.

Prediction Limit

Constituent: Boron (mg/L) Analysis Run 10/16/2024 3:07 PM View: Appendix III

Plant Hammond Client: Southern Company Data: Hammond AP-1

	HGWA-1 (bg)	HGWA-3 (bg)	HGWA-2 (bg)	HGWC-7	HGWC-8	HGWC-11	HGWC-12	HGWC-10	HGWC-13
1/19/2021									
3/10/2021	0.015 (J)								
3/11/2021		0.015 (J)	0.056						
3/12/2021								0.64	
3/15/2021				1.1	1.7				
3/16/2021						0.53	1.9		
3/17/2021									0.89
8/11/2021	0.02 (J)								
8/12/2021		<0.04	0.044						
8/13/2021									
8/16/2021				1.1					
8/17/2021								0.88	
8/18/2021					1.8	0.91	1.9		
8/19/2021									0.73
2/1/2022	0.016 (J)	0.011 (J)	0.056						
2/9/2022						1	2	0.1	
2/10/2022				1.3	1.7				1
8/2/2022	0.012 (J)	<0.04	0.047						
8/3/2022				1.1	1.5	0.64	1.5	0.53	0.76
8/4/2022									
8/11/2022				1.1					
1/23/2023		0.012 (J)							
1/24/2023	0.015 (J)		0.046						
1/26/2023						0.5	1.5		0.83
1/27/2023				0.93				0.065	
2/1/2023					1.9				
7/13/2023					2				
7/17/2023									1
8/8/2023	0.023 (J)	0.011 (J)	0.06						
8/10/2023						0.44	1.4	0.65	
8/11/2023									
8/12/2023				0.82	1.7				1
2/13/2024	0.02 (J)	<0.04	0.051						
2/14/2024				0.98	1.6				
2/15/2024						0.85	1.8	0.089	
2/16/2024									1
8/5/2024	0.02 (J)	<0.04	0.057						
8/6/2024									
8/7/2024				0.77	1.7	0.46	1.2	0.48	
8/8/2024									0.81

ND substitution: RL or RL/2 if <15% NDs.

Prediction Limit

Constituent: Boron (mg/L) Analysis Run 10/16/2024 3:07 PM View: Appendix III

Plant Hammond Client: Southern Company Data: Hammond AP-1

	HGWC-9	HGWA-44D (bg)	HGWA-43D (bg)
5/19/2016			
5/20/2016			
5/23/2016	1.76		
7/11/2016			
7/12/2016	1.56		
8/30/2016			
9/1/2016	2		
10/19/2016			
10/20/2016	1.68		
10/24/2016			
12/6/2016	2.15		
12/7/2016			
1/24/2017			
1/25/2017			
1/26/2017	1.87		
3/21/2017			
3/22/2017	1.99		
5/22/2017			
5/23/2017	2.29		
5/24/2017			
10/3/2017	2.05		
6/4/2018			
6/5/2018			
6/6/2018	2.3		
10/1/2018			
10/2/2018	2.5		
10/3/2018			
10/5/2018			
4/1/2019			
4/2/2019			
4/3/2019	2.3		
4/5/2019			
9/23/2019			
9/24/2019			
9/25/2019			
9/26/2019			
9/27/2019	2.9		
3/25/2020			
3/26/2020			
3/27/2020			
3/30/2020			
3/31/2020	2.2		
4/1/2020			
6/16/2020			
6/17/2020			
9/15/2020			
9/16/2020		0.23	0.061 (J)
9/17/2020	2		
9/18/2020			
9/21/2020			
11/10/2020		0.29	0.057 (J)
12/15/2020		0.31	0.052 (J)

Prediction Limit

Constituent: Boron (mg/L) Analysis Run 10/16/2024 3:07 PM View: Appendix III

Plant Hammond Client: Southern Company Data: Hammond AP-1

	HGWC-9	HGWA-44D (bg)	HGWA-43D (bg)
1/19/2021		0.4	0.049 (J)
3/10/2021		0.39	
3/11/2021			0.06
3/12/2021			
3/15/2021			
3/16/2021	2.2		
3/17/2021			
8/11/2021			0.042
8/12/2021			
8/13/2021		0.31	
8/16/2021			
8/17/2021	2.3		
8/18/2021			
8/19/2021			
2/1/2022		0.44	0.05
2/9/2022	2.3		
2/10/2022			
8/2/2022		0.31	0.043
8/3/2022			
8/4/2022	2		
8/11/2022			
1/23/2023			
1/24/2023		0.44	0.037 (J)
1/26/2023	1.9		
1/27/2023			
2/1/2023			
7/13/2023			
7/17/2023			
8/8/2023		0.55	0.038 (J)
8/10/2023			
8/11/2023	2.1		
8/12/2023			
2/13/2024		0.49	0.037 (J)
2/14/2024			
2/15/2024	2.1		
2/16/2024			
8/5/2024			
8/6/2024		0.52	0.043
8/7/2024	1.9		
8/8/2024			

Prediction Limit

Constituent: Calcium (mg/L) Analysis Run 10/16/2024 3:07 PM View: Appendix III

Plant Hammond Client: Southern Company Data: Hammond AP-1

	HGWA-1 (bg)	HGWA-3 (bg)	HGWA-2 (bg)	HGWC-7	HGWC-8	HGWC-11	HGWC-12	HGWC-10	HGWC-13
5/19/2016	138	76.2	22.9						
5/20/2016				117	159				
5/23/2016						131	195	167	133
7/11/2016	97.2		22.3						
7/12/2016		61.5		88.8	127	124	181	143	101
8/30/2016	97.5	65.1	26.4						
9/1/2016				96.3	135	107	179	156	120
10/19/2016	99.2	73.2	21.7						
10/20/2016				96.9	134				
10/24/2016						145	193	156	127
12/6/2016	105	74.9	18.2	104	142				
12/7/2016						159	193	183	113
1/24/2017	95.7	69.6	18.5						
1/25/2017				94.5	142				
1/26/2017						121	172	82.6	77.9
3/21/2017	106	75.7	18.6	109	148				
3/22/2017						130	162	154	85.1
5/22/2017	107	71.5	17.8						
5/23/2017				93.3	140				
5/24/2017						117	158	171	77.1
10/3/2017	102	76.3	20.2	108	158	87.7	130	162	62
6/4/2018	124	73.4	19.1						
6/5/2018				99.8		113		167	110
6/6/2018					127		136		
10/1/2018	108	80.9	20.5 (J)						
10/2/2018				108	118			144	
10/3/2018						89	125		
10/5/2018									73.6
4/1/2019		80.5							
4/2/2019	132		22.5 (J)	101					
4/3/2019					125	112	114	137	
4/5/2019									77.1
9/23/2019	118	71	19.5						
9/24/2019					113				
9/25/2019				105					
9/26/2019									195
9/27/2019						113	153	157	
3/25/2020	127	89.8	23						
3/26/2020							145		
3/27/2020				119	133				
3/30/2020									234
3/31/2020						124			
4/1/2020								96.2	
6/16/2020	130	85.1			120				
6/17/2020				112					
9/15/2020	103	73.1	21.1						
9/16/2020				98	119			139	
9/17/2020									
9/18/2020						122	163		
9/21/2020									173
11/10/2020									
12/15/2020									

Prediction Limit

Constituent: Calcium (mg/L) Analysis Run 10/16/2024 3:07 PM View: Appendix III

Plant Hammond Client: Southern Company Data: Hammond AP-1

	HGWA-1 (bg)	HGWA-3 (bg)	HGWA-2 (bg)	HGWC-7	HGWC-8	HGWC-11	HGWC-12	HGWC-10	HGWC-13
1/19/2021									
3/10/2021	111								
3/11/2021		83.8	43.8						
3/12/2021								146 (M1)	
3/15/2021				113	156				
3/16/2021						132	166		
3/17/2021									184
8/11/2021	113								
8/12/2021		84	21.9						
8/13/2021									
8/16/2021				112					
8/17/2021								153	
8/18/2021					147	128	163		
8/19/2021									179
2/1/2022	106	85.1	27.2						
2/9/2022						144	172	76.8	
2/10/2022				108	153				206
8/2/2022	117	84.6	31.2						
8/3/2022				125	153	131	167	125	237
8/4/2022									
8/11/2022				119					
1/23/2023		85							
1/24/2023	117		29.4						
1/26/2023						113	154		234
1/27/2023				124				60.4	
2/1/2023					110				
7/13/2023					107				
7/17/2023									179
8/8/2023	118	78.3	30.7						
8/10/2023						100	156	155	
8/11/2023									
8/12/2023				101	122				172
2/13/2024	116	83.6	38.8						
2/14/2024				109	96.2				
2/15/2024						125	171	68.4	
2/16/2024									152
8/5/2024	113	83.3	34.7						
8/6/2024									
8/7/2024				99.2	97.7	101	161	142	
8/8/2024									127

Prediction Limit

Constituent: Calcium (mg/L) Analysis Run 10/16/2024 3:07 PM View: Appendix III

Plant Hammond Client: Southern Company Data: Hammond AP-1

	HGWC-9	HGWA-44D (bg)	HGWA-43D (bg)
5/19/2016			
5/20/2016			
5/23/2016	179		
7/11/2016			
7/12/2016	174		
8/30/2016			
9/1/2016	170		
10/19/2016			
10/20/2016	133		
10/24/2016			
12/6/2016	181		
12/7/2016			
1/24/2017			
1/25/2017			
1/26/2017	175		
3/21/2017			
3/22/2017	183		
5/22/2017			
5/23/2017	181		
5/24/2017			
10/3/2017	188		
6/4/2018			
6/5/2018			
6/6/2018	184		
10/1/2018			
10/2/2018	173		
10/3/2018			
10/5/2018			
4/1/2019			
4/2/2019			
4/3/2019	164		
4/5/2019			
9/23/2019			
9/24/2019			
9/25/2019			
9/26/2019			
9/27/2019	175		
3/25/2020			
3/26/2020			
3/27/2020			
3/30/2020			
3/31/2020	182		
4/1/2020			
6/16/2020			
6/17/2020			
9/15/2020			
9/16/2020		30	56
9/17/2020	164		
9/18/2020			
9/21/2020			
11/10/2020		33.6	63.3
12/15/2020		28.7	62.6

Prediction Limit

Constituent: Calcium (mg/L) Analysis Run 10/16/2024 3:07 PM View: Appendix III

Plant Hammond Client: Southern Company Data: Hammond AP-1

	HGWC-9	HGWA-44D (bg)	HGWA-43D (bg)
1/19/2021		33	60.1
3/10/2021		5.9	
3/11/2021			59.6
3/12/2021			
3/15/2021			
3/16/2021	182		
3/17/2021			
8/11/2021			61
8/12/2021			
8/13/2021		28.9	
8/16/2021			
8/17/2021	183		
8/18/2021			
8/19/2021			
2/1/2022		24.8	55.9
2/9/2022	183		
2/10/2022			
8/2/2022		20.9	54.1
8/3/2022			
8/4/2022	196		
8/11/2022			
1/23/2023			
1/24/2023		13.2	56.6
1/26/2023	173		
1/27/2023			
2/1/2023			
7/13/2023			
7/17/2023			
8/8/2023		8.1	52.8
8/10/2023			
8/11/2023	168		
8/12/2023			
2/13/2024		9.9	53.3
2/14/2024			
2/15/2024	148		
2/16/2024			
8/5/2024			
8/6/2024		7.1	57.2
8/7/2024	163		
8/8/2024			

Prediction Limit

Constituent: Chloride (mg/L) Analysis Run 10/16/2024 3:07 PM View: Appendix III

Plant Hammond Client: Southern Company Data: Hammond AP-1

	HGWA-1 (bg)	HGWA-3 (bg)	HGWA-2 (bg)	HGWC-7	HGWC-8	HGWC-11	HGWC-12	HGWC-10	HGWC-13
5/19/2016	9.94	5.93	6.14						
5/20/2016				50.4	109				
5/23/2016						51.9	160	56.1	93.2
7/11/2016	6.3		5.9						
7/12/2016		6.2		50	110	100	160	63	78
8/30/2016	6	6.4	6.2						
9/1/2016				50	110	58	140	77	100
10/19/2016	5.8	6.5	6.1						
10/20/2016				49	110				
10/24/2016						220	160	99	140
12/6/2016	5.4	7.2	6	51	100				
12/7/2016						180	190	96	110
1/24/2017	5.2	6.4	6.1						
1/25/2017				54	110				
1/26/2017						90	160	7	70
3/21/2017	4.6	7.5	5.9	46	110				
3/22/2017						37	130	82	59
5/22/2017	4.6	6.5	5.9						
5/23/2017				49	130				
5/24/2017						69	120	81	50
10/3/2017	5.6	6.5	6.3	52	130	28	93	100	29
6/4/2018	13.1	6.3	6.1						
6/5/2018				52.3		56.1		66.6	72.3
6/6/2018					44.8		46.4		
10/1/2018	6.6	6.4	6.4						
10/2/2018				52.6	89.4			48.3	
10/3/2018						24.8	88.4		
10/5/2018									32.3
4/1/2019		6.5							
4/2/2019	20.3		5.8	55.5					
4/3/2019					91.6	4.6	62.8	49.3	
4/5/2019									36.4
9/23/2019	17.7	5.9	5.1						
9/24/2019					60.2				
9/25/2019				49.8					
9/26/2019									109
9/27/2019						27.9	81	49.9	
3/25/2020	20.4	6.1	5.2						
3/26/2020							48		
3/27/2020				48.3	79.8				
3/30/2020									75.1
3/31/2020						3.2			
4/1/2020								5.4	
6/16/2020	41.1	5.8			67.9				
6/17/2020				45.2					
9/15/2020	13.4	6	5						
9/16/2020				46.4	74.6			39.7	
9/17/2020									
9/18/2020						34.9	74.6		
9/21/2020									41.2
11/10/2020									
12/15/2020									

Prediction Limit

Constituent: Chloride (mg/L) Analysis Run 10/16/2024 3:07 PM View: Appendix III

Plant Hammond Client: Southern Company Data: Hammond AP-1

	HGWA-1 (bg)	HGWA-3 (bg)	HGWA-2 (bg)	HGWC-7	HGWC-8	HGWC-11	HGWC-12	HGWC-10	HGWC-13
1/19/2021									
3/10/2021	7.4								
3/11/2021		5.9	5.1						
3/12/2021								35	
3/15/2021				44.5	72.4				
3/16/2021						11.5	56.8		
3/17/2021									31.4
8/11/2021	9.6								
8/12/2021		4.8	5.2						
8/13/2021									
8/16/2021				40.3					
8/17/2021								28.3	
8/18/2021					50.9	19.9	47.3		
8/19/2021									24.4
2/1/2022	7.5	5.7	7						
2/9/2022						20.4	46.8	1.2	
2/10/2022				39.8	48.2				17.4
8/2/2022	14.1	5.9	7.8						
8/3/2022				37.9	54.1	13.8	39.2	12.3	13
8/4/2022									
8/11/2022				37.7					
1/23/2023		5.6							
1/24/2023	9		7.1						
1/26/2023						8.8	34.6		12.5
1/27/2023				40				1.6	
2/1/2023					52.4				
7/13/2023					47.9				
7/17/2023									17.8
8/8/2023	26	5.3	6.6						
8/10/2023						6.5	30.6	13.4	
8/11/2023									
8/12/2023				33.3	53.1				15.3
2/13/2024	10	5.3	6.3						
2/14/2024				35.8	32.9				
2/15/2024						14.5	37.7	2.6	
2/16/2024									16.7
8/5/2024	8.7	5.2	7.9						
8/6/2024									
8/7/2024				28.6	36.1	6.3	26.7	12.9	
8/8/2024									12.8

Prediction Limit

Constituent: Chloride (mg/L) Analysis Run 10/16/2024 3:07 PM View: Appendix III

Plant Hammond Client: Southern Company Data: Hammond AP-1

	HGWC-9	HGWA-44D (bg)	HGWA-43D (bg)
5/19/2016			
5/20/2016			
5/23/2016	152		
7/11/2016			
7/12/2016	160		
8/30/2016			
9/1/2016	160		
10/19/2016			
10/20/2016	110		
10/24/2016			
12/6/2016	150		
12/7/2016			
1/24/2017			
1/25/2017			
1/26/2017	170		
3/21/2017			
3/22/2017	160		
5/22/2017			
5/23/2017	150		
5/24/2017			
10/3/2017	160		
6/4/2018			
6/5/2018			
6/6/2018	138		
10/1/2018			
10/2/2018	142		
10/3/2018			
10/5/2018			
4/1/2019			
4/2/2019			
4/3/2019	130		
4/5/2019			
9/23/2019			
9/24/2019			
9/25/2019			
9/26/2019			
9/27/2019	126		
3/25/2020			
3/26/2020			
3/27/2020			
3/30/2020			
3/31/2020	105		
4/1/2020			
6/16/2020			
6/17/2020			
9/15/2020			
9/16/2020		7.2	4.1
9/17/2020	105		
9/18/2020			
9/21/2020			
11/10/2020		7.8	4.4
12/15/2020		9.4	4.7

Prediction Limit

Constituent: Chloride (mg/L) Analysis Run 10/16/2024 3:07 PM View: Appendix III

Plant Hammond Client: Southern Company Data: Hammond AP-1

	HGWC-9	HGWA-44D (bg)	HGWA-43D (bg)
1/19/2021		9.5	4.1
3/10/2021		12.3	
3/11/2021			4.5
3/12/2021			
3/15/2021			
3/16/2021	94.7		
3/17/2021			
8/11/2021			3.5
8/12/2021			
8/13/2021		39.9	
8/16/2021			
8/17/2021	88.6		
8/18/2021			
8/19/2021			
2/1/2022		44.8	4.1
2/9/2022	84.4		
2/10/2022			
8/2/2022		19.8	4.3
8/3/2022			
8/4/2022	86.8		
8/11/2022			
1/23/2023			
1/24/2023		24.9	4.3
1/26/2023	86.9		
1/27/2023			
2/1/2023			
7/13/2023			
7/17/2023			
8/8/2023		27	3.5
8/10/2023			
8/11/2023	78.9		
8/12/2023			
2/13/2024		27.7	3.9
2/14/2024			
2/15/2024	83.2		
2/16/2024			
8/5/2024			
8/6/2024		30.2	4
8/7/2024	87.1		
8/8/2024			

Prediction Limit

Constituent: Fluoride (mg/L) Analysis Run 10/16/2024 3:07 PM View: Appendix III

Plant Hammond Client: Southern Company Data: Hammond AP-1

	HGWA-1 (bg)	HGWA-3 (bg)	HGWA-2 (bg)	HGWC-7	HGWC-8	HGWC-11	HGWC-10	HGWC-13	HGWC-9
5/19/2016	0.105 (J)	0.0513 (J)	0.0303 (J)						
5/20/2016				0.0828 (J)	0.499				
5/23/2016						0.203 (J)	0.0394 (J)	0.2587 (J)	<0.1
7/11/2016	0.16 (J)		0.05 (J)						
7/12/2016		0.12 (J)		0.2 (J)	0.67	0.44	0.15 (J)	0.53	0.24 (J)
8/30/2016	0.09 (J)	0.09 (J)	0.06 (J)						
9/1/2016				0.51	0.94	0.67	0.5	0.74	0.46
10/19/2016	0.1 (J)	0.1 (J)	0.04 (J)						
10/20/2016				0.4	0.56				0.56
10/24/2016						0.26 (J)	0.06 (J)	0.31	
12/6/2016	0.11 (J)	0.21 (J)	0.36	0.26 (J)	0.76				0.31
12/7/2016						0.55	0.44	1	
1/24/2017	0.09 (J)	0.06 (J)	<0.1						
1/25/2017				0.24 (J)	1.1				
1/26/2017						0.27 (J)	0.29 (J)	0.68	0.004 (J)
3/21/2017	0.13 (J)	0.005 (J)	<0.1	0.13 (J)	0.46				
3/22/2017						0.66	0.34	0.76	0.28 (J)
5/22/2017	0.12 (J)	0.05 (J)	<0.1						
5/23/2017				0.11 (J)	0.65				0.29 (J)
5/24/2017						0.35	0.13 (J)	0.54	
10/3/2017	0.13 (J)	0.13 (J)	<0.1	0.17 (J)	0.66	0.56	0.46	0.83	0.53
4/2/2018	<0.1		<0.1						
4/3/2018		<0.1		<0.1	0.39				<0.1
4/4/2018						0.39	<0.1	0.65	
6/4/2018	0.074 (J)	<0.1	<0.1						
6/5/2018				0.099 (J)		0.24 (J)	<0.1	0.47	
6/6/2018					0.46				0.12 (J)
10/1/2018	<0.1	<0.1	<0.1						
10/2/2018				<0.1	0.51		0.17 (J)		0.031 (J)
10/3/2018						0.31			
10/5/2018								0.77	
3/12/2019	0.29 (J)	0.072 (J)	0.038 (J)		0.58				
3/13/2019				0.12 (J)		0.51	0.17 (J)	0.78	0.14 (J)
3/14/2019									
4/1/2019		0.029 (J)							
4/2/2019	0.1 (J)		0.071 (J)	0.097 (J)					
4/3/2019					0.63	0.43	0.082 (J)		0.14 (J)
4/5/2019								0.83	
9/23/2019	0.078 (J)	<0.1	<0.1						
9/24/2019					0.49				
9/25/2019				0.1 (J)					
9/26/2019								0.64	
9/27/2019						0.42	0.17 (J)		0.26 (J)
3/2/2020	0.076 (J)	<0.1	<0.1						
3/3/2020					0.45	0.24 (J)	0.11 (J)		
3/4/2020				0.077 (J)				0.37	0.08 (J)
3/25/2020	0.098 (J)	<0.1	<0.1						
3/26/2020									
3/27/2020				0.059 (J)	0.46				
3/30/2020								0.44	
3/31/2020						0.19 (J)			0.074 (J)
4/1/2020							0.12 (J)		

ND substitution: RL or RL/2 if <15% NDs.

Prediction Limit

Constituent: Fluoride (mg/L) Analysis Run 10/16/2024 3:07 PM View: Appendix III

Plant Hammond Client: Southern Company Data: Hammond AP-1

	HGWA-1 (bg)	HGWA-3 (bg)	HGWA-2 (bg)	HGWC-7	HGWC-8	HGWC-11	HGWC-10	HGWC-13	HGWC-9
6/16/2020	0.071 (J)	<0.1			0.45				
6/17/2020				0.077 (J)					
9/15/2020	0.082 (J)	<0.1	<0.1						
9/16/2020				0.081 (J)	0.53		<0.1		
9/17/2020									0.1
9/18/2020						0.15			
9/21/2020								0.44	
11/10/2020									
12/15/2020									
1/19/2021									
2/8/2021	0.078 (J)								
2/9/2021		0.074 (J)	<0.1						
2/10/2021				0.085 (J)					
2/12/2021						0.17			
2/15/2021							0.08 (J)		
2/16/2021					0.47				0.096 (J)
2/22/2021								0.55	
3/10/2021	0.079 (J)								
3/11/2021		<0.1	0.1						
3/12/2021							0.054 (J)		
3/15/2021				0.086 (J)	0.51				
3/16/2021						0.21			0.098 (J)
3/17/2021								0.65	
8/11/2021	0.058 (J)								
8/12/2021		<0.1	<0.1						
8/13/2021									
8/16/2021				0.084 (J)					
8/17/2021							<0.1		0.095 (J)
8/18/2021					0.41	0.21			
8/19/2021								0.53	
2/1/2022	0.064 (J)	<0.1	<0.1						
2/9/2022						0.2	0.12		0.1
2/10/2022				0.083 (J)	0.42			0.53	
8/2/2022	0.09 (J)	0.067 (J)	0.053 (J)						
8/3/2022				0.11	0.44	0.22	0.13	0.55	
8/4/2022									0.13
8/11/2022				0.11					
1/23/2023		0.061 (J)							
1/24/2023	0.089 (J)		0.053 (J)						
1/26/2023						0.2		0.4	0.11
1/27/2023				0.1			0.16		
2/1/2023					0.4				
7/13/2023					0.49				
7/17/2023								0.32	
8/8/2023	0.088 (J)	0.055 (J)	0.07 (J)						
8/10/2023						0.15	0.05 (J)		
8/11/2023									0.12
8/12/2023				0.071 (J)	0.59			0.32	
2/13/2024	0.071 (J)	<0.1	0.17						
2/14/2024				0.081 (J)	0.3				
2/15/2024						0.21	0.12		0.087 (J)
2/16/2024								0.33	

ND substitution: RL or RL/2 if <15% NDs.

Prediction Limit

Constituent: Fluoride (mg/L) Analysis Run 10/16/2024 3:07 PM View: Appendix III

Plant Hammond Client: Southern Company Data: Hammond AP-1

	HGWA-1 (bg)	HGWA-3 (bg)	HGWA-2 (bg)	HGWC-7	HGWC-8	HGWC-11	HGWC-10	HGWC-13	HGWC-9
8/5/2024	0.11	0.077 (J)	0.12						
8/6/2024									
8/7/2024				0.074 (J)	0.37	0.11	0.075 (J)		0.084 (J)
8/8/2024								0.38	

Prediction Limit

Constituent: Fluoride (mg/L) Analysis Run 10/16/2024 3:07 PM View: Appendix III

Plant Hammond Client: Southern Company Data: Hammond AP-1

	HGWC-12	HGWA-43D (bg)	HGWA-44D (bg)
5/19/2016			
5/20/2016			
5/23/2016	0.212 (J)		
7/11/2016			
7/12/2016	0.31		
8/30/2016			
9/1/2016	0.62		
10/19/2016			
10/20/2016			
10/24/2016	0.19 (J)		
12/6/2016			
12/7/2016	0.73		
1/24/2017			
1/25/2017			
1/26/2017	0.12 (J)		
3/21/2017			
3/22/2017	0.44		
5/22/2017			
5/23/2017			
5/24/2017	0.34		
10/3/2017	0.58		
4/2/2018			
4/3/2018			
4/4/2018	<0.1		
6/4/2018			
6/5/2018			
6/6/2018	0.21 (J)		
10/1/2018			
10/2/2018			
10/3/2018	0.15 (J)		
10/5/2018			
3/12/2019			
3/13/2019			
3/14/2019	1.1		
4/1/2019			
4/2/2019			
4/3/2019	0.3 (J)		
4/5/2019			
9/23/2019			
9/24/2019			
9/25/2019			
9/26/2019			
9/27/2019	0.26 (J)		
3/2/2020			
3/3/2020	0.21 (J)		
3/4/2020			
3/25/2020			
3/26/2020	0.17 (J)		
3/27/2020			
3/30/2020			
3/31/2020			
4/1/2020			

ND substitution: RL or RL/2 if <15% NDs.

Prediction Limit

Constituent: Fluoride (mg/L) Analysis Run 10/16/2024 3:07 PM View: Appendix III

Plant Hammond Client: Southern Company Data: Hammond AP-1

	HGWC-12	HGWA-43D (bg)	HGWA-44D (bg)
6/16/2020			
6/17/2020			
9/15/2020			
9/16/2020		0.22	0.52
9/17/2020			
9/18/2020	0.15		
9/21/2020			
11/10/2020		0.19	0.59
12/15/2020		0.21	0.67
1/19/2021		0.16	0.74
2/8/2021			
2/9/2021		0.19	0.44
2/10/2021			
2/12/2021	0.19		
2/15/2021			
2/16/2021			
2/22/2021			
3/10/2021			0.65
3/11/2021		0.2	
3/12/2021			
3/15/2021			
3/16/2021	0.2		
3/17/2021			
8/11/2021		0.15	
8/12/2021			
8/13/2021			0.87
8/16/2021			
8/17/2021			
8/18/2021	0.15		
8/19/2021			
2/1/2022		0.19	0.96
2/9/2022	0.2		
2/10/2022			
8/2/2022		0.22	0.8
8/3/2022	0.21		
8/4/2022			
8/11/2022			
1/23/2023			
1/24/2023		0.23	1.3
1/26/2023	0.21		
1/27/2023			
2/1/2023			
7/13/2023			
7/17/2023			
8/8/2023		0.18	1.3
8/10/2023	0.17		
8/11/2023			
8/12/2023			
2/13/2024		0.2	1.5
2/14/2024			
2/15/2024	0.19		
2/16/2024			

Prediction Limit

Constituent: Fluoride (mg/L) Analysis Run 10/16/2024 3:07 PM View: Appendix III

Plant Hammond Client: Southern Company Data: Hammond AP-1

	HGWC-12	HGWA-43D (bg)	HGWA-44D (bg)
8/5/2024			
8/6/2024		0.21	1.3
8/7/2024	0.17		
8/8/2024			

Prediction Limit

Constituent: pH, Field (SU) Analysis Run 10/16/2024 3:07 PM View: Appendix III

Plant Hammond Client: Southern Company Data: Hammond AP-1

	HGWA-1 (bg)	HGWA-3 (bg)	HGWA-2 (bg)	HGWC-7	HGWC-8	HGWC-12	HGWC-11	HGWC-10	HGWC-9
5/19/2016	7.27	7.45	5.81						
5/20/2016				7.14	6.99				
5/23/2016						7.15	6.22	6.83	7.23
7/11/2016	7.06		5.68						
7/12/2016		7.32		7.13	6.88	6.87	6.04	6.58	6.87
8/30/2016	7.28	7.43	5.63						
9/1/2016				7.29	6.73	7.2	6.26	6.54	7.15
10/19/2016	7.02	7.03	5.46						
10/20/2016				7.1	6.9				7.05
10/24/2016						7.1	6.46	6.59	
12/6/2016	7.09	7.08	5.38	7.15	6.98				7.15
12/7/2016						6.92	6.29	6.56	
1/24/2017	7.2	7.39	5.37						
1/25/2017				7.11	7.04				
1/26/2017						7.05	6.46	6.83	6.99
3/21/2017	7.01	6.83	4.9	7.12	6.87				
3/22/2017						7.08	5.81	6.66	7.03
5/22/2017	7.11	7.02	5.2						
5/23/2017				7.08	6.87				7.05
5/24/2017						7.11	6.51	6.67	
10/3/2017	7.21	7.47	5.3	7.21	6.72	7.01	6.25	6.54	7.07
4/2/2018	7.1		5.4						
4/3/2018		7.38		7.14	6.87				6.99
4/4/2018						7.12	5.86	6.61	
6/4/2018	7.06	7.38	5.27						
6/5/2018				7.13			6.27	6.65	
6/6/2018					6.9	7.12			7.02
10/1/2018	7.09	7.13	5.31						
10/2/2018				7.12	6.9			6.55	7.05
10/3/2018						7.08	5.97		
10/5/2018									
3/12/2019	7.03	7.29	5.42		6.91				
3/13/2019				7.27			5.92	6.7	7.06
3/14/2019						7.09			
4/1/2019		7.16							
4/2/2019	6.86		5.41	7.27					
4/3/2019					6.85	6.96	5.69	6.55	6.88
4/5/2019									
9/23/2019	7.02	7.3	5.33						
9/24/2019					6.95				
9/25/2019				7.11					
9/26/2019									
9/27/2019						7.07	5.75	6.64	7.01
3/2/2020	7.1	7.12	5.43						
3/3/2020					7.06	6.95	5.95	6.67	
3/4/2020				7.17					6.97
3/25/2020	6.95	7.4	5.36						
3/26/2020						6.99			
3/27/2020				7.05	6.95				
3/30/2020									
3/31/2020							5.7		7.07
4/1/2020								6.84	

Prediction Limit

Constituent: pH, Field (SU) Analysis Run 10/16/2024 3:07 PM View: Appendix III

Plant Hammond Client: Southern Company Data: Hammond AP-1

	HGWA-1 (bg)	HGWA-3 (bg)	HGWA-2 (bg)	HGWC-7	HGWC-8	HGWC-12	HGWC-11	HGWC-10	HGWC-9
6/16/2020	6.97 (D)	7.31 (D)			6.97 (D)				
6/17/2020				7.2 (D)					
9/15/2020	7.15	7.29	5.22						
9/16/2020				7.3	6.92			6.66	
9/17/2020									6.99
9/18/2020						7.15	6.42		
9/21/2020									
11/10/2020									
12/15/2020									
1/19/2021									
2/8/2021	7.11								
2/9/2021		7.23	5.42						
2/10/2021				7.29					
2/12/2021						6.23	7.27		
2/15/2021								6.83	
2/16/2021					7.16				7.26
2/22/2021									
3/10/2021	6.95								
3/11/2021		7.33	5.8						
3/12/2021								6.76	
3/15/2021				7.19	7.09				
3/16/2021						7.15	5.95		7.1
3/17/2021									
8/11/2021	6.98								
8/12/2021		7.31	5.05						
8/13/2021									
8/16/2021				7.12					
8/17/2021								6.75	7.1
8/18/2021					7.02	6.89	6.1		
8/19/2021									
2/1/2022	7.19	7.45	5.24						
2/9/2022						7.23	6.55	7	7.3
2/10/2022				7.22	6.99				
8/3/2022				6.93	6.84	7.13	6.23	6.73	
8/4/2022									7.03
8/11/2022				7.07					
1/23/2023		7.32							
1/24/2023	6.76		5.22						
1/26/2023						7.1	6.23		7.07
1/27/2023				7.25				6.89	
2/1/2023					6.6				
7/13/2023					6.65				
7/17/2023									
8/8/2023	7.05	7.42	5.01						
8/10/2023						7.08	5.9	6.81	
8/11/2023									7.09
8/12/2023				7.36	6.84				
2/13/2024	7.06	7.35	5.49						
2/14/2024				7.3	6.66				
2/15/2024						7.02	6.36	6.93	6.82
2/16/2024									
8/5/2024	8.05	7.27	4.91						

Prediction Limit

Constituent: pH, Field (SU) Analysis Run 10/16/2024 3:07 PM View: Appendix III

Plant Hammond Client: Southern Company Data: Hammond AP-1

	HGWA-1 (bg)	HGWA-3 (bg)	HGWA-2 (bg)	HGWC-7	HGWC-8	HGWC-12	HGWC-11	HGWC-10	HGWC-9
8/6/2024									
8/7/2024				7.58	6.71	7.09	5.79	6.92	7.03
8/8/2024									

Prediction Limit

Constituent: pH, Field (SU) Analysis Run 10/16/2024 3:07 PM View: Appendix III

Plant Hammond Client: Southern Company Data: Hammond AP-1

	HGWC-13	HGWA-44D (bg)	HGWA-43D (bg)
5/19/2016			
5/20/2016			
5/23/2016	7.14		
7/11/2016			
7/12/2016	7.04		
8/30/2016			
9/1/2016	7.24		
10/19/2016			
10/20/2016			
10/24/2016	6.9		
12/6/2016			
12/7/2016	6.91		
1/24/2017			
1/25/2017			
1/26/2017	7.08		
3/21/2017			
3/22/2017	7.13		
5/22/2017			
5/23/2017			
5/24/2017	7.15		
10/3/2017	7.32		
4/2/2018			
4/3/2018			
4/4/2018	7.27		
6/4/2018			
6/5/2018	7.2		
6/6/2018			
10/1/2018			
10/2/2018			
10/3/2018			
10/5/2018	7.24		
3/12/2019			
3/13/2019	7.24		
3/14/2019			
4/1/2019			
4/2/2019			
4/3/2019			
4/5/2019	7.24		
9/23/2019			
9/24/2019			
9/25/2019			
9/26/2019	6.94		
9/27/2019			
3/2/2020			
3/3/2020			
3/4/2020	7.16		
3/25/2020			
3/26/2020			
3/27/2020			
3/30/2020	6.91		
3/31/2020			
4/1/2020			

Prediction Limit

Constituent: pH, Field (SU) Analysis Run 10/16/2024 3:07 PM View: Appendix III

Plant Hammond Client: Southern Company Data: Hammond AP-1

	HGWC-13	HGWA-44D (bg)	HGWA-43D (bg)
6/16/2020			
6/17/2020			
9/15/2020			
9/16/2020		7.83	7.52
9/17/2020			
9/18/2020			
9/21/2020	7.34		
11/10/2020		7.84	7.27
12/15/2020		7.87	7.39
1/19/2021		7.86	7.39
2/8/2021			
2/9/2021		7.84	7.44
2/10/2021			
2/12/2021			
2/15/2021			
2/16/2021			
2/22/2021	7.27		
3/10/2021		7.92	
3/11/2021			7.46
3/12/2021			
3/15/2021			
3/16/2021			
3/17/2021	7.33		
8/11/2021			7.4
8/12/2021			
8/13/2021		7.77	
8/16/2021			
8/17/2021			
8/18/2021			
8/19/2021	7.38		
2/1/2022		8.25	7.52
2/9/2022			
2/10/2022	7.54		
8/3/2022	7.09		
8/4/2022			
8/11/2022			
1/23/2023			
1/24/2023		8.22	7.56
1/26/2023	6.9		
1/27/2023			
2/1/2023			
7/13/2023			
7/17/2023	6.67		
8/8/2023		8.2	7.39
8/10/2023			
8/11/2023			
8/12/2023	6.89		
2/13/2024		8.1	7.47
2/14/2024			
2/15/2024			
2/16/2024	6.9		
8/5/2024			

Prediction Limit

Constituent: pH, Field (SU) Analysis Run 10/16/2024 3:07 PM View: Appendix III

Plant Hammond Client: Southern Company Data: Hammond AP-1

	HGWC-13	HGWA-44D (bg)	HGWA-43D (bg)
8/6/2024		8.36	7.46
8/7/2024			
8/8/2024	6.95		

Prediction Limit

Constituent: Sulfate (mg/L) Analysis Run 10/16/2024 3:07 PM View: Appendix III

Plant Hammond Client: Southern Company Data: Hammond AP-1

	HGWA-1 (bg)	HGWA-3 (bg)	HGWA-2 (bg)	HGWC-7	HGWC-8	HGWC-11	HGWC-12	HGWC-10	HGWC-13
5/19/2016	66.9	42.3	48.6						
5/20/2016				96	219				
5/23/2016						260	288	175	215
7/11/2016	41		45						
7/12/2016		44		100	230	390	320	190	210
8/30/2016	36	40	42						
9/1/2016				100	230	240	300	190	190
10/19/2016	46	43	44						
10/20/2016				110	240				
10/24/2016						370	270	190	180
12/6/2016	59	43	44	110	250				
12/7/2016						260	280	200	120
1/24/2017	46	48	46						
1/25/2017				110	260				
1/26/2017						230	260	90	83
3/21/2017	63	45	46	110	240				
3/22/2017						330	220	170	100
5/22/2017	77	46	48						
5/23/2017				110	270				
5/24/2017						230	210	190	110
10/3/2017	42	48	47	120	230	230	190	200	67
6/4/2018	71.8	46.6	47.8						
6/5/2018				117		204		205	187
6/6/2018					190		162		
10/1/2018	49.1	48.6	48.1						
10/2/2018				120	193			178	
10/3/2018						233	191		
10/5/2018									78.3
4/1/2019		50.4							
4/2/2019	84.3		48.7	127					
4/3/2019					194	298	176	159	
4/5/2019									105
9/23/2019	70.2	43.9	47.2						
9/24/2019					133				
9/25/2019				109					
9/26/2019									444
9/27/2019						<1	198	181	
3/25/2020	85.9	50.5	46.3						
3/26/2020							182		
3/27/2020				109	173				
3/30/2020									393
3/31/2020						283			
4/1/2020								59	
6/16/2020	88.2	49.5			157				
6/17/2020				102					
9/15/2020	47.3	44.7	51.5						
9/16/2020				109	194			169	
9/17/2020									
9/18/2020						272	266		
9/21/2020									359
11/10/2020									
12/15/2020									

ND substitution: RL or RL/2 if <15% NDs.

Prediction Limit

Constituent: Sulfate (mg/L) Analysis Run 10/16/2024 3:07 PM View: Appendix III

Plant Hammond Client: Southern Company Data: Hammond AP-1

	HGWA-1 (bg)	HGWA-3 (bg)	HGWA-2 (bg)	HGWC-7	HGWC-8	HGWC-11	HGWC-12	HGWC-10	HGWC-13
1/19/2021									
3/10/2021	49.6								
3/11/2021		50.4	52.9						
3/12/2021								120	
3/15/2021				107	272				
3/16/2021						291	248		
3/17/2021									384
8/11/2021	48.9								
8/12/2021		38.6	47.4						
8/13/2021									
8/16/2021				98.1					
8/17/2021								156	
8/18/2021					245	237	226		
8/19/2021									339
2/1/2022	43.7	46	67.1						
2/9/2022						276	252	49.2	
2/10/2022				97.5	224				371
8/2/2022	58.1	43.5	86.9						
8/3/2022				105	241	254	236	119	451
8/4/2022									
8/11/2022				121					
1/23/2023		39.5							
1/24/2023	48.3		79.7						
1/26/2023						209	228		495
1/27/2023				119				37.3	
2/1/2023					179				
7/13/2023					163				
7/17/2023									393
8/8/2023	67.7	35	89.9						
8/10/2023						190	209	128	
8/11/2023									
8/12/2023				84.2	170				347
2/13/2024	50.4	35.5	93.9						
2/14/2024				102	137				
2/15/2024						208	240	51.2	
2/16/2024									285
8/5/2024	49.4	31.1	87.2						
8/6/2024									
8/7/2024				86.5	124	206	220	111	
8/8/2024									239

Prediction Limit

Constituent: Sulfate (mg/L) Analysis Run 10/16/2024 3:07 PM View: Appendix III

Plant Hammond Client: Southern Company Data: Hammond AP-1

	HGWC-9	HGWA-44D (bg)	HGWA-43D (bg)
5/19/2016			
5/20/2016			
5/23/2016	207		
7/11/2016			
7/12/2016	230		
8/30/2016			
9/1/2016	230		
10/19/2016			
10/20/2016	240		
10/24/2016			
12/6/2016	240		
12/7/2016			
1/24/2017			
1/25/2017			
1/26/2017	270		
3/21/2017			
3/22/2017	240		
5/22/2017			
5/23/2017	240		
5/24/2017			
10/3/2017	240		
6/4/2018			
6/5/2018			
6/6/2018	214		
10/1/2018			
10/2/2018	218		
10/3/2018			
10/5/2018			
4/1/2019			
4/2/2019			
4/3/2019	214		
4/5/2019			
9/23/2019			
9/24/2019			
9/25/2019			
9/26/2019			
9/27/2019	214		
3/25/2020			
3/26/2020			
3/27/2020			
3/30/2020			
3/31/2020	185		
4/1/2020			
6/16/2020			
6/17/2020			
9/15/2020			
9/16/2020		6.9	43
9/17/2020	209		
9/18/2020			
9/21/2020			
11/10/2020		6.3	39
12/15/2020		6.7	38.8

Prediction Limit

Constituent: Sulfate (mg/L) Analysis Run 10/16/2024 3:07 PM View: Appendix III

Plant Hammond Client: Southern Company Data: Hammond AP-1

	HGWC-9	HGWA-44D (bg)	HGWA-43D (bg)
1/19/2021		7.4	37.3
3/10/2021		<1	
3/11/2021			38.6
3/12/2021			
3/15/2021			
3/16/2021	211		
3/17/2021			
8/11/2021			30.5
8/12/2021			
8/13/2021		56.1	
8/16/2021			
8/17/2021	207		
8/18/2021			
8/19/2021			
2/1/2022		56.3	37.5
2/9/2022	224		
2/10/2022			
8/2/2022		13.2	37
8/3/2022			
8/4/2022	243		
8/11/2022			
1/23/2023			
1/24/2023		10.1	34.7
1/26/2023	217		
1/27/2023			
2/1/2023			
7/13/2023			
7/17/2023			
8/8/2023		1.3	25.6
8/10/2023			
8/11/2023	197		
8/12/2023			
2/13/2024		2	28.9
2/14/2024			
2/15/2024	199		
2/16/2024			
8/5/2024			
8/6/2024		0.86 (J)	25.5
8/7/2024	187		
8/8/2024			

ND substitution: RL or RL/2 if <15% NDs.

Prediction Limit

Constituent: Total Dissolved Solids (mg/L) Analysis Run 10/16/2024 3:07 PM View: Appendix III

Plant Hammond Client: Southern Company Data: Hammond AP-1

	HGWA-1 (bg)	HGWA-3 (bg)	HGWA-2 (bg)	HGWC-7	HGWC-8	HGWC-11	HGWC-12	HGWC-10	HGWC-13
5/19/2016	421	267	143						
5/20/2016				427	711				
5/23/2016						564	1060	629	683
7/11/2016	363		125						
7/12/2016		249		410	704	627	909	661	563
8/30/2016	330	254	168						
9/1/2016				484	763	656	1480	769	702
10/19/2016	380	357	176						
10/20/2016				393	644				
10/24/2016						836	868	643	647
12/6/2016	377	285	145	492	733				
12/7/2016						748	811	697	465
1/24/2017	342	300	129						
1/25/2017				461	744				
1/26/2017						571	846	368	411
3/21/2017	340	288	103	415	818				
3/22/2017						597	804	683	427
5/22/2017	338	263	92						
5/23/2017				450	765				
5/24/2017						566	803	696	377
10/3/2017	343	300	127	464	812	443	608	746	268
6/4/2018	415	266	140						
6/5/2018				459		489		679	528
6/6/2018					611		535		
10/1/2018	354	291	135						
10/2/2018				426	597			572	
10/3/2018						449	607		
10/5/2018									322
4/1/2019		284							
4/2/2019	452		133	428					
4/3/2019					543	483	462	525	
4/5/2019									331
9/23/2019	442	268	129						
9/24/2019					457				
9/25/2019				503					
9/26/2019									1010
9/27/2019						528	653	624	
3/25/2020	496	284	138						
3/26/2020							533		
3/27/2020				413	541				
3/30/2020									895
3/31/2020						565			
4/1/2020								290	
6/16/2020	632	448			573				
6/17/2020				423					
9/15/2020	265	258	124						
9/16/2020				392	552			490	
9/17/2020									
9/18/2020						626	704		
9/21/2020									732
11/10/2020									
12/15/2020									

Prediction Limit

Constituent: Total Dissolved Solids (mg/L) Analysis Run 10/16/2024 3:07 PM View: Appendix III

Plant Hammond Client: Southern Company Data: Hammond AP-1

	HGWA-1 (bg)	HGWA-3 (bg)	HGWA-2 (bg)	HGWC-7	HGWC-8	HGWC-11	HGWC-12	HGWC-10	HGWC-13
1/19/2021									
3/10/2021	348								
3/11/2021		267	169						
3/12/2021								490 (H1)	
3/15/2021				370	614				
3/16/2021						558	614		
3/17/2021									716
8/11/2021	366								
8/12/2021		265	118						
8/13/2021									
8/16/2021				407					
8/17/2021								496	
8/18/2021					620	566	600		
8/19/2021									726
2/1/2022	270	350	156						
2/9/2022						544	678	250	
2/10/2022				414	578				814
8/2/2022	400	287	196						
8/3/2022				441	648	572	650	433	958
8/4/2022									
8/11/2022				445					
1/23/2023		293							
1/24/2023	369		164						
1/26/2023						429	624		962
1/27/2023				473				188	
2/1/2023					528				
7/13/2023					513				
7/17/2023									817
8/8/2023	457	285	189						
8/10/2023						438	683	504	
8/11/2023									
8/12/2023				378	564				803
2/13/2024	402	284	214						
2/14/2024				440	407				
2/15/2024						491	660	229	
2/16/2024									666
8/5/2024	444	304	217						
8/6/2024									
8/7/2024				417	469	437	642	501	
8/8/2024									544

Prediction Limit

Constituent: Total Dissolved Solids (mg/L) Analysis Run 10/16/2024 3:07 PM View: Appendix III

Plant Hammond Client: Southern Company Data: Hammond AP-1

	HGWC-9	HGWA-44D (bg)	HGWA-43D (bg)
5/19/2016			
5/20/2016			
5/23/2016	984		
7/11/2016			
7/12/2016	887		
8/30/2016			
9/1/2016	956		
10/19/2016			
10/20/2016	642		
10/24/2016			
12/6/2016	899		
12/7/2016			
1/24/2017			
1/25/2017			
1/26/2017	869		
3/21/2017			
3/22/2017	936		
5/22/2017			
5/23/2017	939		
5/24/2017			
10/3/2017	1040		
6/4/2018			
6/5/2018			
6/6/2018	810		
10/1/2018			
10/2/2018	693		
10/3/2018			
10/5/2018			
4/1/2019			
4/2/2019			
4/3/2019	673		
4/5/2019			
9/23/2019			
9/24/2019			
9/25/2019			
9/26/2019			
9/27/2019	730		
3/25/2020			
3/26/2020			
3/27/2020			
3/30/2020			
3/31/2020	1010		
4/1/2020			
6/16/2020			
6/17/2020			
9/15/2020			
9/16/2020		270	272
9/17/2020	680		
9/18/2020			
9/21/2020			
11/10/2020		287	307
12/15/2020		295	289

Prediction Limit

Constituent: Total Dissolved Solids (mg/L) Analysis Run 10/16/2024 3:07 PM View: Appendix III

Plant Hammond Client: Southern Company Data: Hammond AP-1

	HGWC-9	HGWA-44D (bg)	HGWA-43D (bg)
1/19/2021		278	270
3/10/2021		289	
3/11/2021			279
3/12/2021			
3/15/2021			
3/16/2021	672		
3/17/2021			
8/11/2021			277
8/12/2021			
8/13/2021		436	
8/16/2021			
8/17/2021	704		
8/18/2021			
8/19/2021			
2/1/2022		444	156
2/9/2022	756		
2/10/2022			
8/2/2022		311	278
8/3/2022			
8/4/2022	760		
8/11/2022			
1/23/2023			
1/24/2023		363	271
1/26/2023	745		
1/27/2023			
2/1/2023			
7/13/2023			
7/17/2023			
8/8/2023		361	274
8/10/2023			
8/11/2023	757		
8/12/2023			
2/13/2024		379	291
2/14/2024			
2/15/2024	663		
2/16/2024			
8/5/2024			
8/6/2024		380	283
8/7/2024	731		
8/8/2024			

FIGURE E.

Appendix III Trend Tests - Significant Results

Plant Hammond Client: Southern Company Data: Hammond AP-1 Printed 10/16/2024, 3:10 PM

Constituent	Well	Slope	Calc.	Critical	Sig.	N	%NDs	Normality	Xform	Alpha	Method
Boron (mg/L)	**HGWA-2 (bg)**	**0.002641**	**177**	**98**	**Yes**	**23**	**0**	**n/a**	**n/a**	**0.01**	**NP**
Boron (mg/L)	**HGWA-43D (bg)**	**-0.005612**	**-42**	**-38**	**Yes**	**12**	**0**	**n/a**	**n/a**	**0.01**	**NP**
Boron (mg/L)	**HGWA-44D (bg)**	**0.0621**	**46**	**38**	**Yes**	**12**	**0**	**n/a**	**n/a**	**0.01**	**NP**
Boron (mg/L)	**HGWC-12**	**-0.1708**	**-149**	**-98**	**Yes**	**23**	**0**	**n/a**	**n/a**	**0.01**	**NP**
Boron (mg/L)	**HGWC-13**	**-0.1888**	**-167**	**-105**	**Yes**	**24**	**0**	**n/a**	**n/a**	**0.01**	**NP**
Calcium (mg/L)	**HGWA-2 (bg)**	**1.536**	**119**	**98**	**Yes**	**23**	**0**	**n/a**	**n/a**	**0.01**	**NP**
Calcium (mg/L)	**HGWA-3 (bg)**	**1.859**	**131**	**105**	**Yes**	**24**	**0**	**n/a**	**n/a**	**0.01**	**NP**
Calcium (mg/L)	**HGWA-44D (bg)**	**-7.17**	**-42**	**-38**	**Yes**	**12**	**0**	**n/a**	**n/a**	**0.01**	**NP**
Calcium (mg/L)	**HGWC-10**	**-4.371**	**-99**	**-98**	**Yes**	**23**	**0**	**n/a**	**n/a**	**0.01**	**NP**
Chloride (mg/L)	**HGWA-3 (bg)**	**-0.1585**	**-161**	**-105**	**Yes**	**24**	**0**	**n/a**	**n/a**	**0.01**	**NP**
Chloride (mg/L)	**HGWA-44D (bg)**	**6.515**	**46**	**38**	**Yes**	**12**	**0**	**n/a**	**n/a**	**0.01**	**NP**
Chloride (mg/L)	**HGWC-9**	**-11.12**	**-185**	**-98**	**Yes**	**23**	**0**	**n/a**	**n/a**	**0.01**	**NP**
Sulfate (mg/L)	**HGWA-2 (bg)**	**4.063**	**177**	**98**	**Yes**	**23**	**0**	**n/a**	**n/a**	**0.01**	**NP**
Sulfate (mg/L)	**HGWA-43D (bg)**	**-3.566**	**-54**	**-38**	**Yes**	**12**	**0**	**n/a**	**n/a**	**0.01**	**NP**
Sulfate (mg/L)	**HGWC-10**	**-11.36**	**-126**	**-98**	**Yes**	**23**	**0**	**n/a**	**n/a**	**0.01**	**NP**
Total Dissolved Solids (mg/L)	**HGWC-12**	**-33.33**	**-105**	**-98**	**Yes**	**23**	**0**	**n/a**	**n/a**	**0.01**	**NP**

Appendix III Trend Tests - All Results

Plant Hammond Client: Southern Company Data: Hammond AP-1 Printed 10/16/2024, 3:10 PM

Constituent	Well	Slope	Calc.	Critical	Sig.	N	%NDs	Normality	Xform	Alpha	Method
Boron (mg/L)	HGWA-1 (bg)	-0.0000669	-13	-105	No	24	0	n/a	n/a	0.01	NP
Boron (mg/L)	**HGWA-2 (bg)**	**0.002641**	**177**	**98**	**Yes**	**23**	**0**	**n/a**	**n/a**	**0.01**	**NP**
Boron (mg/L)	HGWA-3 (bg)	0.0005613	68	105	No	24	25	n/a	n/a	0.01	NP
Boron (mg/L)	**HGWA-43D (bg)**	**-0.005612**	**-42**	**-38**	**Yes**	**12**	**0**	**n/a**	**n/a**	**0.01**	**NP**
Boron (mg/L)	**HGWA-44D (bg)**	**0.0621**	**46**	**38**	**Yes**	**12**	**0**	**n/a**	**n/a**	**0.01**	**NP**
Boron (mg/L)	**HGWC-12**	**-0.1708**	**-149**	**-98**	**Yes**	**23**	**0**	**n/a**	**n/a**	**0.01**	**NP**
Boron (mg/L)	**HGWC-13**	**-0.1888**	**-167**	**-105**	**Yes**	**24**	**0**	**n/a**	**n/a**	**0.01**	**NP**
Boron (mg/L)	HGWC-7	0.0223	83	111	No	25	0	n/a	n/a	0.01	NP
Boron (mg/L)	HGWC-8	-0.03044	-54	-111	No	25	0	n/a	n/a	0.01	NP
Boron (mg/L)	HGWC-9	0.0282	51	98	No	23	0	n/a	n/a	0.01	NP
Calcium (mg/L)	HGWA-1 (bg)	1.902	84	105	No	24	0	n/a	n/a	0.01	NP
Calcium (mg/L)	**HGWA-2 (bg)**	**1.536**	**119**	**98**	**Yes**	**23**	**0**	**n/a**	**n/a**	**0.01**	**NP**
Calcium (mg/L)	**HGWA-3 (bg)**	**1.859**	**131**	**105**	**Yes**	**24**	**0**	**n/a**	**n/a**	**0.01**	**NP**
Calcium (mg/L)	HGWA-43D (bg)	-2.184	-32	-38	No	12	0	n/a	n/a	0.01	NP
Calcium (mg/L)	**HGWA-44D (bg)**	**-7.17**	**-42**	**-38**	**Yes**	**12**	**0**	**n/a**	**n/a**	**0.01**	**NP**
Calcium (mg/L)	**HGWC-10**	**-4.371**	**-99**	**-98**	**Yes**	**23**	**0**	**n/a**	**n/a**	**0.01**	**NP**
Calcium (mg/L)	HGWC-12	-2.98	-58	-98	No	23	0	n/a	n/a	0.01	NP
Calcium (mg/L)	HGWC-9	-0.1528	-9	-98	No	23	0	n/a	n/a	0.01	NP
Chloride (mg/L)	HGWA-1 (bg)	0.5764	87	105	No	24	0	n/a	n/a	0.01	NP
Chloride (mg/L)	HGWA-2 (bg)	0.0594	36	98	No	23	0	n/a	n/a	0.01	NP
Chloride (mg/L)	**HGWA-3 (bg)**	**-0.1585**	**-161**	**-105**	**Yes**	**24**	**0**	**n/a**	**n/a**	**0.01**	**NP**
Chloride (mg/L)	HGWA-43D (bg)	-0.1026	-21	-38	No	12	0	n/a	n/a	0.01	NP
Chloride (mg/L)	**HGWA-44D (bg)**	**6.515**	**46**	**38**	**Yes**	**12**	**0**	**n/a**	**n/a**	**0.01**	**NP**
Chloride (mg/L)	**HGWC-9**	**-11.12**	**-185**	**-98**	**Yes**	**23**	**0**	**n/a**	**n/a**	**0.01**	**NP**
Sulfate (mg/L)	HGWA-1 (bg)	0.5993	35	105	No	24	0	n/a	n/a	0.01	NP
Sulfate (mg/L)	**HGWA-2 (bg)**	**4.063**	**177**	**98**	**Yes**	**23**	**0**	**n/a**	**n/a**	**0.01**	**NP**
Sulfate (mg/L)	HGWA-3 (bg)	-0.4499	-30	-105	No	24	0	n/a	n/a	0.01	NP
Sulfate (mg/L)	**HGWA-43D (bg)**	**-3.566**	**-54**	**-38**	**Yes**	**12**	**0**	**n/a**	**n/a**	**0.01**	**NP**
Sulfate (mg/L)	HGWA-44D (bg)	-1.446	-8	-38	No	12	8.333	n/a	n/a	0.01	NP
Sulfate (mg/L)	**HGWC-10**	**-11.36**	**-126**	**-98**	**Yes**	**23**	**0**	**n/a**	**n/a**	**0.01**	**NP**
Sulfate (mg/L)	HGWC-11	-9.194	-83	-98	No	23	4.348	n/a	n/a	0.01	NP
Sulfate (mg/L)	HGWC-12	-7.946	-70	-98	No	23	0	n/a	n/a	0.01	NP
Sulfate (mg/L)	HGWC-13	27.37	83	105	No	24	0	n/a	n/a	0.01	NP
Sulfate (mg/L)	HGWC-8	-10.26	-105	-111	No	25	0	n/a	n/a	0.01	NP
Sulfate (mg/L)	HGWC-9	-4.14	-96	-98	No	23	0	n/a	n/a	0.01	NP
Total Dissolved Solids (mg/L)	HGWA-1 (bg)	5.368	56	105	No	24	0	n/a	n/a	0.01	NP
Total Dissolved Solids (mg/L)	HGWA-2 (bg)	6.288	78	98	No	23	0	n/a	n/a	0.01	NP
Total Dissolved Solids (mg/L)	HGWA-3 (bg)	2.16	44	105	No	24	0	n/a	n/a	0.01	NP
Total Dissolved Solids (mg/L)	HGWA-43D (bg)	0.03609	0	38	No	12	0	n/a	n/a	0.01	NP
Total Dissolved Solids (mg/L)	HGWA-44D (bg)	28.25	38	38	No	12	0	n/a	n/a	0.01	NP
Total Dissolved Solids (mg/L)	**HGWC-12**	**-33.33**	**-105**	**-98**	**Yes**	**23**	**0**	**n/a**	**n/a**	**0.01**	**NP**
Total Dissolved Solids (mg/L)	HGWC-9	-27.6	-79	-98	No	23	0	n/a	n/a	0.01	NP

Sanitas™ v.10.0.22 Software licensed to Groundwater Stats Consulting. UG

Sen's Slope Estimator

HGWA-1 (bg)

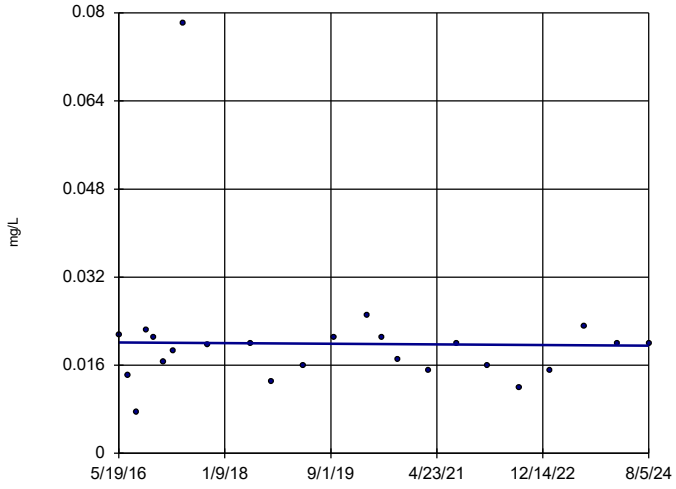

n = 24

Slope = -0.0000669 units per year.

Mann-Kendall statistic = -13 critical = -105

Trend not significant at 99% confidence level (α = 0.005 per tail).

Constituent: Boron Analysis Run 10/16/2024 3:08 PM View: Appendix III - Trend Tests

Plant Hammond Client: Southern Company Data: Hammond AP-1

Sanitas™ v.10.0.22 Software licensed to Groundwater Stats Consulting. UG

Sen's Slope Estimator

HGWA-2 (bg)

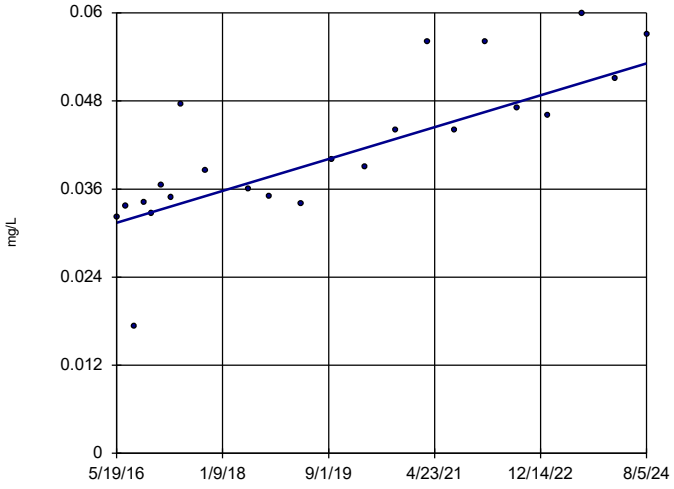

n = 23

Slope = 0.002641 units per year.

Mann-Kendall statistic = 177 critical = 98

Increasing trend significant at 99% confidence level (α = 0.005 per tail).

Constituent: Boron Analysis Run 10/16/2024 3:08 PM View: Appendix III - Trend Tests

Plant Hammond Client: Southern Company Data: Hammond AP-1

Sanitas™ v.10.0.22 Software licensed to Groundwater Stats Consulting. UG

Hollow symbols indicate censored values.

Sen's Slope Estimator

HGWA-3 (bg)

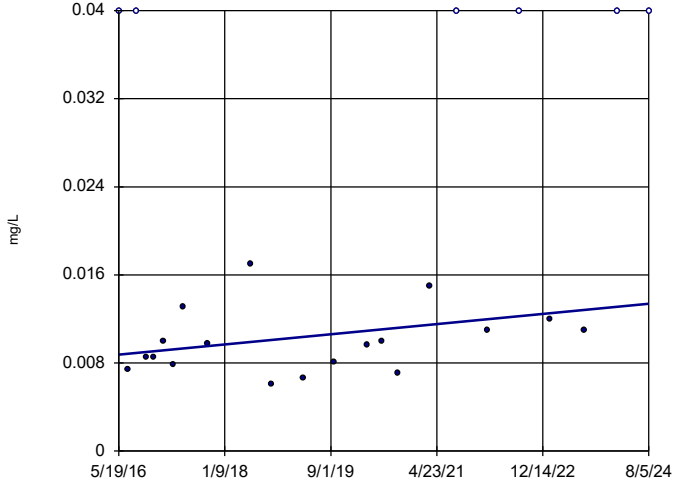

n = 24

Slope = 0.0005613 units per year.

Mann-Kendall statistic = 68 critical = 105

Trend not significant at 99% confidence level (α = 0.005 per tail).

Constituent: Boron Analysis Run 10/16/2024 3:08 PM View: Appendix III - Trend Tests

Plant Hammond Client: Southern Company Data: Hammond AP-1

Sanitas™ v.10.0.22 Software licensed to Groundwater Stats Consulting. UG

Sen's Slope Estimator

HGWA-43D (bg)

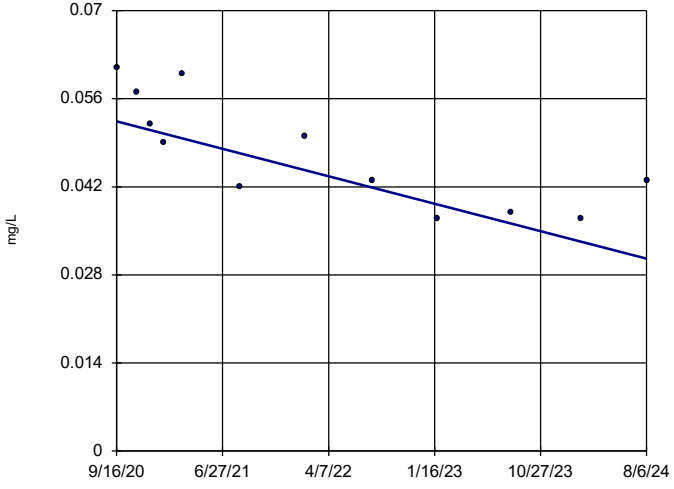

n = 12

Slope = -0.005612 units per year.

Mann-Kendall statistic = -42 critical = -38

Decreasing trend significant at 99% confidence level (α = 0.005 per tail).

Constituent: Boron Analysis Run 10/16/2024 3:08 PM View: Appendix III - Trend Tests

Plant Hammond Client: Southern Company Data: Hammond AP-1

Sanitas™ v.10.0.22 Software licensed to Groundwater Stats Consulting. UG

Sen's Slope Estimator

HGWA-44D (bg)

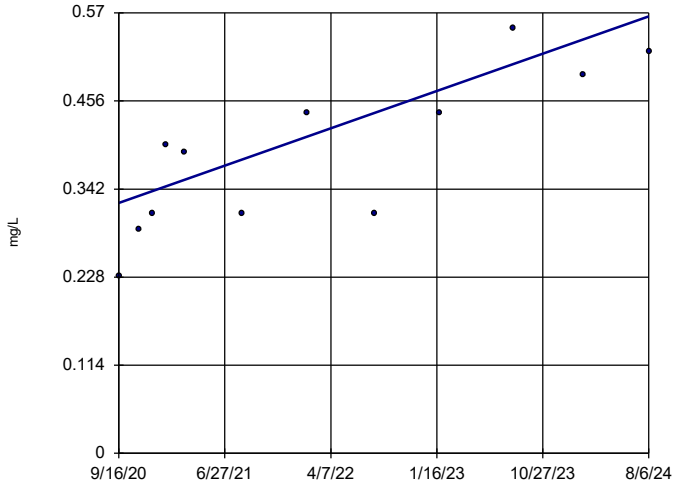

n = 12

Slope = 0.0621 units per year.

Mann-Kendall statistic = 46 critical = 38

Increasing trend significant at 99% confidence level (α = 0.005 per tail).

Constituent: Boron Analysis Run 10/16/2024 3:08 PM View: Appendix III - Trend Tests

Plant Hammond Client: Southern Company Data: Hammond AP-1

Sanitas™ v.10.0.22 Software licensed to Groundwater Stats Consulting. UG

Sen's Slope Estimator

HGWC-12

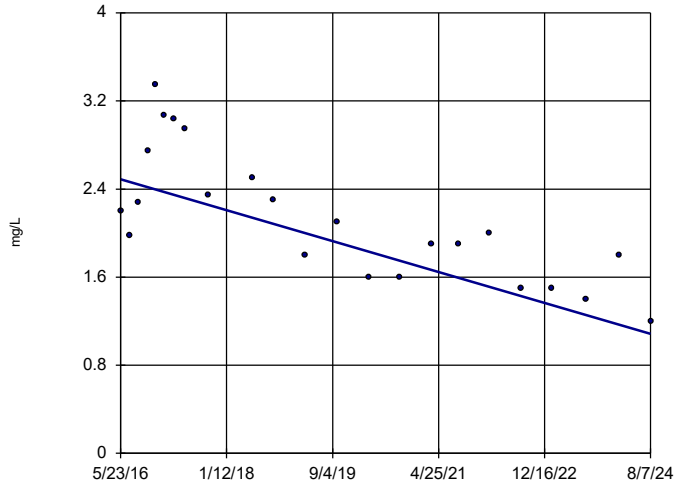

n = 23

Slope = -0.1708 units per year.

Mann-Kendall statistic = -149 critical = -98

Decreasing trend significant at 99% confidence level (α = 0.005 per tail).

Constituent: Boron Analysis Run 10/16/2024 3:08 PM View: Appendix III - Trend Tests

Plant Hammond Client: Southern Company Data: Hammond AP-1

Sanitas™ v.10.0.22 Software licensed to Groundwater Stats Consulting. UG

Sen's Slope Estimator

HGWC-13

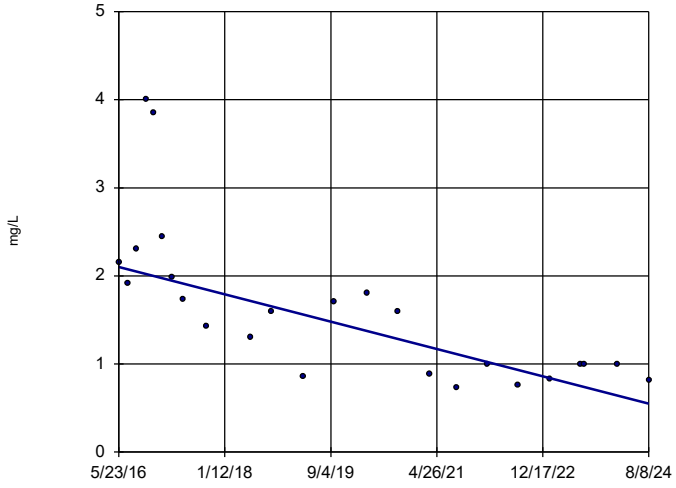

n = 24

Slope = -0.1888 units per year.

Mann-Kendall statistic = -167 critical = -105

Decreasing trend significant at 99% confidence level (α = 0.005 per tail).

Constituent: Boron Analysis Run 10/16/2024 3:08 PM View: Appendix III - Trend Tests

Plant Hammond Client: Southern Company Data: Hammond AP-1

Sanitas™ v.10.0.22 Software licensed to Groundwater Stats Consulting. UG

Sen's Slope Estimator

HGWC-7

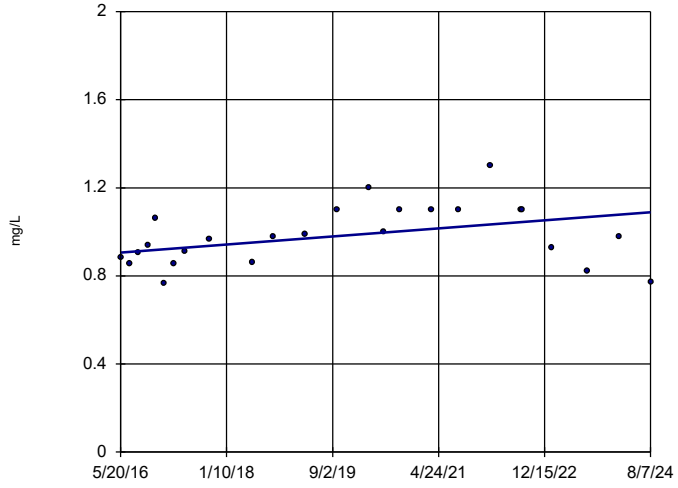

n = 25

Slope = 0.0223 units per year.

Mann-Kendall statistic = 83 critical = 111

Trend not significant at 99% confidence level (α = 0.005 per tail).

Constituent: Boron Analysis Run 10/16/2024 3:08 PM View: Appendix III - Trend Tests

Plant Hammond Client: Southern Company Data: Hammond AP-1

Sanitas™ v.10.0.22 Software licensed to Groundwater Stats Consulting. UG

Sen's Slope Estimator

HGWC-8

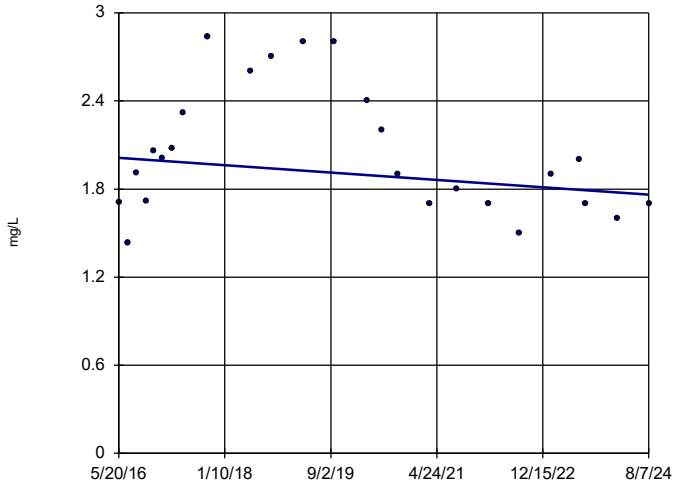

n = 25

Slope = -0.03044 units per year.

Mann-Kendall statistic = -54 critical = -111

Trend not significant at 99% confidence level (α = 0.005 per tail).

Constituent: Boron Analysis Run 10/16/2024 3:08 PM View: Appendix III - Trend Tests

Plant Hammond Client: Southern Company Data: Hammond AP-1

Sanitas™ v.10.0.22 Software licensed to Groundwater Stats Consulting. UG

Sen's Slope Estimator

HGWC-9

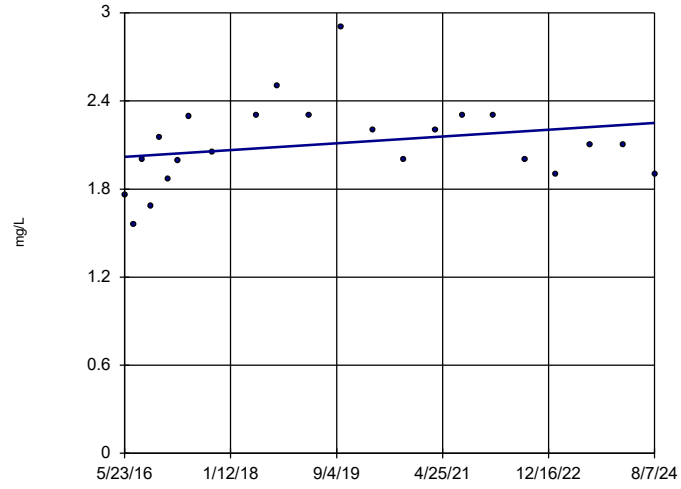

n = 23

Slope = 0.0282 units per year.

Mann-Kendall statistic = 51 critical = 98

Trend not significant at 99% confidence level (α = 0.005 per tail).

Constituent: Boron Analysis Run 10/16/2024 3:08 PM View: Appendix III - Trend Tests

Plant Hammond Client: Southern Company Data: Hammond AP-1

Sanitas™ v.10.0.22 Software licensed to Groundwater Stats Consulting. UG

Sen's Slope Estimator

HGWA-1 (bg)

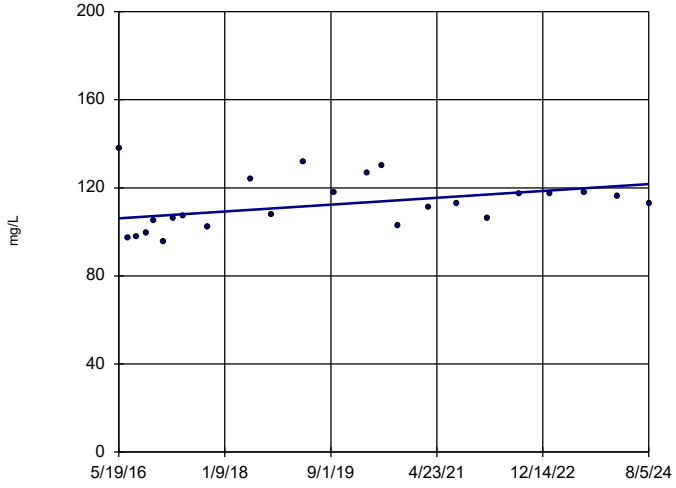

n = 24

Slope = 1.902 units per year.

Mann-Kendall statistic = 84 critical = 105

Trend not significant at 99% confidence level (α = 0.005 per tail).

Constituent: Calcium Analysis Run 10/16/2024 3:08 PM View: Appendix III - Trend Tests

Plant Hammond Client: Southern Company Data: Hammond AP-1

Sanitas™ v.10.0.22 Software licensed to Groundwater Stats Consulting. UG

Sen's Slope Estimator

HGWA-2 (bg)

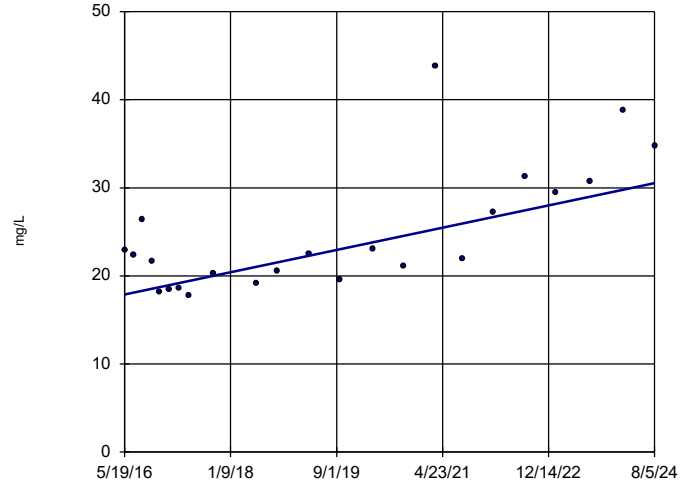

n = 23

Slope = 1.536 units per year.

Mann-Kendall statistic = 119 critical = 98

Increasing trend significant at 99% confidence level (α = 0.005 per tail).

Constituent: Calcium Analysis Run 10/16/2024 3:08 PM View: Appendix III - Trend Tests

Plant Hammond Client: Southern Company Data: Hammond AP-1

Sanitas™ v.10.0.22 Software licensed to Groundwater Stats Consulting. UG

Sen's Slope Estimator

HGWA-3 (bg)

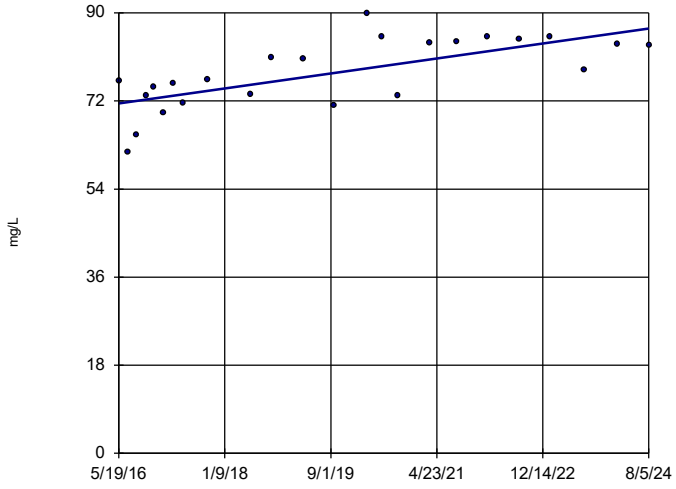

n = 24

Slope = 1.859 units per year.

Mann-Kendall statistic = 131 critical = 105

Increasing trend significant at 99% confidence level (α = 0.005 per tail).

Constituent: Calcium Analysis Run 10/16/2024 3:08 PM View: Appendix III - Trend Tests

Plant Hammond Client: Southern Company Data: Hammond AP-1

Sanitas™ v.10.0.22 Software licensed to Groundwater Stats Consulting. UG

Sen's Slope Estimator

HGWA-43D (bg)

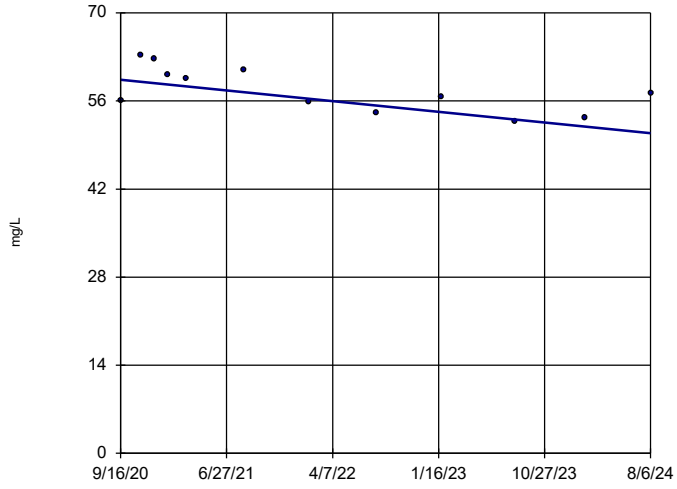

n = 12

Slope = -2.184 units per year.

Mann-Kendall statistic = -32 critical = -38

Trend not significant at 99% confidence level (α = 0.005 per tail).

Constituent: Calcium Analysis Run 10/16/2024 3:08 PM View: Appendix III - Trend Tests

Plant Hammond Client: Southern Company Data: Hammond AP-1

Sanitas™ v.10.0.22 Software licensed to Groundwater Stats Consulting. UG

Sen's Slope Estimator

HGWA-44D (bg)

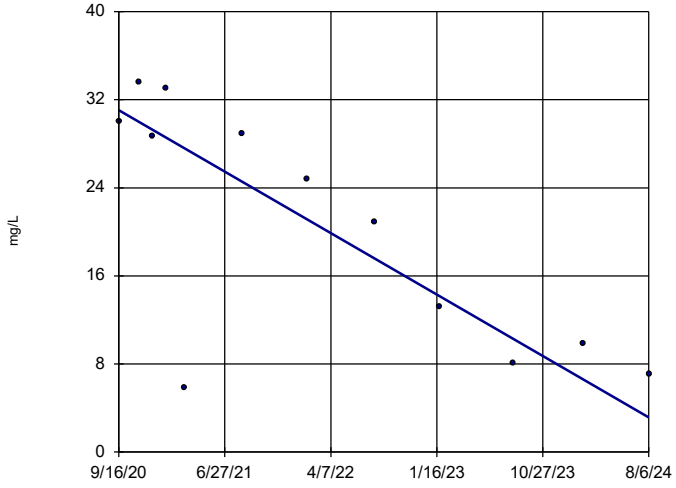

n = 12

Slope = -7.17 units per year.

Mann-Kendall statistic = -42 critical = -38

Decreasing trend significant at 99% confidence level (α = 0.005 per tail).

Constituent: Calcium Analysis Run 10/16/2024 3:08 PM View: Appendix III - Trend Tests

Plant Hammond Client: Southern Company Data: Hammond AP-1

Sanitas™ v.10.0.22 Software licensed to Groundwater Stats Consulting. UG

Sen's Slope Estimator

HGWC-10

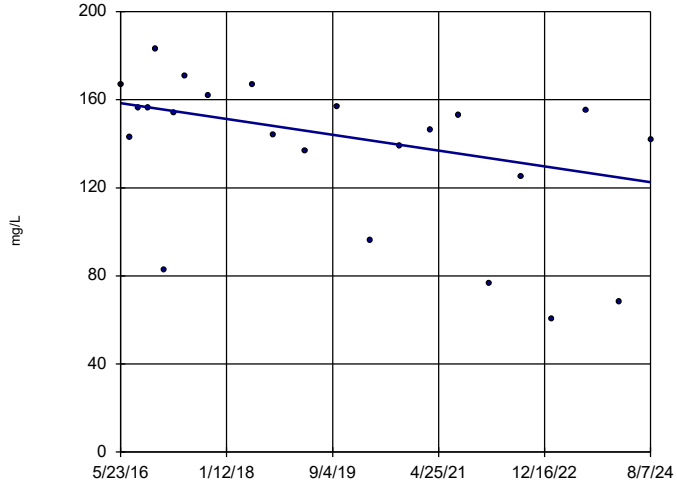

n = 23

Slope = -4.371 units per year.

Mann-Kendall statistic = -99 critical = -98

Decreasing trend significant at 99% confidence level (α = 0.005 per tail).

Constituent: Calcium Analysis Run 10/16/2024 3:08 PM View: Appendix III - Trend Tests

Plant Hammond Client: Southern Company Data: Hammond AP-1

Sanitas™ v.10.0.22 Software licensed to Groundwater Stats Consulting. UG

Sen's Slope Estimator

HGWC-12

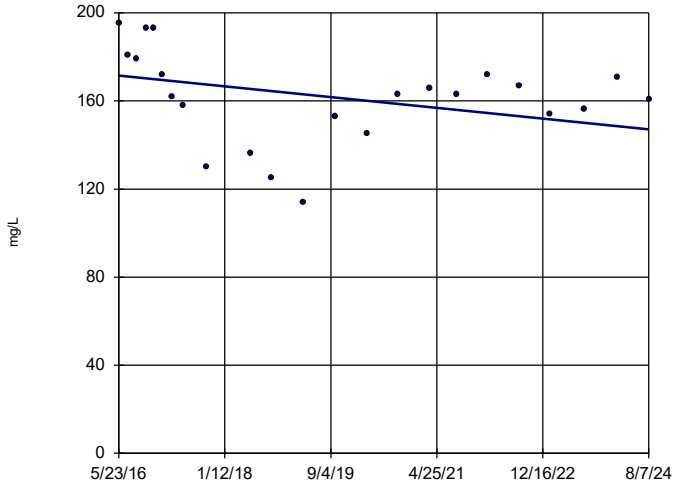

n = 23

Slope = -2.98 units per year.

Mann-Kendall statistic = -58 critical = -98

Trend not significant at 99% confidence level (α = 0.005 per tail).

Constituent: Calcium Analysis Run 10/16/2024 3:08 PM View: Appendix III - Trend Tests

Plant Hammond Client: Southern Company Data: Hammond AP-1

Sanitas™ v.10.0.22 Software licensed to Groundwater Stats Consulting. UG

Sen's Slope Estimator

HGWC-9

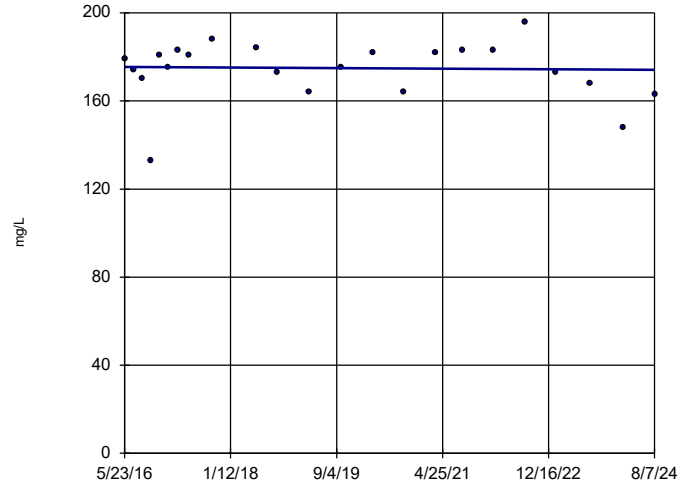

n = 23

Slope = -0.1528 units per year.

Mann-Kendall statistic = -9 critical = -98

Trend not significant at 99% confidence level (α = 0.005 per tail).

Constituent: Calcium Analysis Run 10/16/2024 3:08 PM View: Appendix III - Trend Tests

Plant Hammond Client: Southern Company Data: Hammond AP-1

Sanitas™ v.10.0.22 Software licensed to Groundwater Stats Consulting. UG

Sen's Slope Estimator

HGWA-1 (bg)

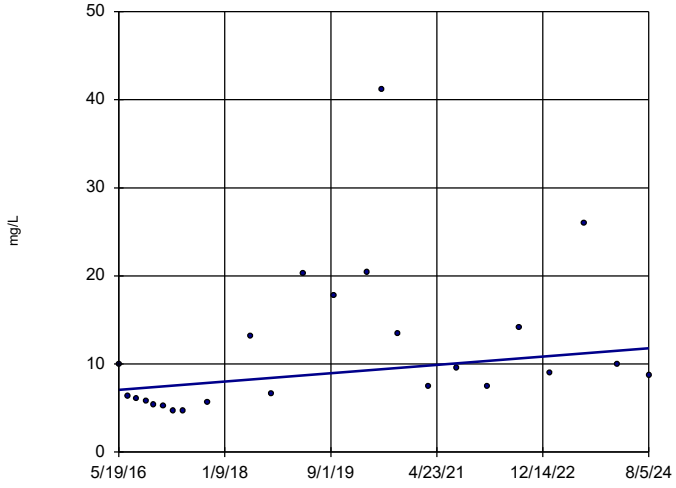

n = 24

Slope = 0.5764 units per year.

Mann-Kendall statistic = 87 critical = 105

Trend not significant at 99% confidence level (α = 0.005 per tail).

Constituent: Chloride Analysis Run 10/16/2024 3:08 PM View: Appendix III - Trend Tests

Plant Hammond Client: Southern Company Data: Hammond AP-1

Sanitas™ v.10.0.22 Software licensed to Groundwater Stats Consulting. UG

Sen's Slope Estimator

HGWA-2 (bg)

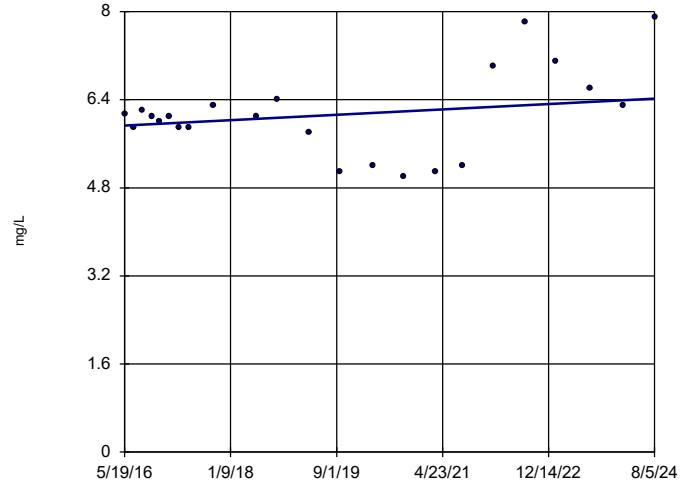

n = 23

Slope = 0.0594 units per year.

Mann-Kendall statistic = 36 critical = 98

Trend not significant at 99% confidence level (α = 0.005 per tail).

Constituent: Chloride Analysis Run 10/16/2024 3:08 PM View: Appendix III - Trend Tests

Plant Hammond Client: Southern Company Data: Hammond AP-1

Sanitas™ v.10.0.22 Software licensed to Groundwater Stats Consulting. UG

Sen's Slope Estimator

HGWA-3 (bg)

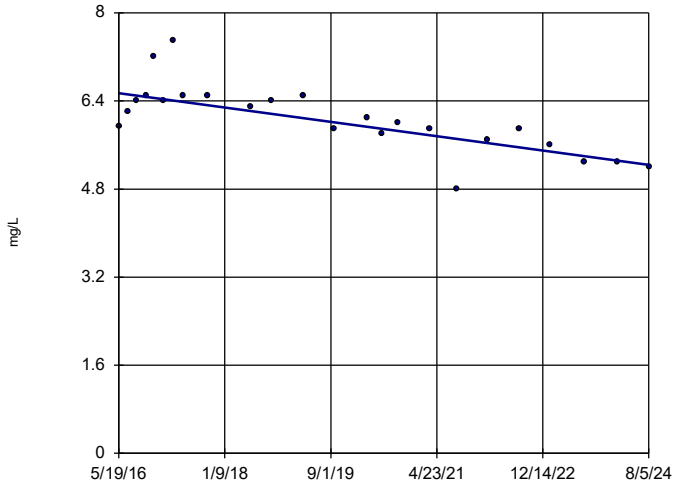

n = 24

Slope = -0.1585 units per year.

Mann-Kendall statistic = -161 critical = -105

Decreasing trend significant at 99% confidence level (α = 0.005 per tail).

Constituent: Chloride Analysis Run 10/16/2024 3:08 PM View: Appendix III - Trend Tests

Plant Hammond Client: Southern Company Data: Hammond AP-1

Sanitas™ v.10.0.22 Software licensed to Groundwater Stats Consulting. UG

Sen's Slope Estimator

HGWA-43D (bg)

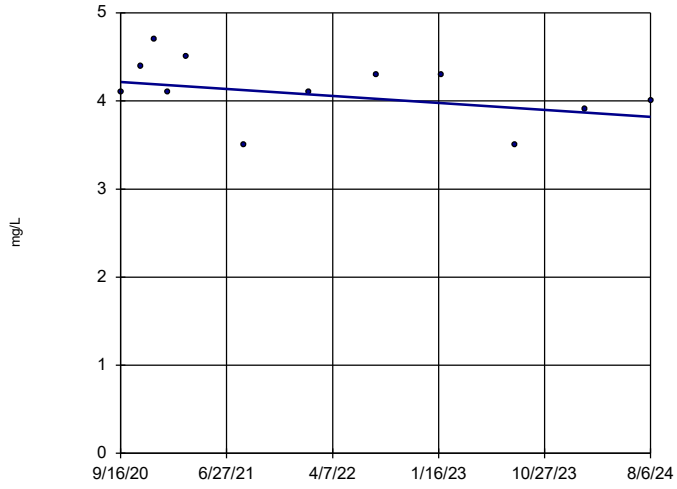

n = 12

Slope = -0.1026 units per year.

Mann-Kendall statistic = -21 critical = -38

Trend not significant at 99% confidence level (α = 0.005 per tail).

Constituent: Chloride Analysis Run 10/16/2024 3:08 PM View: Appendix III - Trend Tests

Plant Hammond Client: Southern Company Data: Hammond AP-1

Sanitas™ v.10.0.22 Software licensed to Groundwater Stats Consulting. UG

Sen's Slope Estimator

HGWA-44D (bg)

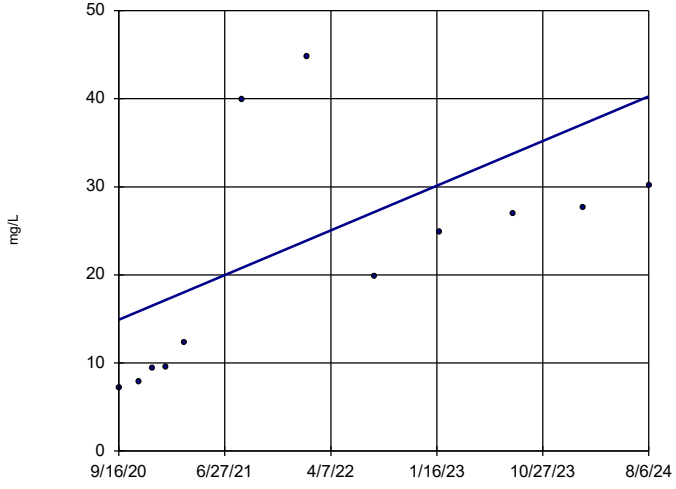

n = 12

Slope = 6.515 units per year.

Mann-Kendall statistic = 46 critical = 38

Increasing trend significant at 99% confidence level (α = 0.005 per tail).

Constituent: Chloride Analysis Run 10/16/2024 3:08 PM View: Appendix III - Trend Tests

Plant Hammond Client: Southern Company Data: Hammond AP-1

Sanitas™ v.10.0.22 Software licensed to Groundwater Stats Consulting. UG

Sen's Slope Estimator

HGWC-9

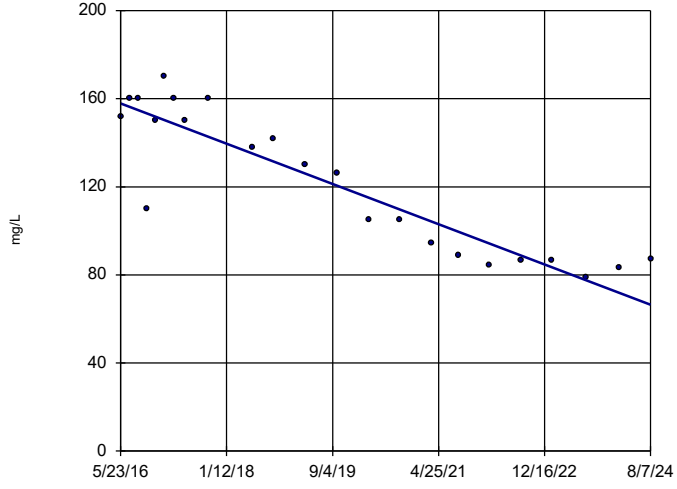

n = 23

Slope = -11.12 units per year.

Mann-Kendall statistic = -185 critical = -98

Decreasing trend significant at 99% confidence level (α = 0.005 per tail).

Constituent: Chloride Analysis Run 10/16/2024 3:08 PM View: Appendix III - Trend Tests

Plant Hammond Client: Southern Company Data: Hammond AP-1

Sanitas™ v.10.0.22 Software licensed to Groundwater Stats Consulting. UG

Sen's Slope Estimator

HGWA-1 (bg)

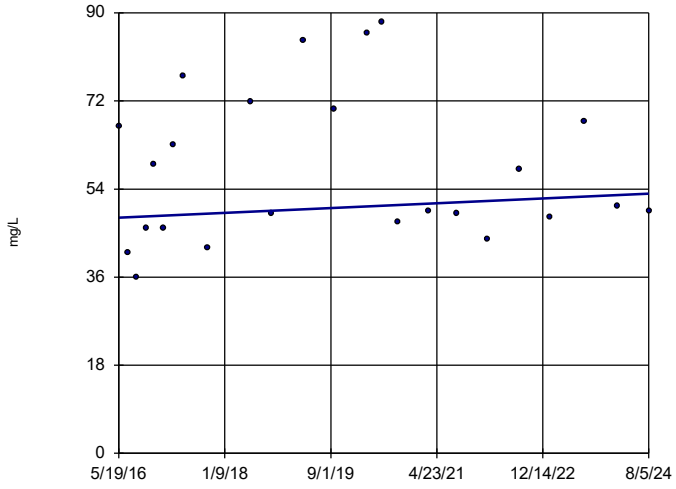

n = 24

Slope = 0.5993 units per year.

Mann-Kendall statistic = 35 critical = 105

Trend not significant at 99% confidence level (α = 0.005 per tail).

Constituent: Sulfate Analysis Run 10/16/2024 3:08 PM View: Appendix III - Trend Tests

Plant Hammond Client: Southern Company Data: Hammond AP-1

Sanitas™ v.10.0.22 Software licensed to Groundwater Stats Consulting. UG

Sen's Slope Estimator

HGWA-2 (bg)

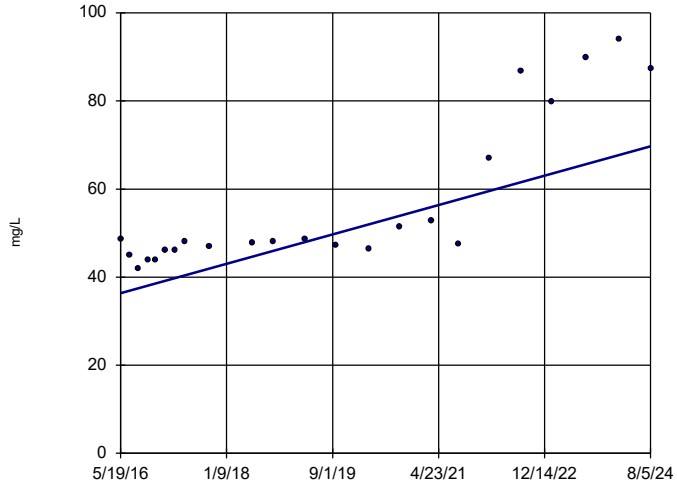

n = 23

Slope = 4.063 units per year.

Mann-Kendall statistic = 177 critical = 98

Increasing trend significant at 99% confidence level (α = 0.005 per tail).

Constituent: Sulfate Analysis Run 10/16/2024 3:08 PM View: Appendix III - Trend Tests

Plant Hammond Client: Southern Company Data: Hammond AP-1

Sanitas™ v.10.0.22 Software licensed to Groundwater Stats Consulting. UG

Sen's Slope Estimator

HGWA-3 (bg)

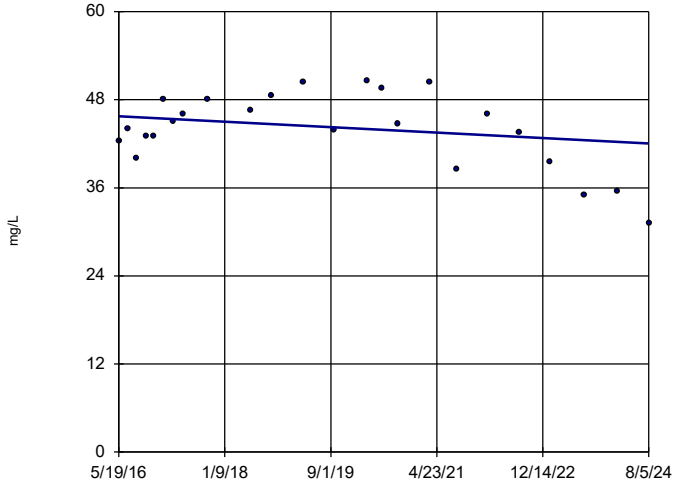

n = 24

Slope = -0.4499 units per year.

Mann-Kendall statistic = -30 critical = -105

Trend not significant at 99% confidence level (α = 0.005 per tail).

Constituent: Sulfate Analysis Run 10/16/2024 3:08 PM View: Appendix III - Trend Tests

Plant Hammond Client: Southern Company Data: Hammond AP-1

Sanitas™ v.10.0.22 Software licensed to Groundwater Stats Consulting. UG

Sen's Slope Estimator

HGWA-43D (bg)

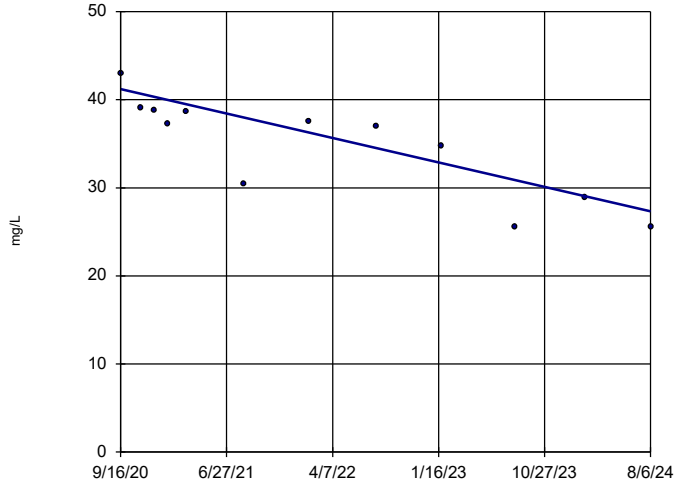

n = 12

Slope = -3.566 units per year.

Mann-Kendall statistic = -54 critical = -38

Decreasing trend significant at 99% confidence level (α = 0.005 per tail).

Constituent: Sulfate Analysis Run 10/16/2024 3:08 PM View: Appendix III - Trend Tests

Plant Hammond Client: Southern Company Data: Hammond AP-1

Sanitas™ v.10.0.22 Software licensed to Groundwater Stats Consulting. UG
Hollow symbols indicate censored values.

Sen's Slope Estimator

HGWA-44D (bg)

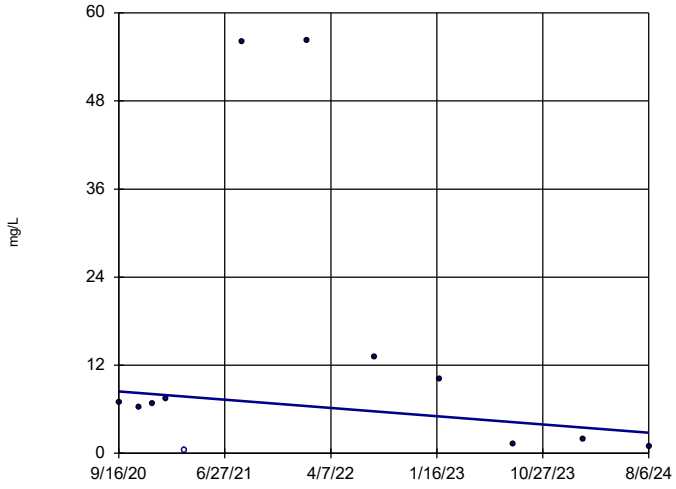

n = 12

Slope = -1.446 units per year.

Mann-Kendall statistic = -8 critical = -38

Trend not significant at 99% confidence level (α = 0.005 per tail).

Constituent: Sulfate Analysis Run 10/16/2024 3:08 PM View: Appendix III - Trend Tests
Plant Hammond Client: Southern Company Data: Hammond AP-1

Sanitas™ v.10.0.22 Software licensed to Groundwater Stats Consulting. UG

Sen's Slope Estimator

HGWC-10

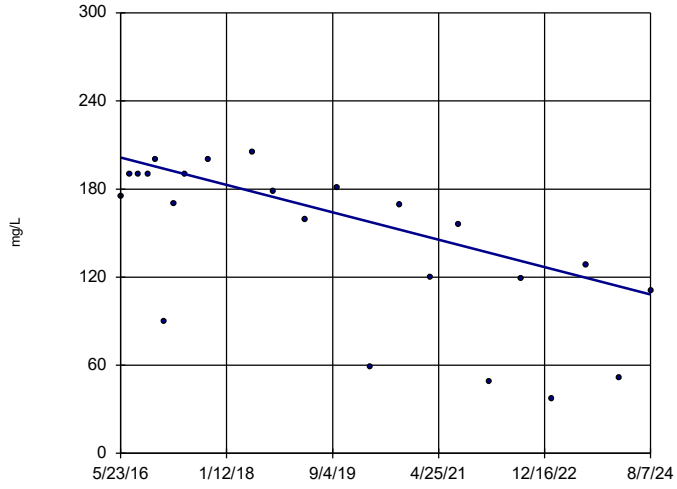

n = 23

Slope = -11.36 units per year.

Mann-Kendall statistic = -126 critical = -98

Decreasing trend significant at 99% confidence level (α = 0.005 per tail).

Constituent: Sulfate Analysis Run 10/16/2024 3:08 PM View: Appendix III - Trend Tests
Plant Hammond Client: Southern Company Data: Hammond AP-1

Sanitas™ v.10.0.22 Software licensed to Groundwater Stats Consulting. UG
Hollow symbols indicate censored values.

Sen's Slope Estimator

HGWC-11

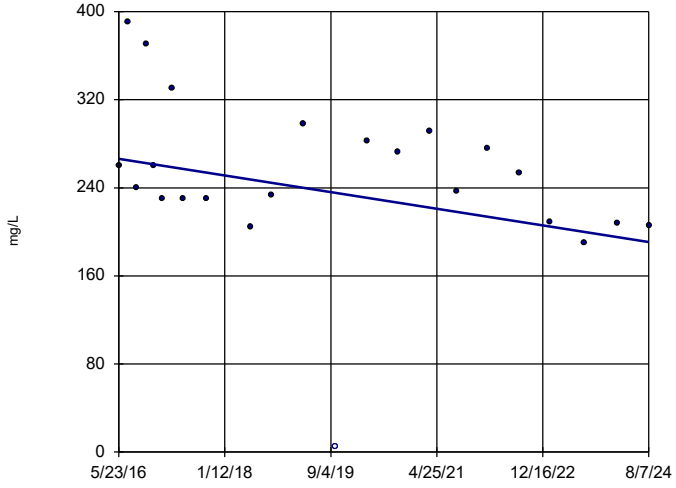

n = 23

Slope = -9.194 units per year.

Mann-Kendall statistic = -83 critical = -98

Trend not significant at 99% confidence level (α = 0.005 per tail).

Constituent: Sulfate Analysis Run 10/16/2024 3:08 PM View: Appendix III - Trend Tests
Plant Hammond Client: Southern Company Data: Hammond AP-1

Sanitas™ v.10.0.22 Software licensed to Groundwater Stats Consulting. UG

Sen's Slope Estimator

HGWC-12

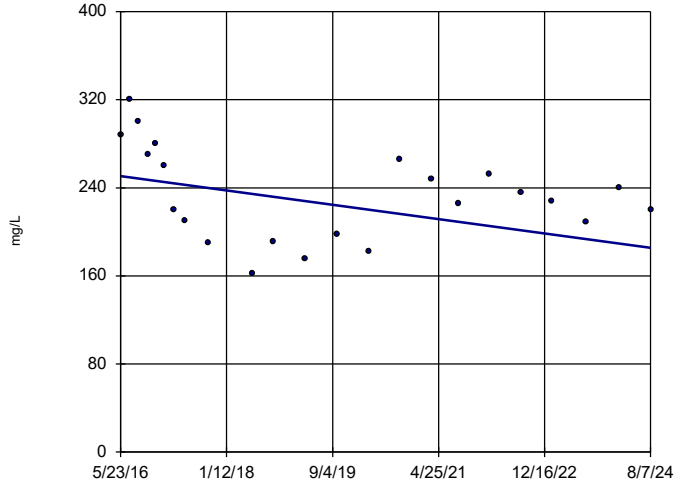

n = 23

Slope = -7.946 units per year.

Mann-Kendall statistic = -70 critical = -98

Trend not significant at 99% confidence level (α = 0.005 per tail).

Constituent: Sulfate Analysis Run 10/16/2024 3:08 PM View: Appendix III - Trend Tests
Plant Hammond Client: Southern Company Data: Hammond AP-1

Sanitas™ v.10.0.22 Software licensed to Groundwater Stats Consulting. UG

Sen's Slope Estimator

HGWC-13

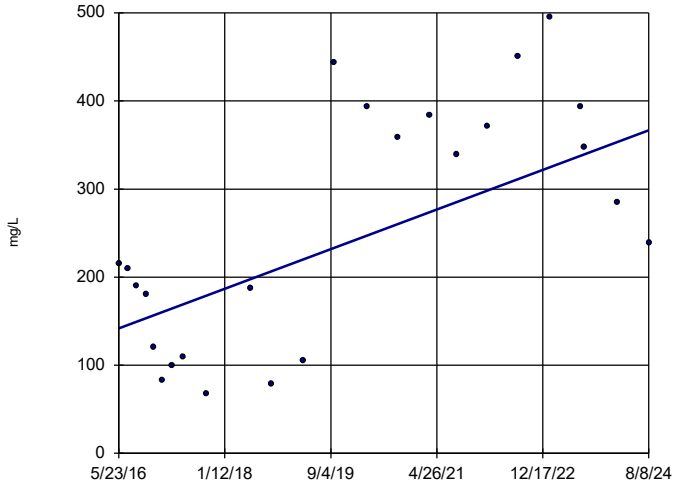

n = 24

Slope = 27.37 units per year.

Mann-Kendall statistic = 83 critical = 105

Trend not significant at 99% confidence level (α = 0.005 per tail).

Constituent: Sulfate Analysis Run 10/16/2024 3:08 PM View: Appendix III - Trend Tests

Plant Hammond Client: Southern Company Data: Hammond AP-1

Sanitas™ v.10.0.22 Software licensed to Groundwater Stats Consulting. UG

Sen's Slope Estimator

HGWC-8

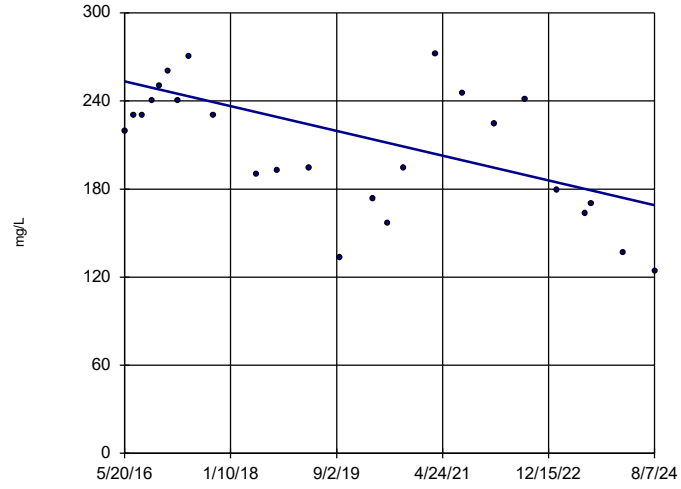

n = 25

Slope = -10.26 units per year.

Mann-Kendall statistic = -105 critical = -111

Trend not significant at 99% confidence level (α = 0.005 per tail).

Constituent: Sulfate Analysis Run 10/16/2024 3:08 PM View: Appendix III - Trend Tests

Plant Hammond Client: Southern Company Data: Hammond AP-1

Sanitas™ v.10.0.22 Software licensed to Groundwater Stats Consulting. UG

Sen's Slope Estimator

HGWC-9

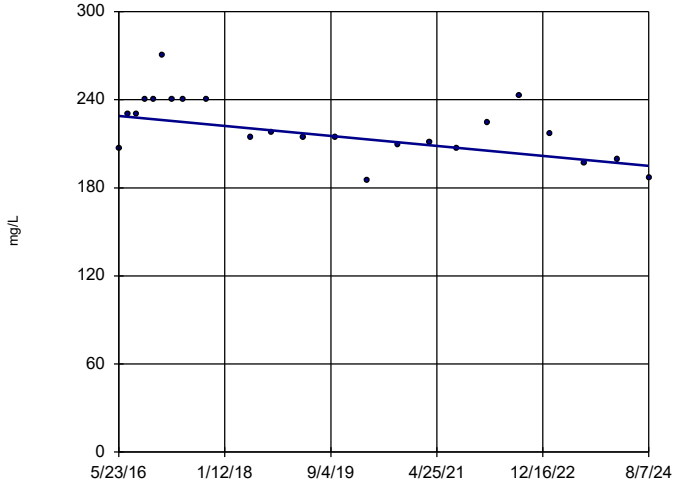

n = 23

Slope = -4.14 units per year.

Mann-Kendall statistic = -96 critical = -98

Trend not significant at 99% confidence level (α = 0.005 per tail).

Constituent: Sulfate Analysis Run 10/16/2024 3:08 PM View: Appendix III - Trend Tests

Plant Hammond Client: Southern Company Data: Hammond AP-1

Sanitas™ v.10.0.22 Software licensed to Groundwater Stats Consulting. UG

Sen's Slope Estimator

HGWA-1 (bg)

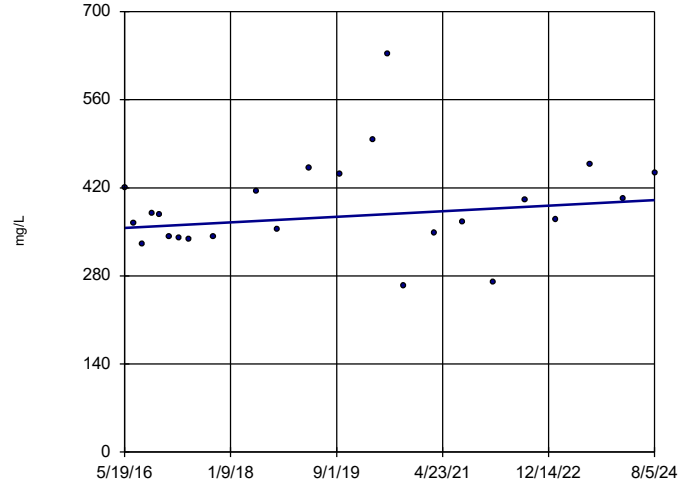

n = 24

Slope = 5.368 units per year.

Mann-Kendall statistic = 56 critical = 105

Trend not significant at 99% confidence level (α = 0.005 per tail).

Constituent: Total Dissolved Solids Analysis Run 10/16/2024 3:08 PM View: Appendix III - Trend Tests

Plant Hammond Client: Southern Company Data: Hammond AP-1

Sanitas™ v.10.0.22 Software licensed to Groundwater Stats Consulting. UG

Sen's Slope Estimator

HGWA-2 (bg)

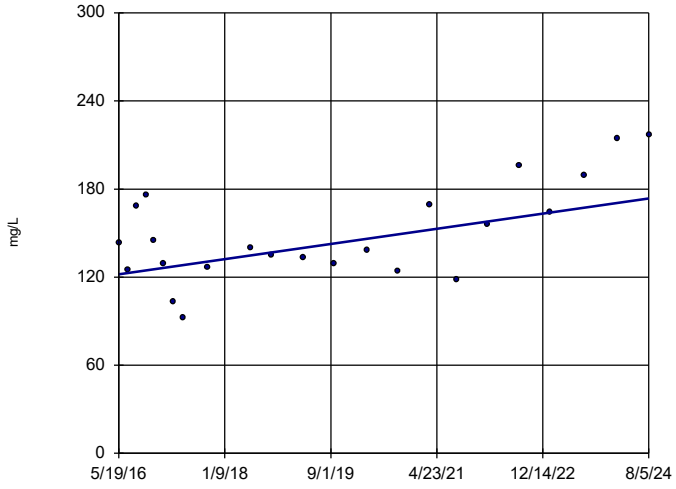

n = 23

Slope = 6.288 units per year.

Mann-Kendall statistic = 78 critical = 98

Trend not significant at 99% confidence level (α = 0.005 per tail).

Constituent: Total Dissolved Solids Analysis Run 10/16/2024 3:08 PM View: Appendix III - Trend Tests

Plant Hammond Client: Southern Company Data: Hammond AP-1

Sanitas™ v.10.0.22 Software licensed to Groundwater Stats Consulting. UG

Sen's Slope Estimator

HGWA-3 (bg)

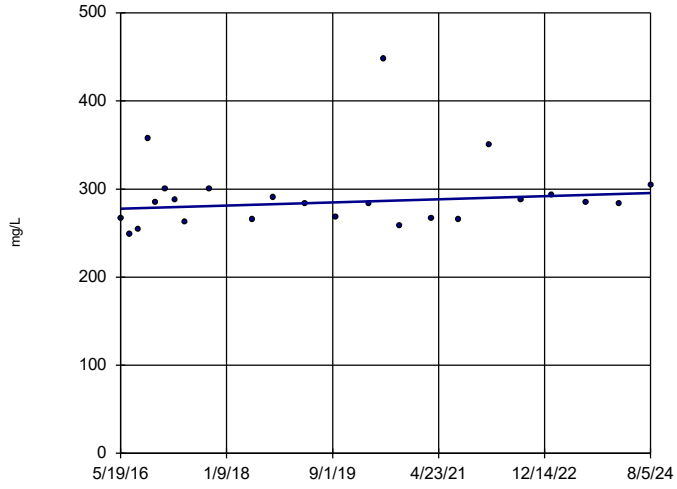

n = 24

Slope = 2.16 units per year.

Mann-Kendall statistic = 44 critical = 105

Trend not significant at 99% confidence level (α = 0.005 per tail).

Constituent: Total Dissolved Solids Analysis Run 10/16/2024 3:08 PM View: Appendix III - Trend Tests

Plant Hammond Client: Southern Company Data: Hammond AP-1

Sanitas™ v.10.0.22 Software licensed to Groundwater Stats Consulting. UG

Sen's Slope Estimator

HGWA-43D (bg)

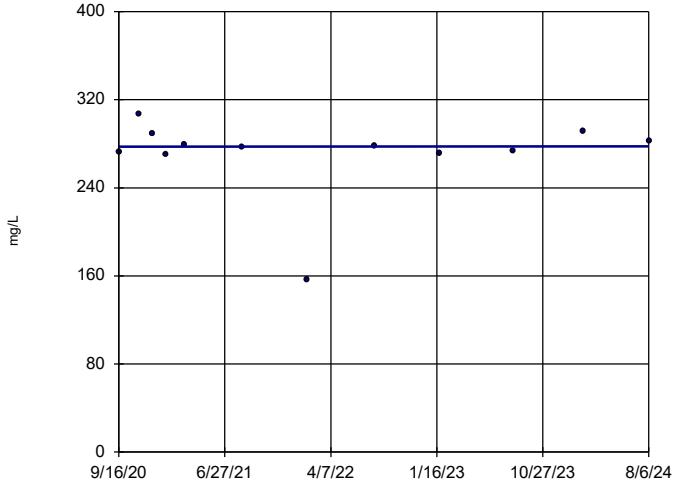

n = 12

Slope = 0.03609 units per year.

Mann-Kendall statistic = 0 critical = 38

Trend not significant at 99% confidence level (α = 0.005 per tail).

Constituent: Total Dissolved Solids Analysis Run 10/16/2024 3:08 PM View: Appendix III - Trend Tests

Plant Hammond Client: Southern Company Data: Hammond AP-1

Sanitas™ v.10.0.22 Software licensed to Groundwater Stats Consulting. UG

Sen's Slope Estimator

HGWA-44D (bg)

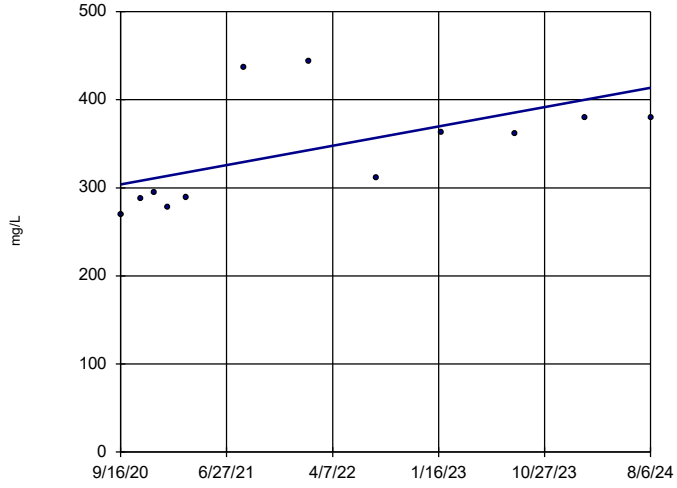

n = 12

Slope = 28.25 units per year.

Mann-Kendall statistic = 38 critical = 38

Trend not significant at 99% confidence level (α = 0.005 per tail).

Constituent: Total Dissolved Solids Analysis Run 10/16/2024 3:08 PM View: Appendix III - Trend Tests

Plant Hammond Client: Southern Company Data: Hammond AP-1

Sen's Slope Estimator

HGWC-12

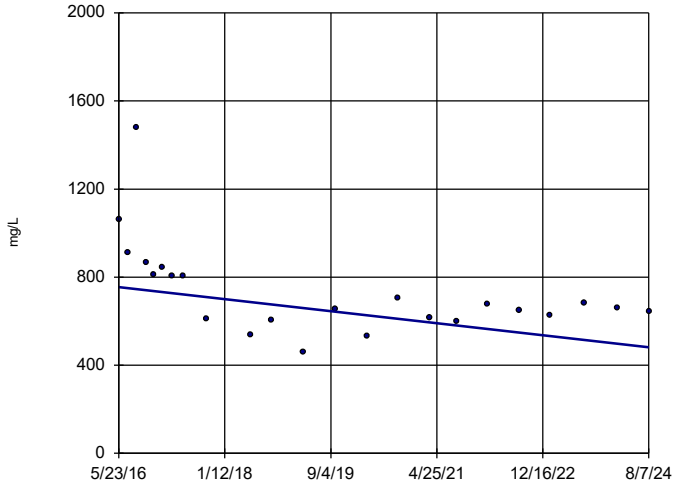

n = 23

Slope = -33.33 units per year.

Mann-Kendall statistic = -105 critical = -98

Decreasing trend significant at 99% confidence level (α = 0.005 per tail).

Constituent: Total Dissolved Solids Analysis Run 10/16/2024 3:08 PM View: Appendix III - Trend Tests

Plant Hammond Client: Southern Company Data: Hammond AP-1

Sanitas™ v.10.0.22 Software licensed to Groundwater Stats Consulting. UG

Sen's Slope Estimator

HGWC-9

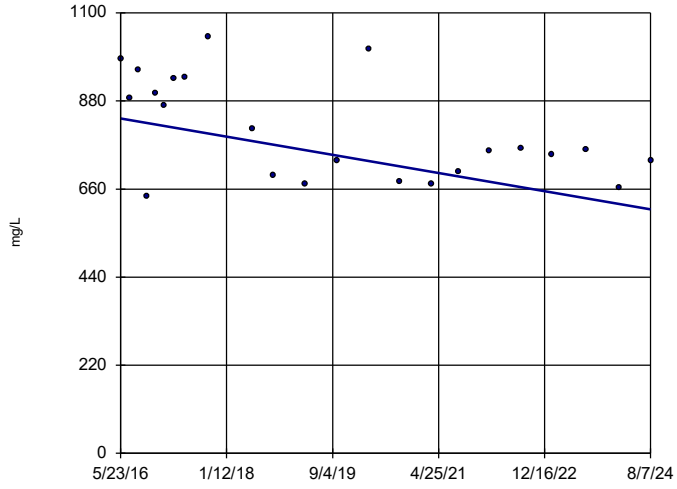

n = 23

Slope = -27.6 units per year.

Mann-Kendall statistic = -79 critical = -98

Trend not significant at 99% confidence level (α = 0.005 per tail).

Constituent: Total Dissolved Solids Analysis Run 10/16/2024 3:08 PM View: Appendix III - Trend Tests

Plant Hammond Client: Southern Company Data: Hammond AP-1

FIGURE F.

Upper Tolerance Limits

Plant Hammond Client: Southern Company Data: Hammond AP-1 Printed 10/16/2024, 3:59 PM

Constituent	Well	Upper Lim.	Date	Observ.	Sig.	Bg N	%NDs	Transform	Alpha	Method
Antimony (mg/L)	n/a	0.003	n/a	n/a	n/a	98	83.67	n/a	0.00656	NP Inter(NDs)
Arsenic (mg/L)	n/a	0.005	n/a	n/a	n/a	104	69.23	n/a	0.004822	NP Inter(NDs)
Barium (mg/L)	n/a	0.46	n/a	n/a	n/a	104	0	n/a	0.004822	NP Inter(normality)
Beryllium (mg/L)	n/a	0.0005	n/a	n/a	n/a	98	78.57	n/a	0.00656	NP Inter(NDs)
Cadmium (mg/L)	n/a	0.0005	n/a	n/a	n/a	98	84.69	n/a	0.00656	NP Inter(NDs)
Chromium (mg/L)	n/a	0.0079	n/a	n/a	n/a	98	85.71	n/a	0.00656	NP Inter(NDs)
Cobalt (mg/L)	n/a	0.038	n/a	n/a	n/a	98	71.43	n/a	0.00656	NP Inter(NDs)
Combined Radium 226 + 228 (pCi/L)	n/a	1.597	n/a	n/a	n/a	104	0	sqrt(x)	0.05	Inter
Fluoride (mg/L)	n/a	1.5	n/a	n/a	n/a	109	25.69	n/a	0.003731	NP Inter(normality)
Lead (mg/L)	n/a	0.001	n/a	n/a	n/a	95	72.63	n/a	0.007651	NP Inter(NDs)
Lithium (mg/L)	n/a	0.064	n/a	n/a	n/a	101	19.8	n/a	0.005625	NP Inter(normality)
Mercury (mg/L)	n/a	0.0002	n/a	n/a	n/a	76	97.37	n/a	0.02028	NP Inter(NDs)
Molybdenum (mg/L)	n/a	0.01	n/a	n/a	n/a	106	75.47	n/a	0.004352	NP Inter(NDs)
Selenium (mg/L)	n/a	0.005	n/a	n/a	n/a	104	95.19	n/a	0.004822	NP Inter(NDs)
Thallium (mg/L)	n/a	0.001	n/a	n/a	n/a	104	99.04	n/a	0.004822	NP Inter(NDs)

Sanitas™ v.10.0.22 Software licensed to Groundwater Stats Consulting. UG
Hollow symbols indicate censored values.

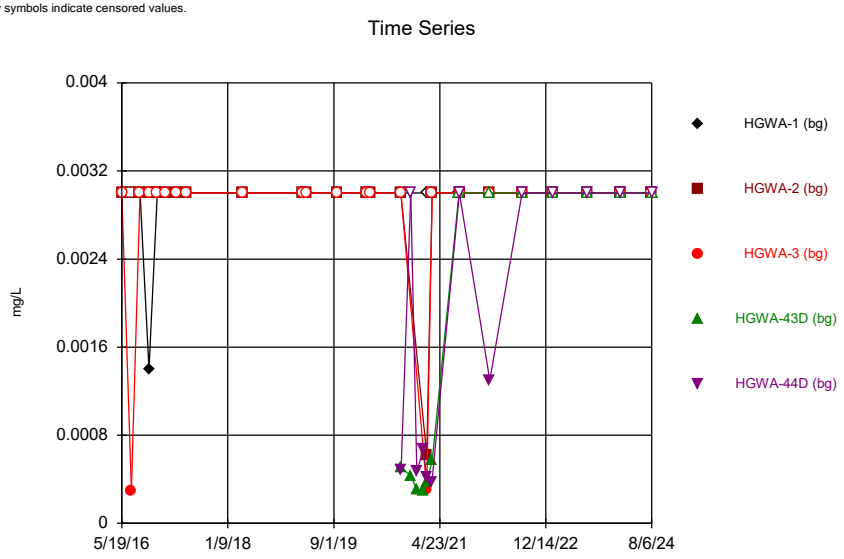

Constituent: Antimony Analysis Run 10/16/2024 3:59 PM View: Appendix IV - UTLs
Plant Hammond Client: Southern Company Data: Hammond AP-1

Sanitas™ v.10.0.22 Software licensed to Groundwater Stats Consulting. UG
Hollow symbols indicate censored values.

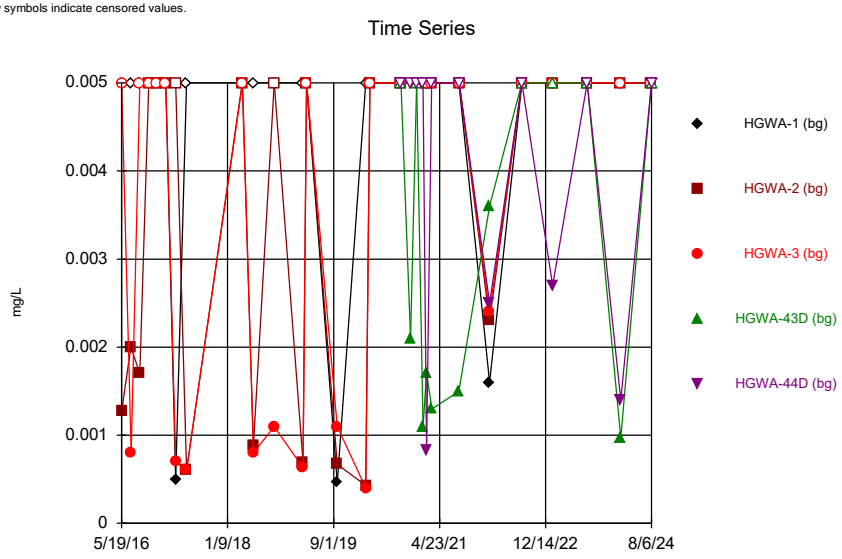

Constituent: Arsenic Analysis Run 10/16/2024 3:59 PM View: Appendix IV - UTLs
Plant Hammond Client: Southern Company Data: Hammond AP-1

Sanitas™ v.10.0.22 Software licensed to Groundwater Stats Consulting. UG

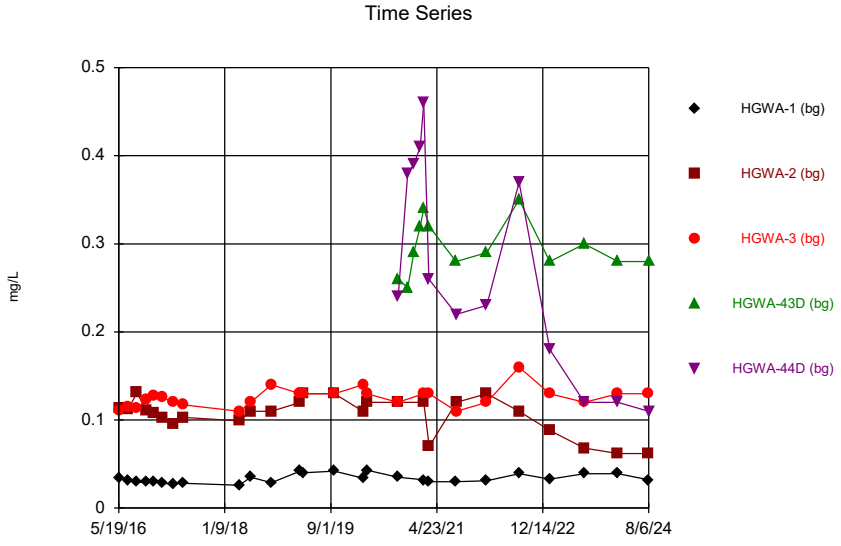

Constituent: Barium Analysis Run 10/16/2024 3:59 PM View: Appendix IV - UTLs
Plant Hammond Client: Southern Company Data: Hammond AP-1

Sanitas™ v.10.0.22 Software licensed to Groundwater Stats Consulting. UG
Hollow symbols indicate censored values.

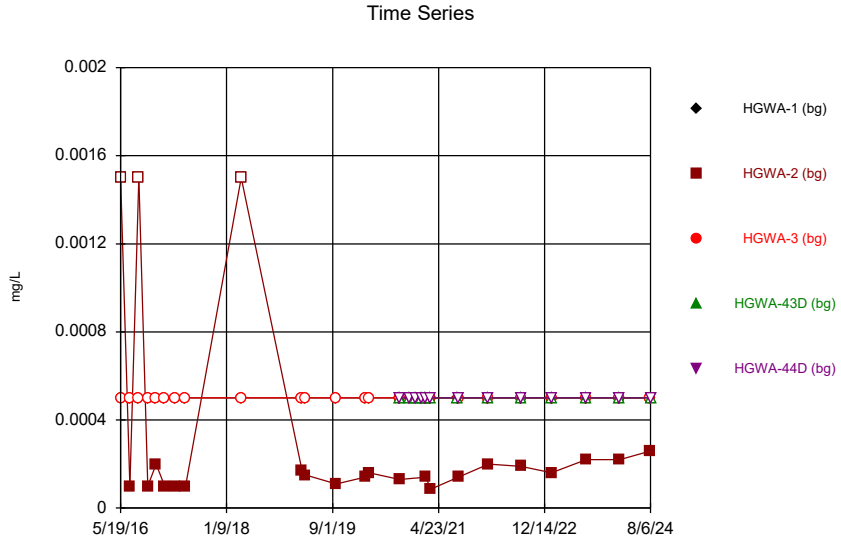

Constituent: Beryllium Analysis Run 10/16/2024 3:59 PM View: Appendix IV - UTLs
Plant Hammond Client: Southern Company Data: Hammond AP-1

Sanitas™ v.10.0.22 Software licensed to Groundwater Stats Consulting. UG
Hollow symbols indicate censored values.

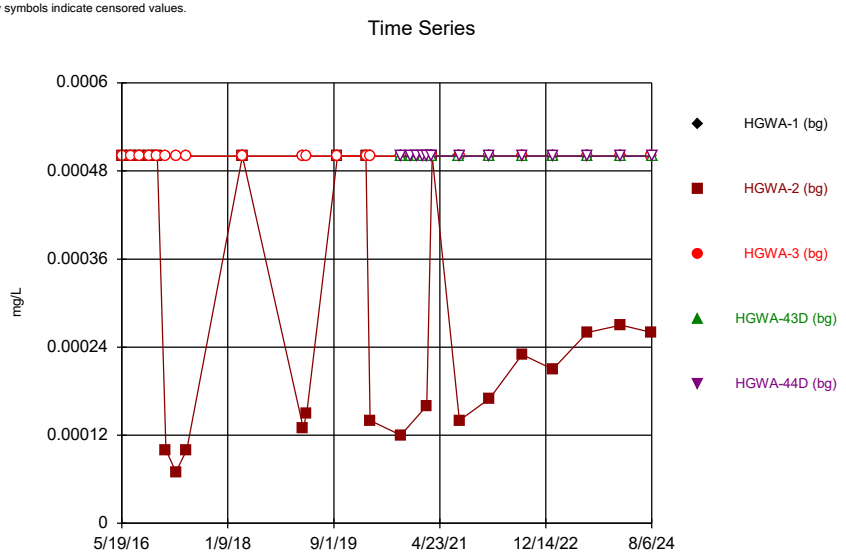

Constituent: Cadmium Analysis Run 10/16/2024 3:59 PM View: Appendix IV - UTLs
Plant Hammond Client: Southern Company Data: Hammond AP-1

Sanitas™ v.10.0.22 Software licensed to Groundwater Stats Consulting. UG
Hollow symbols indicate censored values.

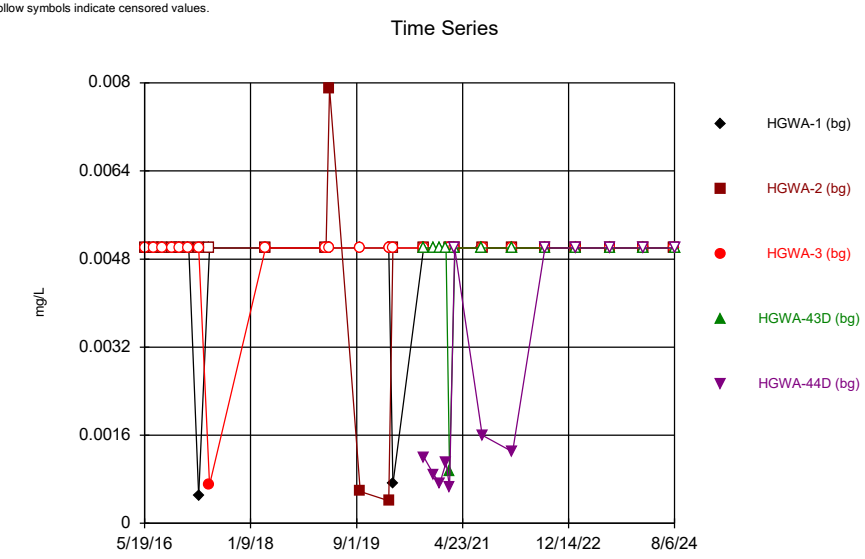

Constituent: Chromium Analysis Run 10/16/2024 3:59 PM View: Appendix IV - UTLs
Plant Hammond Client: Southern Company Data: Hammond AP-1

Sanitas™ v.10.0.22 Software licensed to Groundwater Stats Consulting. UG
Hollow symbols indicate censored values.

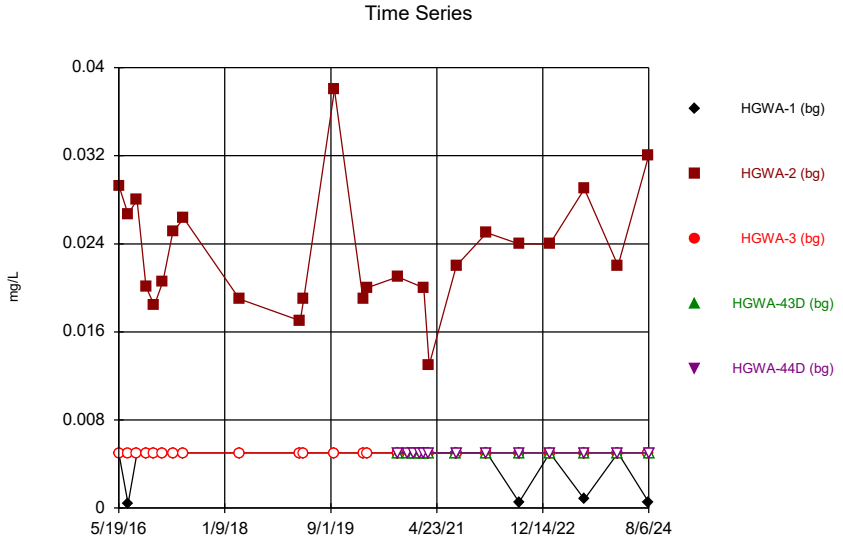

Constituent: Cobalt Analysis Run 10/16/2024 3:59 PM View: Appendix IV - UTLs
Plant Hammond Client: Southern Company Data: Hammond AP-1

Sanitas™ v.10.0.22 Software licensed to Groundwater Stats Consulting. UG

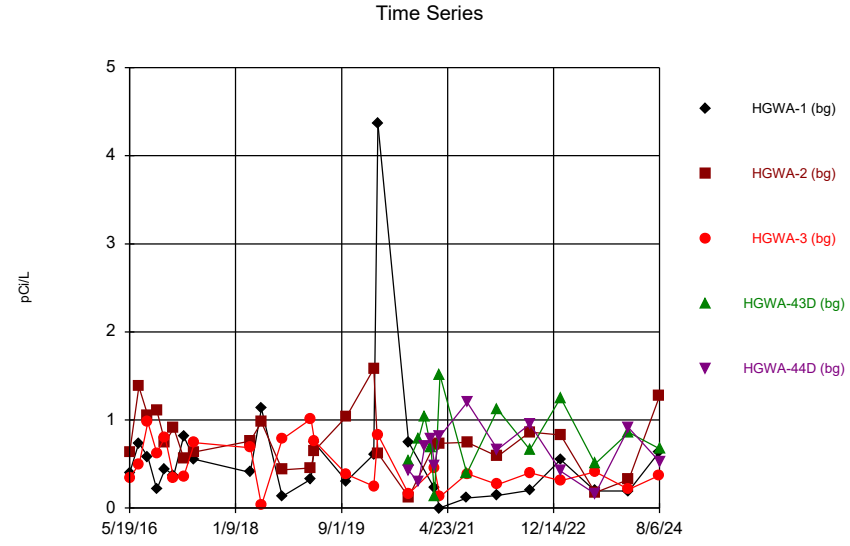

Constituent: Combined Radium 226 + 228 Analysis Run 10/16/2024 3:59 PM View: Appendix IV - UTLs
Plant Hammond Client: Southern Company Data: Hammond AP-1

Sanitas™ v.10.0.22 Software licensed to Groundwater Stats Consulting. UG
Hollow symbols indicate censored values.

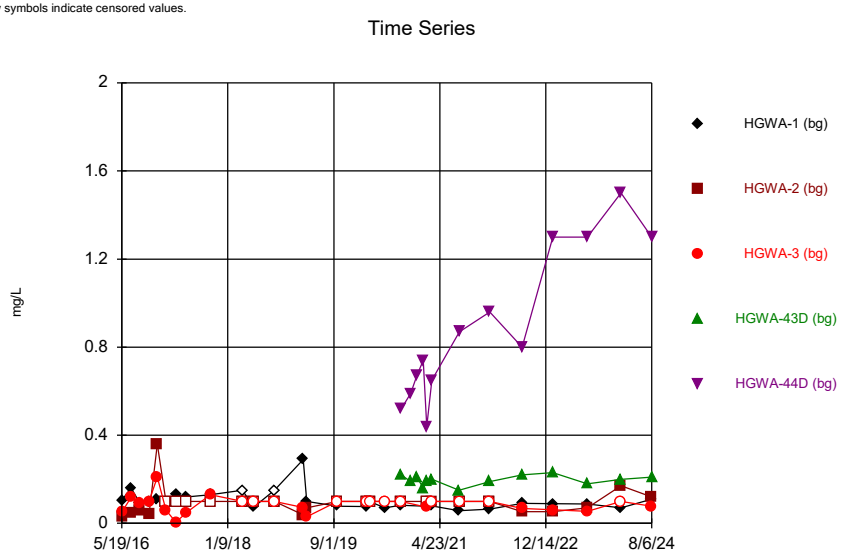

Constituent: Fluoride Analysis Run 10/16/2024 3:59 PM View: Appendix IV - UTLs
Plant Hammond Client: Southern Company Data: Hammond AP-1

Sanitas™ v.10.0.22 Software licensed to Groundwater Stats Consulting. UG
Hollow symbols indicate censored values.

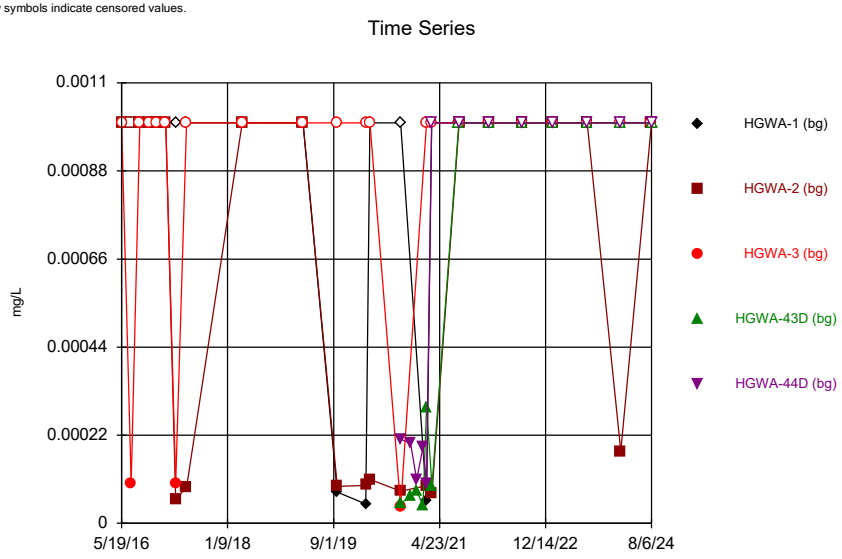

Constituent: Lead Analysis Run 10/16/2024 3:59 PM View: Appendix IV - UTLs
Plant Hammond Client: Southern Company Data: Hammond AP-1

Sanitas™ v.10.0.22 Software licensed to Groundwater Stats Consulting. UG
Hollow symbols indicate censored values.

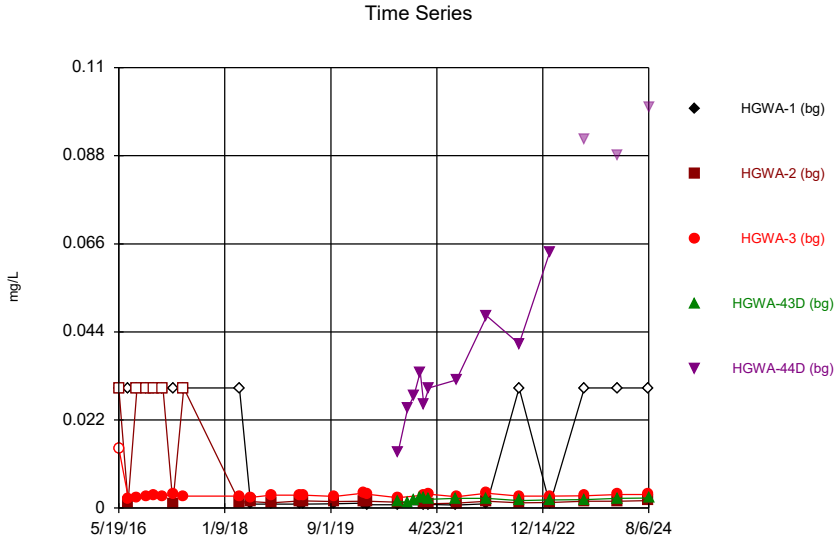

Constituent: Lithium Analysis Run 10/16/2024 3:59 PM View: Appendix IV - UTLs
Plant Hammond Client: Southern Company Data: Hammond AP-1

Sanitas™ v.10.0.22 Software licensed to Groundwater Stats Consulting. UG
Hollow symbols indicate censored values.

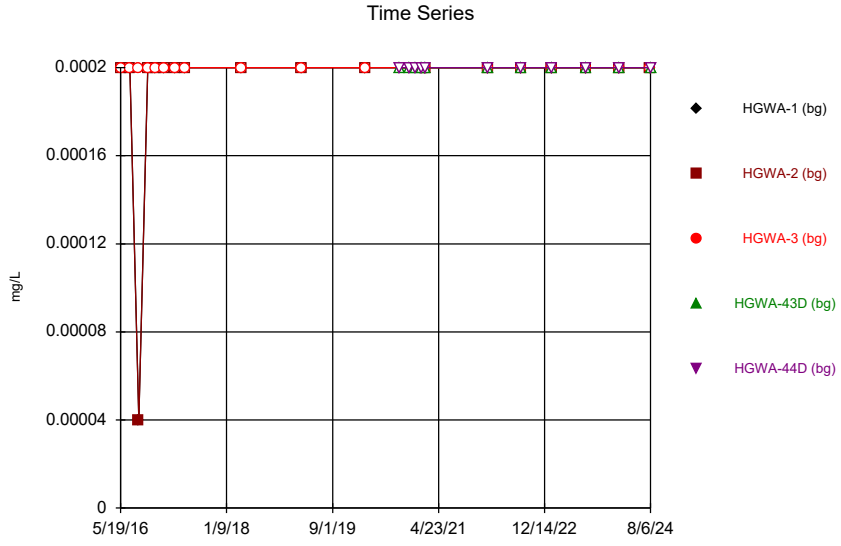

Constituent: Mercury Analysis Run 10/16/2024 3:59 PM View: Appendix IV - UTLs
Plant Hammond Client: Southern Company Data: Hammond AP-1

Sanitas™ v.10.0.22 Software licensed to Groundwater Stats Consulting. UG
Hollow symbols indicate censored values.

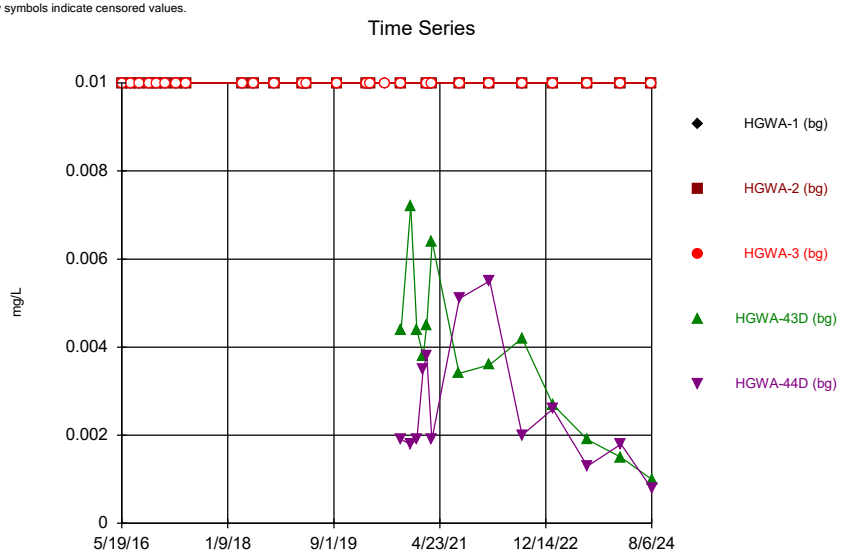

Constituent: Molybdenum Analysis Run 10/16/2024 3:59 PM View: Appendix IV - UTLs
Plant Hammond Client: Southern Company Data: Hammond AP-1

Sanitas™ v.10.0.22 Software licensed to Groundwater Stats Consulting. UG
Hollow symbols indicate censored values.

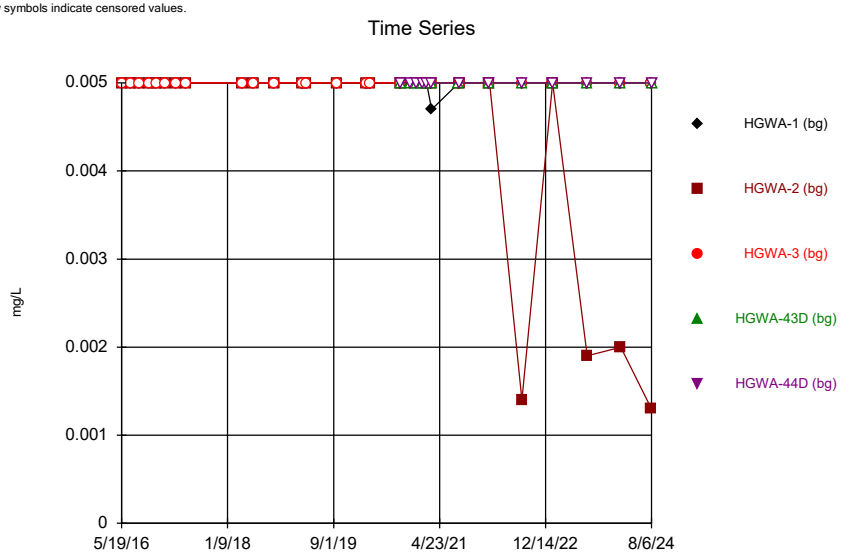

Constituent: Selenium Analysis Run 10/16/2024 3:59 PM View: Appendix IV - UTLs
Plant Hammond Client: Southern Company Data: Hammond AP-1

Sanitas™ v.10.0.22 Software licensed to Groundwater Stats Consulting. UG
Hollow symbols indicate censored values.

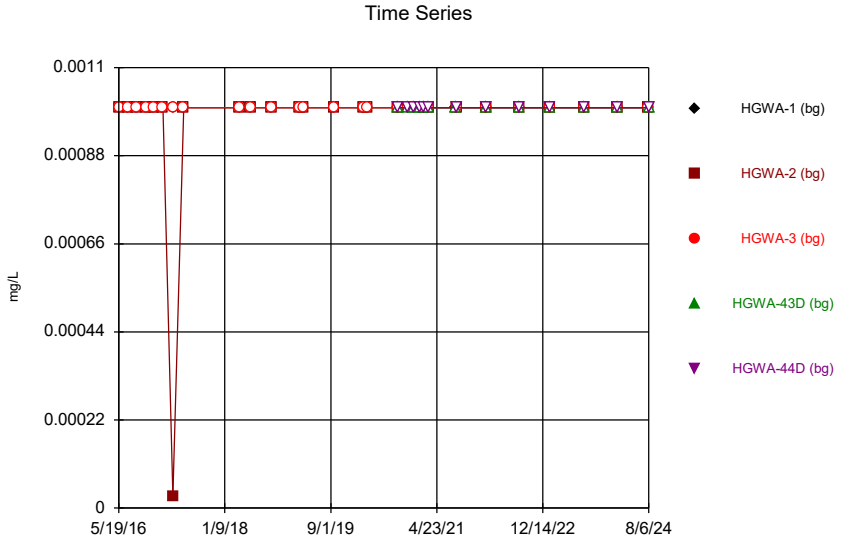

Constituent: Thallium Analysis Run 10/16/2024 3:59 PM View: Appendix IV - UTLs
Plant Hammond Client: Southern Company Data: Hammond AP-1

Sanitas™ v.10.0.22 Software licensed to Groundwater Stats Consulting. UG

Tolerance Limit

Interwell Non-parametric



Non-parametric test used in lieu of parametric tolerance limit because censored data exceeded 50%. Limit is highest of 98 background values. 83.67% NDs. 95.51% coverage at alpha=0.01; 97.07% coverage at alpha=0.05; 99.41% coverage at alpha=0.5. Report alpha = 0.00656.

Constituent: Antimony Analysis Run 10/16/2024 3:53 PM View: Appendix IV - UTLs

Plant Hammond Client: Southern Company Data: Hammond AP-1

Sanitas™ v.10.0.22 Software licensed to Groundwater Stats Consulting. UG

Tolerance Limit

Interwell Non-parametric

Non-parametric test used in lieu of parametric tolerance limit because censored data exceeded 50%. Limit is highest of 104 background values. 69.23% NDs. 95.51% coverage at alpha=0.01; 97.07% coverage at alpha=0.05; 99.41% coverage at alpha=0.5. Report alpha = 0.004822.

Constituent: Arsenic Analysis Run 10/16/2024 3:53 PM View: Appendix IV - UTLs

Plant Hammond Client: Southern Company Data: Hammond AP-1

Sanitas™ v.10.0.22 Software licensed to Groundwater Stats Consulting. UG

Tolerance Limit

Interwell Non-parametric



Non-parametric test used in lieu of parametric tolerance limit because the Chi Squared normality test showed the data to be non-normal at the 0.01 alpha level. Limit is highest of 104 background values. 95.51% coverage at alpha=0.01; 97.07% coverage at alpha=0.05; 99.41% coverage at alpha=0.5. Report alpha = 0.004822.

Constituent: Barium Analysis Run 10/16/2024 3:53 PM View: Appendix IV - UTLs

Plant Hammond Client: Southern Company Data: Hammond AP-1

Sanitas™ v.10.0.22 Software licensed to Groundwater Stats Consulting. UG

Tolerance Limit

Interwell Non-parametric



Non-parametric test used in lieu of parametric tolerance limit because censored data exceeded 50%. Limit is highest of 98 background values. 78.57% NDs. 95.51% coverage at alpha=0.01; 97.07% coverage at alpha=0.05; 99.41% coverage at alpha=0.5. Report alpha = 0.00656.

Constituent: Beryllium Analysis Run 10/16/2024 3:53 PM View: Appendix IV - UTLs

Plant Hammond Client: Southern Company Data: Hammond AP-1

Sanitas™ v.10.0.22 Software licensed to Groundwater Stats Consulting. UG

Tolerance Limit

Interwell Non-parametric



Non-parametric test used in lieu of parametric tolerance limit because censored data exceeded 50%. Limit is highest of 98 background values. 84.69% NDs. 95.51% coverage at alpha=0.01; 97.07% coverage at alpha=0.05; 99.41% coverage at alpha=0.5. Report alpha = 0.00656.

Constituent: Cadmium Analysis Run 10/16/2024 3:53 PM View: Appendix IV - UTLs

Plant Hammond Client: Southern Company Data: Hammond AP-1

Sanitas™ v.10.0.22 Software licensed to Groundwater Stats Consulting. UG

Tolerance Limit

Interwell Non-parametric



Non-parametric test used in lieu of parametric tolerance limit because censored data exceeded 50%. Limit is highest of 98 background values. 85.71% NDs. 95.51% coverage at alpha=0.01; 97.07% coverage at alpha=0.05; 99.41% coverage at alpha=0.5. Report alpha = 0.00656.

Constituent: Chromium Analysis Run 10/16/2024 3:53 PM View: Appendix IV - UTLs

Plant Hammond Client: Southern Company Data: Hammond AP-1

Sanitas™ v.10.0.22 Software licensed to Groundwater Stats Consulting. UG

Tolerance Limit

Interwell Non-parametric



Non-parametric test used in lieu of parametric tolerance limit because censored data exceeded 50%. Limit is highest of 98 background values. 71.43% NDs. 95.51% coverage at alpha=0.01; 97.07% coverage at alpha=0.05; 99.41% coverage at alpha=0.5. Report alpha = 0.00656.

Constituent: Cobalt Analysis Run 10/16/2024 3:53 PM View: Appendix IV - UTLs

Plant Hammond Client: Southern Company Data: Hammond AP-1

Sanitas™ v.10.0.22 Software licensed to Groundwater Stats Consulting. UG

Tolerance Limit

Interwell Parametric

95% coverage. Background Data Summary (based on square root transformation): Mean=0.7513, Std. Dev.=0.2671, n=104. Normality test: Chi Squared @alpha = 0.01, calculated = 7.731, critical = 14.07. Report alpha = 0.05.

Constituent: Combined Radium 226 + 228 Analysis Run 10/16/2024 3:53 PM View: Appendix IV - UTLs

Plant Hammond Client: Southern Company Data: Hammond AP-1

Sanitas™ v.10.0.22 Software licensed to Groundwater Stats Consulting. UG

Tolerance Limit

Interwell Non-parametric



Non-parametric test used in lieu of parametric tolerance limit because the Chi Squared normality test showed the data to be non-normal at the 0.01 alpha level. Limit is highest of 109 background values. 25.69% NDs. 95.9% coverage at alpha=0.01; 97.46% coverage at alpha=0.05; 99.41% coverage at alpha=0.5. Report alpha = 0.003731.

Constituent: Fluoride Analysis Run 10/16/2024 3:53 PM View: Appendix IV - UTLs

Plant Hammond Client: Southern Company Data: Hammond AP-1

Sanitas™ v.10.0.22 Software licensed to Groundwater Stats Consulting. UG

Tolerance Limit

Interwell Non-parametric



Non-parametric test used in lieu of parametric tolerance limit because censored data exceeded 50%. Limit is highest of 95 background values. 72.63% NDs. 95.12% coverage at alpha=0.01; 97.07% coverage at alpha=0.05; 99.41% coverage at alpha=0.5. Report alpha = 0.007651.

Constituent: Lead Analysis Run 10/16/2024 3:53 PM View: Appendix IV - UTLs

Plant Hammond Client: Southern Company Data: Hammond AP-1

Sanitas™ v.10.0.22 Software licensed to Groundwater Stats Consulting. UG

Tolerance Limit

Interwell Non-parametric



Non-parametric test used in lieu of parametric tolerance limit because the Chi Squared normality test showed the data to be non-normal at the 0.01 alpha level. Limit is highest of 101 background values. 19.8% NDs. 95.51% coverage at alpha=0.01; 97.07% coverage at alpha=0.05; 99.41% coverage at alpha=0.5. Report alpha = 0.005625.

Constituent: Lithium Analysis Run 10/16/2024 3:53 PM View: Appendix IV - UTLs

Plant Hammond Client: Southern Company Data: Hammond AP-1

Sanitas™ v.10.0.22 Software licensed to Groundwater Stats Consulting. UG

Tolerance Limit

Interwell Non-parametric



Non-parametric test used in lieu of parametric tolerance limit because censored data exceeded 50%. Limit is highest of 76 background values. 97.37% NDs. 93.95% coverage at alpha=0.01; 96.29% coverage at alpha=0.05; 99.02% coverage at alpha=0.5. Report alpha = 0.02028.

Constituent: Mercury Analysis Run 10/16/2024 3:53 PM View: Appendix IV - UTLs

Plant Hammond Client: Southern Company Data: Hammond AP-1

Sanitas™ v.10.0.22 Software licensed to Groundwater Stats Consulting. UG

Tolerance Limit

Interwell Non-parametric

Non-parametric test used in lieu of parametric tolerance limit because censored data exceeded 50%. Limit is highest of 106 background values. 75.47% NDs. 95.9% coverage at alpha=0.01; 97.07% coverage at alpha=0.05; 99.41% coverage at alpha=0.5. Report alpha = 0.004352.

Constituent: Molybdenum Analysis Run 10/16/2024 3:53 PM View: Appendix IV - UTLs

Plant Hammond Client: Southern Company Data: Hammond AP-1

Sanitas™ v.10.0.22 Software licensed to Groundwater Stats Consulting. UG

Tolerance Limit

Interwell Non-parametric

Non-parametric test used in lieu of parametric tolerance limit because censored data exceeded 50%. Limit is highest of 104 background values. 95.19% NDs. 95.51% coverage at alpha=0.01; 97.07% coverage at alpha=0.05; 99.41% coverage at alpha=0.5. Report alpha = 0.004822.

Constituent: Selenium Analysis Run 10/16/2024 3:53 PM View: Appendix IV - UTLs

Plant Hammond Client: Southern Company Data: Hammond AP-1

Sanitas™ v.10.0.22 Software licensed to Groundwater Stats Consulting. UG

Tolerance Limit

Interwell Non-parametric

Non-parametric test used in lieu of parametric tolerance limit because censored data exceeded 50%. Limit is highest of 104 background values. 99.04% NDs. 95.51% coverage at alpha=0.01; 97.07% coverage at alpha=0.05; 99.41% coverage at alpha=0.5. Report alpha = 0.004822.

Constituent: Thallium Analysis Run 10/16/2024 3:53 PM View: Appendix IV - UTLs

Plant Hammond Client: Southern Company Data: Hammond AP-1

FIGURE G.

PLANT HAMMOND AP-1 GWPS				
Constituent Name	**MCL**	**CCR-Rule Specified**	**Background Limit**	**GWPS**
Antimony, Total (mg/L)	0.006		0.003	0.006
Arsenic, Total (mg/L)	0.01		0.005	0.01
Barium, Total (mg/L)	2		0.46	2
Beryllium, Total (mg/L)	0.004		0.0005	0.004
Cadmium, Total (mg/L)	0.005		0.0005	0.005
Chromium, Total (mg/L)	0.1		0.0079	0.1
Cobalt, Total (mg/L)	n/a	0.006	0.038	0.038
Combined Radium, Total (pCi/L)	5		1.6	5
Fluoride, Total (mg/L)	4		1.5	4
Lead, Total (mg/L)	n/a	0.015	0.001	0.015
Lithium, Total (mg/L)	n/a	0.04	0.064	0.064
Mercury, Total (mg/L)	0.002		0.0002	0.002
Molybdenum, Total (mg/L)	n/a	0.1	0.01	0.1
Selenium, Total (mg/L)	0.05		0.005	0.05
Thallium, Total (mg/L)	0.002		0.001	0.002

**Grey cell indidcates background is higher than MCL or CCR-Rule*

**MCL = Maximum Contaminant Level*

**CCR = Coal Combustion Residuals*

**GWPS = Groundwater Protection Statard*

FIGURE H.

Confidence Intervals - Significant Results

Plant Hammond Client: Southern Company Data: Hammond AP-1 Printed 10/16/2024, 4:05 PM

Constituent	Well	Upper Lim.	Lower Lim.	Compliance	Sig.	N	%NDs	Transform	Alpha	Method
Arsenic (mg/L)	**HGWC-13**	**0.459**	**0.3795**	**0.01**	**Yes**	**27**	**0**	**No**	**0.01**	**Param.**
Molybdenum (mg/L)	**HGWC-8**	**0.471**	**0.3963**	**0.1**	**Yes**	**28**	**0**	**x^2**	**0.01**	**Param.**

Confidence Intervals - All Results

Plant Hammond Client: Southern Company Data: Hammond AP-1 Printed 10/16/2024, 4:05 PM

Constituent	Well	Upper Lim.	Lower Lim.	Compliance	Sig.	N	%NDs	Transform	Alpha	Method
Antimony (mg/L)	HGWC-10	0.003	0.0018	0.006	No	24	91.67	No	0.01	NP (NDs)
Antimony (mg/L)	HGWC-11	0.003	0.00038	0.006	No	24	95.83	No	0.01	NP (NDs)
Antimony (mg/L)	HGWC-13	0.003	0.00061	0.006	No	25	72	No	0.01	NP (NDs)
Antimony (mg/L)	HGWC-7	0.003	0.0017	0.006	No	25	92	No	0.01	NP (NDs)
Antimony (mg/L)	HGWC-8	0.003	0.00064	0.006	No	25	96	No	0.01	NP (NDs)
Antimony (mg/L)	HGWC-9	0.003	0.00092	0.006	No	24	83.33	No	0.01	NP (NDs)
Antimony (mg/L)	MW-24D	0.003	0.0017	0.006	No	15	86.67	No	0.01	NP (NDs)
Antimony (mg/L)	MW-26D	0.003	0.002	0.006	No	15	86.67	No	0.01	NP (NDs)
Antimony (mg/L)	MW-27D	0.003	0.0003	0.006	No	15	60	No	0.01	NP (NDs)
Antimony (mg/L)	MW-28D	0.003	0.0019	0.006	No	15	93.33	No	0.01	NP (NDs)
Antimony (mg/L)	MW-29	0.003	0.00094	0.006	No	15	93.33	No	0.01	NP (NDs)
Antimony (mg/L)	MW-6	0.003	0.0014	0.006	No	15	93.33	No	0.01	NP (NDs)
Antimony (mg/L)	MW-7	0.003	0.0013	0.006	No	15	73.33	No	0.01	NP (NDs)
Arsenic (mg/L)	HGWC-11	0.005	0.0018	0.01	No	26	50	No	0.01	NP (normality)
Arsenic (mg/L)	HGWC-12	0.003912	0.002779	0.01	No	26	11.54	sqrt(x)	0.01	Param.
Arsenic (mg/L)	**HGWC-13**	**0.459**	**0.3795**	**0.01**	**Yes**	**27**	**0**	**No**	**0.01**	**Param.**
Arsenic (mg/L)	HGWC-7	0.005	0.0019	0.01	No	27	96.3	No	0.01	NP (NDs)
Arsenic (mg/L)	HGWC-8	0.005	0.002	0.01	No	27	96.3	No	0.01	NP (NDs)
Arsenic (mg/L)	HGWC-9	0.005	0.0021	0.01	No	26	84.62	No	0.01	NP (NDs)
Arsenic (mg/L)	MW-19	0.005	0.00045	0.01	No	15	93.33	No	0.01	NP (NDs)
Arsenic (mg/L)	MW-20	0.005	0.0023	0.01	No	15	80	No	0.01	NP (NDs)
Arsenic (mg/L)	MW-25D	0.005	0.0011	0.01	No	15	73.33	No	0.01	NP (NDs)
Arsenic (mg/L)	MW-26D	0.005	0.0017	0.01	No	15	80	No	0.01	NP (NDs)
Arsenic (mg/L)	MW-27D	0.005	0.001	0.01	No	15	80	No	0.01	NP (NDs)
Arsenic (mg/L)	MW-28D	0.005	0.0011	0.01	No	15	93.33	No	0.01	NP (NDs)
Arsenic (mg/L)	MW-29	0.005	0.00037	0.01	No	15	93.33	No	0.01	NP (NDs)
Arsenic (mg/L)	MW-5	0.005	0.0013	0.01	No	15	93.33	No	0.01	NP (NDs)
Arsenic (mg/L)	MW-6	0.005	0.0034	0.01	No	15	93.33	No	0.01	NP (NDs)
Barium (mg/L)	HGWC-10	0.08072	0.06022	2	No	26	0	No	0.01	Param.
Barium (mg/L)	HGWC-11	0.04815	0.03242	2	No	26	0	sqrt(x)	0.01	Param.
Barium (mg/L)	HGWC-12	0.105	0.08412	2	No	26	0	sqrt(x)	0.01	Param.
Barium (mg/L)	HGWC-13	0.08404	0.06489	2	No	27	0	No	0.01	Param.
Barium (mg/L)	HGWC-7	0.0737	0.06778	2	No	27	0	No	0.01	Param.
Barium (mg/L)	HGWC-8	0.07106	0.05953	2	No	27	0	No	0.01	Param.
Barium (mg/L)	HGWC-9	0.1152	0.09272	2	No	26	0	No	0.01	Param.
Barium (mg/L)	MW-19	0.05814	0.0404	2	No	15	0	No	0.01	Param.
Barium (mg/L)	MW-20	0.09495	0.08732	2	No	15	0	No	0.01	Param.
Barium (mg/L)	MW-24D	0.062	0.043	2	No	15	0	No	0.01	NP (normality)
Barium (mg/L)	MW-25D	0.6392	0.4568	2	No	15	0	No	0.01	Param.
Barium (mg/L)	MW-26D	0.111	0.06656	2	No	15	0	No	0.01	Param.
Barium (mg/L)	MW-27D	1.1	0.94	2	No	15	0	No	0.01	NP (normality)
Barium (mg/L)	MW-28D	1.202	0.3904	2	No	16	0	x^(1/3)	0.01	Param.
Barium (mg/L)	MW-29	0.08186	0.07054	2	No	15	0	No	0.01	Param.
Barium (mg/L)	MW-5	0.05134	0.04453	2	No	15	0	No	0.01	Param.
Barium (mg/L)	MW-6	0.08802	0.07478	2	No	15	0	No	0.01	Param.
Barium (mg/L)	MW-7	0.06074	0.04952	2	No	15	0	No	0.01	Param.
Beryllium (mg/L)	HGWC-11	0.0005	0.00012	0.004	No	24	66.67	No	0.01	NP (NDs)
Beryllium (mg/L)	HGWC-13	0.0005	0.000099	0.004	No	25	56	No	0.01	NP (NDs)
Beryllium (mg/L)	HGWC-7	0.0005	0.00019	0.004	No	25	88	No	0.01	NP (NDs)
Beryllium (mg/L)	HGWC-8	0.0005	0.000078	0.004	No	25	64	No	0.01	NP (NDs)
Beryllium (mg/L)	MW-19	0.0005	0.000058	0.004	No	15	93.33	No	0.01	NP (NDs)
Beryllium (mg/L)	MW-28D	0.0005	0.00014	0.004	No	15	80	No	0.01	NP (NDs)
Beryllium (mg/L)	MW-7	0.0005	0.000051	0.004	No	15	93.33	No	0.01	NP (NDs)
Cadmium (mg/L)	HGWC-10	0.0005	0.000115	0.005	No	24	70.83	No	0.01	NP (NDs)
Cadmium (mg/L)	HGWC-11	0.0005	0.0001	0.005	No	24	87.5	No	0.01	NP (NDs)
Cadmium (mg/L)	HGWC-12	0.0005	0.0003	0.005	No	24	83.33	No	0.01	NP (NDs)
Cadmium (mg/L)	HGWC-7	0.0005	0.0002	0.005	No	25	80	No	0.01	NP (NDs)
Cadmium (mg/L)	HGWC-8	0.00031	0.00017	0.005	No	25	4	No	0.01	NP (normality)
Cadmium (mg/L)	HGWC-9	0.0005	0.0002	0.005	No	24	87.5	No	0.01	NP (NDs)
Cadmium (mg/L)	MW-19	0.0002956	0.0001522	0.005	No	15	26.67	ln(x)	0.01	Param.
Cadmium (mg/L)	MW-29	0.00053	0.00019	0.005	No	15	86.67	No	0.01	NP (NDs)
Chromium (mg/L)	HGWC-10	0.02	0.0012	0.1	No	24	87.5	No	0.01	NP (NDs)
Chromium (mg/L)	HGWC-11	0.005	0.0012	0.1	No	24	87.5	No	0.01	NP (NDs)
Chromium (mg/L)	HGWC-12	0.005	0.0025	0.1	No	24	87.5	No	0.01	NP (NDs)
Chromium (mg/L)	HGWC-13	0.005	0.00059	0.1	No	25	88	No	0.01	NP (NDs)
Chromium (mg/L)	HGWC-7	0.005	0.0021	0.1	No	25	72	No	0.01	NP (NDs)
Chromium (mg/L)	HGWC-8	0.005	0.0015	0.1	No	25	84	No	0.01	NP (NDs)
Chromium (mg/L)	HGWC-9	0.005	0.0013	0.1	No	24	83.33	No	0.01	NP (NDs)

Confidence Intervals - All Results

Plant Hammond Client: Southern Company Data: Hammond AP-1 Printed 10/16/2024, 4:05 PM

Constituent	Well	Upper Lim.	Lower Lim.	Compliance	Sig.	N	%NDs	Transform	Alpha	Method
Chromium (mg/L)	MW-19	0.005	0.00066	0.1	No	15	60	No	0.01	NP (NDs)
Chromium (mg/L)	MW-20	0.005	0.00071	0.1	No	15	80	No	0.01	NP (NDs)
Chromium (mg/L)	MW-24D	0.005	0.0017	0.1	No	15	86.67	No	0.01	NP (NDs)
Chromium (mg/L)	MW-25D	0.005	0.0012	0.1	No	15	86.67	No	0.01	NP (NDs)
Chromium (mg/L)	MW-26D	0.005	0.001	0.1	No	15	66.67	No	0.01	NP (NDs)
Chromium (mg/L)	MW-27D	0.005	0.00082	0.1	No	15	86.67	No	0.01	NP (NDs)
Chromium (mg/L)	MW-28D	0.005	0.00085	0.1	No	15	60	No	0.01	NP (NDs)
Chromium (mg/L)	MW-29	0.005	0.001	0.1	No	15	93.33	No	0.01	NP (NDs)
Chromium (mg/L)	MW-5	0.003655	0.002279	0.1	No	15	6.667	No	0.01	Param.
Chromium (mg/L)	MW-6	0.005	0.0014	0.1	No	15	80	No	0.01	NP (NDs)
Chromium (mg/L)	MW-7	0.005	0.0015	0.1	No	15	26.67	No	0.01	NP (normality)
Cobalt (mg/L)	HGWC-10	0.005	0.0012	0.038	No	24	75	No	0.01	NP (NDs)
Cobalt (mg/L)	HGWC-11	0.005	0.0014	0.038	No	24	50	No	0.01	NP (normality)
Cobalt (mg/L)	HGWC-12	0.0017	0.0012	0.038	No	24	8.333	No	0.01	NP (normality)
Cobalt (mg/L)	HGWC-13	0.0053	0.0026	0.038	No	25	4	No	0.01	NP (normality)
Cobalt (mg/L)	HGWC-7	0.001479	0.0006895	0.038	No	25	12	ln(x)	0.01	Param.
Cobalt (mg/L)	HGWC-8	0.0023	0.0018	0.038	No	25	8	No	0.01	NP (normality)
Cobalt (mg/L)	HGWC-9	0.0007	0.00053	0.038	No	24	8.333	No	0.01	NP (normality)
Cobalt (mg/L)	MW-19	0.03917	0.0255	0.038	No	15	0	No	0.01	Param.
Cobalt (mg/L)	MW-20	0.005	0.0011	0.038	No	15	93.33	No	0.01	NP (NDs)
Cobalt (mg/L)	MW-24D	0.005	0.0011	0.038	No	15	80	No	0.01	NP (NDs)
Cobalt (mg/L)	MW-26D	0.005	0.00045	0.038	No	15	33.33	No	0.01	NP (normality)
Cobalt (mg/L)	MW-27D	0.005	0.00045	0.038	No	15	80	No	0.01	NP (NDs)
Cobalt (mg/L)	MW-28D	0.005	0.00093	0.038	No	15	93.33	No	0.01	NP (NDs)
Cobalt (mg/L)	MW-29	0.001314	0.0006925	0.038	No	15	6.667	sqrt(x)	0.01	Param.
Cobalt (mg/L)	MW-6	0.00094	0.00036	0.038	No	15	13.33	No	0.01	NP (normality)
Combined Radium 226 + 228 (pCi/L)	HGWC-10	1.008	0.5784	5	No	26	0	No	0.01	Param.
Combined Radium 226 + 228 (pCi/L)	HGWC-11	1.085	0.6473	5	No	26	0	No	0.01	Param.
Combined Radium 226 + 228 (pCi/L)	HGWC-12	0.9673	0.5485	5	No	26	0	No	0.01	Param.
Combined Radium 226 + 228 (pCi/L)	HGWC-13	0.8879	0.564	5	No	26	0	sqrt(x)	0.01	Param.
Combined Radium 226 + 228 (pCi/L)	HGWC-7	0.8079	0.4332	5	No	27	0	sqrt(x)	0.01	Param.
Combined Radium 226 + 228 (pCi/L)	HGWC-8	0.918	0.6485	5	No	26	0	No	0.01	Param.
Combined Radium 226 + 228 (pCi/L)	HGWC-9	0.8607	0.5364	5	No	26	0	No	0.01	Param.
Combined Radium 226 + 228 (pCi/L)	MW-19	0.8572	0.4175	5	No	15	0	No	0.01	Param.
Combined Radium 226 + 228 (pCi/L)	MW-20	0.8921	0.4004	5	No	15	0	No	0.01	Param.
Combined Radium 226 + 228 (pCi/L)	MW-24D	0.5438	0.1867	5	No	15	0	sqrt(x)	0.01	Param.
Combined Radium 226 + 228 (pCi/L)	MW-25D	1.246	0.8676	5	No	15	0	No	0.01	Param.
Combined Radium 226 + 228 (pCi/L)	MW-26D	0.7517	0.1876	5	No	15	0	sqrt(x)	0.01	Param.
Combined Radium 226 + 228 (pCi/L)	MW-27D	1.462	0.7742	5	No	15	0	No	0.01	Param.
Combined Radium 226 + 228 (pCi/L)	MW-28D	1.731	0.699	5	No	15	0	No	0.01	Param.
Combined Radium 226 + 228 (pCi/L)	MW-29	0.8237	0.3283	5	No	15	0	No	0.01	Param.
Combined Radium 226 + 228 (pCi/L)	MW-5	0.8929	0.5438	5	No	15	0	No	0.01	Param.
Combined Radium 226 + 228 (pCi/L)	MW-6	0.839	0.493	5	No	15	0	No	0.01	NP (normality)
Combined Radium 226 + 228 (pCi/L)	MW-7	1.034	0.4121	5	No	15	0	No	0.01	Param.
Fluoride (mg/L)	HGWC-10	0.1677	0.08202	4	No	27	14.81	ln(x)	0.01	Param.
Fluoride (mg/L)	HGWC-11	0.3732	0.2304	4	No	27	0	sqrt(x)	0.01	Param.
Fluoride (mg/L)	HGWC-12	0.31	0.17	4	No	27	3.704	No	0.01	NP (normality)
Fluoride (mg/L)	HGWC-13	0.6469	0.4673	4	No	28	0	No	0.01	Param.
Fluoride (mg/L)	HGWC-7	0.15	0.0828	4	No	29	6.897	No	0.01	NP (normality)
Fluoride (mg/L)	HGWC-8	0.6017	0.4606	4	No	29	0	sqrt(x)	0.01	Param.
Fluoride (mg/L)	HGWC-9	0.2203	0.1011	4	No	27	7.407	sqrt(x)	0.01	Param.
Fluoride (mg/L)	MW-19	0.2293	0.1032	4	No	15	0	x^(1/3)	0.01	Param.
Fluoride (mg/L)	MW-20	0.1	0.074	4	No	15	73.33	No	0.01	NP (NDs)
Fluoride (mg/L)	MW-24D	0.0936	0.05441	4	No	15	26.67	sqrt(x)	0.01	Param.
Fluoride (mg/L)	MW-25D	1.7	1.4	4	No	15	0	No	0.01	NP (normality)
Fluoride (mg/L)	MW-26D	0.117	0.06402	4	No	15	6.667	No	0.01	Param.
Fluoride (mg/L)	MW-27D	0.28	0.22	4	No	15	0	No	0.01	NP (normality)
Fluoride (mg/L)	MW-28D	0.2402	0.1731	4	No	15	0	No	0.01	Param.
Fluoride (mg/L)	MW-29	0.18	0.068	4	No	15	60	No	0.01	NP (NDs)
Fluoride (mg/L)	MW-5	0.0838	0.05926	4	No	15	13.33	No	0.01	Param.
Fluoride (mg/L)	MW-6	0.15	0.053	4	No	15	13.33	No	0.01	NP (normality)
Fluoride (mg/L)	MW-7	0.17	0.06	4	No	15	60	No	0.01	NP (NDs)
Lead (mg/L)	HGWC-10	0.001	0.00005	0.015	No	22	95.45	No	0.01	NP (NDs)
Lead (mg/L)	HGWC-11	0.001	0.0003	0.015	No	22	72.73	No	0.01	NP (NDs)
Lead (mg/L)	HGWC-12	0.001	0.00043	0.015	No	22	77.27	No	0.01	NP (NDs)
Lead (mg/L)	HGWC-13	0.001	0.00018	0.015	No	23	73.91	No	0.01	NP (NDs)
Lead (mg/L)	HGWC-7	0.001	0.0002	0.015	No	23	60.87	No	0.01	NP (NDs)
Lead (mg/L)	HGWC-8	0.001	0.0002	0.015	No	23	78.26	No	0.01	NP (NDs)

Confidence Intervals - All Results

Plant Hammond Client: Southern Company Data: Hammond AP-1 Printed 10/16/2024, 4:05 PM

Constituent	Well	Upper Lim.	Lower Lim.	Compliance	Sig.	N	%NDs	Transform	Alpha	Method
Lead (mg/L)	HGWC-9	0.001	0.0002	0.015	No	22	63.64	No	0.01	NP (NDs)
Lead (mg/L)	MW-19	0.001	0.000071	0.015	No	13	69.23	No	0.01	NP (NDs)
Lead (mg/L)	MW-20	0.001	0.0001	0.015	No	13	69.23	No	0.01	NP (NDs)
Lead (mg/L)	MW-24D	0.001	0.000042	0.015	No	13	61.54	No	0.01	NP (NDs)
Lead (mg/L)	MW-26D	0.001	0.0001	0.015	No	13	84.62	No	0.01	NP (NDs)
Lead (mg/L)	MW-27D	0.001	0.00043	0.015	No	13	84.62	No	0.01	NP (NDs)
Lead (mg/L)	MW-28D	0.001	0.00018	0.015	No	13	61.54	No	0.01	NP (NDs)
Lead (mg/L)	MW-29	0.001	0.00009	0.015	No	13	76.92	No	0.01	NP (NDs)
Lead (mg/L)	MW-5	0.001	0.000047	0.015	No	13	92.31	No	0.01	NP (NDs)
Lead (mg/L)	MW-6	0.001	0.000084	0.015	No	13	69.23	No	0.01	NP (NDs)
Lead (mg/L)	MW-7	0.001	0.000062	0.015	No	13	92.31	No	0.01	NP (NDs)
Lithium (mg/L)	HGWC-12	0.01021	0.008026	0.064	No	26	0	No	0.01	Param.
Lithium (mg/L)	HGWC-13	0.04055	0.03265	0.064	No	27	0	No	0.01	Param.
Lithium (mg/L)	HGWC-7	0.0026	0.002	0.064	No	27	3.704	No	0.01	NP (normality)
Lithium (mg/L)	HGWC-8	0.003	0.0025	0.064	No	27	11.11	No	0.01	NP (normality)
Lithium (mg/L)	HGWC-9	0.0044	0.0036	0.064	No	26	3.846	No	0.01	NP (normality)
Lithium (mg/L)	MW-19	0.01299	0.008673	0.064	No	15	6.667	No	0.01	Param.
Lithium (mg/L)	MW-20	0.03	0.00091	0.064	No	15	40	No	0.01	NP (normality)
Lithium (mg/L)	MW-24D	0.0029	0.002606	0.064	No	15	0	No	0.01	Param.
Lithium (mg/L)	MW-25D	0.04853	0.04133	0.064	No	15	0	No	0.01	Param.
Lithium (mg/L)	MW-26D	0.004	0.0032	0.064	No	15	0	No	0.01	NP (normality)
Lithium (mg/L)	MW-27D	0.009097	0.006636	0.064	No	15	0	No	0.01	Param.
Lithium (mg/L)	MW-28D	0.01344	0.008082	0.064	No	15	0	No	0.01	Param.
Lithium (mg/L)	MW-29	0.002289	0.002004	0.064	No	15	0	No	0.01	Param.
Mercury (mg/L)	HGWC-10	0.0002	0.00005	0.002	No	18	94.44	No	0.01	NP (NDs)
Mercury (mg/L)	HGWC-11	0.0002	0.00005	0.002	No	18	94.44	No	0.01	NP (NDs)
Mercury (mg/L)	HGWC-13	0.0002	0.00005	0.002	No	19	89.47	No	0.01	NP (NDs)
Mercury (mg/L)	HGWC-9	0.0002	0.00004	0.002	No	18	94.44	No	0.01	NP (NDs)
Mercury (mg/L)	MW-25D	0.0002	0.00013	0.002	No	9	88.89	No	0.002	NP (NDs)
Mercury (mg/L)	MW-29	0.0002	0.00017	0.002	No	9	88.89	No	0.002	NP (NDs)
Molybdenum (mg/L)	HGWC-10	0.01	0.0014	0.1	No	26	57.69	No	0.01	NP (NDs)
Molybdenum (mg/L)	HGWC-11	0.02557	0.01689	0.1	No	26	0	No	0.01	Param.
Molybdenum (mg/L)	HGWC-12	0.04889	0.04565	0.1	No	26	0	No	0.01	Param.
Molybdenum (mg/L)	HGWC-13	0.03378	0.02602	0.1	No	27	0	No	0.01	Param.
Molybdenum (mg/L)	HGWC-7	0.04164	0.03501	0.1	No	28	0	No	0.01	Param.
Molybdenum (mg/L)	**HGWC-8**	**0.471**	**0.3963**	**0.1**	**Yes**	**28**	**0**	**x^2**	**0.01**	**Param.**
Molybdenum (mg/L)	HGWC-9	0.033	0.0234	0.1	No	26	0	No	0.01	NP (normality)
Molybdenum (mg/L)	MW-19	0.04911	0.02502	0.1	No	15	6.667	No	0.01	Param.
Molybdenum (mg/L)	MW-24D	0.01	0.00087	0.1	No	15	26.67	No	0.01	NP (normality)
Molybdenum (mg/L)	MW-25D	0.01	0.0022	0.1	No	15	86.67	No	0.01	NP (NDs)
Molybdenum (mg/L)	MW-26D	0.02364	0.01336	0.1	No	16	6.25	No	0.01	Param.
Molybdenum (mg/L)	MW-27D	0.003791	0.001678	0.1	No	15	6.667	x^(1/3)	0.01	Param.
Molybdenum (mg/L)	MW-28D	0.01703	0.005801	0.1	No	15	0	No	0.01	Param.
Molybdenum (mg/L)	MW-29	0.00328	0.002507	0.1	No	15	0	No	0.01	Param.
Molybdenum (mg/L)	MW-6	0.002731	0.002349	0.1	No	15	0	No	0.01	Param.
Molybdenum (mg/L)	MW-7	0.01	0.0014	0.1	No	15	40	No	0.01	NP (normality)
Selenium (mg/L)	HGWC-10	0.005	0.0035	0.05	No	26	65.38	No	0.01	NP (NDs)
Selenium (mg/L)	HGWC-11	0.01323	0.006638	0.05	No	26	0	No	0.01	Param.
Selenium (mg/L)	HGWC-12	0.005	0.0011	0.05	No	26	96.15	No	0.01	NP (NDs)
Selenium (mg/L)	HGWC-13	0.005	0.0016	0.05	No	27	92.59	No	0.01	NP (NDs)
Selenium (mg/L)	HGWC-8	0.005	0.0024	0.05	No	27	96.3	No	0.01	NP (NDs)
Selenium (mg/L)	HGWC-9	0.005	0.0037	0.05	No	26	96.15	No	0.01	NP (NDs)
Selenium (mg/L)	MW-19	0.005164	0.002543	0.05	No	15	13.33	No	0.01	Param.
Selenium (mg/L)	MW-27D	0.005	0.00012	0.05	No	15	93.33	No	0.01	NP (NDs)
Selenium (mg/L)	MW-5	0.003669	0.002518	0.05	No	15	0	No	0.01	Param.
Selenium (mg/L)	MW-6	0.005	0.0013	0.05	No	15	93.33	No	0.01	NP (NDs)
Selenium (mg/L)	MW-7	0.005	0.0015	0.05	No	15	53.33	No	0.01	NP (NDs)
Thallium (mg/L)	HGWC-11	0.001	0.00008	0.002	No	26	92.31	No	0.01	NP (NDs)
Thallium (mg/L)	HGWC-12	0.001	0.0002	0.002	No	26	76.92	No	0.01	NP (NDs)
Thallium (mg/L)	HGWC-13	0.0004268	0.0003419	0.002	No	27	14.81	No	0.01	Param.
Thallium (mg/L)	HGWC-8	0.001	0.00018	0.002	No	27	70.37	No	0.01	NP (NDs)
Thallium (mg/L)	MW-19	0.001	0.00023	0.002	No	15	40	No	0.01	NP (normality)
Thallium (mg/L)	MW-28D	0.001	0.000092	0.002	No	15	93.33	No	0.01	NP (NDs)
Thallium (mg/L)	MW-29	0.001	0.000064	0.002	No	15	93.33	No	0.01	NP (NDs)
Thallium (mg/L)	MW-6	0.001	0.000082	0.002	No	15	93.33	No	0.01	NP (NDs)

Sanitas™ v.10.0.22 Software licensed to Groundwater Stats Consulting. UG

Non-Parametric Confidence Interval

Compliance Limit is not exceeded. Per-well alpha = 0.01.

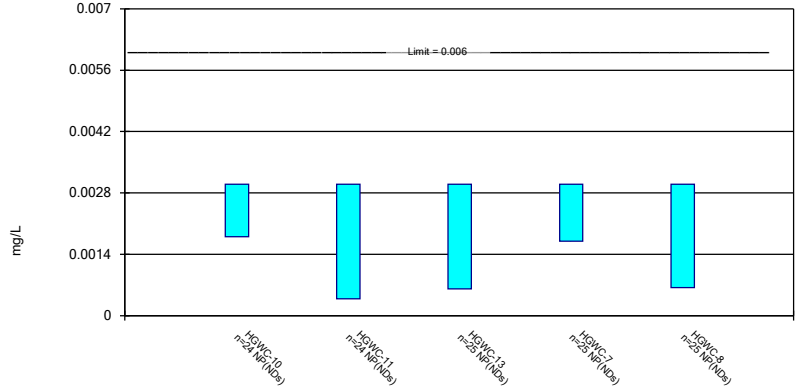

Constituent: Antimony Analysis Run 10/16/2024 4:03 PM View: Appendix IV

Plant Hammond Client: Southern Company Data: Hammond AP-1

Sanitas™ v.10.0.22 Software licensed to Groundwater Stats Consulting. UG

Non-Parametric Confidence Interval

Compliance Limit is not exceeded. Per-well alpha = 0.01.

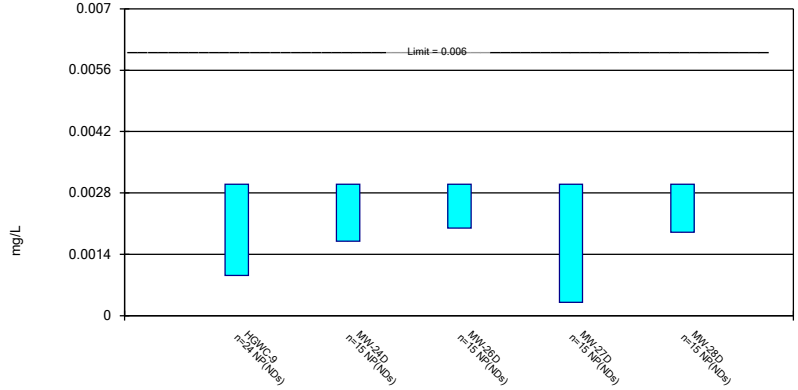

Constituent: Antimony Analysis Run 10/16/2024 4:03 PM View: Appendix IV

Plant Hammond Client: Southern Company Data: Hammond AP-1

Sanitas™ v.10.0.22 Software licensed to Groundwater Stats Consulting. UG

Non-Parametric Confidence Interval

Compliance Limit is not exceeded. Per-well alpha = 0.01.

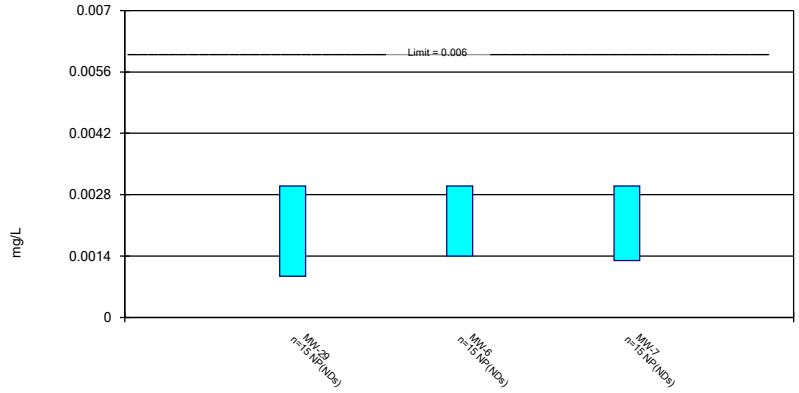

Constituent: Antimony Analysis Run 10/16/2024 4:03 PM View: Appendix IV

Plant Hammond Client: Southern Company Data: Hammond AP-1

Sanitas™ v.10.0.22 Software licensed to Groundwater Stats Consulting. UG

Parametric and Non-Parametric (NP) Confidence Interval

Compliance limit is exceeded.* Per-well alpha = 0.01. Normality Test: Shapiro Wilk, alpha based on n.

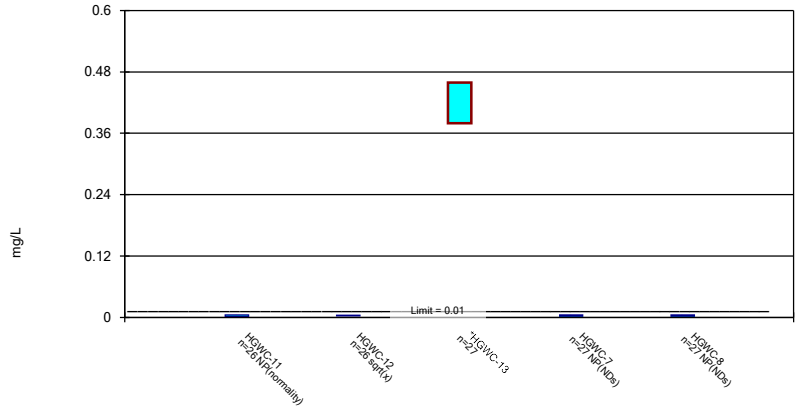

Constituent: Arsenic Analysis Run 10/16/2024 4:03 PM View: Appendix IV

Plant Hammond Client: Southern Company Data: Hammond AP-1

Sanitas™ v.10.0.22 Software licensed to Groundwater Stats Consulting. UG

Non-Parametric Confidence Interval

Compliance Limit is not exceeded. Per-well alpha = 0.01.

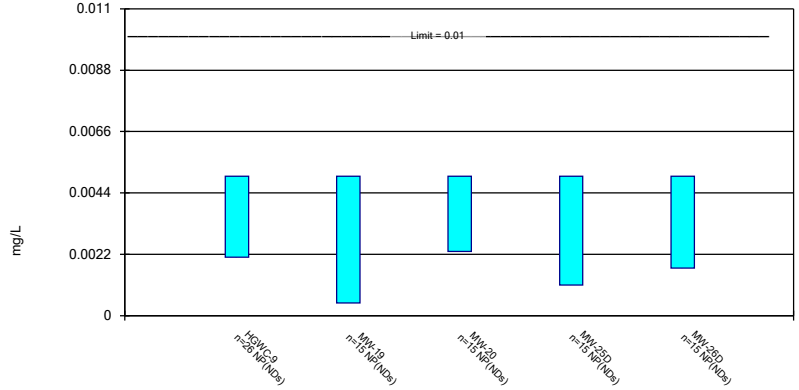

Constituent: Arsenic Analysis Run 10/16/2024 4:03 PM View: Appendix IV
Plant Hammond Client: Southern Company Data: Hammond AP-1

Sanitas™ v.10.0.22 Software licensed to Groundwater Stats Consulting. UG

Non-Parametric Confidence Interval

Compliance Limit is not exceeded. Per-well alpha = 0.01.

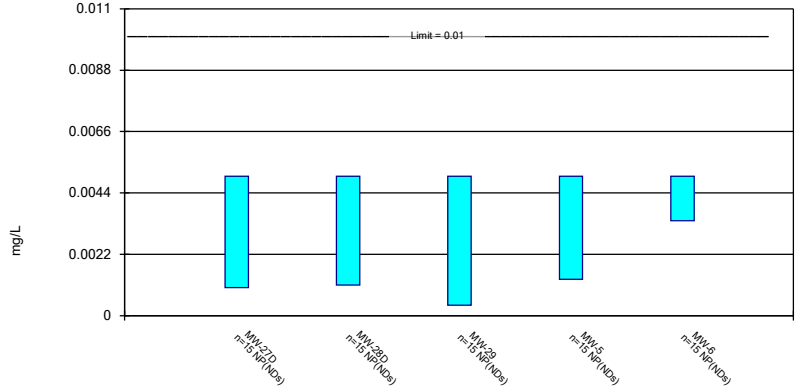

Constituent: Arsenic Analysis Run 10/16/2024 4:03 PM View: Appendix IV
Plant Hammond Client: Southern Company Data: Hammond AP-1

Sanitas™ v.10.0.22 Software licensed to Groundwater Stats Consulting. UG

Parametric Confidence Interval

Compliance Limit is not exceeded. Per-well alpha = 0.01. Normality Test: Shapiro Wilk, alpha based on n.

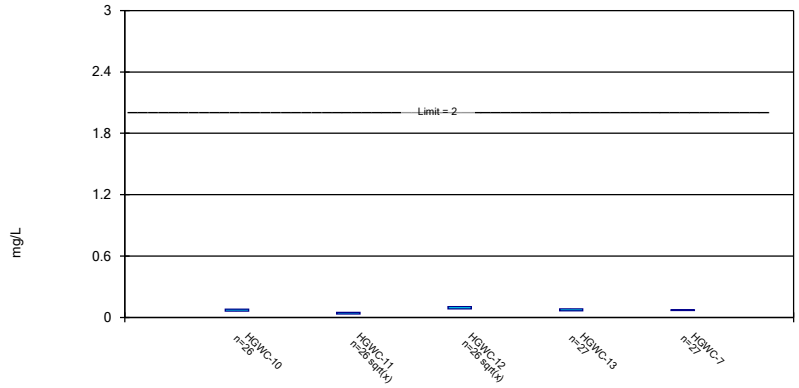

Constituent: Barium Analysis Run 10/16/2024 4:03 PM View: Appendix IV
Plant Hammond Client: Southern Company Data: Hammond AP-1

Sanitas™ v.10.0.22 Software licensed to Groundwater Stats Consulting. UG

Parametric and Non-Parametric (NP) Confidence Interval

Compliance Limit is not exceeded. Per-well alpha = 0.01. Normality Test: Shapiro Wilk, alpha based on n.

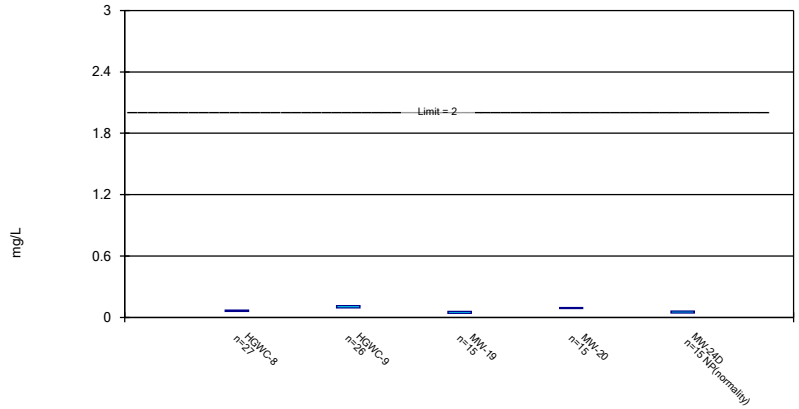

Constituent: Barium Analysis Run 10/16/2024 4:03 PM View: Appendix IV
Plant Hammond Client: Southern Company Data: Hammond AP-1

Sanitas™ v.10.0.22 Software licensed to Groundwater Stats Consulting. UG

Parametric and Non-Parametric (NP) Confidence Interval

Compliance Limit is not exceeded. Per-well alpha = 0.01. Normality Test: Shapiro Wilk, alpha based on n.

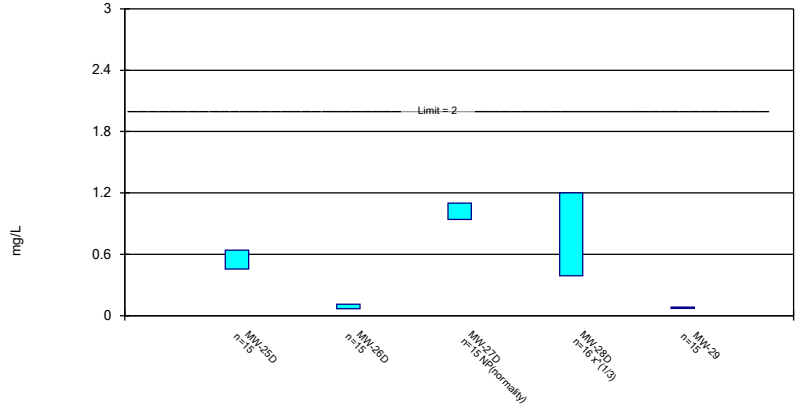

Constituent: Barium Analysis Run 10/16/2024 4:03 PM View: Appendix IV
Plant Hammond Client: Southern Company Data: Hammond AP-1

Sanitas™ v.10.0.22 Software licensed to Groundwater Stats Consulting. UG

Parametric Confidence Interval

Compliance Limit is not exceeded. Per-well alpha = 0.01. Normality Test: Shapiro Wilk, alpha based on n.

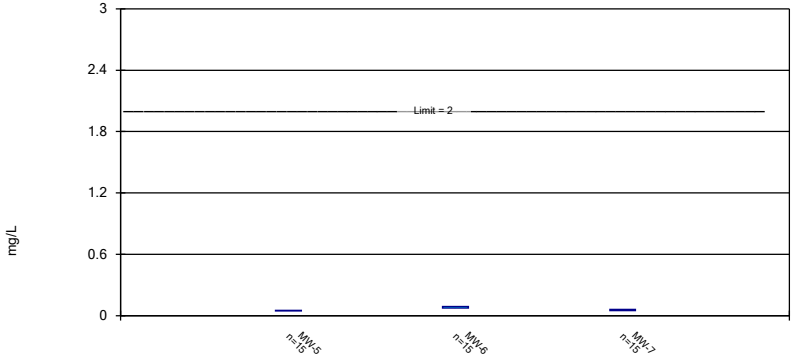

Constituent: Barium Analysis Run 10/16/2024 4:03 PM View: Appendix IV
Plant Hammond Client: Southern Company Data: Hammond AP-1

Sanitas™ v.10.0.22 Software licensed to Groundwater Stats Consulting. UG

Non-Parametric Confidence Interval

Compliance Limit is not exceeded. Per-well alpha = 0.01.

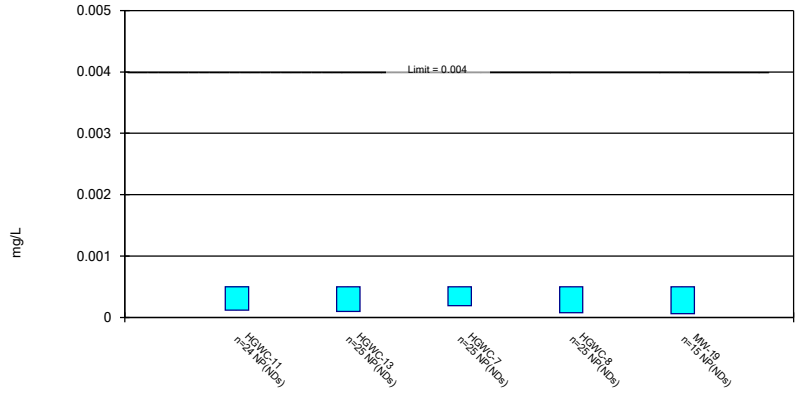

Constituent: Beryllium Analysis Run 10/16/2024 4:03 PM View: Appendix IV
Plant Hammond Client: Southern Company Data: Hammond AP-1

Sanitas™ v.10.0.22 Software licensed to Groundwater Stats Consulting. UG

Non-Parametric Confidence Interval

Compliance Limit is not exceeded. Per-well alpha = 0.01.

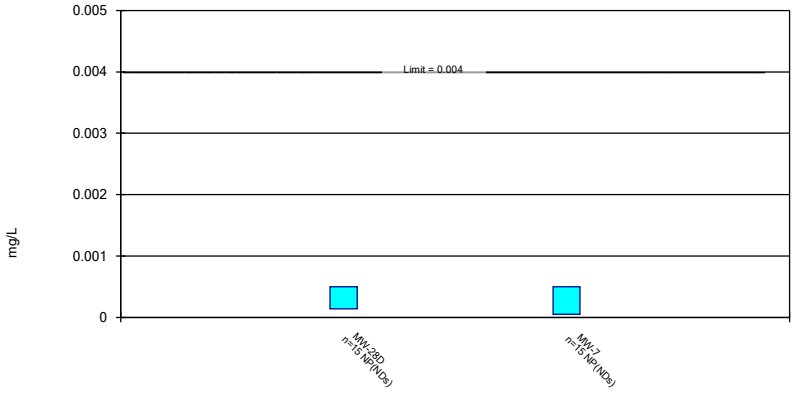

Constituent: Beryllium Analysis Run 10/16/2024 4:03 PM View: Appendix IV
Plant Hammond Client: Southern Company Data: Hammond AP-1

Sanitas™ v.10.0.22 Software licensed to Groundwater Stats Consulting. UG

Non-Parametric Confidence Interval

Compliance Limit is not exceeded. Per-well alpha = 0.01.

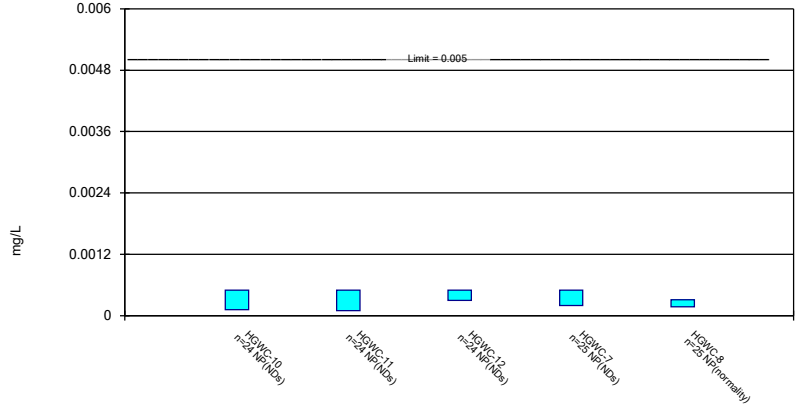

Constituent: Cadmium Analysis Run 10/16/2024 4:03 PM View: Appendix IV

Plant Hammond Client: Southern Company Data: Hammond AP-1

Sanitas™ v.10.0.22 Software licensed to Groundwater Stats Consulting. UG

Parametric and Non-Parametric (NP) Confidence Interval

Compliance Limit is not exceeded. Per-well alpha = 0.01. Normality Test: Shapiro Wilk, alpha based on n.

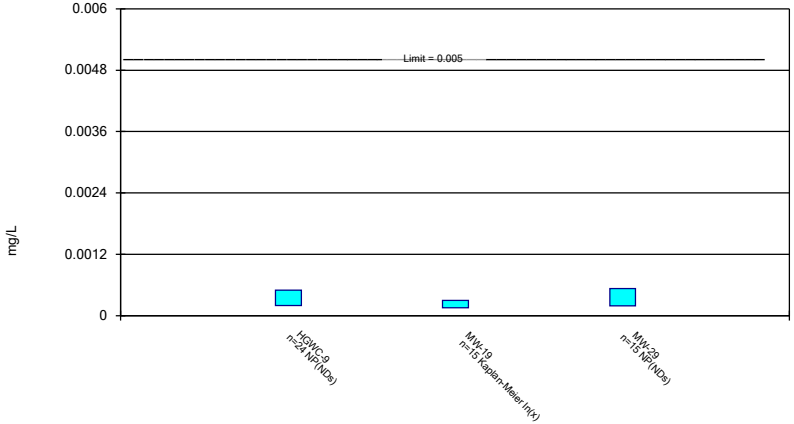

Constituent: Cadmium Analysis Run 10/16/2024 4:03 PM View: Appendix IV

Plant Hammond Client: Southern Company Data: Hammond AP-1

Sanitas™ v.10.0.22 Software licensed to Groundwater Stats Consulting. UG

Non-Parametric Confidence Interval

Compliance Limit is not exceeded. Per-well alpha = 0.01.

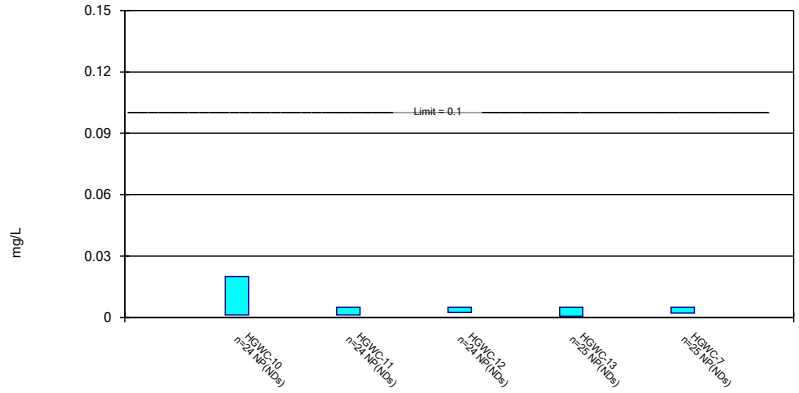

Constituent: Chromium Analysis Run 10/16/2024 4:03 PM View: Appendix IV

Plant Hammond Client: Southern Company Data: Hammond AP-1

Sanitas™ v.10.0.22 Software licensed to Groundwater Stats Consulting. UG

Non-Parametric Confidence Interval

Compliance Limit is not exceeded. Per-well alpha = 0.01.

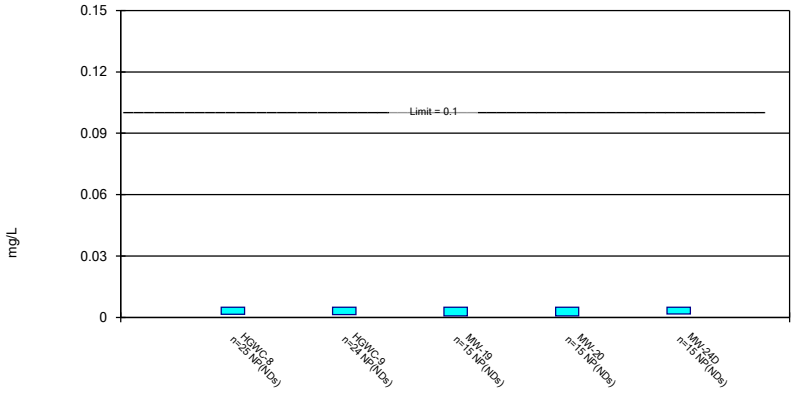

Constituent: Chromium Analysis Run 10/16/2024 4:03 PM View: Appendix IV

Plant Hammond Client: Southern Company Data: Hammond AP-1

Sanitas™ v.10.0.22 Software licensed to Groundwater Stats Consulting. UG

Non-Parametric Confidence Interval

Compliance Limit is not exceeded. Per-well alpha = 0.01.

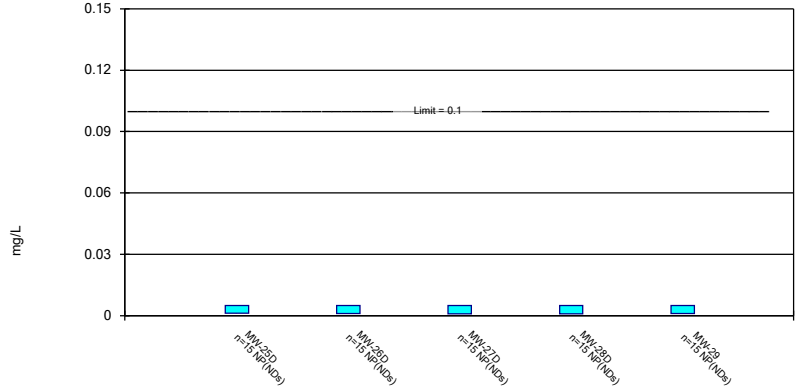

Constituent: Chromium Analysis Run 10/16/2024 4:03 PM View: Appendix IV

Plant Hammond Client: Southern Company Data: Hammond AP-1

Sanitas™ v.10.0.22 Software licensed to Groundwater Stats Consulting. UG

Parametric and Non-Parametric (NP) Confidence Interval

Compliance Limit is not exceeded. Per-well alpha = 0.01. Normality Test: Shapiro Wilk, alpha based on n.

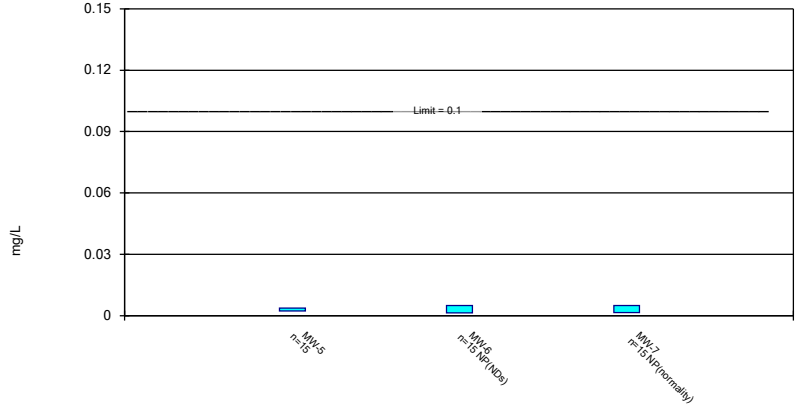

Constituent: Chromium Analysis Run 10/16/2024 4:03 PM View: Appendix IV

Plant Hammond Client: Southern Company Data: Hammond AP-1

Sanitas™ v.10.0.22 Software licensed to Groundwater Stats Consulting. UG

Parametric and Non-Parametric (NP) Confidence Interval

Compliance Limit is not exceeded. Per-well alpha = 0.01. Normality Test: Shapiro Wilk, alpha based on n.

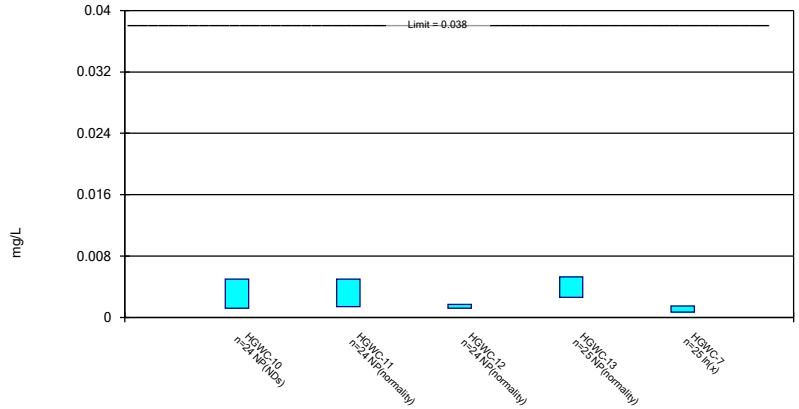

Constituent: Cobalt Analysis Run 10/16/2024 4:03 PM View: Appendix IV

Plant Hammond Client: Southern Company Data: Hammond AP-1

Sanitas™ v.10.0.22 Software licensed to Groundwater Stats Consulting. UG

Parametric and Non-Parametric (NP) Confidence Interval

Compliance Limit is not exceeded. Per-well alpha = 0.01. Normality Test: Shapiro Wilk, alpha based on n.

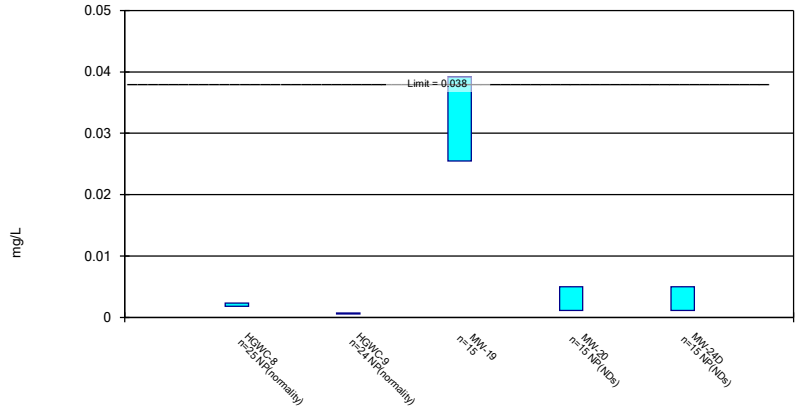

Constituent: Cobalt Analysis Run 10/16/2024 4:03 PM View: Appendix IV

Plant Hammond Client: Southern Company Data: Hammond AP-1

Sanitas™ v.10.0.22 Software licensed to Groundwater Stats Consulting. UG

Parametric and Non-Parametric (NP) Confidence Interval

Compliance Limit is not exceeded. Per-well alpha = 0.01. Normality Test: Shapiro Wilk, alpha based on n.

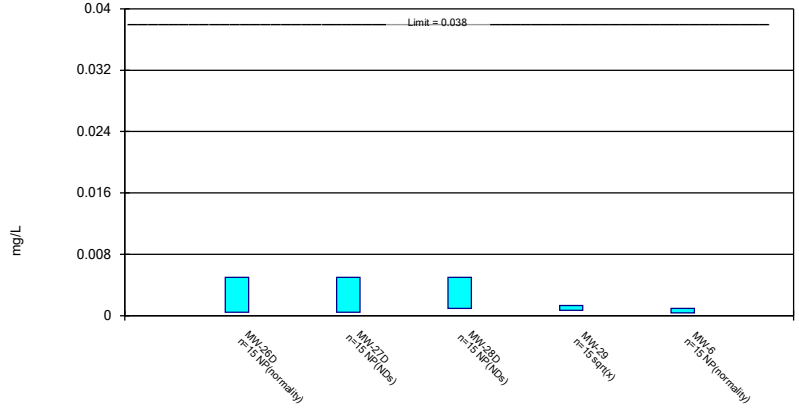

Constituent: Cobalt Analysis Run 10/16/2024 4:03 PM View: Appendix IV
Plant Hammond Client: Southern Company Data: Hammond AP-1

Sanitas™ v.10.0.22 Software licensed to Groundwater Stats Consulting. UG

Parametric Confidence Interval

Compliance Limit is not exceeded. Per-well alpha = 0.01. Normality Test: Shapiro Wilk, alpha based on n.

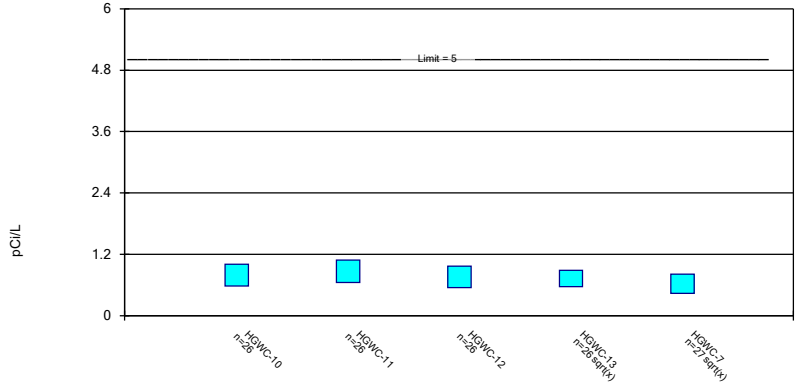

Constituent: Combined Radium 226 + 228 Analysis Run 10/16/2024 4:03 PM View: Appendix IV
Plant Hammond Client: Southern Company Data: Hammond AP-1

Sanitas™ v.10.0.22 Software licensed to Groundwater Stats Consulting. UG

Parametric Confidence Interval

Compliance Limit is not exceeded. Per-well alpha = 0.01. Normality Test: Shapiro Wilk, alpha based on n.

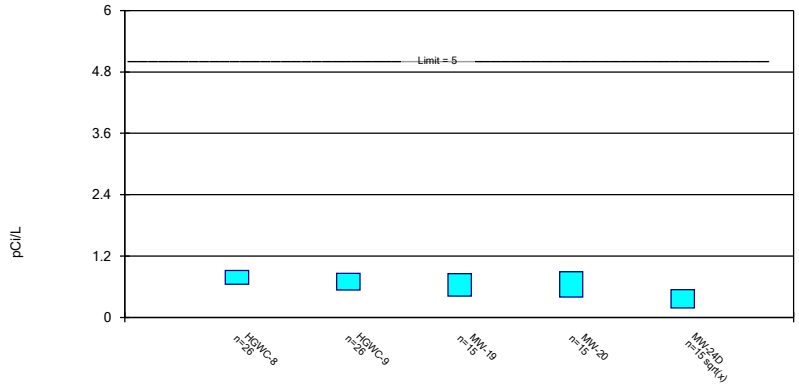

Constituent: Combined Radium 226 + 228 Analysis Run 10/16/2024 4:03 PM View: Appendix IV
Plant Hammond Client: Southern Company Data: Hammond AP-1

Sanitas™ v.10.0.22 Software licensed to Groundwater Stats Consulting. UG

Parametric Confidence Interval

Compliance Limit is not exceeded. Per-well alpha = 0.01. Normality Test: Shapiro Wilk, alpha based on n.

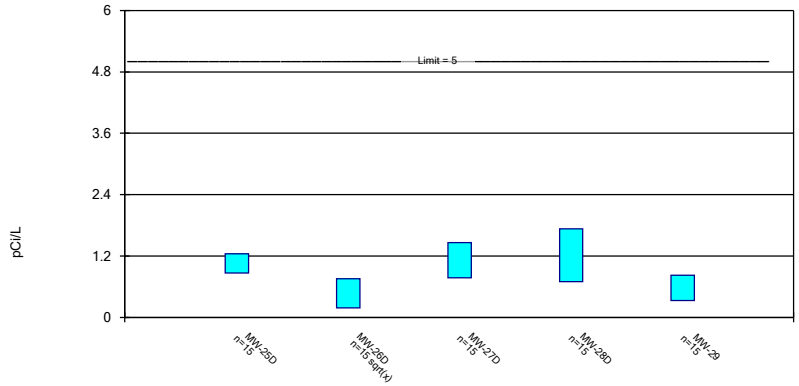

Constituent: Combined Radium 226 + 228 Analysis Run 10/16/2024 4:03 PM View: Appendix IV
Plant Hammond Client: Southern Company Data: Hammond AP-1

Sanitas™ v.10.0.22 Software licensed to Groundwater Stats Consulting. UG

Parametric and Non-Parametric (NP) Confidence Interval

Compliance Limit is not exceeded. Per-well alpha = 0.01. Normality Test: Shapiro Wilk, alpha based on n.

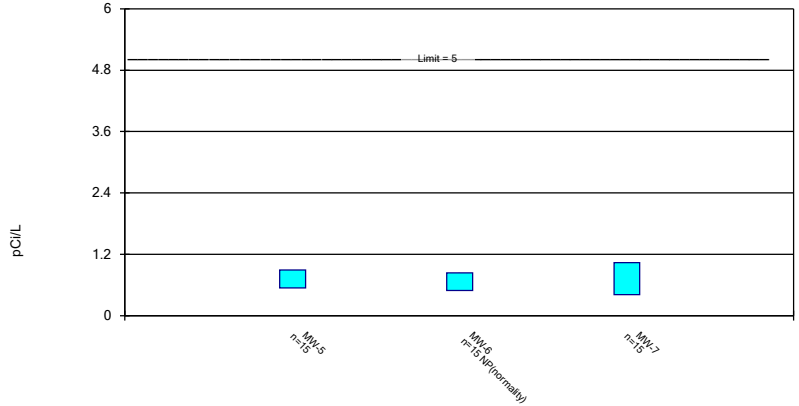

Constituent: Combined Radium 226 + 228 Analysis Run 10/16/2024 4:03 PM View: Appendix IV

Plant Hammond Client: Southern Company Data: Hammond AP-1

Sanitas™ v.10.0.22 Software licensed to Groundwater Stats Consulting. UG

Parametric and Non-Parametric (NP) Confidence Interval

Compliance Limit is not exceeded. Per-well alpha = 0.01. Normality Test: Shapiro Wilk, alpha based on n.

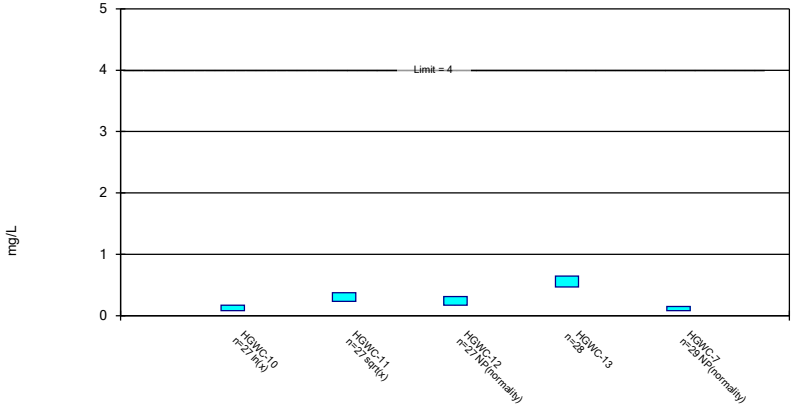

Constituent: Fluoride Analysis Run 10/16/2024 4:03 PM View: Appendix IV

Plant Hammond Client: Southern Company Data: Hammond AP-1

Sanitas™ v.10.0.22 Software licensed to Groundwater Stats Consulting. UG

Parametric and Non-Parametric (NP) Confidence Interval

Compliance Limit is not exceeded. Per-well alpha = 0.01. Normality Test: Shapiro Wilk, alpha based on n.

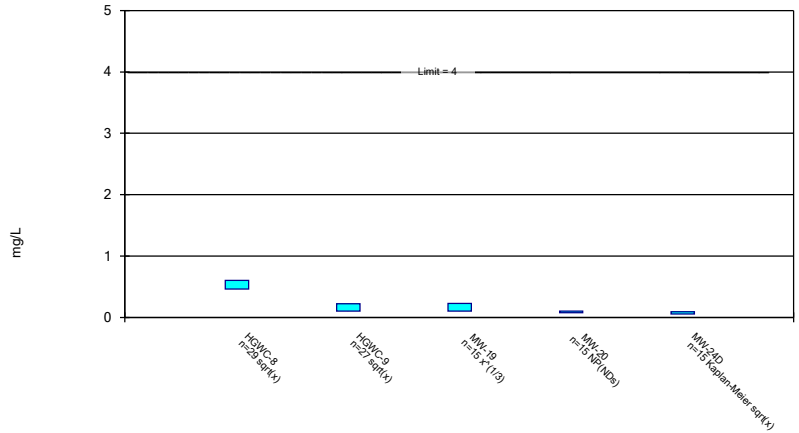

Constituent: Fluoride Analysis Run 10/16/2024 4:03 PM View: Appendix IV

Plant Hammond Client: Southern Company Data: Hammond AP-1

Sanitas™ v.10.0.22 Software licensed to Groundwater Stats Consulting. UG

Parametric and Non-Parametric (NP) Confidence Interval

Compliance Limit is not exceeded. Per-well alpha = 0.01. Normality Test: Shapiro Wilk, alpha based on n.

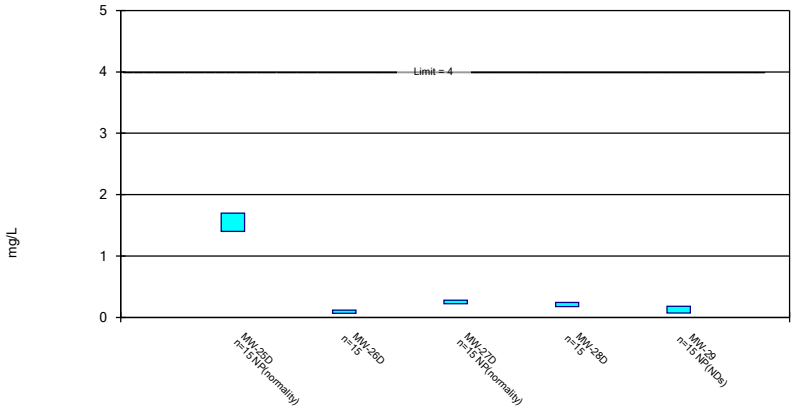

Constituent: Fluoride Analysis Run 10/16/2024 4:03 PM View: Appendix IV

Plant Hammond Client: Southern Company Data: Hammond AP-1

Sanitas™ v.10.0.22 Software licensed to Groundwater Stats Consulting. UG

Parametric and Non-Parametric (NP) Confidence Interval

Compliance Limit is not exceeded. Per-well alpha = 0.01. Normality Test: Shapiro Wilk, alpha based on n.

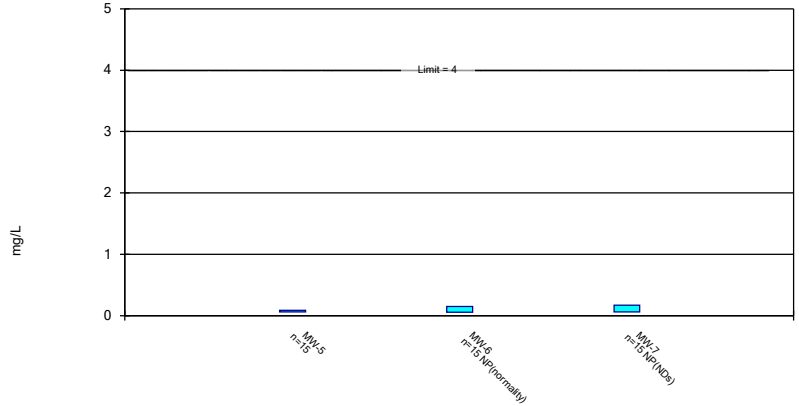

Constituent: Fluoride Analysis Run 10/16/2024 4:03 PM View: Appendix IV
Plant Hammond Client: Southern Company Data: Hammond AP-1

Sanitas™ v.10.0.22 Software licensed to Groundwater Stats Consulting. UG

Non-Parametric Confidence Interval

Compliance Limit is not exceeded. Per-well alpha = 0.01.

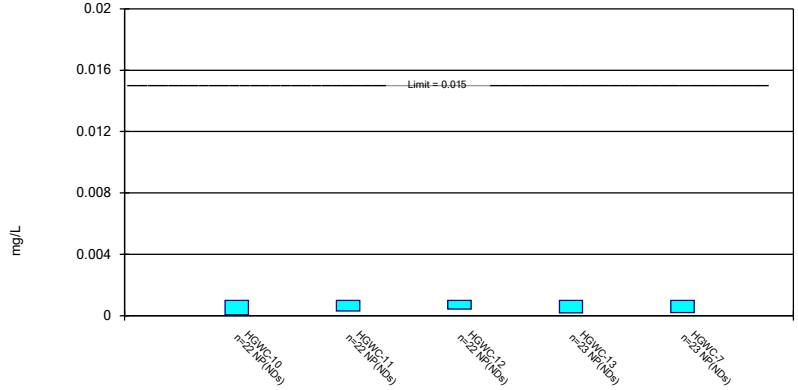

Constituent: Lead Analysis Run 10/16/2024 4:03 PM View: Appendix IV
Plant Hammond Client: Southern Company Data: Hammond AP-1

Sanitas™ v.10.0.22 Software licensed to Groundwater Stats Consulting. UG

Non-Parametric Confidence Interval

Compliance Limit is not exceeded. Per-well alpha = 0.01.

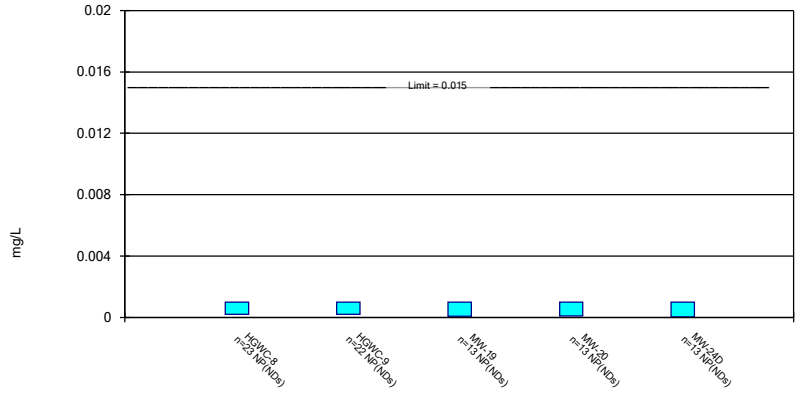

Constituent: Lead Analysis Run 10/16/2024 4:03 PM View: Appendix IV
Plant Hammond Client: Southern Company Data: Hammond AP-1

Sanitas™ v.10.0.22 Software licensed to Groundwater Stats Consulting. UG

Non-Parametric Confidence Interval

Compliance Limit is not exceeded. Per-well alpha = 0.01.

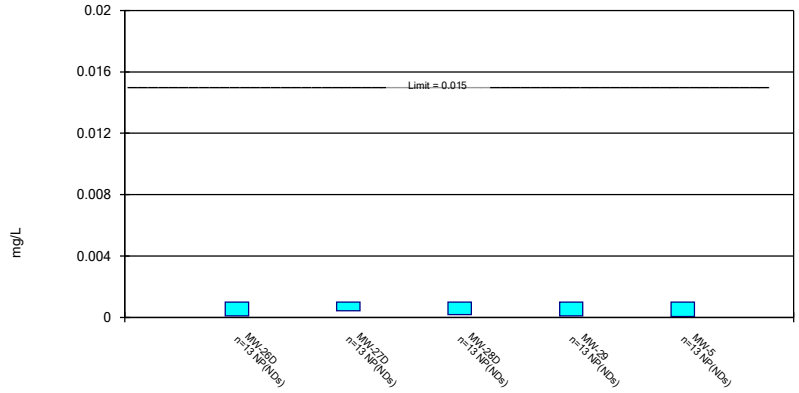

Constituent: Lead Analysis Run 10/16/2024 4:03 PM View: Appendix IV
Plant Hammond Client: Southern Company Data: Hammond AP-1

Sanitas™ v.10.0.22 Software licensed to Groundwater Stats Consulting. UG

Non-Parametric Confidence Interval

Compliance Limit is not exceeded. Per-well alpha = 0.01.

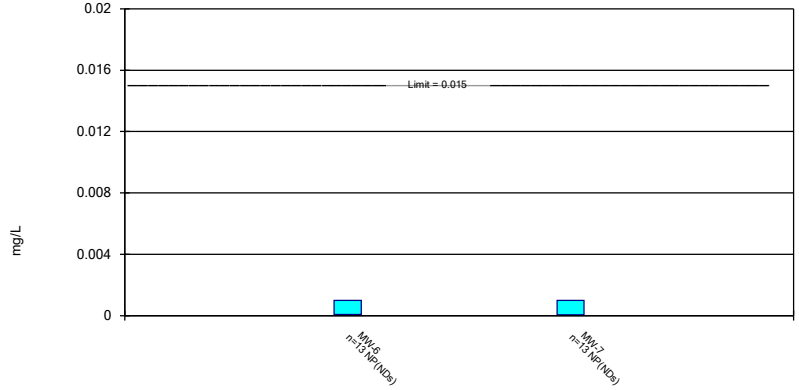

Constituent: Lead Analysis Run 10/16/2024 4:03 PM View: Appendix IV
Plant Hammond Client: Southern Company Data: Hammond AP-1

Sanitas™ v.10.0.22 Software licensed to Groundwater Stats Consulting. UG

Parametric and Non-Parametric (NP) Confidence Interval

Compliance Limit is not exceeded. Per-well alpha = 0.01. Normality Test: Shapiro Wilk, alpha based on n.

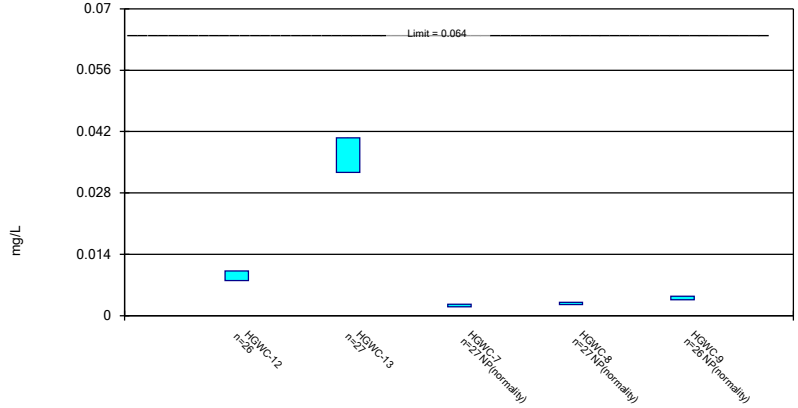

Constituent: Lithium Analysis Run 10/16/2024 4:03 PM View: Appendix IV
Plant Hammond Client: Southern Company Data: Hammond AP-1

Sanitas™ v.10.0.22 Software licensed to Groundwater Stats Consulting. UG

Parametric and Non-Parametric (NP) Confidence Interval

Compliance Limit is not exceeded. Per-well alpha = 0.01. Normality Test: Shapiro Wilk, alpha based on n.

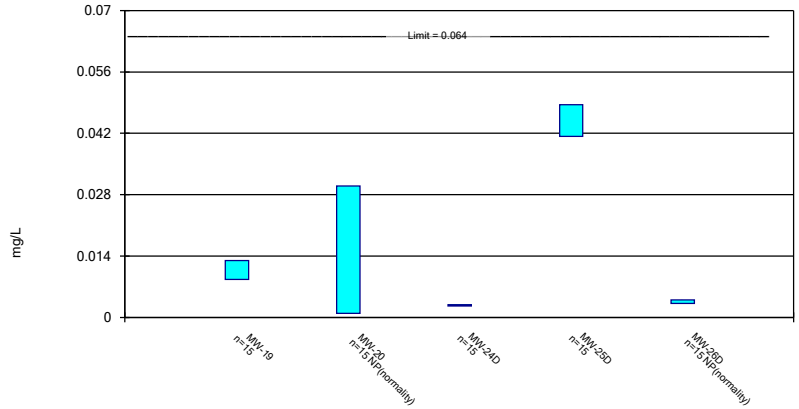

Constituent: Lithium Analysis Run 10/16/2024 4:03 PM View: Appendix IV
Plant Hammond Client: Southern Company Data: Hammond AP-1

Sanitas™ v.10.0.22 Software licensed to Groundwater Stats Consulting. UG

Parametric Confidence Interval

Compliance Limit is not exceeded. Per-well alpha = 0.01. Normality Test: Shapiro Wilk, alpha based on n.

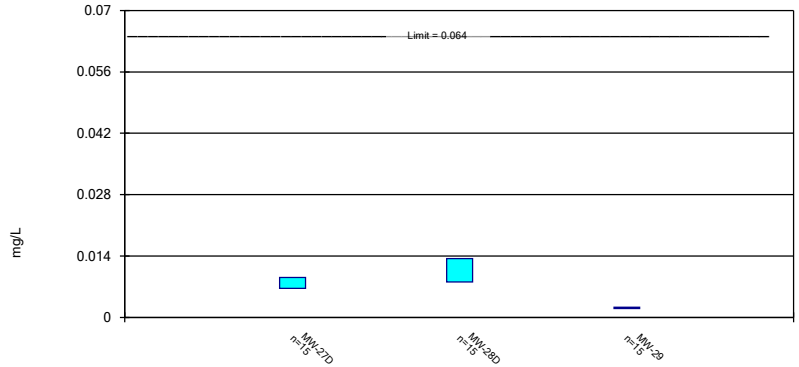

Constituent: Lithium Analysis Run 10/16/2024 4:03 PM View: Appendix IV
Plant Hammond Client: Southern Company Data: Hammond AP-1

Sanitas™ v.10.0.22 Software licensed to Groundwater Stats Consulting. UG

Non-Parametric Confidence Interval

Compliance Limit is not exceeded. Per-well alpha = 0.01 except as noted.

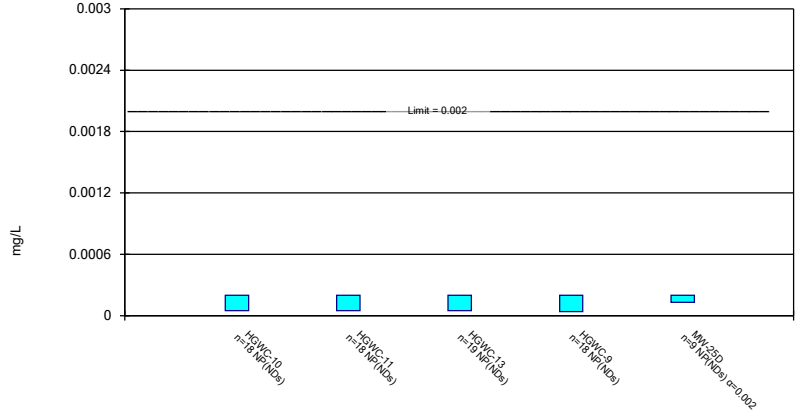

Constituent: Mercury Analysis Run 10/16/2024 4:03 PM View: Appendix IV

Plant Hammond Client: Southern Company Data: Hammond AP-1

Sanitas™ v.10.0.22 Software licensed to Groundwater Stats Consulting. UG

Non-Parametric Confidence Interval

Compliance Limit is not exceeded.



Constituent: Mercury Analysis Run 10/16/2024 4:03 PM View: Appendix IV

Plant Hammond Client: Southern Company Data: Hammond AP-1

Sanitas™ v.10.0.22 Software licensed to Groundwater Stats Consulting. UG

Parametric and Non-Parametric (NP) Confidence Interval

Compliance Limit is not exceeded. Per-well alpha = 0.01. Normality Test: Shapiro Wilk, alpha based on n.

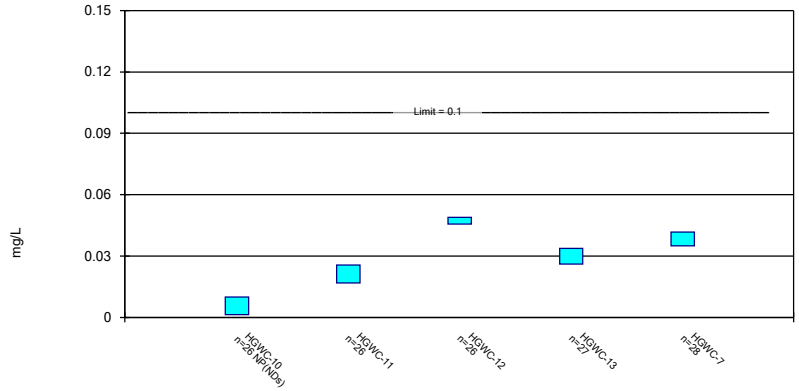

Constituent: Molybdenum Analysis Run 10/16/2024 4:03 PM View: Appendix IV

Plant Hammond Client: Southern Company Data: Hammond AP-1

Sanitas™ v.10.0.22 Software licensed to Groundwater Stats Consulting. UG

Parametric and Non-Parametric (NP) Confidence Interval

Compliance limit is exceeded.* Per-well alpha = 0.01. Normality Test: Shapiro Wilk, alpha based on n.

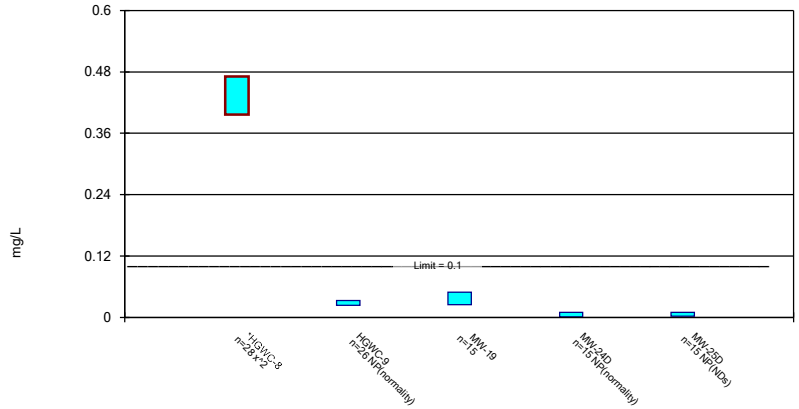

Constituent: Molybdenum Analysis Run 10/16/2024 4:03 PM View: Appendix IV

Plant Hammond Client: Southern Company Data: Hammond AP-1

Sanitas™ v.10.0.22 Software licensed to Groundwater Stats Consulting. UG

Parametric Confidence Interval

Compliance Limit is not exceeded. Per-well alpha = 0.01. Normality Test: Shapiro Wilk, alpha based on n.

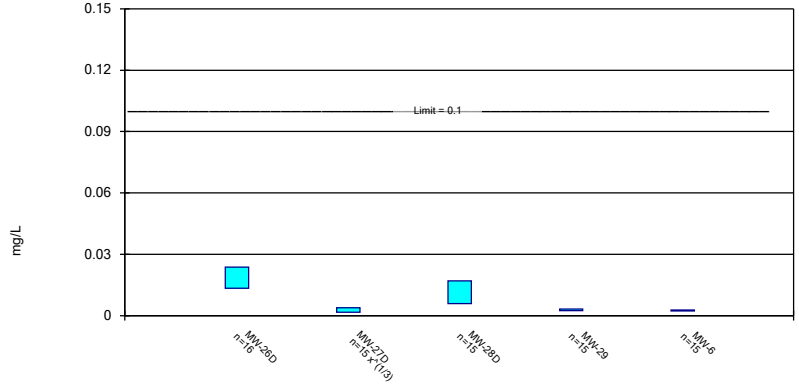

Constituent: Molybdenum Analysis Run 10/16/2024 4:04 PM View: Appendix IV

Plant Hammond Client: Southern Company Data: Hammond AP-1

Sanitas™ v.10.0.22 Software licensed to Groundwater Stats Consulting. UG

Non-Parametric Confidence Interval

Compliance Limit is not exceeded. Per-well alpha = 0.01.

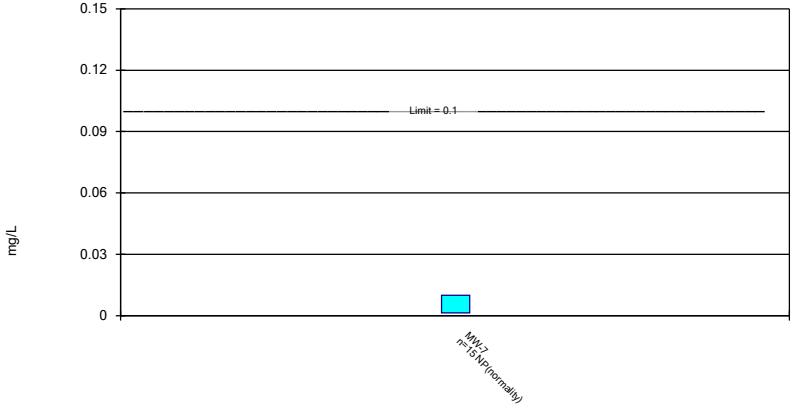

Constituent: Molybdenum Analysis Run 10/16/2024 4:04 PM View: Appendix IV

Plant Hammond Client: Southern Company Data: Hammond AP-1

Sanitas™ v.10.0.22 Software licensed to Groundwater Stats Consulting. UG

Parametric and Non-Parametric (NP) Confidence Interval

Compliance Limit is not exceeded. Per-well alpha = 0.01. Normality Test: Shapiro Wilk, alpha based on n.

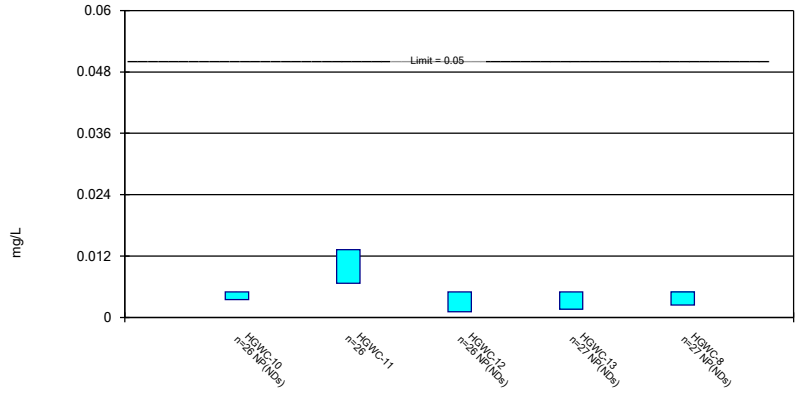

Constituent: Selenium Analysis Run 10/16/2024 4:04 PM View: Appendix IV

Plant Hammond Client: Southern Company Data: Hammond AP-1

Sanitas™ v.10.0.22 Software licensed to Groundwater Stats Consulting. UG

Parametric and Non-Parametric (NP) Confidence Interval

Compliance Limit is not exceeded. Per-well alpha = 0.01. Normality Test: Shapiro Wilk, alpha based on n.

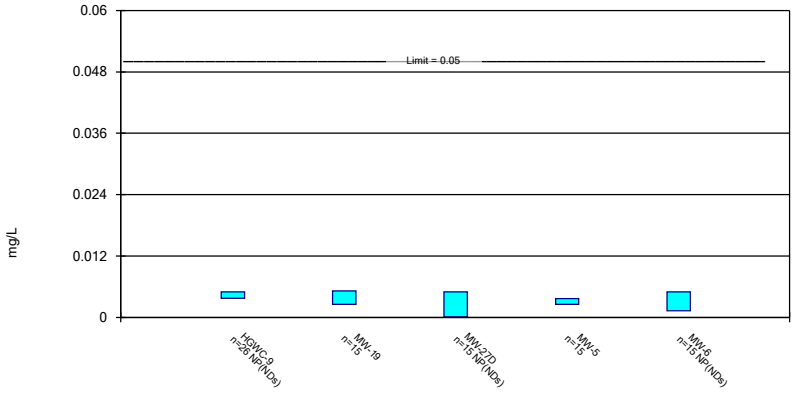

Constituent: Selenium Analysis Run 10/16/2024 4:04 PM View: Appendix IV

Plant Hammond Client: Southern Company Data: Hammond AP-1

Sanitas™ v.10.0.22 Software licensed to Groundwater Stats Consulting. UG

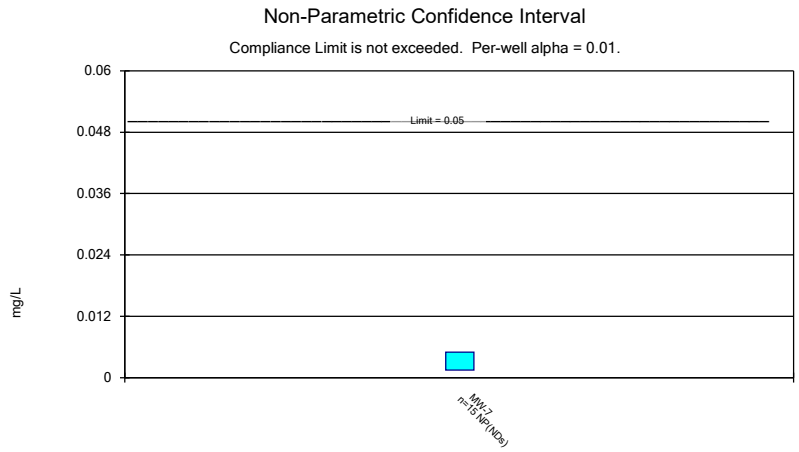

Constituent: Selenium Analysis Run 10/16/2024 4:04 PM View: Appendix IV
Plant Hammond Client: Southern Company Data: Hammond AP-1

Sanitas™ v.10.0.22 Software licensed to Groundwater Stats Consulting. UG

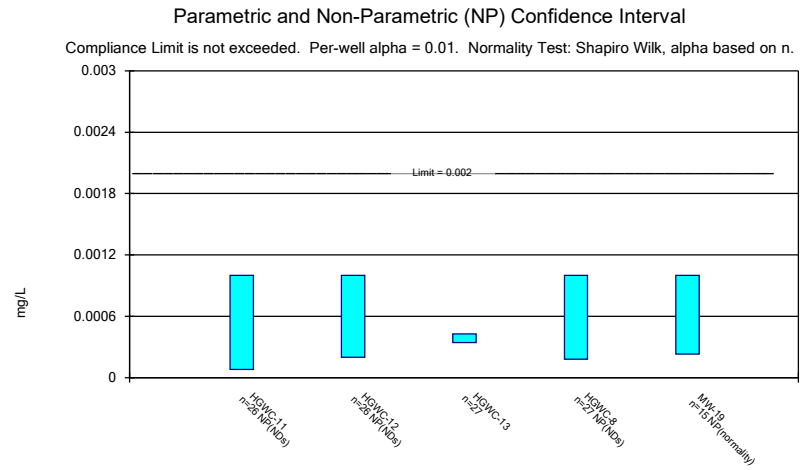

Constituent: Thallium Analysis Run 10/16/2024 4:04 PM View: Appendix IV
Plant Hammond Client: Southern Company Data: Hammond AP-1

Sanitas™ v.10.0.22 Software licensed to Groundwater Stats Consulting. UG

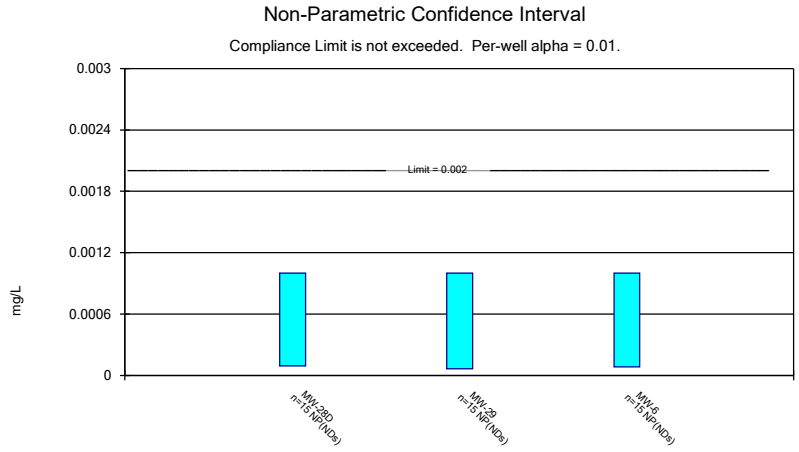

Constituent: Thallium Analysis Run 10/16/2024 4:04 PM View: Appendix IV
Plant Hammond Client: Southern Company Data: Hammond AP-1

Confidence Interval

Constituent: Antimony (mg/L) Analysis Run 10/16/2024 4:05 PM View: Appendix IV

Plant Hammond Client: Southern Company Data: Hammond AP-1

	HGWC-10	HGWC-11	HGWC-13	HGWC-7	HGWC-8
5/20/2016				<0.003	<0.003
5/23/2016	<0.003	<0.003	<0.003		
7/12/2016	<0.003	<0.003	0.0003 (J)	<0.003	<0.003
9/1/2016	<0.003	<0.003	<0.003	<0.003	<0.003
10/20/2016				<0.003	<0.003
10/24/2016	<0.003	<0.003	<0.003		
12/6/2016				<0.003	<0.003
12/7/2016	<0.003	<0.003	<0.003		
1/25/2017				<0.003	<0.003
1/26/2017	<0.003	<0.003	<0.003		
3/21/2017				<0.003	<0.003
3/22/2017	<0.003	<0.003	<0.003		
5/23/2017				<0.003	<0.003
5/24/2017	<0.003	<0.003	<0.003		
4/3/2018				<0.003	<0.003
4/4/2018	<0.003	<0.003	<0.003		
3/12/2019					<0.003
3/13/2019	<0.003	<0.003	<0.003	<0.003	
4/2/2019				<0.003	
4/3/2019	<0.003	<0.003			<0.003
4/5/2019			0.00021 (J)		
9/24/2019					<0.003
9/25/2019				<0.003	
9/26/2019			<0.003		
9/27/2019	<0.003	<0.003			
3/3/2020	<0.003	<0.003			<0.003
3/4/2020			0.00061 (J)	<0.003	
3/27/2020				<0.003	<0.003
3/30/2020			0.00036 (J)		
3/31/2020		<0.003			
4/1/2020	<0.003				
9/16/2020	<0.003			0.00034 (J)	<0.003
9/18/2020		0.00038 (J)			
9/21/2020			0.00029 (J)		
2/10/2021				<0.003	
2/12/2021		<0.003			
2/15/2021	0.00065 (J)				
2/16/2021					0.00064 (J)
2/22/2021			0.00047 (J)		
3/12/2021	<0.003				
3/15/2021				<0.003	<0.003
3/16/2021		<0.003			
3/17/2021			0.00049 (J)		
8/16/2021				0.0017 (J)	
8/17/2021	<0.003				
8/18/2021		<0.003			<0.003
8/19/2021			<0.003		
2/9/2022	<0.003	<0.003			
2/10/2022			<0.003	<0.003	<0.003
8/3/2022	0.0018 (J)	<0.003	<0.003	<0.003	<0.003
8/11/2022				<0.003	
1/26/2023		<0.003	<0.003		

ND substitution: RL or RL/2 if <15% NDs.

Confidence Interval

Constituent: Antimony (mg/L) Analysis Run 10/16/2024 4:05 PM View: Appendix IV

Plant Hammond Client: Southern Company Data: Hammond AP-1

	HGWC-10	HGWC-11	HGWC-13	HGWC-7	HGWC-8
1/27/2023	<0.003			<0.003	
2/1/2023					<0.003
7/13/2023					<0.003
7/17/2023			<0.003		
8/10/2023	<0.003	<0.003			
8/12/2023			<0.003	<0.003	<0.003
2/14/2024				<0.003	<0.003
2/15/2024	<0.003	<0.003			
2/16/2024			<0.003		
8/7/2024	<0.003	<0.003		<0.003	<0.003
8/8/2024			<0.003		
Mean	0.002852	0.002891	0.002269	0.002842	0.002906
Std. Dev.	0.000529	0.0005348	0.001198	0.0005823	0.000472
Upper Lim.	0.003	0.003	0.003	0.003	0.003
Lower Lim.	0.0018	0.00038	0.00061	0.0017	0.00064

ND substitution: RL or RL/2 if <15% NDs.

Confidence Interval

Constituent: Antimony (mg/L) Analysis Run 10/16/2024 4:05 PM View: Appendix IV

Plant Hammond Client: Southern Company Data: Hammond AP-1

	HGWC-9	MW-24D	MW-26D	MW-27D	MW-28D
5/23/2016	<0.003				
7/12/2016	<0.003				
9/1/2016	<0.003				
10/20/2016	<0.003				
12/6/2016	<0.003				
1/26/2017	<0.003				
3/22/2017	<0.003				
5/23/2017	<0.003				
4/3/2018	<0.003				
3/12/2019					<0.003
3/13/2019	<0.003	<0.003	<0.003	<0.003	
4/2/2019					<0.003
4/3/2019	<0.003		<0.003		
4/4/2019				0.00016 (J)	
4/8/2019		<0.003			
9/26/2019		<0.003	<0.003	0.0003 (J)	<0.003
9/27/2019	<0.003				
3/4/2020	0.00032 (J)	0.0017 (J)	0.002 (J)	0.00037 (J)	<0.003
3/27/2020					<0.003
3/30/2020		<0.003			
3/31/2020	0.00042 (J)		0.0013 (J)		
4/2/2020				0.0003 (J)	
9/17/2020	<0.003		<0.003		
9/18/2020				0.00031 (J)	
9/21/2020		<0.003			<0.003
2/10/2021					0.0019 (J)
2/16/2021	0.00043 (J)	<0.003	<0.003	0.00038 (J)	
3/12/2021				<0.003	
3/15/2021					<0.003
3/16/2021	<0.003				
3/17/2021		<0.003	<0.003		
8/17/2021	<0.003		<0.003	<0.003	
8/18/2021					<0.003
8/19/2021		<0.003			
2/9/2022	<0.003		<0.003		
2/10/2022		<0.003		<0.003	<0.003
8/3/2022		<0.003		<0.003	
8/4/2022	<0.003		<0.003		<0.003
1/26/2023	0.00092 (J)	<0.003	<0.003		<0.003
1/27/2023				<0.003	
8/11/2023	<0.003		<0.003		<0.003
8/12/2023		<0.003		<0.003	
2/14/2024					<0.003
2/15/2024	<0.003	<0.003	<0.003		
2/16/2024				<0.003	
8/7/2024	<0.003				
8/8/2024		0.00086 (J)	<0.003	<0.003	<0.003
Mean	0.002587	0.002771	0.00282	0.001921	0.002927
Std. Dev.	0.0009482	0.0006257	0.0004931	0.001368	0.000284
Upper Lim.	0.003	0.003	0.003	0.003	0.003
Lower Lim.	0.00092	0.0017	0.002	0.0003	0.0019

ND substitution: RL or RL/2 if <15% NDs.

Confidence Interval

Constituent: Antimony (mg/L) Analysis Run 10/16/2024 4:05 PM View: Appendix IV

Plant Hammond Client: Southern Company Data: Hammond AP-1

	MW-29	MW-6	MW-7
3/12/2019	<0.003		
3/13/2019		<0.003	0.00086 (J)
4/2/2019	<0.003		
4/3/2019		<0.003	<0.003
9/24/2019	<0.003		
9/26/2019		<0.003	<0.003
3/2/2020	<0.003		
3/3/2020		<0.003	0.0013 (J)
3/27/2020		<0.003	
3/30/2020	<0.003		<0.003
9/16/2020	<0.003		
9/21/2020		0.0014 (J)	0.00051 (J)
2/15/2021	0.00094 (J)		0.0021 (J)
2/16/2021		<0.003	
3/15/2021	<0.003		<0.003
3/16/2021		<0.003	
8/16/2021	<0.003		
8/17/2021		<0.003	<0.003
2/8/2022			<0.003
2/9/2022		<0.003	
2/10/2022	<0.003		
8/3/2022	<0.003	<0.003	
8/4/2022			<0.003
1/26/2023	<0.003	<0.003	<0.003
8/10/2023	<0.003	<0.003	<0.003
2/14/2024	<0.003	<0.003	<0.003
8/7/2024		<0.003	
8/8/2024	<0.003		<0.003
Mean	0.002863	0.002893	0.002518
Std. Dev.	0.0005319	0.0004131	0.0008862
Upper Lim.	0.003	0.003	0.003
Lower Lim.	0.00094	0.0014	0.0013

ND substitution: RL or RL/2 if <15% NDs.

Confidence Interval

Constituent: Arsenic (mg/L) Analysis Run 10/16/2024 4:05 PM View: Appendix IV

Plant Hammond Client: Southern Company Data: Hammond AP-1

	HGWC-11	HGWC-12	HGWC-13	HGWC-7	HGWC-8
5/20/2016				<0.005	<0.005
5/23/2016	<0.005	0.0046 (J)	0.329		
7/12/2016	0.0015 (J)	0.005	0.297	<0.005	<0.005
9/1/2016	<0.005	0.0043 (J)	0.314	<0.005	<0.005
10/20/2016				<0.005	<0.005
10/24/2016	<0.005	0.0049 (J)	0.334		
12/6/2016				<0.005	<0.005
12/7/2016	<0.005	0.0046 (J)	0.35		
1/25/2017				<0.005	<0.005
1/26/2017	<0.005	<0.005	0.424		
3/21/2017				<0.005	<0.005
3/22/2017	0.0053	0.0019 (J)	0.419		
5/23/2017				<0.005	<0.005
5/24/2017	<0.005	0.0022 (J)	0.393		
4/3/2018				<0.005	<0.005
4/4/2018	<0.005	<0.005	0.49		
6/5/2018	0.0012 (J)		0.38	<0.005	
6/6/2018		0.0048 (J)			<0.005
10/2/2018				0.0019 (J)	<0.005
10/3/2018	<0.005	0.0037 (J)			
10/5/2018			0.34		
3/12/2019					<0.005
3/13/2019	0.0024 (J)		0.42	<0.005	
3/14/2019		0.0026 (J)			
4/2/2019				<0.005	
4/3/2019	0.00094 (J)	0.0022 (J)			<0.005
4/5/2019			0.36		
9/24/2019					<0.005
9/25/2019				<0.005	
9/26/2019			0.44		
9/27/2019	0.0018 (J)	0.0061			
3/3/2020	0.0022 (J)	0.0023 (J)			<0.005
3/4/2020			0.52	<0.005	
3/26/2020		0.0028 (J)			
3/27/2020				<0.005	<0.005
3/30/2020			0.47		
3/31/2020	0.0022 (J)				
9/16/2020				<0.005	<0.005
9/18/2020	0.00081 (J)	0.0031 (J)			
9/21/2020			0.39		
2/10/2021				<0.005	
2/12/2021	0.002 (J)	0.0045 (J)			
2/16/2021					<0.005
2/22/2021			0.45		
3/15/2021				<0.005	<0.005
3/16/2021	0.0017 (J)	0.0038 (J)			
3/17/2021			0.39		
8/16/2021				<0.005	
8/18/2021	<0.005	0.0028 (J)			<0.005
8/19/2021			0.31		
2/9/2022	0.0047 (J)	0.0053			
2/10/2022			0.38	<0.005	0.002 (J)

ND substitution: RL or RL/2 if <15% NDs.

Confidence Interval

Constituent: Arsenic (mg/L) Analysis Run 10/16/2024 4:05 PM View: Appendix IV

Plant Hammond Client: Southern Company Data: Hammond AP-1

	HGWC-11	HGWC-12	HGWC-13	HGWC-7	HGWC-8
8/3/2022	<0.005	0.0023 (J)	0.4	<0.005	<0.005
8/11/2022				<0.005	
1/26/2023	<0.005	0.0025 (J)	0.53		
1/27/2023				<0.005	
2/1/2023					<0.005
7/13/2023					<0.005
7/17/2023			0.63		
8/10/2023	<0.005	<0.005			
8/12/2023			0.54	<0.005	<0.005
2/14/2024				<0.005	<0.005
2/15/2024	<0.005	0.0027 (J)			
2/16/2024			0.5		
8/7/2024	0.0015 (J)	0.0024 (J)		<0.005	<0.005
8/8/2024			0.52		
Mean	0.003587	0.003419	0.4193	0.004885	0.004889
Std. Dev.	0.001718	0.001209	0.08341	0.0005966	0.0005774
Upper Lim.	0.005	0.003912	0.459	0.005	0.005
Lower Lim.	0.0018	0.002779	0.3795	0.0019	0.002

ND substitution: RL or RL/2 if <15% NDs.

Confidence Interval

Constituent: Arsenic (mg/L) Analysis Run 10/16/2024 4:05 PM View: Appendix IV

Plant Hammond Client: Southern Company Data: Hammond AP-1

	HGWC-9	MW-19	MW-20	MW-25D	MW-26D
5/23/2016	<0.005				
7/12/2016	<0.005				
9/1/2016	<0.005				
10/20/2016	<0.005				
12/6/2016	<0.005				
1/26/2017	<0.005				
3/22/2017	0.0008 (J)				
5/23/2017	<0.005				
4/3/2018	<0.005				
6/6/2018	<0.005				
10/2/2018	<0.005				
3/13/2019	0.00075 (J)		0.0023 (J)		<0.005
3/14/2019		<0.005		0.0019 (J)	
4/2/2019			<0.005		
4/3/2019	<0.005	<0.005		<0.005	<0.005
9/25/2019			<0.005		
9/26/2019					<0.005
9/27/2019	0.00037 (J)	<0.005		0.0011 (J)	
3/2/2020			0.00038 (J)		
3/3/2020				0.001 (J)	
3/4/2020	<0.005	0.00045 (J)			0.0006 (J)
3/26/2020		<0.005		0.00075 (J)	
3/27/2020			<0.005		
3/31/2020	<0.005				<0.005
9/17/2020	<0.005		<0.005		<0.005
9/18/2020				<0.005	
9/21/2020		<0.005			
2/11/2021			0.00094 (J)		
2/12/2021		<0.005		<0.005	
2/16/2021	<0.005				0.0008 (J)
3/15/2021			<0.005		
3/16/2021	<0.005			<0.005	
3/17/2021		<0.005			<0.005
8/17/2021	<0.005		<0.005		<0.005
8/18/2021		<0.005			
8/19/2021				<0.005	
2/9/2022	0.0021 (J)	<0.005		<0.005	0.0017 (J)
2/10/2022			<0.005		
8/4/2022	<0.005	<0.005	<0.005	<0.005	<0.005
1/26/2023	<0.005	<0.005	<0.005	<0.005	<0.005
8/10/2023		<0.005	<0.005	<0.005	
8/11/2023	<0.005				<0.005
2/14/2024			<0.005		
2/15/2024	<0.005 (D)	<0.005		<0.005	<0.005
8/7/2024	<0.005		<0.005	<0.005	
8/8/2024		<0.005			<0.005
Mean	0.004385	0.004697	0.004241	0.003983	0.004207
Std. Dev.	0.001493	0.001175	0.001614	0.00176	0.001657
Upper Lim.	0.005	0.005	0.005	0.005	0.005
Lower Lim.	0.0021	0.00045	0.0023	0.0011	0.0017

ND substitution: RL or RL/2 if <15% NDs.

Confidence Interval

Constituent: Arsenic (mg/L) Analysis Run 10/16/2024 4:05 PM View: Appendix IV

Plant Hammond Client: Southern Company Data: Hammond AP-1

	MW-27D	MW-28D	MW-29	MW-5	MW-6
3/12/2019		<0.005	<0.005		
3/13/2019	<0.005			<0.005	<0.005
4/2/2019		<0.005	<0.005		
4/3/2019				<0.005	<0.005
4/4/2019	0.0002 (J)				
9/24/2019			<0.005		
9/25/2019				<0.005	
9/26/2019	<0.005	<0.005			<0.005
3/2/2020			<0.005	<0.005	
3/3/2020					<0.005
3/4/2020	0.00069 (J)	<0.005			
3/26/2020				<0.005	
3/27/2020		<0.005			<0.005
3/30/2020			0.00037 (J)		
4/2/2020	<0.005				
9/16/2020			<0.005		
9/17/2020				<0.005	
9/18/2020	<0.005				
9/21/2020		<0.005			<0.005
2/10/2021		0.0011 (J)			
2/15/2021			<0.005		
2/16/2021	0.001 (J)			<0.005	<0.005
3/12/2021	<0.005				
3/15/2021		<0.005	<0.005		
3/16/2021				<0.005	<0.005
8/16/2021			<0.005		
8/17/2021	<0.005			<0.005	<0.005
8/18/2021		<0.005			
2/9/2022				0.0013 (J)	0.0034 (J)
2/10/2022	<0.005	<0.005	<0.005		
8/3/2022	<0.005		<0.005	<0.005	<0.005
8/4/2022		<0.005			
1/26/2023		<0.005	<0.005	<0.005	<0.005
1/27/2023	<0.005				
8/10/2023			<0.005	<0.005	<0.005
8/11/2023		<0.005			
8/12/2023	<0.005				
2/14/2024		<0.005	<0.005		<0.005
2/15/2024				<0.005	
2/16/2024	<0.005				
8/7/2024				<0.005	<0.005
8/8/2024	<0.005	<0.005	<0.005		
Mean	0.004126	0.00474	0.004691	0.004753	0.004893
Std. Dev.	0.001816	0.001007	0.001195	0.0009553	0.0004131
Upper Lim.	0.005	0.005	0.005	0.005	0.005
Lower Lim.	0.001	0.0011	0.00037	0.0013	0.0034

ND substitution: RL or RL/2 if <15% NDs.

Confidence Interval

Constituent: Barium (mg/L) Analysis Run 10/16/2024 4:05 PM View: Appendix IV

Plant Hammond Client: Southern Company Data: Hammond AP-1

	HGWC-10	HGWC-11	HGWC-12	HGWC-13	HGWC-7
5/20/2016					0.0687
5/23/2016	0.0877	0.0466	0.133	0.0779	
7/12/2016	0.0926	0.0616	0.135	0.0697	0.0731
9/1/2016	0.0994	0.0497	0.123	0.07	0.0747
10/20/2016					0.072
10/24/2016	0.101	0.0794	0.135	0.0882	
12/6/2016					0.0752
12/7/2016	0.107	0.1	0.13	0.0798	
1/25/2017					0.0747
1/26/2017	0.0538	0.0696	0.127	0.0738	
3/21/2017					0.0722
3/22/2017	0.0962	0.0346	0.112	0.0755	
5/23/2017					0.0794
5/24/2017	0.0996	0.0437	0.106	0.0627	
4/3/2018					0.075
4/4/2018	0.084	0.029	0.083	0.099	
6/5/2018	0.086	0.039		0.13	0.071
6/6/2018			0.09		
10/2/2018	0.076				0.078
10/3/2018		0.033	0.087		
10/5/2018				0.076	
3/13/2019	0.044	0.024		0.1	0.083
3/14/2019			0.081		
4/2/2019					0.072
4/3/2019	0.076	0.023	0.077		
4/5/2019				0.079	
9/25/2019					0.061
9/26/2019				0.11	
9/27/2019	0.078	0.033	0.096		
3/3/2020	0.048	0.022	0.092		
3/4/2020				0.1	0.068
3/26/2020			0.089		
3/27/2020					0.059
3/30/2020				0.08	
3/31/2020		0.026			
4/1/2020	0.058				
9/16/2020	0.068				0.068
9/18/2020		0.043	0.086		
9/21/2020				0.052	
2/10/2021					0.069
2/12/2021		0.039	0.09		
2/15/2021	0.06				
2/22/2021				0.061	
3/12/2021	0.058				
3/15/2021					0.074
3/16/2021		0.035	0.084		
3/17/2021				0.056	
8/16/2021					0.068
8/17/2021	0.055				
8/18/2021		0.04	0.083		
8/19/2021				0.049	
2/9/2022	0.042	0.042	0.075		

Confidence Interval

Constituent: Barium (mg/L) Analysis Run 10/16/2024 4:05 PM View: Appendix IV

Plant Hammond Client: Southern Company Data: Hammond AP-1

	HGWC-10	HGWC-11	HGWC-12	HGWC-13	HGWC-7
2/10/2022				0.053	0.063
8/3/2022	0.069	0.041	0.086	0.07	0.066
8/11/2022					0.071
1/26/2023		0.031	0.076	0.079	
1/27/2023	0.041				0.065
7/17/2023				0.056	
8/10/2023	0.045	0.027	0.075		
8/12/2023				0.057	0.06
2/14/2024					0.067
2/15/2024	0.048	0.037	0.068		
2/16/2024				0.056	
8/7/2024	0.059	0.029	0.063		0.082
8/8/2024				0.05	
Mean	0.07047	0.04147	0.09546	0.07447	0.07074
Std. Dev.	0.02103	0.01825	0.02213	0.02008	0.006211
Upper Lim.	0.08072	0.04815	0.105	0.08404	0.0737
Lower Lim.	0.06022	0.03242	0.08412	0.06489	0.06778

Confidence Interval

Constituent: Barium (mg/L) Analysis Run 10/16/2024 4:05 PM View: Appendix IV

Plant Hammond Client: Southern Company Data: Hammond AP-1

	HGWC-8	HGWC-9	MW-19	MW-20	MW-24D
5/20/2016	0.0808				
5/23/2016		0.117			
7/12/2016	0.083	0.13			
9/1/2016	0.0829	0.13			
10/20/2016	0.0811	0.0806			
12/6/2016	0.0845	0.128			
1/25/2017	0.078				
1/26/2017		0.142			
3/21/2017	0.0791				
3/22/2017		0.122			
5/23/2017	0.0846	0.127			
4/3/2018	0.065	0.1			
6/6/2018	0.063	0.11			
10/2/2018	0.061	0.11			
3/12/2019	0.062				
3/13/2019		0.1		0.087	0.053
3/14/2019			0.06		
4/2/2019				0.08	
4/3/2019	0.066	0.12	0.05		
4/8/2019					0.043
9/24/2019	0.053				
9/25/2019				0.085	
9/26/2019					0.12
9/27/2019		0.11	0.068		
3/2/2020				0.099	
3/3/2020	0.052				
3/4/2020		0.11	0.069		0.081
3/26/2020			0.067		
3/27/2020	0.059			0.093	
3/30/2020					0.056
3/31/2020		0.11			
9/16/2020	0.06				
9/17/2020		0.11		0.096	
9/21/2020			0.056		0.053
2/11/2021				0.093	
2/12/2021			0.051		
2/16/2021	0.069	0.11			0.062
3/15/2021	0.063			0.096	
3/16/2021		0.11			
3/17/2021			0.049		0.055
8/17/2021		0.095		0.089	
8/18/2021	0.062		0.045		
8/19/2021					0.048
2/9/2022		0.096	0.042		
2/10/2022	0.056			0.082	0.048
8/3/2022	0.06				0.053
8/4/2022		0.091	0.05	0.093	
1/26/2023		0.069	0.039	0.097	0.054
2/1/2023	0.058				
7/13/2023	0.047				
8/10/2023			0.032	0.093	
8/11/2023		0.068			

Confidence Interval

Constituent: Barium (mg/L) Analysis Run 10/16/2024 4:05 PM View: Appendix IV

Plant Hammond Client: Southern Company Data: Hammond AP-1

	HGWC-8	HGWC-9	MW-19	MW-20	MW-24D
8/12/2023	0.052				0.053
2/14/2024	0.048			0.095	
2/15/2024		0.054	0.03		0.034
8/7/2024	0.053	0.054		0.089	
8/8/2024			0.031		0.048
Mean	0.0653	0.104	0.04927	0.09113	0.0574
Std. Dev.	0.01208	0.02311	0.01309	0.00563	0.02002
Upper Lim.	0.07106	0.1152	0.05814	0.09495	0.062
Lower Lim.	0.05953	0.09272	0.0404	0.08732	0.043

Confidence Interval

Constituent: Barium (mg/L) Analysis Run 10/16/2024 4:05 PM View: Appendix IV

Plant Hammond Client: Southern Company Data: Hammond AP-1

	MW-25D	MW-26D	MW-27D	MW-28D	MW-29
3/12/2019				0.82	0.089
3/13/2019		0.099	1.5		
3/14/2019	0.44				
4/2/2019				0.37	0.078
4/3/2019	0.38	0.12			
4/4/2019			1.2		
9/24/2019					0.081
9/26/2019		0.12	0.95	0.15	
9/27/2019	0.39				
3/2/2020					0.088
3/3/2020	0.42				
3/4/2020		0.17	0.95	0.77	
3/26/2020	0.45				
3/27/2020				0.64	
3/30/2020					0.08
3/31/2020		0.11			
4/2/2020			1		
9/16/2020					0.076
9/17/2020		0.099			
9/18/2020	0.44		1		
9/21/2020				0.18	
2/10/2021				0.26	
2/12/2021	0.46				
2/15/2021					0.081
2/16/2021		0.093	1		
3/12/2021			1.1		
3/15/2021				0.45	0.078
3/16/2021	0.51				
3/17/2021		0.094			
8/16/2021					0.074
8/17/2021		0.072	1.1		
8/18/2021				0.53	
8/19/2021	0.58				
2/9/2022	0.6	0.066			
2/10/2022			0.99	0.76	0.072
8/3/2022			0.94		0.081
8/4/2022	0.75	0.062		0.7	
1/26/2023	0.65	0.065		0.8	0.076
1/27/2023			0.94		
8/10/2023	0.71				0.066
8/11/2023		0.059		2.2	
8/12/2023			0.98		
10/31/2023				2.5 (R)	
2/14/2024				0.61	0.065
2/15/2024	0.69	0.058			
2/16/2024			0.65		
8/7/2024	0.75				
8/8/2024		0.045	0.63	2.6	0.058
Mean	0.548	0.0888	0.9953	0.8963	0.0762
Std. Dev.	0.1347	0.03282	0.2039	0.7956	0.008351
Upper Lim.	0.6392	0.111	1.1	1.202	0.08186
Lower Lim.	0.4568	0.06656	0.94	0.3904	0.07054

Confidence Interval

Constituent: Barium (mg/L) Analysis Run 10/16/2024 4:05 PM View: Appendix IV

Plant Hammond Client: Southern Company Data: Hammond AP-1

	MW-5	MW-6	MW-7
3/13/2019	0.056	0.1	0.063
4/3/2019	0.049	0.09	0.058
9/25/2019	0.046		
9/26/2019		0.089	0.066
3/2/2020	0.049		
3/3/2020		0.09	0.043
3/26/2020	0.046		
3/27/2020		0.086	
3/30/2020			0.05
9/17/2020	0.043		
9/21/2020		0.083	0.065
2/15/2021			0.048
2/16/2021	0.05	0.085	
3/15/2021			0.053
3/16/2021	0.046	0.081	
8/17/2021	0.045	0.081	0.057
2/8/2022			0.053
2/9/2022	0.042	0.074	
8/3/2022	0.058	0.084	
8/4/2022			0.064
1/26/2023	0.05	0.079	0.044
8/10/2023	0.048	0.066	0.059
2/14/2024		0.067	0.042
2/15/2024	0.039		
8/7/2024	0.052	0.066	
8/8/2024			0.062
Mean	0.04793	0.0814	0.05513
Std. Dev.	0.005021	0.009775	0.00828
Upper Lim.	0.05134	0.08802	0.06074
Lower Lim.	0.04453	0.07478	0.04952

Confidence Interval

Constituent: Beryllium (mg/L) Analysis Run 10/16/2024 4:05 PM View: Appendix IV

Plant Hammond Client: Southern Company Data: Hammond AP-1

	HGWC-11	HGWC-13	HGWC-7	HGWC-8	MW-19
5/20/2016			<0.0005	<0.0005	
5/23/2016	<0.0005	<0.0005			
7/12/2016	<0.0005	<0.0005	<0.0005	<0.0005	
9/1/2016	<0.0005	<0.0005	<0.0005	<0.0005	
10/20/2016			<0.0005	<0.0005	
10/24/2016	<0.0005	<0.0005			
12/6/2016			<0.0005	<0.0005	
12/7/2016	<0.0005	<0.0005			
1/25/2017			<0.0005	<0.0005	
1/26/2017	<0.0005	<0.0005			
3/21/2017			<0.0005	<0.0005	
3/22/2017	9E-05 (J)	<0.0005			
5/23/2017			<0.0005	<0.0005	
5/24/2017	<0.0005	<0.0005			
4/3/2018			<0.0005	<0.0005	
4/4/2018	<0.0005	<0.0005			
3/12/2019				<0.0005	
3/13/2019	0.0001 (J)	6.2E-05 (J)	<0.0005		
3/14/2019					<0.0005
4/2/2019			<0.0005		
4/3/2019	0.00017 (J)			7.4E-05 (J)	<0.0005
4/5/2019		<0.0005			
9/24/2019				<0.0005	
9/25/2019			<0.0005		
9/26/2019		0.00011 (J)			
9/27/2019	8.6E-05 (J)				<0.0005
3/3/2020	0.00012 (J)			<0.0005	
3/4/2020		9.3E-05 (J)	7.7E-05 (J)		<0.0005
3/26/2020					<0.0005
3/27/2020			<0.0005	<0.0005	
3/30/2020		9.9E-05 (J)			
3/31/2020	0.00015 (J)				
9/16/2020			<0.0005	0.0001 (J)	
9/18/2020	<0.0005				
9/21/2020		0.00011 (J)			<0.0005
2/10/2021			8.1E-05 (J)		
2/12/2021	<0.0005				<0.0005
2/16/2021				7.1E-05 (J)	
2/22/2021		9.7E-05 (J)			
3/15/2021			0.00019 (J)	7.8E-05 (J)	
3/16/2021	8.1E-05 (J)				
3/17/2021		9E-05 (J)			<0.0005
8/16/2021			<0.0005		
8/18/2021	<0.0005			8.7E-05 (J)	5.8E-05 (J)
8/19/2021		7.3E-05 (J)			
2/9/2022	<0.0005				<0.0005
2/10/2022		<0.0005	<0.0005	7.1E-05 (J)	
8/3/2022	<0.0005	<0.0005	<0.0005	5.6E-05 (J)	
8/4/2022					<0.0005
8/11/2022			<0.0005		
1/26/2023	<0.0005	9.9E-05 (J)			<0.0005
1/27/2023			<0.0005		

ND substitution: RL or RL/2 if <15% NDs.

Confidence Interval

Constituent: Beryllium (mg/L) Analysis Run 10/16/2024 4:05 PM View: Appendix IV

Plant Hammond Client: Southern Company Data: Hammond AP-1

	HGWC-11	HGWC-13	HGWC-7	HGWC-8	MW-19
2/1/2023				5.6E-05 (J)	
7/13/2023				7.3E-05 (J)	
7/17/2023		0.00012 (J)			
8/10/2023	6.9E-05 (J)				<0.0005
8/12/2023		0.0001 (J)	<0.0005	<0.0005	
2/14/2024			<0.0005	<0.0005	
2/15/2024	<0.0005				<0.0005
2/16/2024		<0.0005			
8/7/2024	<0.0005		<0.0005	<0.0005	
8/8/2024		<0.0005			<0.0005
Mean	0.0003694	0.0003221	0.0004539	0.0003466	0.0004705
Std. Dev.	0.0001897	0.0002051	0.0001287	0.0002088	0.0001141
Upper Lim.	0.0005	0.0005	0.0005	0.0005	0.0005
Lower Lim.	0.00012	9.9E-05	0.00019	7.8E-05	5.8E-05

ND substitution: RL or RL/2 if <15% NDs.

Confidence Interval

Constituent: Beryllium (mg/L) Analysis Run 10/16/2024 4:05 PM View: Appendix IV

Plant Hammond Client: Southern Company Data: Hammond AP-1

	MW-28D	MW-7
3/12/2019	<0.0005	
3/13/2019		<0.0005
4/2/2019	<0.0005	
4/3/2019		5.1E-05 (J)
9/26/2019	<0.0005	<0.0005
3/3/2020		<0.0005
3/4/2020	0.00014 (J)	
3/27/2020	<0.0005	
3/30/2020		<0.0005
9/21/2020	<0.0005	<0.0005
2/10/2021	5.4E-05 (J)	
2/15/2021		<0.0005
3/15/2021	4.8E-05 (J)	<0.0005
8/17/2021		<0.0005
8/18/2021	<0.0005	
2/8/2022		<0.0005
2/10/2022	<0.0005	
8/4/2022	<0.0005	<0.0005
1/26/2023	<0.0005	<0.0005
8/10/2023		<0.0005
8/11/2023	<0.0005	
2/14/2024	<0.0005	<0.0005
8/8/2024	<0.0005	<0.0005
Mean	0.0004161	0.0004701
Std. Dev.	0.0001747	0.0001159
Upper Lim.	0.0005	0.0005
Lower Lim.	0.00014	5.1E-05

ND substitution: RL or RL/2 if <15% NDs.

Confidence Interval

Constituent: Cadmium (mg/L) Analysis Run 10/16/2024 4:05 PM View: Appendix IV

Plant Hammond Client: Southern Company Data: Hammond AP-1

	HGWC-10	HGWC-11	HGWC-12	HGWC-7	HGWC-8
5/20/2016				<0.0005	0.00024 (J)
5/23/2016	0.000115 (J)	<0.0005	<0.0005		
7/12/2016	<0.0005	<0.0005	<0.0005	<0.0005	0.0002 (J)
9/1/2016	0.0001 (J)	<0.0005	<0.0005	<0.0005	0.0001 (J)
10/20/2016				<0.0005	0.0001 (J)
10/24/2016	0.0001 (J)	<0.0005	<0.0005		
12/6/2016				0.0002 (J)	0.0017
12/7/2016	0.0001 (J)	0.0001 (J)	0.0002 (J)		
1/25/2017				0.0002 (J)	0.0002 (J)
1/26/2017	<0.0005	<0.0005	<0.0005		
3/21/2017				0.0002 (J)	0.0002 (J)
3/22/2017	0.0001 (J)	0.0001 (J)	0.0003 (J)		
5/23/2017				0.0001 (J)	0.0003 (J)
5/24/2017	0.0002 (J)	<0.0005	9E-05 (J)		
4/3/2018				<0.0005	<0.001
4/4/2018	<0.0005	<0.0005	<0.0005		
3/12/2019					0.0002 (J)
3/13/2019	<0.0005	<0.0005		<0.0005	
3/14/2019			<0.0005		
4/2/2019				<0.0005	
4/3/2019	0.0001 (J)	9.6E-05 (J)	<0.0005		0.00032 (J)
9/24/2019					0.0002 (J)
9/25/2019				<0.0005	
9/27/2019	<0.0005	<0.0005	<0.0005		
3/3/2020	<0.0005	<0.0005	0.00015 (J)		0.00017 (J)
3/4/2020				<0.0005	
3/26/2020			<0.0005		
3/27/2020				<0.0005	0.00014 (J)
3/31/2020		<0.0005			
4/1/2020	<0.0005				
9/16/2020	<0.0005			<0.0005	0.00023 (J)
9/18/2020		<0.0005	<0.0005		
2/10/2021				<0.0005	
2/12/2021		<0.0005	<0.0005		
2/15/2021	<0.0005				
2/16/2021					0.00037 (J)
3/12/2021	<0.0005				
3/15/2021				<0.0005	0.00017 (J)
3/16/2021		<0.0005	<0.0005		
8/16/2021				<0.0005	
8/17/2021	<0.0005				
8/18/2021		<0.0005	<0.0005		0.0002 (J)
2/9/2022	<0.0005	<0.0005	<0.0005		
2/10/2022				<0.0005	0.00029 (J)
8/3/2022	<0.0005	<0.0005	<0.0005	<0.0005	0.00017 (J)
8/11/2022				<0.0005	
1/26/2023		<0.0005	<0.0005		
1/27/2023	<0.0005			0.00019 (J)	
2/1/2023					0.00014 (J)
7/13/2023					0.00031 (J)
8/10/2023	<0.0005	<0.0005	<0.0005		
8/12/2023				<0.0005	0.00044 (J)

ND substitution: RL or RL/2 if <15% NDs.

Confidence Interval

Constituent: Cadmium (mg/L) Analysis Run 10/16/2024 4:05 PM View: Appendix IV

Plant Hammond Client: Southern Company Data: Hammond AP-1

	HGWC-10	HGWC-11	HGWC-12	HGWC-7	HGWC-8
2/14/2024				<0.0005	0.00025 (J)
2/15/2024	<0.0005	<0.0005	<0.0005		
8/7/2024	<0.0005	<0.0005	<0.0005	<0.0005	0.0014
Mean	0.0003881	0.0004498	0.0004475	0.0004356	0.0003416
Std. Dev.	0.0001791	0.0001356	0.0001241	0.0001327	0.0003789
Upper Lim.	0.0005	0.0005	0.0005	0.0005	0.00031
Lower Lim.	0.000115	0.0001	0.0003	0.0002	0.00017

ND substitution: RL or RL/2 if <15% NDs.

Confidence Interval

Constituent: Cadmium (mg/L) Analysis Run 10/16/2024 4:05 PM View: Appendix IV

Plant Hammond Client: Southern Company Data: Hammond AP-1

	HGWC-9	MW-19	MW-29
5/23/2016	<0.0005		
7/12/2016	<0.0005		
9/1/2016	<0.0005		
10/20/2016	0.0002 (J)		
12/6/2016	0.0001 (J)		
1/26/2017	<0.0005		
3/22/2017	7E-05 (J)		
5/23/2017	<0.0005		
4/3/2018	<0.0005		
3/12/2019			<0.0005
3/13/2019	<0.0005		
3/14/2019		<0.0005	
4/2/2019			<0.0005
4/3/2019	<0.0005	<0.0005	
9/24/2019			<0.0005
9/27/2019	<0.0005	0.00013 (J)	
3/2/2020			<0.0005
3/4/2020	<0.0005	0.00026 (J)	
3/26/2020		0.00019 (J)	
3/30/2020			<0.0005
3/31/2020	<0.0005		
9/16/2020			<0.0005
9/17/2020	<0.0005		
9/21/2020		0.00018 (J)	
2/12/2021		0.0002 (J)	
2/15/2021			<0.0005
2/16/2021	<0.0005		
3/15/2021			<0.0005
3/16/2021	<0.0005		
3/17/2021		0.00016 (J)	
8/16/2021			<0.0005
8/17/2021	<0.0005		
8/18/2021		0.00027 (J)	
2/9/2022	<0.0005	0.0011	
2/10/2022			<0.0005
8/3/2022			<0.0005
8/4/2022	<0.0005	0.00022 (J)	
1/26/2023	<0.0005	<0.0005	<0.0005
8/10/2023		0.00018 (J)	<0.0005
8/11/2023	<0.0005		
2/14/2024			0.00053
2/15/2024	<0.0005	<0.0005	
8/7/2024	<0.0005		
8/8/2024		0.00017 (J)	0.00019 (J)
Mean	0.0004529	0.0003373	0.0004813
Std. Dev.	0.0001288	0.0002542	8.096E-05
Upper Lim.	0.0005	0.0002956	0.00053
Lower Lim.	0.0002	0.0001522	0.00019

ND substitution: RL or RL/2 if <15% NDs.

Confidence Interval

Constituent: Chromium (mg/L) Analysis Run 10/16/2024 4:05 PM View: Appendix IV

Plant Hammond Client: Southern Company Data: Hammond AP-1

	HGWC-10	HGWC-11	HGWC-12	HGWC-13	HGWC-7
5/20/2016					<0.005
5/23/2016	<0.005	<0.005	<0.005	<0.005	
7/12/2016	<0.005	<0.005	<0.005	<0.005	<0.005
9/1/2016	<0.005	<0.005	<0.005	<0.005	<0.005
10/20/2016					<0.005
10/24/2016	<0.005	<0.005	<0.005	<0.005	
12/6/2016					<0.005
12/7/2016	<0.005	<0.005	<0.005	<0.005	
1/25/2017					<0.005
1/26/2017	<0.005	<0.005	<0.005	<0.005	
3/21/2017					<0.005
3/22/2017	<0.005	0.0003 (J)	0.0004 (J)	0.0004 (J)	
5/23/2017					<0.005
5/24/2017	<0.005	<0.005	<0.005	<0.005	
4/3/2018					<0.005
4/4/2018	<0.005	<0.005	<0.005	<0.005	
3/13/2019	<0.005	<0.005		<0.005	<0.005
3/14/2019			0.0025 (J)		
4/2/2019					<0.005
4/3/2019	0.02	<0.005	<0.005		
4/5/2019				<0.005	
9/25/2019					0.071
9/26/2019				<0.005	
9/27/2019	<0.005	<0.005	<0.005		
3/3/2020	<0.005	0.00061 (J)	<0.005		
3/4/2020				<0.005	0.0016 (J)
3/26/2020			<0.005		
3/27/2020					0.0004 (J)
3/30/2020				0.00059 (J)	
3/31/2020		<0.005			
4/1/2020	<0.005				
9/16/2020	<0.005				0.00074 (J)
9/18/2020		<0.005	0.00091 (J)		
9/21/2020				0.00056 (J)	
2/10/2021					0.0014 (J)
2/12/2021		<0.005	<0.005		
2/15/2021	<0.005				
2/22/2021				<0.005	
3/12/2021	<0.005				
3/15/2021					0.0021 (J)
3/16/2021		<0.005	<0.005		
3/17/2021				<0.005	
8/16/2021					<0.005
8/17/2021	<0.005				
8/18/2021		<0.005	<0.005		
8/19/2021				<0.005	
2/9/2022	0.0011 (J)	<0.005	<0.005		
2/10/2022				<0.005	<0.005
8/3/2022	<0.005	<0.005	<0.005	<0.005	<0.005
8/11/2022					<0.005
1/26/2023		0.0012 (J)	<0.005	<0.005	
1/27/2023	0.0012 (J)				0.0014 (J)

ND substitution: RL or RL/2 if <15% NDs.

Confidence Interval

Constituent: Chromium (mg/L) Analysis Run 10/16/2024 4:05 PM View: Appendix IV

Plant Hammond Client: Southern Company Data: Hammond AP-1

	HGWC-10	HGWC-11	HGWC-12	HGWC-13	HGWC-7
7/17/2023				<0.005	
8/10/2023	<0.005	<0.005	<0.005		
8/12/2023				<0.005	<0.005
2/14/2024					<0.005
2/15/2024	<0.005	<0.005	<0.005		
2/16/2024				<0.005	
8/7/2024	<0.005	<0.005	<0.005		<0.005
8/8/2024				<0.005	
Mean	0.005304	0.004463	0.004534	0.004462	0.006746
Std. Dev.	0.003313	0.001458	0.001301	0.001487	0.01349
Upper Lim.	0.02	0.005	0.005	0.005	0.005
Lower Lim.	0.0012	0.0012	0.0025	0.00059	0.0021

ND substitution: RL or RL/2 if <15% NDs.

Confidence Interval

Constituent: Chromium (mg/L) Analysis Run 10/16/2024 4:05 PM View: Appendix IV

Plant Hammond Client: Southern Company Data: Hammond AP-1

	HGWC-8	HGWC-9	MW-19	MW-20	MW-24D
5/20/2016	<0.005				
5/23/2016		<0.005			
7/12/2016	<0.005	<0.005			
9/1/2016	<0.005	<0.005			
10/20/2016	<0.005	<0.005			
12/6/2016	<0.005	<0.005			
1/25/2017	<0.005				
1/26/2017		<0.005			
3/21/2017	0.0005 (J)				
3/22/2017		<0.005			
5/23/2017	<0.005	<0.005			
4/3/2018	<0.005	<0.005			
3/12/2019	<0.005				
3/13/2019		<0.005		<0.005	<0.005
3/14/2019			<0.005		
4/2/2019				<0.005	
4/3/2019	<0.005	<0.005	<0.005		
4/8/2019					<0.005
9/24/2019	<0.005				
9/25/2019				<0.005	
9/26/2019					0.00042 (J)
9/27/2019		<0.005	<0.005		
3/2/2020				0.00071 (J)	
3/3/2020	0.0007 (J)				
3/4/2020		<0.005	0.00066 (J)		<0.005
3/26/2020			0.00047 (J)		
3/27/2020	<0.005			0.00051 (J)	
3/30/2020					<0.005
3/31/2020		0.00052 (J)			
9/16/2020	0.0015 (J)				
9/17/2020		<0.005		<0.005	
9/21/2020			0.0014 (J)		<0.005
2/11/2021				<0.005	
2/12/2021			0.00059 (J)		
2/16/2021	<0.005	0.00067 (J)			<0.005
3/15/2021	0.00082 (J)			0.00068 (J)	
3/16/2021		<0.005			
3/17/2021			0.0022 (J)		0.0017 (J)
8/17/2021		<0.005		<0.005	
8/18/2021	<0.005		<0.005		
8/19/2021					<0.005
2/9/2022		0.0011 (J)	<0.005		
2/10/2022	<0.005			<0.005	<0.005
8/3/2022	<0.005				<0.005
8/4/2022		<0.005	<0.005	<0.005	
1/26/2023		0.0013 (J)	0.0011 (J)	<0.005	<0.005
2/1/2023	<0.005				
7/13/2023	<0.005				
8/10/2023			<0.005	<0.005	
8/11/2023		<0.005			
8/12/2023	<0.005				<0.005
2/14/2024	<0.005			<0.005	

ND substitution: RL or RL/2 if <15% NDs.

Confidence Interval

Constituent: Chromium (mg/L) Analysis Run 10/16/2024 4:05 PM View: Appendix IV

Plant Hammond Client: Southern Company Data: Hammond AP-1

	HGWC-8	HGWC-9	MW-19	MW-20	MW-24D
2/15/2024		<0.005	<0.005		<0.005
8/7/2024	<0.005	<0.005		<0.005	
8/8/2024			<0.005		<0.005
Mean	0.004341	0.004316	0.003428	0.004127	0.004475
Std. Dev.	0.001549	0.001567	0.002031	0.001808	0.001407
Upper Lim.	0.005	0.005	0.005	0.005	0.005
Lower Lim.	0.0015	0.0013	0.00066	0.00071	0.0017

ND substitution: RL or RL/2 if <15% NDs.

Confidence Interval

Constituent: Chromium (mg/L) Analysis Run 10/16/2024 4:05 PM View: Appendix IV

Plant Hammond Client: Southern Company Data: Hammond AP-1

	MW-25D	MW-26D	MW-27D	MW-28D	MW-29
3/12/2019				<0.005	<0.005
3/13/2019		<0.005	<0.005		
3/14/2019	<0.005				
4/2/2019				<0.005	<0.005
4/3/2019	<0.005	<0.005			
4/4/2019			<0.005		
9/24/2019					<0.005
9/26/2019		0.00076 (J)	<0.005	0.00081 (J)	
9/27/2019	<0.005				
3/2/2020					<0.005
3/3/2020	<0.005				
3/4/2020		0.0028 (J)	<0.005	0.0027 (J)	
3/26/2020	0.00061 (J)				
3/27/2020				<0.005	
3/30/2020					0.001 (J)
3/31/2020		0.001 (J)			
4/2/2020			<0.005		
9/16/2020					<0.005
9/17/2020		<0.005			
9/18/2020	<0.005		0.0007 (J)		
9/21/2020				0.00085 (J)	
2/10/2021				0.0014 (J)	
2/12/2021	<0.005				
2/15/2021					<0.005
2/16/2021		0.001 (J)	0.00082 (J)		
3/12/2021			<0.005		
3/15/2021				0.00078 (J)	<0.005
3/16/2021	<0.005				
3/17/2021		0.0015 (J)			
8/16/2021					<0.005
8/17/2021		<0.005	<0.005		
8/18/2021				<0.005	
8/19/2021	<0.005				
2/9/2022	<0.005	<0.005			
2/10/2022			<0.005	0.0011 (J)	<0.005
8/3/2022			<0.005		<0.005
8/4/2022	<0.005	<0.005		<0.005	
1/26/2023	0.0012 (J)	<0.005		<0.005	<0.005
1/27/2023			<0.005		
8/10/2023	<0.005				<0.005
8/11/2023		<0.005		<0.005	
8/12/2023			<0.005		
2/14/2024				<0.005	<0.005
2/15/2024	<0.005	<0.005			
2/16/2024			<0.005		
8/7/2024	<0.005				
8/8/2024		<0.005	<0.005	<0.005	<0.005
Mean	0.004454	0.003804	0.004435	0.003509	0.004733
Std. Dev.	0.001445	0.001805	0.001492	0.00194	0.001033
Upper Lim.	0.005	0.005	0.005	0.005	0.005
Lower Lim.	0.0012	0.001	0.00082	0.00085	0.001

ND substitution: RL or RL/2 if <15% NDs.

Confidence Interval

Constituent: Chromium (mg/L) Analysis Run 10/16/2024 4:05 PM View: Appendix IV

Plant Hammond Client: Southern Company Data: Hammond AP-1

	MW-5	MW-6	MW-7
3/13/2019	0.003 (J)	<0.005	<0.005
4/3/2019	0.003 (J)	<0.005	0.0023 (J)
9/25/2019	0.0052 (J)		
9/26/2019		<0.005	0.0013 (J)
3/2/2020	0.0042 (J)		
3/3/2020		0.00044 (J)	0.0015 (J)
3/26/2020	0.0044 (J)		
3/27/2020		0.00059 (J)	
3/30/2020			0.0021 (J)
9/17/2020	0.0021 (J)		
9/21/2020		<0.005	0.0017 (J)
2/15/2021			0.0015 (J)
2/16/2021	0.0032 (J)	<0.005	
3/15/2021			0.0018 (J)
3/16/2021	0.0024 (J)	<0.005	
8/17/2021	0.0018 (J)	<0.005	<0.005
2/8/2022			0.0016 (J)
2/9/2022	0.0031 (J)	<0.005	
8/3/2022	0.0015 (J)	<0.005	
8/4/2022			0.002 (J)
1/26/2023	0.0032 (J)	0.0014 (J)	0.0017 (J)
8/10/2023	0.002 (J)	<0.005	0.0015 (J)
2/14/2024		<0.005	<0.005
2/15/2024	0.0029 (J)		
8/7/2024	<0.005	<0.005	
8/8/2024			<0.005
Mean	0.002967	0.004162	0.0026
Std. Dev.	0.001015	0.001746	0.001519
Upper Lim.	0.003655	0.005	0.005
Lower Lim.	0.002279	0.0014	0.0015

ND substitution: RL or RL/2 if <15% NDs.

Confidence Interval

Constituent: Cobalt (mg/L) Analysis Run 10/16/2024 4:05 PM View: Appendix IV

Plant Hammond Client: Southern Company Data: Hammond AP-1

	HGWC-10	HGWC-11	HGWC-12	HGWC-13	HGWC-7
5/20/2016					<0.01
5/23/2016	<0.005	<0.005	<0.01	0.00361 (J)	
7/12/2016	0.0006 (J)	0.0021 (J)	0.0018 (J)	0.0032 (J)	0.0003 (J)
9/1/2016	0.0007 (J)	0.0025 (J)	0.0016 (J)	0.0033 (J)	<0.01
10/20/2016					0.0008 (J)
10/24/2016	0.0009 (J)	0.0032 (J)	0.0017 (J)	0.004 (J)	
12/6/2016					0.0009 (J)
12/7/2016	0.0012 (J)	0.003 (J)	0.0021 (J)	0.0034 (J)	
1/25/2017					0.0005 (J)
1/26/2017	<0.005	0.0014 (J)	0.0016 (J)	0.0024 (J)	
3/21/2017					0.0005 (J)
3/22/2017	0.0006 (J)	0.0014 (J)	0.0018 (J)	0.0026 (J)	
5/23/2017					0.0005 (J)
5/24/2017	0.0006 (J)	0.0008 (J)	0.0015 (J)	0.0022 (J)	
4/3/2018					<0.01
4/4/2018	<0.005	<0.005	<0.01	<0.01	
3/13/2019	<0.005	0.00098 (J)		0.0022 (J)	0.00067 (J)
3/14/2019			0.0011 (J)		
4/2/2019					0.00069 (J)
4/3/2019	<0.005	0.0018 (J)	0.0011 (J)		
4/5/2019				0.0017 (J)	
9/25/2019					0.0026 (J)
9/26/2019				0.0042 (J)	
9/27/2019	<0.005	0.00071 (J)	0.0012 (J)		
3/3/2020	<0.005	0.00087 (J)	0.0013 (J)		
3/4/2020				0.0066	0.0011 (J)
3/26/2020			0.0012 (J)		
3/27/2020					0.00074 (J)
3/30/2020				0.0053	
3/31/2020		0.0014 (J)			
4/1/2020	<0.005				
9/16/2020	<0.005				0.00065 (J)
9/18/2020		<0.005	0.0014 (J)		
9/21/2020				0.0032 (J)	
2/10/2021					0.00081 (J)
2/12/2021		<0.005	0.0012 (J)		
2/15/2021	<0.005				
2/22/2021				0.003 (J)	
3/12/2021	<0.005				
3/15/2021					0.0014 (J)
3/16/2021		<0.005	0.0012 (J)		
3/17/2021				0.0029 (J)	
8/16/2021					0.0012 (J)
8/17/2021	<0.005				
8/18/2021		<0.005	0.0012 (J)		
8/19/2021				0.0024 (J)	
2/9/2022	<0.005	<0.005	0.0013 (J)		
2/10/2022				0.0026 (J)	0.0011 (J)
8/3/2022	<0.005	<0.005	0.0012 (J)	0.0041 (J)	0.0015 (J)
8/11/2022					0.0018 (J)
1/26/2023		<0.005	0.0012 (J)	0.012	
1/27/2023	<0.005				0.00067 (J)

ND substitution: RL or RL/2 if <15% NDs.

Confidence Interval

Constituent: Cobalt (mg/L) Analysis Run 10/16/2024 4:05 PM View: Appendix IV

Plant Hammond Client: Southern Company Data: Hammond AP-1

	HGWC-10	HGWC-11	HGWC-12	HGWC-13	HGWC-7
7/17/2023				0.018	
8/10/2023	<0.005	<0.005	0.0012 (J)		
8/12/2023				0.018	0.00061 (J)
2/14/2024					0.00084 (J)
2/15/2024	<0.005	<0.005	0.0013 (J)		
2/16/2024				0.023	
8/7/2024	<0.005	<0.005	0.0011 (J)		0.00043 (J)
8/8/2024				0.016	
Mean	0.003942	0.00334	0.001679	0.006196	0.001412
Std. Dev.	0.001876	0.001795	0.001056	0.006039	0.00144
Upper Lim.	0.005	0.005	0.0017	0.0053	0.001479
Lower Lim.	0.0012	0.0014	0.0012	0.0026	0.0006895

ND substitution: RL or RL/2 if <15% NDs.

Confidence Interval

Constituent: Cobalt (mg/L) Analysis Run 10/16/2024 4:05 PM View: Appendix IV

Plant Hammond Client: Southern Company Data: Hammond AP-1

	HGWC-8	HGWC-9	MW-19	MW-20	MW-24D
5/20/2016	0.00207 (J)				
5/23/2016		<0.01			
7/12/2016	0.0019 (J)	0.0006 (J)			
9/1/2016	0.0023 (J)	0.0007 (J)			
10/20/2016	0.002 (J)	0.002 (J)			
12/6/2016	0.0026 (J)	0.0011 (J)			
1/25/2017	0.002 (J)				
1/26/2017		0.0006 (J)			
3/21/2017	0.0023 (J)				
3/22/2017		0.0005 (J)			
5/23/2017	0.0023 (J)	0.0006 (J)			
4/3/2018	<0.025	<0.01			
3/12/2019	0.002 (J)				
3/13/2019		0.00065 (J)		0.0011 (J)	<0.005
3/14/2019			0.025		
4/2/2019				<0.005	
4/3/2019	0.0019 (J)	0.00069 (J)	0.036		
4/8/2019					0.00025 (J)
9/24/2019	0.0015 (J)				
9/25/2019				<0.005	
9/26/2019					0.0011 (J)
9/27/2019		0.00057 (J)	0.033		
3/2/2020				<0.005	
3/3/2020	0.002 (J)				
3/4/2020		0.00053 (J)	0.048		0.00056 (J)
3/26/2020			0.045		
3/27/2020	0.0018 (J)			<0.005	
3/30/2020					<0.005
3/31/2020		0.00051 (J)			
9/16/2020	0.0019 (J)				
9/17/2020		0.0007 (J)		<0.005	
9/21/2020			0.032		<0.005
2/11/2021				<0.005	
2/12/2021			0.037		
2/16/2021	0.002 (J)	0.00061 (J)			<0.005
3/15/2021	0.0019 (J)			<0.005	
3/16/2021		0.00069 (J)			
3/17/2021			0.037		<0.005
8/17/2021		0.00045 (J)		<0.005	
8/18/2021	0.002 (J)		0.039		
8/19/2021					<0.005
2/9/2022		0.00051 (J)	0.03		
2/10/2022	0.0021 (J)			<0.005	<0.005
8/3/2022	0.0024 (J)				<0.005
8/4/2022		0.00046 (J)	0.043	<0.005	
1/26/2023		0.00068 (J)	0.022	<0.005	<0.005
2/1/2023	<0.025				
7/13/2023	0.0015 (J)				
8/10/2023			0.027	<0.005	
8/11/2023		0.00057 (J)			
8/12/2023	0.0016 (J)				<0.005
2/14/2024	0.0016 (J)			<0.005	

ND substitution: RL or RL/2 if <15% NDs.

Confidence Interval

Constituent: Cobalt (mg/L) Analysis Run 10/16/2024 4:05 PM View: Appendix IV

Plant Hammond Client: Southern Company Data: Hammond AP-1

	HGWC-8	HGWC-9	MW-19	MW-20	MW-24D
2/15/2024		0.001 (J)	0.011		<0.005
8/7/2024	0.0016 (J)	0.00066 (J)		<0.005	
8/8/2024			0.02		<0.005
Mean	0.002811	0.001057	0.03233	0.00474	0.004127
Std. Dev.	0.002929	0.001254	0.01008	0.001007	0.001814
Upper Lim.	0.0023	0.0007	0.03917	0.005	0.005
Lower Lim.	0.0018	0.00053	0.0255	0.0011	0.0011

ND substitution: RL or RL/2 if <15% NDs.

Confidence Interval

Constituent: Cobalt (mg/L) Analysis Run 10/16/2024 4:05 PM View: Appendix IV

Plant Hammond Client: Southern Company Data: Hammond AP-1

	MW-26D	MW-27D	MW-28D	MW-29	MW-6
3/12/2019			<0.005	0.00057 (J)	
3/13/2019	<0.005	<0.005			0.00055 (J)
4/2/2019			<0.005	0.00084 (J)	
4/3/2019	<0.005				<0.005
4/4/2019		9.1E-05 (J)			
9/24/2019				0.0015 (J)	
9/26/2019	0.00053 (J)	<0.005	<0.005		0.00036 (J)
3/2/2020				0.00067 (J)	
3/3/2020					0.00094 (J)
3/4/2020	<0.005	0.00045 (J)	0.00093 (J)		
3/27/2020			<0.005		0.00059 (J)
3/30/2020				0.00063 (J)	
3/31/2020	0.0003 (J)				
4/2/2020		<0.005			
9/16/2020				0.0013 (J)	
9/17/2020	<0.005				
9/18/2020		<0.005			
9/21/2020			<0.005		0.00041 (J)
2/10/2021			<0.005		
2/15/2021				0.00097 (J)	
2/16/2021	0.00045 (J)	0.0004 (J)			0.00045 (J)
3/12/2021		<0.005			
3/15/2021			<0.005	0.0011 (J)	
3/16/2021					0.00042 (J)
3/17/2021	0.00044 (J)				
8/16/2021				0.0014 (J)	
8/17/2021	0.00045 (J)	<0.005			<0.005
8/18/2021			<0.005		
2/9/2022	0.00059 (J)				0.00059 (J)
2/10/2022		<0.005	<0.005	0.00089 (J)	
8/3/2022		<0.005		0.0012 (J)	0.00041 (J)
8/4/2022	0.00048 (J)		<0.005		
1/26/2023	0.00051 (J)		<0.005	0.00056 (J)	0.00044 (J)
1/27/2023		<0.005			
8/10/2023				<0.005	0.00041 (J)
8/11/2023	<0.005		<0.005		
8/12/2023		<0.005			
2/14/2024			<0.005	0.00052 (J)	0.00035 (J)
2/15/2024	0.00054 (J)				
2/16/2024		<0.005			
8/7/2024					0.00049 (J)
8/8/2024	0.00056 (J)	<0.005	<0.005	0.00078 (J)	
Mean	0.00199	0.004063	0.004729	0.001029	0.0007607
Std. Dev.	0.002204	0.001942	0.001051	0.0005161	0.0007207
Upper Lim.	0.005	0.005	0.005	0.001314	0.00094
Lower Lim.	0.00045	0.00045	0.00093	0.0006925	0.00036

ND substitution: RL or RL/2 if <15% NDs.

Confidence Interval

Constituent: Combined Radium 226 + 228 (pCi/L) Analysis Run 10/16/2024 4:05 PM View: Appendix IV

Plant Hammond Client: Southern Company Data: Hammond AP-1

	HGWC-10	HGWC-11	HGWC-12	HGWC-13	HGWC-7
5/20/2016					0.62 (U)
5/23/2016	0.419 (U)	0.509 (U)	1.12	0.625 (U)	
7/12/2016	0.855	0.784 (U)	1.61	0.478 (U)	0.283 (U)
9/1/2016	0.844 (U)	0.261 (U)	1.23	0.595 (U)	0.703 (U)
10/20/2016					1.97
10/24/2016	0.917 (U)	1.42	1.98	1.54	
12/6/2016					2
12/7/2016	0.558 (U)	0.781 (U)	0.319 (U)	0.657 (U)	
1/25/2017					1.06 (U)
1/26/2017	0.922 (U)	0.842 (U)	0.54 (U)	1.22	
3/21/2017					0.668 (U)
3/22/2017	0.751 (U)	0.318 (U)	0.635 (U)	0.285 (U)	
5/23/2017					0.621 (U)
5/24/2017	0.725 (U)	0.687 (U)	1.01	0.655 (U)	
4/3/2018					0.538 (U)
4/4/2018	0.715 (U)	1.5	0.956	0.882 (U)	
6/5/2018	0.718 (U)	0.549 (U)		1.1 (U)	0.985 (U)
6/6/2018			0.424 (U)		
10/2/2018	0.948				0.837 (U)
10/3/2018		1.48	0.57 (U)		
10/5/2018				0.558 (U)	
3/13/2019	1.19 (U)	0.584 (U)		0.39 (U)	0.403 (U)
3/14/2019			0.992 (U)		
4/2/2019					0.865 (U)
4/3/2019	1.82 (U)	0.36 (U)	0.734 (U)		
4/5/2019				0.422 (U)	
9/25/2019					0.884 (U)
9/26/2019				0.939 (U)	
9/27/2019	1.16 (U)	1.78	0.958 (U)		
3/3/2020	0.667 (U)	0.716 (U)	0.971 (U)		
3/4/2020				0.708 (U)	0.624 (U)
3/26/2020			0.209 (U)		
3/27/2020					0.485 (U)
3/30/2020				0.602 (U)	
3/31/2020		1.3 (U)			
4/1/2020	0.235 (U)				
9/16/2020	0 (U)				0.135 (U)
9/18/2020		1.24 (U)	0.916 (U)		
9/21/2020				1.53	
2/10/2021					0.281 (U)
2/12/2021		1.1	0.236 (U)		
2/15/2021	1.91				
2/22/2021				1.02	
3/12/2021	1.12 (U)				
3/15/2021					0.666 (U)
3/16/2021		1.71	0.245 (U)		
3/17/2021				1.45 (U)	
8/16/2021					0.143 (U)
8/17/2021	0.595 (U)				
8/18/2021		0.919 (U)	0.919 (U)		
8/19/2021				0.764 (U)	
2/9/2022	0.49 (U)	0.444 (U)	0.564 (U)		

Confidence Interval

Constituent: Combined Radium 226 + 228 (pCi/L) Analysis Run 10/16/2024 4:05 PM View: Appendix IV

Plant Hammond Client: Southern Company Data: Hammond AP-1

	HGWC-10	HGWC-11	HGWC-12	HGWC-13	HGWC-7
2/10/2022				0.442 (U)	0.175 (U)
8/3/2022	0.454 (U)	0.823 (U)	0.418 (U)	0.54 (U)	0.42 (U)
8/11/2022					0.461 (U)
1/26/2023		0.441 (U)	0.877	0.719	
1/27/2023	1.2				0.45 (U)
8/10/2023	0.831 (U)	0.273 (U)	0.453 (U)		
8/12/2023				0.58 (U)	0.729 (U)
2/14/2024					0.401 (U)
2/15/2024	0.31 (U)	0.819 (U)	0.364 (U)		
2/16/2024				0.338 (U)	
8/7/2024	0.268 (U)	0.874 (U)	0.455 (U)		0.611 (U)
8/8/2024				0.561 (U)	
Mean	0.7932	0.8659	0.7579	0.7538	0.6673
Std. Dev.	0.4407	0.4487	0.4296	0.3584	0.4514
Upper Lim.	1.008	1.085	0.9673	0.8879	0.8079
Lower Lim.	0.5784	0.6473	0.5485	0.564	0.4332

Confidence Interval

Constituent: Combined Radium 226 + 228 (pCi/L) Analysis Run 10/16/2024 4:05 PM View: Appendix IV

Plant Hammond Client: Southern Company Data: Hammond AP-1

	HGWC-8	HGWC-9	MW-19	MW-20	MW-24D
5/20/2016	0.56 (U)				
5/23/2016		0.826 (U)			
7/12/2016	0.636 (U)	0.511 (U)			
9/1/2016	0.818 (U)	0.762 (U)			
10/20/2016	1.04 (U)	1.17			
12/6/2016	0.771 (U)	0.126 (U)			
1/25/2017	0.859 (U)				
1/26/2017		0.515 (U)			
3/21/2017	0.851 (U)				
3/22/2017		0.451 (U)			
5/23/2017	0.705 (U)	0.924 (U)			
4/3/2018	0.311 (U)	0.732 (U)			
6/6/2018	0.896 (U)	0.813 (U)			
10/2/2018	1.21	0.61 (U)			
3/12/2019	0.544 (U)				
3/13/2019		1 (U)		0.538 (U)	0.311 (U)
3/14/2019			0.347 (U)		
4/2/2019				1.02 (U)	
4/3/2019	0.885 (U)	0.156 (U)	0.884 (U)		
4/8/2019					0.573 (U)
9/24/2019	1.3				
9/25/2019				1.35 (U)	
9/26/2019					0.878 (U)
9/27/2019		0.428 (U)	0.534 (U)		
3/2/2020				0.653 (U)	
3/3/2020	0.835 (U)				
3/4/2020		1.03	1.04		0.333 (U)
3/26/2020			1.1 (U)		
3/27/2020	1.04 (U)			0.1 (U)	
3/30/2020					0.107 (U)
3/31/2020		1.2 (U)			
9/16/2020	0.526 (U)				
9/17/2020		1.38 (U)		0.469 (U)	
9/21/2020			1.36 (U)		1.23 (U)
2/11/2021				0.334 (U)	
2/12/2021			0.764 (U)		
2/16/2021	0.764 (U)	1.17 (U)			0.156 (U)
3/15/2021	1.3 (U)			1.24 (U)	
3/16/2021		0.446 (U)			
3/17/2021			0.466 (U)		0.174 (U)
8/17/2021		0.771 (U)		0.709 (U)	
8/18/2021	1.02 (U)		0.642 (U)		
8/19/2021					0.227 (U)
2/9/2022		0.198 (U)	0.245 (U)		
2/10/2022	0.945 (U)			0.32 (U)	0.178 (U)
8/3/2022	0.455 (U)				0.263 (U)
8/4/2022		0.597 (U)	0.509 (U)	1.05 (U)	
1/26/2023		0.516 (U)	0.333 (U)	0.561 (U)	0.0906 (U)
2/1/2023	0.241 (U)				
8/10/2023			0.437 (U)	0.469 (U)	
8/11/2023		0.867 (U)			
8/12/2023	0.767 (U)				0.481 (U)

Confidence Interval

Constituent: Combined Radium 226 + 228 (pCi/L) Analysis Run 10/16/2024 4:05 PM View: Appendix IV

Plant Hammond Client: Southern Company Data: Hammond AP-1

	HGWC-8	HGWC-9	MW-19	MW-20	MW-24D
2/14/2024	0.529 (U)			0.341 (U)	
2/15/2024		0.461 (U)	0.459 (U)		0.5 (U)
8/7/2024	0.556 (U)	0.502 (U)		0.54 (U)	
8/8/2024			0.44 (U)		0.338 (U)
Mean	0.7832	0.6985	0.6373	0.6463	0.3893
Std. Dev.	0.2764	0.3327	0.3244	0.3628	0.3127
Upper Lim.	0.918	0.8607	0.8572	0.8921	0.5438
Lower Lim.	0.6485	0.5364	0.4175	0.4004	0.1867

Confidence Interval

Constituent: Combined Radium 226 + 228 (pCi/L) Analysis Run 10/16/2024 4:05 PM View: Appendix IV

Plant Hammond Client: Southern Company Data: Hammond AP-1

	MW-25D	MW-26D	MW-27D	MW-28D	MW-29
3/12/2019				0.926 (U)	1.37
3/13/2019		0.627 (U)	1.81		
3/14/2019	1.28 (U)				
4/2/2019				0.479 (U)	0.62 (U)
4/3/2019	0.662 (U)	0.205 (U)			
4/4/2019			1.33		
9/24/2019					0.675 (U)
9/26/2019		0.912 (U)	0.974 (U)	0.997 (U)	
9/27/2019	0.945 (U)				
3/2/2020					0.413 (U)
3/3/2020	1.36				
3/4/2020		1.27 (U)	1.12	1.31	
3/26/2020	0.793 (U)				
3/27/2020				1.59	
3/30/2020					0.885 (U)
3/31/2020		1.65			
4/2/2020			2.48		
9/16/2020					0.193 (U)
9/17/2020		0.42 (U)			
9/18/2020	1.17 (U)		1.13 (U)		
9/21/2020				1.39 (U)	
2/10/2021				0.201 (U)	
2/12/2021	1.17				
2/15/2021					1.17 (U)
2/16/2021		0.505 (U)	1.21		
3/12/2021			0.649 (U)		
3/15/2021				0.564 (U)	0.436 (U)
3/16/2021	0.742 (U)				
3/17/2021		0.165 (U)			
8/16/2021					0.208 (U)
8/17/2021		0.0468 (U)	1.06 (U)		
8/18/2021				0.876 (U)	
8/19/2021	0.935 (U)				
2/9/2022	0.754 (U)	0.0677 (U)			
2/10/2022			0.809 (U)	1.96 (U)	0.594 (U)
8/3/2022			0.685 (U)		0.581 (U)
8/4/2022	1.65	0.0273 (U)		0.84 (U)	
1/26/2023	1.1	0.386 (U)		0.821	0.793 (U)
1/27/2023			1.1		
8/10/2023	0.972				0.244 (U)
8/11/2023		0.55 (U)		2.66	
8/12/2023			0.645 (U)		
2/14/2024				0.79 (U)	0.0655 (U)
2/15/2024	0.938	0.418 (U)			
2/16/2024			1.31		
8/7/2024	1.38				
8/8/2024		0.524 (U)	0.461 (U)	2.82	0.393 (U)
Mean	1.057	0.5183	1.118	1.215	0.576
Std. Dev.	0.2791	0.4583	0.5076	0.7614	0.3655
Upper Lim.	1.246	0.7517	1.462	1.731	0.8237
Lower Lim.	0.8676	0.1876	0.7742	0.699	0.3283

Confidence Interval

Constituent: Combined Radium 226 + 228 (pCi/L) Analysis Run 10/16/2024 4:05 PM View: Appendix IV

Plant Hammond Client: Southern Company Data: Hammond AP-1

	MW-5	MW-6	MW-7
3/13/2019	0.621 (U)	2.07	1.23
4/3/2019	0.932 (U)	0.872 (U)	1.05 (U)
9/25/2019	0.798 (U)		
9/26/2019		0.745 (U)	0.947 (U)
3/2/2020	0.964 (U)		
3/3/2020		0.757 (U)	1.15
3/26/2020	1.1		
3/27/2020		0.758 (U)	
3/30/2020			0.83 (U)
9/17/2020	0.618 (U)		
9/21/2020		0.796 (U)	1.55 (U)
2/15/2021			0.892 (U)
2/16/2021	0.466 (U)	0.198 (U)	
3/15/2021			0.386 (U)
3/16/2021	1.22	0.727 (U)	
8/17/2021	0.304 (U)	0.557 (U)	0.183 (U)
2/8/2022			0.417 (U)
2/9/2022	0.567 (U)	0.619 (U)	
8/3/2022	0.63 (U)	0.543 (U)	
8/4/2022			1.18 (U)
1/26/2023	0.909	0.493 (U)	0.318 (U)
8/10/2023	0.599 (U)	0.839 (U)	0.239 (U)
2/14/2024		0.441 (U)	0.089 (U)
2/15/2024	0.463 (U)		
8/7/2024	0.584 (U)	0.606 (U)	
8/8/2024			0.382 (U)
Mean	0.7183	0.7347	0.7229
Std. Dev.	0.2576	0.4096	0.4586
Upper Lim.	0.8929	0.839	1.034
Lower Lim.	0.5438	0.493	0.4121

Confidence Interval

Constituent: Fluoride (mg/L) Analysis Run 10/16/2024 4:05 PM View: Appendix IV

Plant Hammond Client: Southern Company Data: Hammond AP-1

	HGWC-10	HGWC-11	HGWC-12	HGWC-13	HGWC-7
5/20/2016					0.0828 (J)
5/23/2016	0.0394 (J)	0.203 (J)	0.212 (J)	0.2587 (J)	
7/12/2016	0.15 (J)	0.44	0.31	0.53	0.2 (J)
9/1/2016	0.5	0.67	0.62	0.74	0.51
10/20/2016					0.4
10/24/2016	0.06 (J)	0.26 (J)	0.19 (J)	0.31	
12/6/2016					0.26 (J)
12/7/2016	0.44	0.55	0.73	1	
1/25/2017					0.24 (J)
1/26/2017	0.29 (J)	0.27 (J)	0.12 (J)	0.68	
3/21/2017					0.13 (J)
3/22/2017	0.34	0.66	0.44	0.76	
5/23/2017					0.11 (J)
5/24/2017	0.13 (J)	0.35	0.34	0.54	
10/3/2017	0.46	0.56	0.58	0.83	0.17 (J)
4/3/2018					<0.3
4/4/2018	<0.1	0.39	<0.3	0.65	
6/5/2018	<0.1	0.24 (J)		0.47	0.099 (J)
6/6/2018			0.21 (J)		
10/2/2018	0.17 (J)				<0.3
10/3/2018		0.31	0.15 (J)		
10/5/2018				0.77	
3/13/2019	0.17 (J)	0.51		0.78	0.12 (J)
3/14/2019			1.1		
4/2/2019					0.097 (J)
4/3/2019	0.082 (J)	0.43	0.3 (J)		
4/5/2019				0.83	
9/25/2019					0.1 (J)
9/26/2019				0.64	
9/27/2019	0.17 (J)	0.42	0.26 (J)		
3/3/2020	0.11 (J)	0.24 (J)	0.21 (J)		
3/4/2020				0.37	0.077 (J)
3/26/2020			0.17 (J)		
3/27/2020					0.059 (J)
3/30/2020				0.44	
3/31/2020		0.19 (J)			
4/1/2020	0.12 (J)				
6/17/2020					0.077 (J)
9/16/2020	<0.1				0.081 (J)
9/18/2020		0.15	0.15		
9/21/2020				0.44	
2/10/2021					0.085 (J)
2/12/2021		0.17	0.19		
2/15/2021	0.08 (J)				
2/22/2021				0.55	
3/12/2021	0.054 (J)				
3/15/2021					0.086 (J)
3/16/2021		0.21	0.2		
3/17/2021				0.65	
8/16/2021					0.084 (J)
8/17/2021	<0.1				
8/18/2021		0.21	0.15		

ND substitution: RL or RL/2 if <15% NDs.

Confidence Interval

Constituent: Fluoride (mg/L) Analysis Run 10/16/2024 4:05 PM View: Appendix IV

Plant Hammond Client: Southern Company Data: Hammond AP-1

	HGWC-10	HGWC-11	HGWC-12	HGWC-13	HGWC-7
8/19/2021				0.53	
2/9/2022	0.12	0.2	0.2		
2/10/2022				0.53	0.083 (J)
8/3/2022	0.13	0.22	0.21	0.55	0.11
8/11/2022					0.11
1/26/2023		0.2	0.21	0.4	
1/27/2023	0.16				0.1
7/17/2023				0.32	
8/10/2023	0.05 (J)	0.15	0.17		
8/12/2023				0.32	0.071 (J)
2/14/2024					0.081 (J)
2/15/2024	0.12	0.21	0.19		
2/16/2024				0.33	
8/7/2024	0.075 (J)	0.11	0.17		0.074 (J)
8/8/2024				0.38	
Mean	0.1563	0.3157	0.2938	0.5571	0.1378
Std. Dev.	0.1328	0.1612	0.2234	0.1921	0.1017
Upper Lim.	0.1677	0.3732	0.31	0.6469	0.15
Lower Lim.	0.08202	0.2304	0.17	0.4673	0.0828

Confidence Interval

Constituent: Fluoride (mg/L) Analysis Run 10/16/2024 4:05 PM View: Appendix IV

Plant Hammond Client: Southern Company Data: Hammond AP-1

	HGWC-8	HGWC-9	MW-19	MW-20	MW-24D
5/20/2016	0.499				
5/23/2016		<0.3			
7/12/2016	0.67	0.24 (J)			
9/1/2016	0.94	0.46			
10/20/2016	0.56	0.56			
12/6/2016	0.76	0.31			
1/25/2017	1.1				
1/26/2017		0.004 (J)			
3/21/2017	0.46				
3/22/2017		0.28 (J)			
5/23/2017	0.65	0.29 (J)			
10/3/2017	0.66	0.53			
4/3/2018	0.39	<0.3			
6/6/2018	0.46	0.12 (J)			
10/2/2018	0.51	0.031 (J)			
3/12/2019	0.58				
3/13/2019		0.14 (J)		0.072 (J)	0.074 (J)
3/14/2019			0.35		
4/2/2019				<0.1	
4/3/2019	0.63	0.14 (J)	0.19 (J)		
4/8/2019					0.048 (J)
9/24/2019	0.49				
9/25/2019				<0.1	
9/26/2019					0.18 (J)
9/27/2019		0.26 (J)	0.53		
3/2/2020				<0.1	
3/3/2020	0.45				
3/4/2020		0.08 (J)	0.096 (J)		0.051 (J)
3/26/2020			0.12 (J)		
3/27/2020	0.46			<0.1	
3/30/2020					0.064 (J)
3/31/2020		0.074 (J)			
6/16/2020	0.45				
9/16/2020	0.53				
9/17/2020		0.1		<0.1	
9/21/2020			0.17		<0.1
2/11/2021				<0.1	
2/12/2021			0.16		
2/16/2021	0.47	0.096 (J)			<0.1
3/15/2021	0.51			<0.1	
3/16/2021		0.098 (J)			
3/17/2021			0.18		<0.1
8/17/2021		0.095 (J)		<0.1	
8/18/2021	0.41		0.12		
8/19/2021					<0.1
2/9/2022		0.1	0.076 (J)		
2/10/2022	0.42			<0.1	0.051 (J)
8/3/2022	0.44				0.075 (J)
8/4/2022		0.13	0.18	0.074 (J)	
1/26/2023		0.11	0.098 (J)	0.081 (J)	0.083 (J)
2/1/2023	0.4				
7/13/2023	0.49				

ND substitution: RL or RL/2 if <15% NDs.

Confidence Interval

Constituent: Fluoride (mg/L) Analysis Run 10/16/2024 4:05 PM View: Appendix IV

Plant Hammond Client: Southern Company Data: Hammond AP-1

	HGWC-8	HGWC-9	MW-19	MW-20	MW-24D
8/10/2023			0.14	<0.1	
8/11/2023		0.12			
8/12/2023	0.59				0.08 (J)
2/14/2024	0.3			0.06 (J)	
2/15/2024		0.087 (J)	0.06 (J)		0.12
8/7/2024	0.37	0.084 (J)		<0.1	
8/8/2024			0.17		0.054 (J)
Mean	0.5396	0.1792	0.176	0.09247	0.08533
Std. Dev.	0.1687	0.1441	0.1194	0.01355	0.03431
Upper Lim.	0.6017	0.2203	0.2293	0.1	0.0936
Lower Lim.	0.4606	0.1011	0.1032	0.074	0.05441

ND substitution: RL or RL/2 if <15% NDs.

Confidence Interval

Constituent: Fluoride (mg/L) Analysis Run 10/16/2024 4:05 PM View: Appendix IV

Plant Hammond Client: Southern Company Data: Hammond AP-1

	MW-25D	MW-26D	MW-27D	MW-28D	MW-29
3/12/2019				0.24 (J)	0.07 (J)
3/13/2019		0.052 (J)	0.28 (J)		
3/14/2019	2.2				
4/2/2019				0.18 (J)	0.045 (J)
4/3/2019	1.6	0.044 (J)			
4/4/2019			0.26 (J)		
9/24/2019					0.18 (J)
9/26/2019		0.19 (J)	0.42	0.22 (J)	
9/27/2019	1.5				
3/2/2020					<0.1
3/3/2020	1.4				
3/4/2020		0.052 (J)	0.25 (J)	0.26 (J)	
3/26/2020	1.6				
3/27/2020				0.26 (J)	
3/30/2020					<0.1
3/31/2020		<0.3			
4/2/2020			0.24 (J)		
9/16/2020					<0.1
9/17/2020		0.069 (J)			
9/18/2020	1.6		0.22		
9/21/2020				0.1	
2/10/2021				0.16	
2/12/2021	1.6				
2/15/2021					<0.1
2/16/2021		0.071 (J)	0.25		
3/12/2021			0.24		
3/15/2021				0.24	<0.1
3/16/2021	1.7				
3/17/2021		0.072 (J)			
8/16/2021					<0.1
8/17/2021		0.075 (J)	0.24		
8/18/2021				0.14	
8/19/2021	1.5				
2/9/2022	1.7	0.092 (J)			
2/10/2022			0.25	0.22	<0.1
8/3/2022			0.27		0.069 (J)
8/4/2022	1.5	0.12		0.19	
1/26/2023	1.6	0.11		0.22	0.068 (J)
1/27/2023			0.3		
8/10/2023	1.5				<0.1
8/11/2023		0.083 (J)		0.26	
8/12/2023			0.26		
2/14/2024				0.16	0.058 (J)
2/15/2024	1.4	0.097 (J)			
2/16/2024			0.2		
8/7/2024	1.5				
8/8/2024		0.081 (J)	0.21	0.25	<0.1
Mean	1.593	0.09053	0.2593	0.2067	0.09267
Std. Dev.	0.1907	0.03913	0.05133	0.04952	0.03078
Upper Lim.	1.7	0.117	0.28	0.2402	0.18
Lower Lim.	1.4	0.06402	0.22	0.1731	0.068

ND substitution: RL or RL/2 if <15% NDs.

Confidence Interval

Constituent: Fluoride (mg/L) Analysis Run 10/16/2024 4:05 PM View: Appendix IV

Plant Hammond Client: Southern Company Data: Hammond AP-1

	MW-5	MW-6	MW-7
3/13/2019	0.1 (J)	0.19 (J)	0.069 (J)
4/3/2019	0.049 (J)	0.15 (J)	<0.1
9/25/2019	0.076 (J)		
9/26/2019		0.19 (J)	0.17 (J)
3/2/2020	0.065 (J)		
3/3/2020		0.062 (J)	<0.1
3/26/2020	0.082 (J)		
3/27/2020		<0.1	
3/30/2020			<0.1
9/17/2020	0.094 (J)		
9/21/2020		<0.1	<0.1
2/15/2021			<0.1
2/16/2021	0.051 (J)	0.059 (J)	
3/15/2021			<0.1
3/16/2021	<0.1	0.06 (J)	
8/17/2021	<0.1	0.055 (J)	<0.1
2/8/2022			<0.1
2/9/2022	0.056 (J)	0.059 (J)	
8/3/2022	0.094 (J)	0.085 (J)	
8/4/2022			0.078 (J)
1/26/2023	0.087 (J)	0.088 (J)	0.06 (J)
8/10/2023	0.066 (J)	0.053 (J)	<0.1
2/14/2024		0.076 (J)	0.053 (J)
2/15/2024	0.086 (J)		
8/7/2024	0.067 (J)	0.057 (J)	
8/8/2024			0.055 (J)
Mean	0.07153	0.0856	0.09233
Std. Dev.	0.01811	0.0493	0.02841
Upper Lim.	0.0838	0.15	0.17
Lower Lim.	0.05926	0.053	0.06

ND substitution: RL or RL/2 if <15% NDs.

Confidence Interval

Constituent: Lead (mg/L) Analysis Run 10/16/2024 4:05 PM View: Appendix IV

Plant Hammond Client: Southern Company Data: Hammond AP-1

	HGWC-10	HGWC-11	HGWC-12	HGWC-13	HGWC-7
5/20/2016					<0.001
5/23/2016	<0.001	<0.001	<0.001	<0.001	
7/12/2016	<0.001	<0.001	<0.001	<0.001	<0.001
9/1/2016	<0.001	<0.001	<0.001	<0.001	<0.001
10/20/2016					<0.001
10/24/2016	<0.001	<0.001	<0.001	<0.001	
12/6/2016					0.0001 (J)
12/7/2016	<0.001	<0.001	<0.001	<0.001	
1/25/2017					0.0001 (J)
1/26/2017	<0.001	<0.001	<0.001	<0.001	
3/21/2017					9E-05 (J)
3/22/2017	<0.001	0.0003 (J)	<0.001	7E-05 (J)	
5/23/2017					8E-05 (J)
5/24/2017	<0.001	9E-05 (J)	<0.001	<0.001	
4/3/2018					<0.001
4/4/2018	<0.001	<0.001	<0.001	<0.001	
3/13/2019	<0.001	<0.001		<0.001	<0.001
3/14/2019			<0.001		
3/3/2020	<0.001	0.00021 (J)	5.6E-05 (J)		
3/4/2020				0.00014 (J)	0.00051 (J)
3/26/2020			0.00043 (J)		
3/27/2020					5.4E-05 (J)
3/30/2020				0.0001 (J)	
3/31/2020		0.0003 (J)			
4/1/2020	5E-05 (J)				
9/16/2020	<0.001				0.0002 (J)
9/18/2020		6E-05 (J)	9.6E-05 (J)		
9/21/2020				0.00015 (J)	
2/10/2021					0.00056 (J)
2/12/2021		<0.001	6.7E-05 (J)		
2/15/2021	<0.001				
2/22/2021				0.00018 (J)	
3/12/2021	<0.001				
3/15/2021					0.0013
3/16/2021		9.9E-05 (J)	8.9E-05 (J)		
3/17/2021				0.00015 (J)	
8/16/2021					<0.001
8/17/2021	<0.001				
8/18/2021		<0.001	<0.001		
8/19/2021				<0.001	
2/9/2022	<0.001	<0.001	<0.001		
2/10/2022				<0.001	<0.001
8/3/2022	<0.001	<0.001	<0.001	<0.001	<0.001
8/11/2022					<0.001
1/26/2023		<0.001	<0.001	<0.001	
1/27/2023	<0.001				<0.001
7/17/2023				<0.001	
8/10/2023	<0.001	<0.001	<0.001		
8/12/2023				<0.001	<0.001
2/14/2024					<0.001
2/15/2024	<0.001	<0.001	<0.001		
2/16/2024				<0.001	

ND substitution: RL or RL/2 if <15% NDs.

Confidence Interval

Constituent: Lead (mg/L) Analysis Run 10/16/2024 4:05 PM View: Appendix IV

Plant Hammond Client: Southern Company Data: Hammond AP-1

	HGWC-10	HGWC-11	HGWC-12	HGWC-13	HGWC-7
8/7/2024	<0.001	<0.001	<0.001		<0.001
8/8/2024				<0.001	
Mean	0.0009568	0.0007754	0.0008063	0.0007735	0.0007389
Std. Dev.	0.0002025	0.0003791	0.0003721	0.0003903	0.0004148
Upper Lim.	0.001	0.001	0.001	0.001	0.001
Lower Lim.	5E-05	0.0003	0.00043	0.00018	0.0002

ND substitution: RL or RL/2 if <15% NDs.

Confidence Interval

Constituent: Lead (mg/L) Analysis Run 10/16/2024 4:05 PM View: Appendix IV

Plant Hammond Client: Southern Company Data: Hammond AP-1

	HGWC-8	HGWC-9	MW-19	MW-20	MW-24D
5/20/2016	<0.001				
5/23/2016		<0.001			
7/12/2016	<0.001	<0.001			
9/1/2016	<0.001	<0.001			
10/20/2016	<0.001	<0.001			
12/6/2016	<0.001	0.0002 (J)			
1/25/2017	<0.001				
1/26/2017		0.0001 (J)			
3/21/2017	<0.001				
3/22/2017		<0.001			
5/23/2017	<0.001	0.0001 (J)			
4/3/2018	<0.001	<0.001			
3/12/2019	<0.001				
3/13/2019		<0.001		<0.001	<0.001
3/14/2019			<0.001		
3/2/2020				0.00017 (J)	
3/3/2020	0.00013 (J)				
3/4/2020		8.4E-05 (J)	0.00011 (J)		0.00019 (J)
3/26/2020			<0.001		
3/27/2020	<0.001			0.00013 (J)	
3/30/2020					6.4E-05 (J)
3/31/2020		0.00014 (J)			
9/16/2020	0.0002 (J)				
9/17/2020		0.00022 (J)		<0.001	
9/21/2020			8.5E-05 (J)		4.2E-05 (J)
2/11/2021				3.9E-05 (J)	
2/12/2021			7.1E-05 (J)		
2/16/2021	8.6E-05 (J)	0.0002 (J)			0.00012 (J)
3/15/2021	0.00011 (J)			0.0001 (J)	
3/16/2021		0.00027 (J)			
3/17/2021			3.8E-05 (J)		4E-05 (J)
8/17/2021		<0.001		<0.001	
8/18/2021	<0.001		<0.001		
8/19/2021					<0.001
2/9/2022		<0.001	<0.001		
2/10/2022	<0.001			<0.001	<0.001
8/3/2022	<0.001				<0.001
8/4/2022		<0.001	<0.001	<0.001	
1/26/2023		<0.001	<0.001	<0.001	<0.001
2/1/2023	<0.001				
7/13/2023	0.00013 (J)				
8/10/2023			<0.001	<0.001	
8/11/2023		<0.001			
8/12/2023	<0.001				<0.001
2/14/2024	<0.001			<0.001	
2/15/2024		<0.001	<0.001		<0.001
8/7/2024	<0.001	<0.001		<0.001	
8/8/2024			<0.001		<0.001
Mean	0.0008111	0.0006961	0.0007157	0.0007261	0.0006505
Std. Dev.	0.0003669	0.0004133	0.0004441	0.0004286	0.0004617
Upper Lim.	0.001	0.001	0.001	0.001	0.001
Lower Lim.	0.0002	0.0002	7.1E-05	0.0001	4.2E-05

ND substitution: RL or RL/2 if <15% NDs.

Confidence Interval

Constituent: Lead (mg/L) Analysis Run 10/16/2024 4:05 PM View: Appendix IV

Plant Hammond Client: Southern Company Data: Hammond AP-1

	MW-26D	MW-27D	MW-28D	MW-29	MW-5
3/12/2019			<0.001	<0.001	
3/13/2019	<0.001	<0.001			<0.001
3/2/2020				9E-05 (J)	4.7E-05 (J)
3/4/2020	<0.001	<0.001	0.001 (J)		
3/26/2020					<0.001
3/27/2020			6.2E-05 (J)		
3/30/2020				0.00011 (J)	
3/31/2020	0.0001 (J)				
4/2/2020		0.00013 (J)			
9/16/2020				<0.001	
9/17/2020	<0.001				<0.001
9/18/2020		<0.001			
9/21/2020			0.00018 (J)		
2/10/2021			0.00044 (J)		
2/15/2021				5.2E-05 (J)	
2/16/2021	8E-05 (J)	0.00043 (J)			<0.001
3/12/2021		<0.001			
3/15/2021			0.00034 (J)	<0.001	
3/16/2021					<0.001
3/17/2021	<0.001				
8/16/2021				<0.001	
8/17/2021	<0.001	<0.001			<0.001
8/18/2021			<0.001		
2/9/2022	<0.001				<0.001
2/10/2022		<0.001	<0.001	<0.001	
8/3/2022		<0.001		<0.001	<0.001
8/4/2022	<0.001		<0.001		
1/26/2023	<0.001		<0.001	<0.001	<0.001
1/27/2023		<0.001			
8/10/2023				<0.001	<0.001
8/11/2023	<0.001		<0.001		
8/12/2023		<0.001			
2/14/2024			<0.001	<0.001	
2/15/2024	<0.001				<0.001
2/16/2024		<0.001			
8/7/2024					<0.001
8/8/2024	<0.001	<0.001	<0.001	<0.001	
Mean	0.00086	0.0008892	0.0007709	0.0007886	0.0009267
Std. Dev.	0.0003418	0.0002772	0.0003673	0.0004019	0.0002643
Upper Lim.	0.001	0.001	0.001	0.001	0.001
Lower Lim.	0.0001	0.00043	0.00018	9E-05	4.7E-05

ND substitution: RL or RL/2 if <15% NDs.

Confidence Interval

Constituent: Lead (mg/L) Analysis Run 10/16/2024 4:05 PM View: Appendix IV

Plant Hammond Client: Southern Company Data: Hammond AP-1

	MW-6	MW-7
3/13/2019	<0.001	<0.001
3/3/2020	0.00013 (J)	6.2E-05 (J)
3/27/2020	<0.001	
3/30/2020		<0.001
9/21/2020	0.00026 (J)	<0.001
2/15/2021		<0.001
2/16/2021	8.4E-05 (J)	
3/15/2021		<0.001
3/16/2021	3.6E-05 (J)	
8/17/2021	<0.001	<0.001
2/8/2022		<0.001
2/9/2022	<0.001	
8/3/2022	<0.001	
8/4/2022		<0.001
1/26/2023	<0.001	<0.001
8/10/2023	<0.001	<0.001
2/14/2024	<0.001	<0.001
8/7/2024	<0.001	
8/8/2024		<0.001
Mean	0.0007315	0.0009278
Std. Dev.	0.0004219	0.0002602
Upper Lim.	0.001	0.001
Lower Lim.	8.4E-05	6.2E-05

ND substitution: RL or RL/2 if <15% NDs.

Confidence Interval

Constituent: Lithium (mg/L) Analysis Run 10/16/2024 4:05 PM View: Appendix IV

Plant Hammond Client: Southern Company Data: Hammond AP-1

	HGWC-12	HGWC-13	HGWC-7	HGWC-8	HGWC-9
5/20/2016			<0.03	<0.03	
5/23/2016	0.0107 (J)	0.0422 (J)			<0.03
7/12/2016	0.0113 (J)	0.0366 (J)	0.0021 (J)	0.0023 (J)	0.004 (J)
9/1/2016	0.0118 (J)	0.04 (J)	0.0025 (J)	0.0029 (J)	0.0044 (J)
10/20/2016			0.0021 (J)	0.0027 (J)	0.0027 (J)
10/24/2016	0.0114 (J)	0.0435 (J)			
12/6/2016			0.0026 (J)	0.0032 (J)	0.005 (J)
12/7/2016	0.0155 (J)	0.0477 (J)			
1/25/2017			0.0024 (J)	0.0026 (J)	
1/26/2017	0.0099 (J)	0.0342 (J)			0.0042 (J)
3/21/2017			0.0026 (J)	0.0029 (J)	
3/22/2017	0.0098 (J)	0.0353 (J)			0.0043 (J)
5/23/2017			0.0026 (J)	0.0029 (J)	0.0048 (J)
5/24/2017	0.0105 (J)	0.0317 (J)			
4/3/2018			0.0023 (J)	0.0025 (J)	0.0043 (J)
4/4/2018	0.008 (J)	0.031 (J)			
6/5/2018		0.031 (J)	0.0022 (J)		
6/6/2018	0.0095 (J)			0.0023 (J)	0.0043 (J)
10/2/2018			0.003 (J)	0.0025 (J)	0.004 (J)
10/3/2018	0.0083 (J)				
10/5/2018		0.027 (J)			
3/12/2019				0.0025 (J)	
3/13/2019		0.029 (J)	0.0024 (J)		0.004 (J)
3/14/2019	0.0058 (J)				
4/2/2019			0.002 (J)		
4/3/2019	0.0066 (J)			0.0025 (J)	0.004 (J)
4/5/2019		0.023 (J)			
9/24/2019				0.0024 (J)	
9/25/2019			0.0019 (J)		
9/26/2019		0.035			
9/27/2019	0.011 (J)				0.0044 (J)
3/3/2020	0.0063 (J)			0.0028 (J)	
3/4/2020		0.041	0.0034 (J)		0.004 (J)
3/26/2020	0.0063 (J)				
3/27/2020			0.002 (J)	0.0026 (J)	
3/30/2020		0.038			
3/31/2020					0.0043 (J)
9/16/2020			0.0026 (J)	0.0033 (J)	
9/17/2020					0.004 (J)
9/18/2020	0.01 (J)				
9/21/2020		0.028 (J)			
2/10/2021			0.0032 (J)		
2/12/2021	0.0094 (J)				
2/16/2021				0.0027 (J)	0.0045 (J)
2/22/2021		0.032			
3/15/2021			0.0038 (J)	0.0029 (J)	
3/16/2021	0.0081 (J)				0.0046 (J)
3/17/2021		0.031			
8/16/2021			0.0025 (J)		
8/17/2021					0.004 (J)
8/18/2021	0.0099 (J)			0.0029 (J)	
8/19/2021		0.028 (J)			

ND substitution: RL or RL/2 if <15% NDs.

Confidence Interval

Constituent: Lithium (mg/L) Analysis Run 10/16/2024 4:05 PM View: Appendix IV

Plant Hammond Client: Southern Company Data: Hammond AP-1

	HGWC-12	HGWC-13	HGWC-7	HGWC-8	HGWC-9
2/9/2022	0.01 (J)				0.0041 (J)
2/10/2022		0.031	0.0022 (J)	0.003 (J)	
8/3/2022	0.0068 (J)	0.029 (J)	0.0019 (J)	0.0026 (J)	
8/4/2022					0.0036 (J)
8/11/2022			0.0019 (J)		
1/26/2023	0.0058 (J)	0.04			0.0032 (J)
1/27/2023			0.0018 (J)		
2/1/2023				0.0015 (J)	
7/13/2023				0.0015 (J)	
7/17/2023		0.048			
8/10/2023	0.0075 (J)				
8/11/2023					0.0035 (J)
8/12/2023		0.051	0.0023 (J)	0.0014 (J)	
2/14/2024			0.0016 (J)	<0.03	
2/15/2024	0.008 (J)				0.0031 (J)
2/16/2024		0.052			
8/7/2024	0.0089 (J)		0.0026 (J)	<0.03	0.003 (J)
8/8/2024		0.052			
Mean	0.009119	0.0366	0.00287	0.003941	0.004435
Std. Dev.	0.002243	0.008273	0.002475	0.004011	0.002224
Upper Lim.	0.01021	0.04055	0.0026	0.003	0.0044
Lower Lim.	0.008026	0.03265	0.002	0.0025	0.0036

ND substitution: RL or RL/2 if <15% NDs.

Confidence Interval

Constituent: Lithium (mg/L) Analysis Run 10/16/2024 4:05 PM View: Appendix IV

Plant Hammond Client: Southern Company Data: Hammond AP-1

	MW-19	MW-20	MW-24D	MW-25D	MW-26D
3/13/2019		0.0016 (J)	0.0029 (J)		0.0033 (J)
3/14/2019	0.0089 (J)			0.05	
4/2/2019		0.0015 (J)			
4/3/2019	0.0061 (J)			0.047 (J)	0.0034 (J)
4/8/2019			0.0027 (J)		
9/25/2019		<0.03			
9/26/2019			0.003 (J)		0.0041 (J)
9/27/2019	0.013 (J)			0.047	
3/2/2020		0.00082 (J)			
3/3/2020				0.05	
3/4/2020	0.01 (J)		0.0026 (J)		0.03 (J)
3/26/2020	0.013 (J)			0.054	
3/27/2020		0.0012 (J)			
3/30/2020			0.0027 (J)		
3/31/2020					0.0036 (J)
9/17/2020		<0.03			0.0032 (J)
9/18/2020				0.046	
9/21/2020	0.013 (J)		0.0024 (J)		
2/11/2021		0.001 (J)			
2/12/2021	0.012 (J)			0.045	
2/16/2021			0.0028 (J)		0.0038 (J)
3/15/2021		0.0011 (J)			
3/16/2021				0.049	
3/17/2021	0.012 (J)		0.0027 (J)		0.004 (J)
8/17/2021		0.00091 (J)			0.0036 (J)
8/18/2021	0.014 (J)				
8/19/2021			0.0027 (J)	0.046	
2/9/2022	0.0067 (J)			0.048	0.0039 (J)
2/10/2022		0.00099 (J)	0.0029 (J)		
8/3/2022			0.0024 (J)		
8/4/2022	0.013 (J)	0.00075 (J)		0.04	0.0033 (J)
1/26/2023	0.0038 (J)	<0.03	0.0025 (J)	0.036	0.0031 (J)
8/10/2023	0.011 (J)	<0.03		0.038	
8/11/2023					0.0029 (J)
8/12/2023			0.003 (J)		
2/14/2024		<0.03			
2/15/2024	<0.03		0.0031 (J)	0.038	0.0035 (J)
8/7/2024		<0.03		0.04	
8/8/2024	0.011 (J)		0.0029 (J)		0.0037 (J)
Mean	0.01083	0.01266	0.002753	0.04493	0.005293
Std. Dev.	0.003189	0.01466	0.0002167	0.005311	0.006843
Upper Lim.	0.01299	0.03	0.0029	0.04853	0.004
Lower Lim.	0.008673	0.00091	0.002606	0.04133	0.0032

ND substitution: RL or RL/2 if <15% NDs.

Confidence Interval

Constituent: Lithium (mg/L) Analysis Run 10/16/2024 4:05 PM View: Appendix IV

Plant Hammond Client: Southern Company Data: Hammond AP-1

	MW-27D	MW-28D	MW-29
3/12/2019		0.011 (J)	0.0024 (J)
3/13/2019	0.0097 (J)		
4/2/2019		0.0052 (J)	0.0021 (J)
4/4/2019	0.0069 (J)		
9/24/2019			0.0022 (J)
9/26/2019	0.0055 (J)	0.0055 (J)	
3/2/2020			0.0025 (J)
3/4/2020	0.0047 (J)	0.015 (J)	
3/27/2020		0.014 (J)	
3/30/2020			0.0023 (J)
4/2/2020	0.0068 (J)		
9/16/2020			0.0021 (J)
9/18/2020	0.0084 (J)		
9/21/2020		0.0053 (J)	
2/10/2021		0.0092 (J)	
2/15/2021			0.0024 (J)
2/16/2021	0.0078 (J)		
3/12/2021	0.009 (J)		
3/15/2021		0.013 (J)	0.0022 (J)
8/16/2021			0.0021 (J)
8/17/2021	0.0079 (J)		
8/18/2021		0.0086 (J)	
2/10/2022	0.0086 (J)	0.014 (J)	0.0023 (J)
8/3/2022	0.0063 (J)		0.0018 (J)
8/4/2022		0.0088 (J)	
1/26/2023		0.011 (J)	0.0019 (J)
1/27/2023	0.0072 (J)		
8/10/2023			0.0019 (J)
8/11/2023		0.016 (J)	
8/12/2023	0.0072 (J)		
2/14/2024		0.0078 (J)	0.0021 (J)
2/16/2024	0.011 (J)		
8/8/2024	0.011 (J)	0.017 (J)	0.0019 (J)
Mean	0.007867	0.01076	0.002147
Std. Dev.	0.001816	0.003951	0.00021
Upper Lim.	0.009097	0.01344	0.002289
Lower Lim.	0.006636	0.008082	0.002004

Confidence Interval

Constituent: Mercury (mg/L) Analysis Run 10/16/2024 4:05 PM View: Appendix IV

Plant Hammond Client: Southern Company Data: Hammond AP-1

	HGWC-10	HGWC-11	HGWC-13	HGWC-9	MW-25D
5/23/2016	<0.0002	<0.0002	<0.0002	<0.0002	
7/12/2016	<0.0002	<0.0002	<0.0002	<0.0002	
9/1/2016	<0.0002	<0.0002	<0.0002	<0.0002	
10/20/2016				<0.0002	
10/24/2016	<0.0002	<0.0002	<0.0002		
12/6/2016				<0.0002	
12/7/2016	<0.0002	<0.0002	<0.0002		
1/26/2017	5E-05 (J)	5E-05 (J)	4E-05 (J)	4E-05 (J)	
3/22/2017	<0.0002	<0.0002	<0.0002	<0.0002	
5/23/2017				<0.0002	
5/24/2017	<0.0002	<0.0002	5E-05 (J)		
4/3/2018				<0.0002	
4/4/2018	<0.0002	<0.0002	<0.0002		
3/13/2019	<0.0002	<0.0002	<0.0002	<0.0002	
3/14/2019					<0.0002
3/3/2020	<0.0002	<0.0002			<0.0002
3/4/2020			<0.0002	<0.0002	
2/12/2021		<0.0002			<0.0002
2/15/2021	<0.0002				
2/16/2021				<0.0002	
2/22/2021			<0.0002		
2/9/2022	<0.0002	<0.0002		<0.0002	<0.0002
2/10/2022			<0.0002		
8/3/2022	<0.0002	<0.0002	<0.0002		
8/4/2022				<0.0002	<0.0002
1/26/2023		<0.0002	<0.0002	<0.0002	<0.0002
1/27/2023	<0.0002				
7/17/2023			<0.0002		
8/10/2023	<0.0002	<0.0002			0.00013 (J)
8/11/2023				<0.0002	
8/12/2023			<0.0002		
2/15/2024	<0.0002	<0.0002		<0.0002	<0.0002
2/16/2024			<0.0002		
8/7/2024	<0.0002	<0.0002		<0.0002	<0.0002
8/8/2024			<0.0002		
Mean	0.0001917	0.0001917	0.0001837	0.0001911	0.0001922
Std. Dev.	3.536E-05	3.536E-05	4.89E-05	3.771E-05	2.333E-05
Upper Lim.	0.0002	0.0002	0.0002	0.0002	0.0002
Lower Lim.	5E-05	5E-05	5E-05	4E-05	0.00013

ND substitution: RL or RL/2 if <15% NDs.

Confidence Interval

Constituent: Mercury (mg/L) Analysis Run 10/16/2024 4:05 PM View: Appendix IV

Plant Hammond Client: Southern Company Data: Hammond AP-1

	MW-29
3/12/2019	<0.0002
3/2/2020	<0.0002
2/15/2021	<0.0002
2/10/2022	<0.0002
8/3/2022	<0.0002
1/26/2023	<0.0002
8/10/2023	0.00017 (J)
2/14/2024	<0.0002
8/8/2024	<0.0002
Mean	0.0001967
Std. Dev.	1E-05
Upper Lim.	0.0002
Lower Lim.	0.00017

ND substitution: RL or RL/2 if <15% NDs.

Confidence Interval

Constituent: Molybdenum (mg/L) Analysis Run 10/16/2024 4:05 PM View: Appendix IV

Plant Hammond Client: Southern Company Data: Hammond AP-1

	HGWC-10	HGWC-11	HGWC-12	HGWC-13	HGWC-7
5/20/2016					0.028
5/23/2016	<0.01	0.0164	0.0413 (J)	0.027	
7/12/2016	0.0013 (J)	0.0251	0.0484	0.0316	0.0273
9/1/2016	<0.01	0.0259	0.0474	0.0336	0.0274
10/20/2016					0.036
10/24/2016	<0.01	0.0293	0.047	0.0352	
12/6/2016					0.0365
12/7/2016	<0.01	0.0209	0.0432	0.0383	
1/25/2017					0.0317
1/26/2017	<0.01	0.0277	0.0484	0.041	
3/21/2017					0.0346
3/22/2017	0.0013 (J)	0.011	0.0494	0.0426	
5/23/2017					0.0336
5/24/2017	0.0014 (J)	0.0373	0.047	0.04	
4/3/2018					0.032
4/4/2018	<0.01	0.013	0.052	0.027	
6/5/2018	<0.01	0.029		0.027	0.036
6/6/2018			0.054		
10/2/2018	<0.01				0.039
10/3/2018		0.02	0.054		
10/5/2018				0.033	
3/13/2019	<0.01	0.012		0.033	0.04
3/14/2019			0.046		
4/2/2019					0.041
4/3/2019	0.0021 (J)	0.01	0.049		
4/5/2019				0.03	
9/25/2019					0.047
9/26/2019				0.026	
9/27/2019	0.0014 (J)	0.016	0.052		
3/3/2020	<0.01	0.011	0.045		
3/4/2020				0.03	0.045
3/26/2020			0.045		
3/27/2020					0.044
3/30/2020				0.029	
3/31/2020		0.0074 (J)			
4/1/2020	<0.01				
6/17/2020					0.048
9/16/2020	0.0014 (J)				0.046
9/18/2020		0.032	0.046		
9/21/2020				0.032	
2/10/2021					0.051
2/12/2021		0.023	0.048		
2/15/2021	<0.01				
2/22/2021				0.036	
3/12/2021	0.0007 (J)				
3/15/2021					0.047
3/16/2021		0.015	0.044		
3/17/2021				0.035	
8/16/2021					0.045
8/17/2021	0.0012 (J)				
8/18/2021		0.038	0.045		
8/19/2021				0.032	

ND substitution: RL or RL/2 if <15% NDs.

Confidence Interval

Constituent: Molybdenum (mg/L) Analysis Run 10/16/2024 4:05 PM View: Appendix IV

Plant Hammond Client: Southern Company Data: Hammond AP-1

	HGWC-10	HGWC-11	HGWC-12	HGWC-13	HGWC-7
2/9/2022	<0.01	0.03	0.042		
2/10/2022				0.033	0.045
8/3/2022	0.00079 (J)	0.027	0.047	0.035	0.038
8/11/2022					0.044
1/26/2023		0.022	0.048	0.023	
1/27/2023	<0.01				0.039
7/17/2023				0.017	
8/10/2023	0.0014 (J)	0.014	0.05		
8/12/2023				0.016	0.033
2/14/2024					0.028
2/15/2024	<0.01	0.029	0.046		
2/16/2024				0.013	
8/7/2024	0.0012 (J)	0.01 (J)	0.044		0.03
8/8/2024				0.011	
Mean	0.006315	0.02123	0.04727	0.0299	0.03833
Std. Dev.	0.004394	0.008906	0.003322	0.008133	0.007094
Upper Lim.	0.01	0.02557	0.04889	0.03378	0.04164
Lower Lim.	0.0014	0.01689	0.04565	0.02602	0.03501

ND substitution: RL or RL/2 if <15% NDs.

Confidence Interval

Constituent: Molybdenum (mg/L) Analysis Run 10/16/2024 4:05 PM View: Appendix IV

Plant Hammond Client: Southern Company Data: Hammond AP-1

	HGWC-8	HGWC-9	MW-19	MW-24D	MW-25D
5/20/2016	0.446				
5/23/2016		0.0187			
7/12/2016	0.455	0.0229			
9/1/2016	0.481	0.0239			
10/20/2016	0.472	0.477			
12/6/2016	0.52	0.0236			
1/25/2017	0.478				
1/26/2017		0.0234			
3/21/2017	0.547				
3/22/2017		0.0219			
5/23/2017	0.482	0.0242			
4/3/2018	0.44	0.025			
6/6/2018	0.49	0.027			
10/2/2018	0.47	0.028			
3/12/2019	0.5				
3/13/2019		0.028		<0.01	
3/14/2019			0.057		0.0022 (J)
4/3/2019	0.5	0.03	0.04		<0.01
4/8/2019				0.00027 (J)	
9/24/2019	0.54				
9/26/2019				<0.01	
9/27/2019		0.033	0.063		<0.01
3/3/2020	0.44				<0.01
3/4/2020		0.031	0.032	<0.01	
3/26/2020			0.033		<0.01
3/27/2020	0.42				
3/30/2020				<0.01	
3/31/2020		0.031			
6/16/2020	0.45				
9/16/2020	0.43				
9/17/2020		0.03			
9/18/2020					0.00094 (J)
9/21/2020			0.064	0.00099 (J)	
2/12/2021			0.046		<0.01
2/16/2021	0.46	0.035		0.00096 (J)	
3/15/2021	0.41				
3/16/2021		0.035			<0.01
3/17/2021			0.043	0.001 (J)	
8/17/2021		0.035			
8/18/2021	0.48		0.032		
8/19/2021				0.00087 (J)	<0.01
2/9/2022		0.034	0.011		<0.01
2/10/2022	0.34			0.0008 (J)	
8/3/2022	0.29			0.00095 (J)	
8/4/2022		0.033	0.039		<0.01
1/26/2023		0.021	0.012	0.0012 (J)	<0.01
2/1/2023	0.29				
7/13/2023	0.3				
8/10/2023			0.033		<0.01
8/11/2023		0.03			
8/12/2023	0.34			0.0019 (J)	
2/14/2024	0.18				

ND substitution: RL or RL/2 if <15% NDs.

Confidence Interval

Constituent: Molybdenum (mg/L) Analysis Run 10/16/2024 4:05 PM View: Appendix IV

Plant Hammond Client: Southern Company Data: Hammond AP-1

	HGWC-8	HGWC-9	MW-19	MW-24D	MW-25D
2/15/2024		0.01	<0.01	0.0085 (J)	<0.01
8/7/2024	0.28	0.015			<0.01
8/8/2024			0.046	0.0016 (J)	
Mean	0.4261	0.0441	0.03707	0.003936	0.008876
Std. Dev.	0.09037	0.08852	0.01777	0.004249	0.002976
Upper Lim.	0.471	0.033	0.04911	0.01	0.01
Lower Lim.	0.3963	0.0234	0.02502	0.00087	0.0022

ND substitution: RL or RL/2 if <15% NDs.

Confidence Interval

Constituent: Molybdenum (mg/L) Analysis Run 10/16/2024 4:05 PM View: Appendix IV

Plant Hammond Client: Southern Company Data: Hammond AP-1

	MW-26D	MW-27D	MW-28D	MW-29	MW-6
3/12/2019			0.013	0.0038 (J)	
3/13/2019	<0.01	<0.01			0.0021 (J)
4/2/2019			0.028	0.0028 (J)	
4/3/2019	0.0083 (J)				0.0021 (J)
4/4/2019		0.0018 (J)			
9/24/2019				0.0021 (J)	
9/26/2019	0.017	0.0042 (J)	0.017		0.0026 (J)
11/25/2019	0.02				
3/2/2020				0.0025 (J)	
3/3/2020					0.0022 (J)
3/4/2020	0.0074 (J)	0.0058 (J)	0.009 (J)		
3/27/2020			0.0068 (J)		0.0026 (J)
3/30/2020				0.0029 (J)	
3/31/2020	0.0093 (J)				
4/2/2020		0.003 (J)			
9/16/2020				0.0021 (J)	
9/17/2020	0.014				
9/18/2020		0.0018 (J)			
9/21/2020			0.018		0.0025 (J)
2/10/2021			0.02		
2/15/2021				0.0029 (J)	
2/16/2021	0.022	0.0019 (J)			0.0025 (J)
3/12/2021		0.0008 (J)			
3/15/2021			0.013	0.0031 (J)	
3/16/2021					0.0023 (J)
3/17/2021	0.023				
8/16/2021				0.0027 (J)	
8/17/2021	0.024	0.0016 (J)			0.0027 (J)
8/18/2021			0.022		
2/9/2022	0.028				0.0026 (J)
2/10/2022		0.0017 (J)	0.0031 (J)	0.0036 (J)	
8/3/2022		0.002 (J)		0.0032 (J)	0.0028 (J)
8/4/2022	0.028		0.011		
1/26/2023	0.028		0.0025 (J)	0.0029 (J)	0.0029 (J)
1/27/2023		0.0014 (J)			
8/10/2023				0.003 (J)	0.0026 (J)
8/11/2023	0.014		0.0011 (J)		
8/12/2023		0.0019 (J)			
2/14/2024			0.0053 (J)	0.002 (J)	0.0025 (J)
2/15/2024	0.025				
2/16/2024		0.0052 (J)			
8/7/2024					0.0031 (J)
8/8/2024	0.023	0.0052 (J)	0.0014 (J)	0.0038 (J)	
Mean	0.0185	0.002887	0.01141	0.002893	0.00254
Std. Dev.	0.007896	0.001693	0.008283	0.00057	0.0002823
Upper Lim.	0.02364	0.003791	0.01703	0.00328	0.002731
Lower Lim.	0.01336	0.001678	0.005801	0.002507	0.002349

ND substitution: RL or RL/2 if <15% NDs.

Confidence Interval

Constituent: Molybdenum (mg/L) Analysis Run 10/16/2024 4:05 PM View: Appendix IV

Plant Hammond Client: Southern Company Data: Hammond AP-1

	MW-7
3/13/2019	<0.01
4/3/2019	<0.01
9/26/2019	0.0033 (J)
3/3/2020	<0.01
3/30/2020	<0.01
9/21/2020	0.0015 (J)
2/15/2021	0.0015 (J)
3/15/2021	0.0015 (J)
8/17/2021	0.003 (J)
2/8/2022	0.0012 (J)
8/4/2022	0.0014 (J)
1/26/2023	<0.01
8/10/2023	0.0022 (J)
2/14/2024	<0.01
8/8/2024	0.0021 (J)
Mean	0.00518
Std. Dev.	0.004113
Upper Lim.	0.01
Lower Lim.	0.0014

ND substitution: RL or RL/2 if <15% NDs.

Confidence Interval

Constituent: Selenium (mg/L) Analysis Run 10/16/2024 4:05 PM View: Appendix IV

Plant Hammond Client: Southern Company Data: Hammond AP-1

	HGWC-10	HGWC-11	HGWC-12	HGWC-13	HGWC-8
5/20/2016					<0.005
5/23/2016	<0.005	0.0106	<0.005	<0.005	
7/12/2016	<0.005	0.0057 (J)	<0.005	<0.005	<0.005
9/1/2016	<0.005	0.0057 (J)	<0.005	<0.005	<0.005
10/20/2016					<0.005
10/24/2016	<0.005	0.0021 (J)	<0.005	<0.005	
12/6/2016					0.0024 (J)
12/7/2016	<0.005	0.0015 (J)	0.0011 (J)	<0.005	
1/25/2017					<0.005
1/26/2017	0.0041 (J)	0.0062 (J)	<0.005	<0.005	
3/21/2017					<0.005
3/22/2017	<0.005	0.0263	<0.005	<0.005	
5/23/2017					<0.005
5/24/2017	<0.005	0.0038 (J)	<0.005	<0.005	
4/3/2018					<0.005
4/4/2018	<0.005	0.021	<0.005	<0.005	
6/5/2018	<0.005	0.0062 (J)		<0.005	
6/6/2018			<0.005		<0.005
10/2/2018	0.0023 (J)				<0.005
10/3/2018		0.009 (J)	<0.005		
10/5/2018				<0.005	
3/12/2019					<0.005
3/13/2019	0.0015 (J)	0.023		<0.005	
3/14/2019			<0.005		
4/3/2019	<0.005	0.016	<0.005		<0.005
4/5/2019				0.00018 (J)	
9/24/2019					<0.005
9/26/2019				<0.005	
9/27/2019	<0.005	0.013	<0.005		
3/3/2020	<0.005	0.016	<0.005		<0.005
3/4/2020				<0.005	
3/26/2020			<0.005		
3/27/2020					<0.005
3/30/2020				<0.005	
3/31/2020		0.019			
4/1/2020	0.002 (J)				
9/16/2020	<0.005				<0.005
9/18/2020		0.0042 (J)	<0.005		
9/21/2020				0.0016 (J)	
2/12/2021		0.0079 (J)	<0.005		
2/15/2021	0.0028 (J)				
2/16/2021					<0.005
2/22/2021				<0.005	
3/12/2021	<0.005				
3/15/2021					<0.005
3/16/2021		0.015	<0.005		
3/17/2021				<0.005	
8/17/2021	<0.005				
8/18/2021		0.0033 (J)	<0.005		<0.005
8/19/2021				<0.005	
2/9/2022	0.0031 (J)	0.0035 (J)	<0.005		
2/10/2022				<0.005	<0.005

ND substitution: RL or RL/2 if <15% NDs.

Confidence Interval

Constituent: Selenium (mg/L) Analysis Run 10/16/2024 4:05 PM View: Appendix IV

Plant Hammond Client: Southern Company Data: Hammond AP-1

	HGWC-10	HGWC-11	HGWC-12	HGWC-13	HGWC-8
8/3/2022	0.0017 (J)	0.0057	<0.005	<0.005	<0.005
1/26/2023		0.01	<0.005	<0.005	
1/27/2023	0.0035 (J)				
2/1/2023					<0.005
7/13/2023					<0.005
7/17/2023				<0.005	
8/10/2023	<0.005	0.0089	<0.005		
8/12/2023				<0.005	<0.005
2/14/2024					<0.005
2/15/2024	0.0038 (J)	0.0063	<0.005		
2/16/2024				<0.005	
8/7/2024	<0.005	0.0084	<0.005		<0.005
8/8/2024				<0.005	
Mean	0.004223	0.009935	0.00485	0.004696	0.004904
Std. Dev.	0.001211	0.006765	0.0007649	0.001114	0.0005004
Upper Lim.	0.005	0.01323	0.005	0.005	0.005
Lower Lim.	0.0035	0.006638	0.0011	0.0016	0.0024

ND substitution: RL or RL/2 if <15% NDs.

Confidence Interval

Constituent: Selenium (mg/L) Analysis Run 10/16/2024 4:05 PM View: Appendix IV

Plant Hammond Client: Southern Company Data: Hammond AP-1

	HGWC-9	MW-19	MW-27D	MW-5	MW-6
5/23/2016	<0.005				
7/12/2016	<0.005				
9/1/2016	<0.005				
10/20/2016	<0.005				
12/6/2016	0.0037 (J)				
1/26/2017	<0.005				
3/22/2017	<0.005				
5/23/2017	<0.005				
4/3/2018	<0.005				
6/6/2018	<0.005				
10/2/2018	<0.005				
3/13/2019	<0.005		<0.005	0.0033 (J)	<0.005
3/14/2019		<0.005			
4/3/2019	<0.005	0.007 (J)		0.0027 (J)	<0.005
4/4/2019			0.00012 (J)		
9/25/2019				0.0021 (J)	
9/26/2019			<0.005		<0.005
9/27/2019	<0.005	0.0013 (J)			
3/2/2020				0.0041 (J)	
3/3/2020					<0.005
3/4/2020	<0.005	0.0044 (J)	<0.005		
3/26/2020		0.0053 (J)		0.0039 (J)	
3/27/2020					<0.005
3/31/2020	<0.005				
4/2/2020			<0.005		
9/17/2020	<0.005			0.0028 (J)	
9/18/2020			<0.005		
9/21/2020		0.0033 (J)			<0.005
2/12/2021		0.0021 (J)			
2/16/2021	<0.005		<0.005	0.0035 (J)	<0.005
3/12/2021			<0.005		
3/16/2021	<0.005			0.0026 (J)	<0.005
3/17/2021		<0.005			
8/17/2021	<0.005		<0.005	0.0017 (J)	<0.005
8/18/2021		0.0026 (J)			
2/9/2022	<0.005	0.0036 (J)		0.0027 (J)	<0.005
2/10/2022			<0.005		
8/3/2022			<0.005	0.0032 (J)	<0.005
8/4/2022	<0.005	0.0022 (J)			
1/26/2023	<0.005	0.0056		0.0045 (J)	<0.005
1/27/2023			<0.005		
8/10/2023		0.0038 (J)		0.002 (J)	<0.005
8/11/2023	<0.005				
8/12/2023			<0.005		
2/14/2024					0.0013 (J)
2/15/2024	<0.005	0.0082		0.0043 (J)	
2/16/2024			<0.005		
8/7/2024	<0.005			0.003 (J)	<0.005
8/8/2024		0.0034 (J)	<0.005		
Mean	0.00495	0.003853	0.004675	0.003093	0.004753
Std. Dev.	0.000255	0.001934	0.00126	0.0008489	0.0009553
Upper Lim.	0.005	0.005164	0.005	0.003669	0.005

ND substitution: RL or RL/2 if <15% NDs.

Confidence Interval

Constituent: Selenium (mg/L) Analysis Run 10/16/2024 4:05 PM View: Appendix IV

Plant Hammond Client: Southern Company Data: Hammond AP-1

	HGWC-9	MW-19	MW-27D	MW-5	MW-6
Lower Lim.	0.0037	0.002543	0.00012	0.002518	0.0013

Confidence Interval

Constituent: Selenium (mg/L) Analysis Run 10/16/2024 4:05 PM View: Appendix IV

Plant Hammond Client: Southern Company Data: Hammond AP-1

	MW-7
3/13/2019	0.0016 (J)
4/3/2019	<0.005
9/26/2019	0.0014 (J)
3/3/2020	<0.005
3/30/2020	0.0014 (J)
9/21/2020	0.0026 (J)
2/15/2021	<0.005
3/15/2021	0.0021 (J)
8/17/2021	<0.005
2/8/2022	0.0015 (J)
8/4/2022	<0.005
1/26/2023	<0.005
8/10/2023	<0.005
2/14/2024	<0.005
8/8/2024	0.0015 (J)
Mean	0.003473
Std. Dev.	0.001715
Upper Lim.	0.005
Lower Lim.	0.0015

ND substitution: RL or RL/2 if <15% NDs.

Confidence Interval

Constituent: Thallium (mg/L) Analysis Run 10/16/2024 4:05 PM View: Appendix IV

Plant Hammond Client: Southern Company Data: Hammond AP-1

	HGWC-11	HGWC-12	HGWC-13	HGWC-8	MW-19
5/20/2016				<0.001	
5/23/2016	<0.001	<0.001	0.000378 (J)		
7/12/2016	8E-05 (J)	0.0002 (J)	0.0004 (J)	7E-05 (J)	
9/1/2016	<0.001	<0.001	0.0004 (J)	<0.001	
10/20/2016				<0.001	
10/24/2016	<0.001	<0.001	0.0005 (J)		
12/6/2016				<0.001	
12/7/2016	<0.001	<0.001	0.0004 (J)		
1/25/2017				<0.001	
1/26/2017	<0.001	<0.001	0.0004 (J)		
3/21/2017				9E-05 (J)	
3/22/2017	<0.001	0.0001 (J)	0.0004 (J)		
5/23/2017				8E-05 (J)	
5/24/2017	8E-05 (J)	9E-05 (J)	0.0003 (J)		
4/3/2018				<0.001	
4/4/2018	<0.001	<0.001	0.00032 (J)		
6/5/2018	<0.001		0.00035 (J)		
6/6/2018		<0.001		<0.001	
10/2/2018				<0.001	
10/3/2018	<0.001	<0.001			
10/5/2018			0.00025 (J)		
3/12/2019				<0.001	
3/13/2019	<0.001		0.00039 (J)		
3/14/2019		<0.001			<0.001
4/3/2019	<0.001	<0.001		<0.001	<0.001
4/5/2019			0.00034 (J)		
9/24/2019				0.00011 (J)	
9/26/2019			0.00039 (J)		
9/27/2019	<0.001	8.8E-05 (J)			0.00027 (J)
3/3/2020	<0.001	6.6E-05 (J)		6.1E-05 (J)	
3/4/2020			0.00056 (J)		0.00026 (J)
3/26/2020		8E-05 (J)			0.00026 (J)
3/27/2020				7.7E-05 (J)	
3/30/2020			0.00048 (J)		
3/31/2020	<0.001				
9/16/2020				<0.001	
9/18/2020	<0.001	<0.001			
9/21/2020			0.00036 (J)		0.0003 (J)
2/12/2021	<0.001	<0.001			0.00019 (J)
2/16/2021				<0.001	
2/22/2021			0.0003 (J)		
3/15/2021				<0.001	
3/16/2021	<0.001	<0.001			
3/17/2021			0.00037 (J)		0.00026 (J)
8/18/2021	<0.001	<0.001		<0.001	0.00023 (J)
8/19/2021			0.0002 (J)		
2/9/2022	<0.001	<0.001			<0.001
2/10/2022			<0.001	<0.001	
8/3/2022	<0.001	<0.001	<0.001	0.00018 (J)	
8/4/2022					0.00026 (J)
1/26/2023	<0.001	<0.001	0.00031 (J)		<0.001
2/1/2023				<0.001	

ND substitution: RL or RL/2 if <15% NDs.

Confidence Interval

Constituent: Thallium (mg/L) Analysis Run 10/16/2024 4:05 PM View: Appendix IV

Plant Hammond Client: Southern Company Data: Hammond AP-1

	HGWC-11	HGWC-12	HGWC-13	HGWC-8	MW-19
7/13/2023				0.00026 (J)	
7/17/2023			0.0003 (J)		
8/10/2023	<0.001	<0.001			<0.001
8/12/2023			0.00028 (J)	<0.001	
2/14/2024				<0.001	
2/15/2024	<0.001	<0.001			<0.001
2/16/2024			<0.001		
8/7/2024	<0.001	<0.001		<0.001	
8/8/2024			<0.001		0.00043 (J)
Mean	0.0009292	0.0007932	0.0003844	0.0007381	0.000564
Std. Dev.	0.00025	0.0003856	8.903E-05	0.0004129	0.0003718
Upper Lim.	0.001	0.001	0.0004268	0.001	0.001
Lower Lim.	8E-05	0.0002	0.0003419	0.00018	0.00023

ND substitution: RL or RL/2 if <15% NDs.

Confidence Interval

Constituent: Thallium (mg/L) Analysis Run 10/16/2024 4:05 PM View: Appendix IV

Plant Hammond Client: Southern Company Data: Hammond AP-1

	MW-28D	MW-29	MW-6
3/12/2019	<0.001	<0.001	
3/13/2019			<0.001
4/2/2019	<0.001	<0.001	
4/3/2019			<0.001
9/24/2019		6.4E-05 (J)	
9/26/2019	<0.001		<0.001
3/2/2020		<0.001	
3/3/2020			8.2E-05 (J)
3/4/2020	9.2E-05 (J)		
3/27/2020	<0.001		<0.001
3/30/2020		<0.001	
9/16/2020		<0.001	
9/21/2020	<0.001		<0.001
2/10/2021	<0.001		
2/15/2021		<0.001	
2/16/2021			<0.001
3/15/2021	<0.001	<0.001	
3/16/2021			<0.001
8/16/2021		<0.001	
8/17/2021			<0.001
8/18/2021	<0.001		
2/9/2022			<0.001
2/10/2022	<0.001	<0.001	
8/3/2022		<0.001	<0.001
8/4/2022	<0.001		
1/26/2023	<0.001	<0.001	<0.001
8/10/2023		<0.001	<0.001
8/11/2023	<0.001		
2/14/2024	<0.001	<0.001	<0.001
8/7/2024			<0.001
8/8/2024	<0.001	<0.001	
Mean	0.0009395	0.0009376	0.0009388
Std. Dev.	0.0002344	0.0002417	0.000237
Upper Lim.	0.001	0.001	0.001
Lower Lim.	9.2E-05	6.4E-05	8.2E-05

ND substitution: RL or RL/2 if <15% NDs.

FIGURE I.

Appendix IV Trend Tests - Significant Results

Plant Hammond Client: Southern Company Data: Hammond AP-1 Printed 10/16/2024, 3:31 PM

Constituent	Well	Slope	Calc.	Critical	Sig.	N	%NDs	Normality	Xform	Alpha	Method
Arsenic (mg/L)	**HGWC-13**	**0.02077**	**166**	**96**	**Yes**	**27**	**0**	**n/a**	**n/a**	**0.05**	**NP**
Molybdenum (mg/L)	**HGWA-43D (bg)**	**-0.0009266**	**-53**	**-34**	**Yes**	**13**	**0**	**n/a**	**n/a**	**0.05**	**NP**
Molybdenum (mg/L)	**HGWC-8**	**-0.02464**	**-188**	**-101**	**Yes**	**28**	**0**	**n/a**	**n/a**	**0.05**	**NP**

Appendix IV Trend Tests - All Results

Plant Hammond Client: Southern Company Data: Hammond AP-1 Printed 10/16/2024, 3:31 PM

Constituent	Well	Slope	Calc.	Critical	Sig.	N	%NDs	Normality	Xform	Alpha	Method
Arsenic (mg/L)	HGWA-1 (bg)	0	-2	-90	No	26	88.46	n/a	n/a	0.05	NP
Arsenic (mg/L)	HGWA-2 (bg)	0	61	90	No	26	65.38	n/a	n/a	0.05	NP
Arsenic (mg/L)	HGWA-3 (bg)	0	49	90	No	26	65.38	n/a	n/a	0.05	NP
Arsenic (mg/L)	HGWA-43D (bg)	0	7	34	No	13	46.15	n/a	n/a	0.05	NP
Arsenic (mg/L)	HGWA-44D (bg)	0	-12	-34	No	13	69.23	n/a	n/a	0.05	NP
Arsenic (mg/L)	**HGWC-13**	**0.02077**	**166**	**96**	**Yes**	**27**	**0**	**n/a**	**n/a**	**0.05**	**NP**
Molybdenum (mg/L)	HGWA-1 (bg)	0	0	96	No	27	100	n/a	n/a	0.05	NP
Molybdenum (mg/L)	HGWA-2 (bg)	0	0	90	No	26	100	n/a	n/a	0.05	NP
Molybdenum (mg/L)	HGWA-3 (bg)	0	0	96	No	27	100	n/a	n/a	0.05	NP
Molybdenum (mg/L)	**HGWA-43D (bg)**	**-0.0009266**	**-53**	**-34**	**Yes**	**13**	**0**	**n/a**	**n/a**	**0.05**	**NP**
Molybdenum (mg/L)	HGWA-44D (bg)	-0.00008223	-10	-34	No	13	0	n/a	n/a	0.05	NP
Molybdenum (mg/L)	**HGWC-8**	**-0.02464**	**-188**	**-101**	**Yes**	**28**	**0**	**n/a**	**n/a**	**0.05**	**NP**

Sanitas™ v.10.0.22 Software licensed to Groundwater Stats Consulting. UG
Hollow symbols indicate censored values.

Sen's Slope Estimator

HGWA-1 (bg)

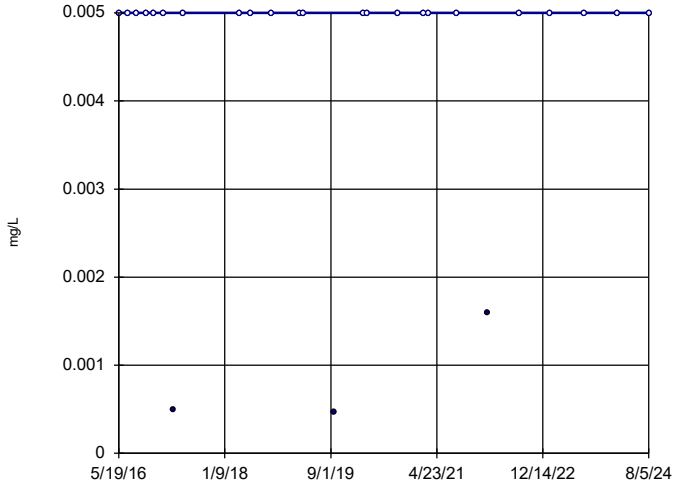

n = 26

Slope = 0
units per year.

Mann-Kendall
statistic = -2
critical = -90

Trend not sig-
nificant at 95%
confidence level
(α = 0.025 per
tail).

Constituent: Arsenic Analysis Run 10/16/2024 3:30 PM View: Appendix IV - Trend Tests
Plant Hammond Client: Southern Company Data: Hammond AP-1

Sanitas™ v.10.0.22 Software licensed to Groundwater Stats Consulting. UG
Hollow symbols indicate censored values.

Sen's Slope Estimator

HGWA-2 (bg)

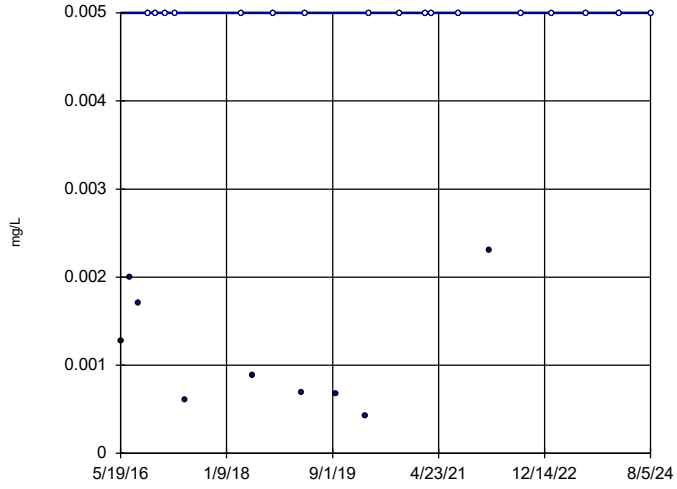

n = 26

Slope = 0
units per year.

Mann-Kendall
statistic = 61
critical = 90

Trend not sig-
nificant at 95%
confidence level
(α = 0.025 per
tail).

Constituent: Arsenic Analysis Run 10/16/2024 3:30 PM View: Appendix IV - Trend Tests
Plant Hammond Client: Southern Company Data: Hammond AP-1

Sanitas™ v.10.0.22 Software licensed to Groundwater Stats Consulting. UG
Hollow symbols indicate censored values.

Sen's Slope Estimator

HGWA-3 (bg)

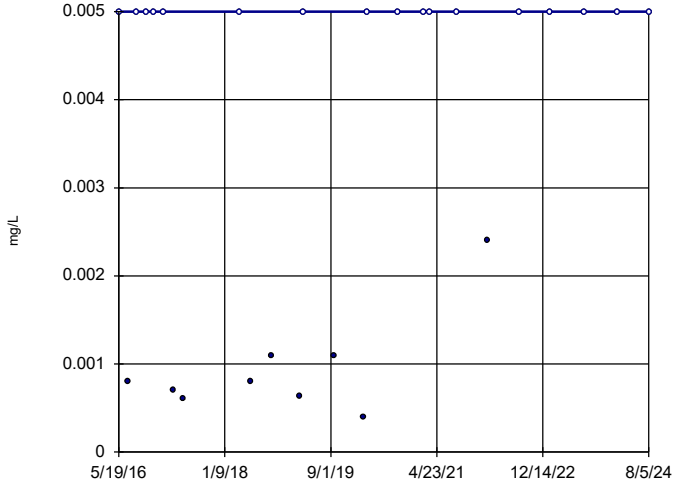

n = 26

Slope = 0
units per year.

Mann-Kendall
statistic = 49
critical = 90

Trend not sig-
nificant at 95%
confidence level
(α = 0.025 per
tail).

Constituent: Arsenic Analysis Run 10/16/2024 3:30 PM View: Appendix IV - Trend Tests
Plant Hammond Client: Southern Company Data: Hammond AP-1

Sanitas™ v.10.0.22 Software licensed to Groundwater Stats Consulting. UG
Hollow symbols indicate censored values.

Sen's Slope Estimator

HGWA-43D (bg)

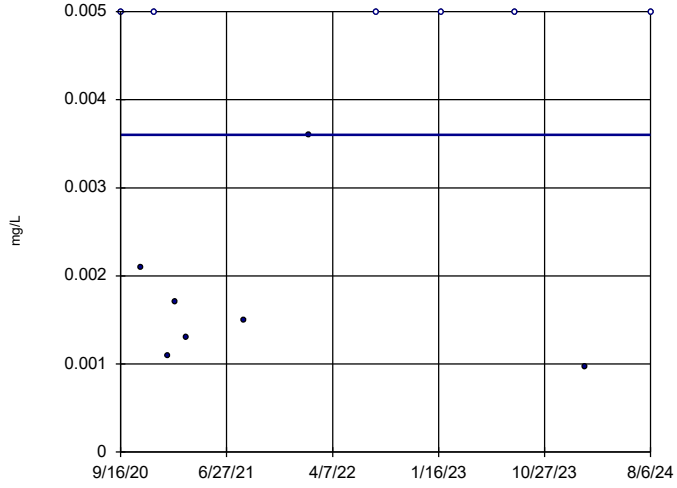

n = 13

Slope = 0
units per year.

Mann-Kendall
statistic = 7
critical = 34

Trend not sig-
nificant at 95%
confidence level
(α = 0.025 per
tail).

Constituent: Arsenic Analysis Run 10/16/2024 3:30 PM View: Appendix IV - Trend Tests
Plant Hammond Client: Southern Company Data: Hammond AP-1

Sanitas™ v.10.0.22 Software licensed to Groundwater Stats Consulting. UG
Hollow symbols indicate censored values.

Sen's Slope Estimator

HGWA-44D (bg)

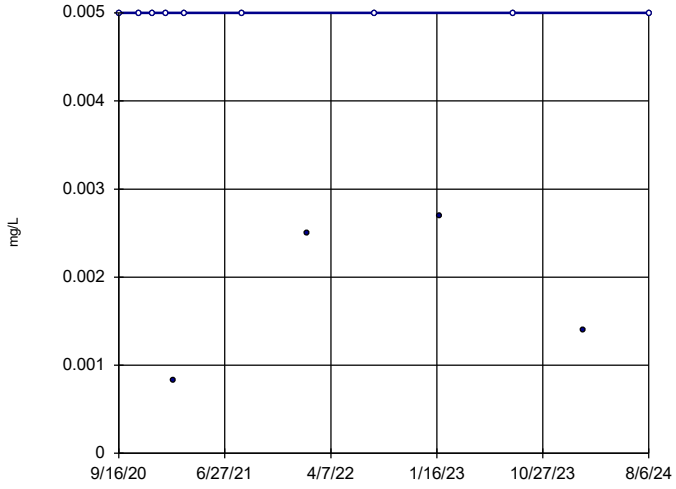

n = 13

Slope = 0
units per year.

Mann-Kendall
statistic = -12
critical = -34

Trend not sig-
nificant at 95%
confidence level
(α = 0.025 per
tail).

Constituent: Arsenic Analysis Run 10/16/2024 3:30 PM View: Appendix IV - Trend Tests
Plant Hammond Client: Southern Company Data: Hammond AP-1

Sanitas™ v.10.0.22 Software licensed to Groundwater Stats Consulting. UG

Sen's Slope Estimator

HGWC-13

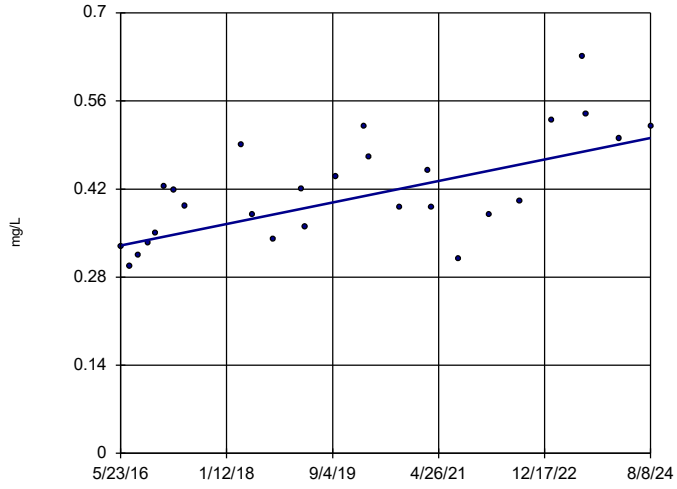

n = 27

Slope = 0.02077
units per year.

Mann-Kendall
statistic = 166
critical = 96

Increasing trend
significant at 95%
confidence level
(α = 0.025 per
tail).

Constituent: Arsenic Analysis Run 10/16/2024 3:30 PM View: Appendix IV - Trend Tests
Plant Hammond Client: Southern Company Data: Hammond AP-1

Sanitas™ v.10.0.22 Software licensed to Groundwater Stats Consulting. UG
Hollow symbols indicate censored values.

Sen's Slope Estimator

HGWA-1 (bg)

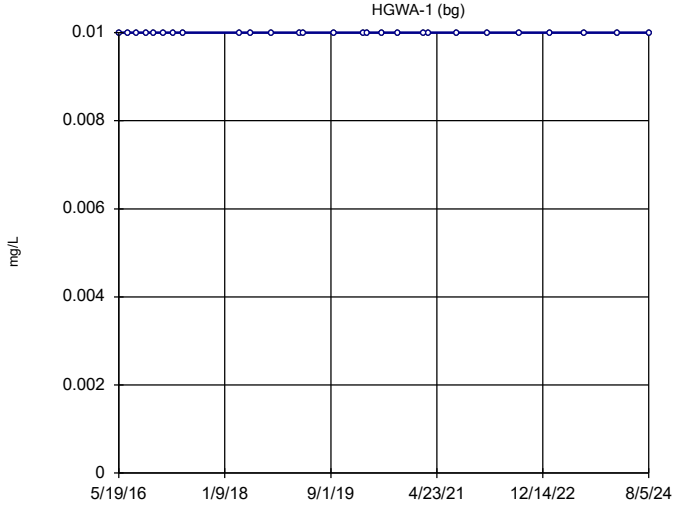

n = 27

Slope = 0
units per year.

Mann-Kendall
statistic = 0
critical = 96

Trend not sig-
nificant at 95%
confidence level
(α = 0.025 per
tail).

Constituent: Molybdenum Analysis Run 10/16/2024 3:30 PM View: Appendix IV - Trend Tests
Plant Hammond Client: Southern Company Data: Hammond AP-1

Sanitas™ v.10.0.22 Software licensed to Groundwater Stats Consulting. UG
Hollow symbols indicate censored values.

Sen's Slope Estimator

HGWA-2 (bg)

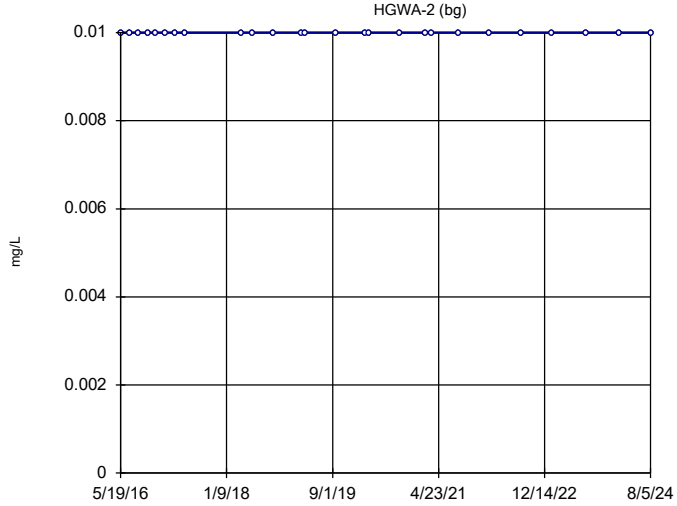

n = 26

Slope = 0
units per year.

Mann-Kendall
statistic = 0
critical = 90

Trend not sig-
nificant at 95%
confidence level
(α = 0.025 per
tail).

Constituent: Molybdenum Analysis Run 10/16/2024 3:30 PM View: Appendix IV - Trend Tests
Plant Hammond Client: Southern Company Data: Hammond AP-1

Sanitas™ v.10.0.22 Software licensed to Groundwater Stats Consulting. UG
Hollow symbols indicate censored values.

Sen's Slope Estimator

HGWA-3 (bg)

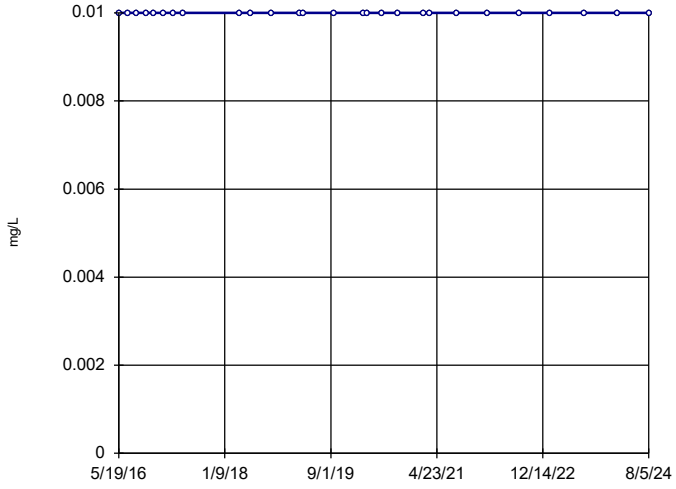

n = 27

Slope = 0
units per year.

Mann-Kendall
statistic = 0
critical = 96

Trend not sig-
nificant at 95%
confidence level
(α = 0.025 per
tail).

Constituent: Molybdenum Analysis Run 10/16/2024 3:30 PM View: Appendix IV - Trend Tests
Plant Hammond Client: Southern Company Data: Hammond AP-1

Sanitas™ v.10.0.22 Software licensed to Groundwater Stats Consulting. UG

Sen's Slope Estimator

HGWA-43D (bg)

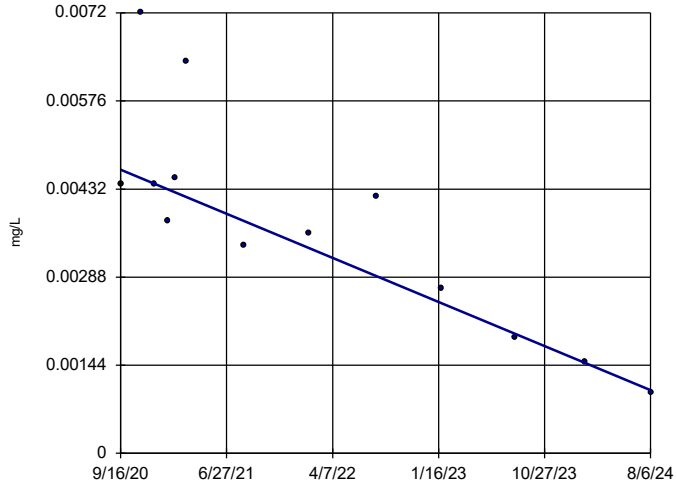

n = 13

Slope = -0.0009266
units per year.

Mann-Kendall
statistic = -53
critical = -34

Decreasing trend
significant at 95%
confidence level
(α = 0.025 per
tail).

Constituent: Molybdenum Analysis Run 10/16/2024 3:30 PM View: Appendix IV - Trend Tests
Plant Hammond Client: Southern Company Data: Hammond AP-1

Sanitas™ v.10.0.22 Software licensed to Groundwater Stats Consulting. UG

Sen's Slope Estimator

HGWA-44D (bg)

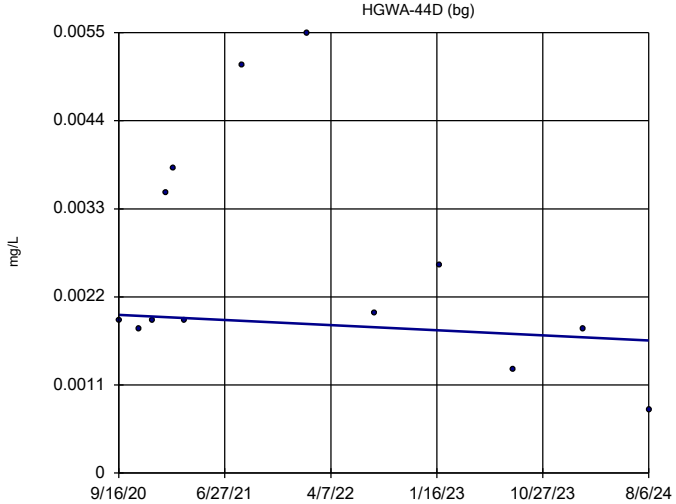

n = 13

Slope = -0.00008223
units per year.

Mann-Kendall
statistic = -10
critical = -34

Trend not sig-
nificant at 95%
confidence level
(α = 0.025 per
tail).

Constituent: Molybdenum Analysis Run 10/16/2024 3:30 PM View: Appendix IV - Trend Tests
Plant Hammond Client: Southern Company Data: Hammond AP-1

Sanitas™ v.10.0.22 Software licensed to Groundwater Stats Consulting. UG

Sen's Slope Estimator

HGWC-8

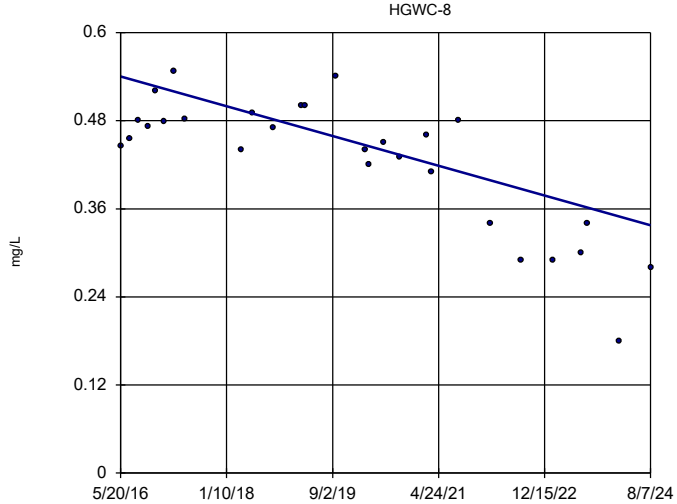

n = 28

Slope = -0.02464
units per year.

Mann-Kendall
statistic = -188
critical = -101

Decreasing trend
significant at 95%
confidence level
(α = 0.025 per
tail).

Constituent: Molybdenum Analysis Run 10/16/2024 3:30 PM View: Appendix IV - Trend Tests
Plant Hammond Client: Southern Company Data: Hammond AP-1

APPENDIX E

Pilot Study Documentation

December 2023

LABORATORY ANALYTICAL RESULTS

Pace Analytical Services, LLC
9800 Kincey Ave. Suite 100
Huntersville, NC 28078
(704)875-9092

December 21, 2023

Kristen Jurinko
Southern Company
241 Ralph McGill Blvd NE
Bin 10160
Atlanta, GA 30308

RE: Project: Hammond AP-1
Pace Project No.: 92703044

Dear Kristen Jurinko:

Enclosed are the analytical results for sample(s) received by the laboratory on December 11, 2023. The results relate only to the samples included in this report. Results reported herein conform to the applicable TNI/NELAC Standards and the laboratory's Quality Manual, where applicable, unless otherwise noted in the body of the report.

The test results provided in this final report were generated by each of the following laboratories within the Pace Network:

- Pace Analytical Services - Asheville
- Pace Analytical Services - Peachtree Corners, GA

If you have any questions concerning this report, please feel free to contact me.

Sincerely,

Bonnie Vang

Bonnie Vang
bonnie.vang@pacelabs.com
704-977-0968
Project Manager

Enclosures

cc: Kip Gray, Geosyntec
Christine Hug, Geosyntec Consultants, Inc.
Thomas Kessler, Geosyntec Consultants
Whitney Law, Geosyntec Consultants
Laura Midkiff, Southern Company
Caroline Nelson, Geosyntec
Anthony Szwast, Geosyntec Consultants

This report shall not be reproduced, except in full,
without the written consent of Pace Analytical Services, LLC.

Pace Analytical Services, LLC
9800 Kincey Ave. Suite 100
Huntersville, NC 28078
(704)875-9092

CERTIFICATIONS

Project:	Hammond AP-1
Pace Project No.:	92703044

Pace Analytical Services Asheville

2225 Riverside Drive, Asheville, NC 28804
Florida/NELAP Certification #: E87648
North Carolina Drinking Water Certification #: 37712
North Carolina Wastewater Certification #: 40
South Carolina Laboratory ID: 99030
South Carolina Certification #: 99030001
Virginia/VELAP Certification #: 460222

Pace Analytical Services Peachtree Corners

110 Technology Pkwy, Peachtree Corners, GA 30092
Florida DOH Certification #: E87315
Georgia DW Inorganics Certification #: 812
North Carolina Certification #: 381
South Carolina Certification #: 98011001
Virginia Certification #: 460204

This report shall not be reproduced, except in full,
without the written consent of Pace Analytical Services, LLC.

Pace Analytical Services, LLC
9800 Kincey Ave. Suite 100
Huntersville, NC 28078
(704)875-9092

SAMPLE SUMMARY

Project: Hammond AP-1
Pace Project No.: 92703044

Lab ID	Sample ID	Matrix	Date Collected	Date Received
92703044001	**HAM-PT-07**	Water	12/08/23 15:06	12/11/23 14:20
92703044002	**HAM-PT-08**	Water	12/08/23 14:31	12/11/23 14:20

This report shall not be reproduced, except in full,
without the written consent of Pace Analytical Services, LLC.

Pace Analytical Services, LLC
9800 Kincey Ave. Suite 100
Huntersville, NC 28078
(704)875-9092

SAMPLE ANALYTE COUNT

Project: Hammond AP-1
Pace Project No.: 92703044

Lab ID	Sample ID	Method	Analysts	Analytes Reported
92703044001	**HAM-PT-07**	EPA 6020B	MT1	2
		EPA 300.0 Rev 2.1 1993	CDC	1
92703044002	**HAM-PT-08**	EPA 6020B	MT1	2
		EPA 300.0 Rev 2.1 1993	CDC	1

PASI-A = Pace Analytical Services - Asheville
PASI-GA = Pace Analytical Services - Peachtree Corners, GA

This report shall not be reproduced, except in full,
without the written consent of Pace Analytical Services, LLC.

Pace Analytical Services, LLC
9800 Kincey Ave. Suite 100
Huntersville, NC 28078
(704)875-9092

SUMMARY OF DETECTION

Project: Hammond AP-1
Pace Project No.: 92703044

Lab Sample ID Method	Client Sample ID Parameters	Result	Units	Report Limit	Analyzed	Qualifiers
92703044001	**HAM-PT-07**					
EPA 6020B	Arsenic	0.18	mg/L	0.010	12/19/23 21:34	
EPA 6020B	Iron	28.4	mg/L	1.0	12/20/23 13:51	
EPA 300.0 Rev 2.1 1993	Sulfate	179	mg/L	4.0	12/13/23 13:57	
92703044002	**HAM-PT-08**					
EPA 6020B	Arsenic	0.39	mg/L	0.010	12/19/23 21:38	
EPA 6020B	Iron	37.9	mg/L	1.0	12/20/23 13:55	
EPA 300.0 Rev 2.1 1993	Sulfate	217	mg/L	5.0	12/13/23 14:12	

This report shall not be reproduced, except in full,
without the written consent of Pace Analytical Services, LLC.

Pace Analytical Services, LLC
9800 Kincey Ave. Suite 100
Huntersville, NC 28078
(704)875-9092

ANALYTICAL RESULTS

Project: Hammond AP-1
Pace Project No.: 92703044

Sample: HAM-PT-07 **Lab ID: 92703044001** Collected: 12/08/23 15:06 Received: 12/11/23 14:20 Matrix: Water

Parameters	Results	Units	Report Limit	MDL	DF	Prepared	Analyzed	CAS No.	Qual
6020 MET ICPMS	Analytical Method: EPA 6020B Preparation Method: EPA 3005A Pace Analytical Services - Peachtree Corners, GA								
Arsenic	**0.18**	mg/L	0.010	0.00084	1	12/19/23 09:47	12/19/23 21:34	7440-38-2	
Iron	**28.4**	mg/L	1.0	0.19	25	12/19/23 09:47	12/20/23 13:51	7439-89-6	
300.0 IC Anions 28 Days	Analytical Method: EPA 300.0 Rev 2.1 1993 Pace Analytical Services - Asheville								
Sulfate	**179**	mg/L	4.0	2.0	4		12/13/23 13:57	14808-79-8	

This report shall not be reproduced, except in full,
without the written consent of Pace Analytical Services, LLC.

Pace Analytical Services, LLC
9800 Kincey Ave. Suite 100
Huntersville, NC 28078
(704)875-9092

ANALYTICAL RESULTS

Project: Hammond AP-1
Pace Project No.: 92703044

Sample: HAM-PT-08 **Lab ID: 92703044002** Collected: 12/08/23 14:31 Received: 12/11/23 14:20 Matrix: Water

Parameters	Results	Units	Report Limit	MDL	DF	Prepared	Analyzed	CAS No.	Qual
6020 MET ICPMS	Analytical Method: EPA 6020B Preparation Method: EPA 3005A Pace Analytical Services - Peachtree Corners, GA								
Arsenic	**0.39**	mg/L	0.010	0.00084	1	12/19/23 09:47	12/19/23 21:38	7440-38-2	
Iron	**37.9**	mg/L	1.0	0.19	25	12/19/23 09:47	12/20/23 13:55	7439-89-6	
300.0 IC Anions 28 Days	Analytical Method: EPA 300.0 Rev 2.1 1993 Pace Analytical Services - Asheville								
Sulfate	**217**	mg/L	5.0	2.5	5		12/13/23 14:12	14808-79-8	

This report shall not be reproduced, except in full,
without the written consent of Pace Analytical Services, LLC.

Pace Analytical Services, LLC
9800 Kincey Ave. Suite 100
Huntersville, NC 28078
(704)875-9092

QUALITY CONTROL DATA

Project: Hammond AP-1
Pace Project No.: 92703044

QC Batch: 820367
QC Batch Method: EPA 3005A
Analysis Method: EPA 6020B
Analysis Description: 6020 MET
Laboratory: Pace Analytical Services - Peachtree Corners, GA
Associated Lab Samples: 92703044001, 92703044002

METHOD BLANK: 4246342 Matrix: Water
Associated Lab Samples: 92703044001, 92703044002

Parameter	Units	Blank Result	Reporting Limit	MDL	Analyzed	Qualifiers
Arsenic	mg/L	ND	0.010	0.00084	12/19/23 21:27	
Iron	mg/L	ND	0.040	0.0075	12/19/23 21:27	

LABORATORY CONTROL SAMPLE: 4246343

Parameter	Units	Spike Conc.	LCS Result	LCS % Rec	% Rec Limits	Qualifiers
Arsenic	mg/L	0.1	0.097	97	80-120	
Iron	mg/L	1	0.99	99	80-120	

MATRIX SPIKE & MATRIX SPIKE DUPLICATE: 4246344 4246345

Parameter	Units	92704380001 Result	MS Spike Conc.	MSD Spike Conc.	MS Result	MSD Result	MS % Rec	MSD % Rec	% Rec Limits	RPD	Max RPD	Qual
Arsenic	mg/L	0.19	0.1	0.1	0.28	0.28	94	87	75-125	3	20	
Iron	mg/L	8.2	1	1	9.0	8.5	81	34	75-125	5	20	M1

Results presented on this page are in the units indicated by the "Units" column except where an alternate unit is presented to the right of the result.

REPORT OF LABORATORY ANALYSIS

This report shall not be reproduced, except in full,
without the written consent of Pace Analytical Services, LLC.

Pace Analytical Services, LLC
9800 Kincey Ave. Suite 100
Huntersville, NC 28078
(704)875-9092

QUALITY CONTROL DATA

Project: Hammond AP-1
Pace Project No.: 92703044

QC Batch: 818940
QC Batch Method: EPA 300.0 Rev 2.1 1993
Analysis Method: EPA 300.0 Rev 2.1 1993
Analysis Description: 300.0 IC Anions
Laboratory: Pace Analytical Services - Asheville
Associated Lab Samples: 92703044001, 92703044002

METHOD BLANK: 4238899
Matrix: Water
Associated Lab Samples: 92703044001, 92703044002

Parameter	Units	Blank Result	Reporting Limit	MDL	Analyzed	Qualifiers
Sulfate	mg/L	ND	1.0	0.50	12/13/23 01:44	

LABORATORY CONTROL SAMPLE: 4238900

Parameter	Units	Spike Conc.	LCS Result	LCS % Rec	% Rec Limits	Qualifiers
Sulfate	mg/L	50	53.5	107	90-110	

MATRIX SPIKE & MATRIX SPIKE DUPLICATE: 4238901 4238902

Parameter	Units	92702894018 Result	MS Spike Conc.	MSD Spike Conc.	MS Result	MSD Result	MS % Rec	MSD % Rec	% Rec Limits	RPD	Max RPD	Qual
Sulfate	mg/L	1040	50	50	1090	1070	85	64	90-110	1	10	M1

MATRIX SPIKE & MATRIX SPIKE DUPLICATE: 4238903 4238904

Parameter	Units	92702749001 Result	MS Spike Conc.	MSD Spike Conc.	MS Result	MSD Result	MS % Rec	MSD % Rec	% Rec Limits	RPD	Max RPD	Qual
Sulfate	mg/L	83.2	50	50	206	131	245	95	90-110	44	10	M1,R1

Results presented on this page are in the units indicated by the "Units" column except where an alternate unit is presented to the right of the result.

REPORT OF LABORATORY ANALYSIS

This report shall not be reproduced, except in full,
without the written consent of Pace Analytical Services, LLC.

Pace Analytical Services, LLC
9800 Kincey Ave. Suite 100
Huntersville, NC 28078
(704)875-9092

QUALIFIERS

Project: Hammond AP-1
Pace Project No.: 92703044

DEFINITIONS

DF - Dilution Factor, if reported, represents the factor applied to the reported data due to dilution of the sample aliquot.

ND - Not Detected at or above adjusted reporting limit.

TNTC - Too Numerous To Count

J - Estimated concentration above the adjusted method detection limit and below the adjusted reporting limit.

MDL - Adjusted Method Detection Limit.

PQL - Practical Quantitation Limit.

RL - Reporting Limit - The lowest concentration value that meets project requirements for quantitative data with known precision and bias for a specific analyte in a specific matrix.

S - Surrogate

1,2-Diphenylhydrazine decomposes to and cannot be separated from Azobenzene using Method 8270. The result for each analyte is a combined concentration.

Consistent with EPA guidelines, unrounded data are displayed and have been used to calculate % recovery and RPD values.

LCS(D) - Laboratory Control Sample (Duplicate)

MS(D) - Matrix Spike (Duplicate)

DUP - Sample Duplicate

RPD - Relative Percent Difference

NC - Not Calculable.

SG - Silica Gel - Clean-Up

U - Indicates the compound was analyzed for, but not detected.

Acid preservation may not be appropriate for 2 Chloroethylvinyl ether.

A separate vial preserved to a pH of 4-5 is recommended in SW846 Chapter 4 for the analysis of Acrolein and Acrylonitrile by EPA Method 8260.

N-Nitrosodiphenylamine decomposes and cannot be separated from Diphenylamine using Method 8270. The result reported for each analyte is a combined concentration.

Reported results are not rounded until the final step prior to reporting. Therefore, calculated parameters that are typically reported as "Total" may vary slightly from the sum of the reported component parameters.

Pace Analytical is TNI accredited. Contact your Pace PM for the current list of accredited analytes.

TNI - The NELAC Institute.

ANALYTE QUALIFIERS

M1	Matrix spike recovery exceeded QC limits. Batch accepted based on laboratory control sample (LCS) recovery.
R1	RPD value was outside control limits.

This report shall not be reproduced, except in full,
without the written consent of Pace Analytical Services, LLC.

Pace Analytical Services, LLC
9800 Kincey Ave. Suite 100
Huntersville, NC 28078
(704)875-9092

QUALITY CONTROL DATA CROSS REFERENCE TABLE

Project: Hammond AP-1
Pace Project No.: 92703044

Lab ID	Sample ID	QC Batch Method	QC Batch	Analytical Method	Analytical Batch
92703044001	**HAM-PT-07**	EPA 3005A	820367	EPA 6020B	820566
92703044002	**HAM-PT-08**	EPA 3005A	820367	EPA 6020B	820566
92703044001	**HAM-PT-07**	EPA 300.0 Rev 2.1 1993	818940		
92703044002	**HAM-PT-08**	EPA 300.0 Rev 2.1 1993	818940		

This report shall not be reproduced, except in full,
without the written consent of Pace Analytical Services, LLC.

Pace® Location Requested (City/State)
Pace Analytical Charlotte
9800 Kincey Ave. Suite 100, Huntersville, NC 28078

CHAIN-OF-CUSTODY Analytical Request Document

Chain-of-Custody is a LEGAL DOCUMENT. Complete all relevant fields

LAB USE ONLY- Affix Workorder/Login Label Here

Scan QR Code for instructions

Company Name: Georgia Power Hammond
Street Address: 241 Ralph McGill Blvd NE, Atlanta, GA 30308

Contact/Report To: Kristen Jurinko
Phone #: 470-217-0008
E-Mail: knjurink@southernco.com
Cc E-Mail:

Customer Project #:
Project Name: ~~RWeek Q Hammond AP1~~ @ 12-11-2023 Hammond AP-1
Site Collection Info/Facility ID (as applicable):

Invoice To: Account Payable
Invoice E-Mail: georgiapowerinvoices@southernco.com
Purchase Order # (if applicable): GPC82474-0001
Quote #:

Time Zone Collected: [ ] AK [ ] PT [ ] MT [ ] CT [ ] ET
County / State origin of sample(s): Georgia

Data Deliverables:
[ ] Level II [ ] Level III [ ] Level IV
[ ] EQUIS
[ ] Other_____

Regulatory Program (DW, RCRA, etc.) as applicable:

Rush (Pre-approval required):
[ ] 2 Day [ ] 3 day [ ] 5 day [ ] Other_____
Date Results Requested:

DW PWSID # or WW Permit # as applicable:
Field Filtered (if applicable): [ ] Yes [ ] No
Analysis:

Specify Container Size **: 3 | 3
Identify Container Preservative Type***: 1 | 2
Analysis Requested

**Container Size: (1) 1L, (2) 500mL, (3) 250mL, (4) 125mL, (5) 100mL, (6) 40mL vial, (7) EnCore, (8) TerraCore, (9) Other
*** Preservative Types: (1) None, (2) HNO3, (3) H2SO4, (4) HCl, (5) NaOH, (6) Zn Acetate, (7) NaHSO4, (8) Sod. Thiosulfate, (9) Ascorbic Acid, (10) MeOH, (11) Other

Lab Use Only
Proj. Mgr: Bonnie Vang
AcctNum / Client ID:
Table #:
Profile / Template: 16483
Prelog / Bottle Ord. ID: EZ 3028052

* Matrix Codes (insert in Matrix box below): Drinking Water (DW), Ground Water (GW), Waste Water (WW), Product (P), Soil/Solid (SS), Oil (OL), Wipe (WP), Tissue (TS), Bioassay (B), Vapor (V), Other (OT), Surface Water (SW), Sediment (SED), Sludge (SL), Caulk

Customer Sample ID	Matrix *	Comp / Grab	Collected (or Composite Start) Date	Collected (or Composite Start) Time	Composite End Date	Composite End Time	Res. CL2	Number & Type of Containers Plastic	Number & Type of Containers Glass	300.0-SO4	300.0-SO4	Metals	Metals- B, Mo, Fe	Metals- ~~B~~, As, Fe @ 12-11-2023	Sample Comment	Preservation non-conformance identified for sample
HAM-PT-07	WG	G	12/8/2023	1506	@ 12-11-2023		N	2	0		X			X		
HAM-PT-08	WG	G	12/8/2023	1431			N	2	0		X			X		
~~HAM-PT-09~~	WT									X			X			
HAM-PT-10	WT									X			X			
Extra 1	WT										X	X				
Extra 2	WT				@ 12-11-2023						X	X				
Extra 3	WT										X	X				
Extra 4	WT										X	X				
Extra 5	WT										X	X				

Customer Remarks / Special Conditions / Possible Hazards:
Task Code: HAM-CCR-CA-20231208

Collected By:
Printed Name: Anthony Szwast
Signature: Anthony Szwast

Additional Instructions from Pace®:
Coolers: Thermometer ID: Correction Factor (°C): Obs. Temp. (°C) Corrected Temp. (°C)

Relinquished by/Company: (Signature)	Date/Time:	Received by/Company: (Signature)	Date/Time:
Anthony Szwast / Geo-yhkee	12/11/2023 1215	Glen Williams / Pace	12/11/23 1215
Glen Williams / Pace	12/11/2023 1420	[signature]	12/11/23 1420

Tracking Number:
Delivered by: [ ] In-Person [ ] Courier [ ] FedEX [ ] UPS [ ] Other

Page: 1 of 1

Submitting a sample via this chain of custody constitutes acknowledgment and acceptance of the Pace® Terms and Conditions found at https://www.pacelabs.com/resource-library/resource/pace-terms-and-conditions/

ENV FRM-CORQ-0019_v01_082123

Pace ANALYTICAL SERVICES	DC#_Title: ENV-FRM-HUN1-0083 v03_Sample Condition Upon Receipt
	Effective Date: 11/29/2023

Laboratory receiving samples:

Asheville ☐ Eden ☐ Greenwood ☐ Huntersville ☐ Raleigh ☐ Mechanicsville ☐ Atlanta ☑ Kernersville ☐

Sample Condition Upon Receipt

Client Name: Ga Power Hemmard

Project #:

Courier: ☐ Fed Ex ☐ UPS ☐ USPS ☐ Client ☐ Commercial ☑ Pace ☐ Other:____

Custody Seal Present? ☑ Yes ☐ No **Seals Intact?** ☑ Yes ☐ No ☐ N/A

Date/Initials Person Examining Contents: 12-11-23 ZCC

Packing Material: ☑ Bubble Wrap ☐ Bubble Bags ☐ None ☐ Other

Biological Tissue Frozen? ☐ Yes ☐ No ☑ N/A

Thermometer: ☑ IR Gun ID: 230

Type of Ice: ☑ Wet ☐ Blue ☐ None

Cooler Temp: 1.2 **Correction Factor:** Add/Subtract (°C) 0.0

Temp should be above freezing to 6°C

☐ Samples out of temp criteria. Samples on ice, cooling process has begun

Cooler Temp Corrected (°C): 1.2

USDA Regulated Soil (☐ N/A, water sample)

Did samples originate in a quarantine zone within the United States: CA, NY, or SC (check maps)? ☐ Yes ☐ No

Did samples originate from a foreign source (internationally, including Hawaii and Puerto Rico)? ☐ Yes ☐ No

				Comments/Discrepancy:
Chain of Custody Present?	☑ Yes	☐ No	☐ N/A	1.
Samples Arrived within Hold Time?	☑ Yes	☐ No	☐ N/A	2.
Short Hold Time Analysis (<72 hr.)?	☐ Yes	☑ No	☐ N/A	3.
Rush Turn Around Time Requested?	☐ Yes	☑ No	☐ N/A	4.
Sufficient Volume?	☑ Yes	☐ No	☐ N/A	5.
Correct Containers Used?	☑ Yes	☐ No	☐ N/A	6.
-Pace Containers Used?	☑ Yes	☐ No	☐ N/A	
Containers Intact?	☑ Yes	☐ No	☐ N/A	7.
Dissolved analysis: Samples Field Filtered?	☐ Yes	☐ No	☑ N/A	8.
Sample Labels Match COC?	☑ Yes	☐ No	☐ N/A	9.
-Includes Date/Time/ID/Analysis Matrix: W				
Headspace in VOA Vials (>5-6mm)?	☐ Yes	☐ No	☑ N/A	10.
Trip Blank Present?	☐ Yes	☐ No	☑ N/A	11.
Trip Blank Custody Seals Present?	☐ Yes	☐ No	☑ N/A	

COMMENTS/SAMPLE DISCREPANCY

Field Data Required? ☐ Yes ☐ No

Lot ID of split containers:

CLIENT NOTIFICATION/RESOLUTION

Person contacted: _____ Date/Time: _____

Project Manager SCURF Review: _____ **Date:** _____

Project Manager SRF Review: _____ **Date:** _____

Pace ANALYTICAL SERVICES	DC#_Title: ENV-FRM-HUN1-0084 v02_Tech Spec Sample Condition Upon Receipt
	Effective Date:

***Check mark top half of box if pH and/or dechlorination is verified and within the acceptance range for preservation samples.**

Exceptions: VOA, Coliform, TOC, Oil and Grease, DRO/8015 (water) DOC, LLHg

****Bottom half of box is to list number of bottles**

*****Check all unpreserved Nitrates for chlorine**

Project #

Item#	BP4U-125 mL Plastic Unpreserved (N/A) (Cl-)	BP3U-250 mL Plastic Unpreserved (N/A)	BP2U-500 mL Plastic Unpreserved (N/A)	BP1U-1 liter Plastic Unpreserved (N/A)	BP4S-125 mL Plastic H2SO4 (pH < 2) (Cl-)	BP3N-250 mL plastic HNO3 (pH < 2)	BP4Z-125 mL Plastic ZN Acetate & NaOH (>9)	BP4B-125 mL Plastic NaOH (pH > 12) (Cl-)	WGFU-Wide-mouthed Glass jar Unpreserved	AG1U-1 liter Amber Unpreserved (N/A) (Cl-)	AG1H-1 liter Amber HCl (pH < 2)	AG3U-250 mL Amber Unpreserved (N/A) (Cl-)	AG1S-1 liter Amber H2SO4 (pH < 2)	AG3S-250 mL Amber H2SO4 (pH < 2)	DG94-40 mL Amber NH4Cl (N/A)(Cl-)	DG9H-40 mL VOA HCl (N/A)	VG9T-40 mL VOA Na2S2O3 (N/A)	VG9U-40 mL VOA Unpreserved (N/A)	DG9V-40 mL VOA H3PO4 (N/A)	KP7U-50 mL Plastic Unpreserved (N/A)	V/GK (3 vials per kit)-VPH/Gas kit (N/A)	SP5T-125 mL Sterile Plastic (N/A – lab)	SP2T-250 mL Sterile Plastic (N/A – lab)		BP3R-250 mL Plastic (NH2)2SO4 (9.3-9.7)	AG0U-100 mL Amber Unpreserved (N/A) (Cl-)	VSGU-20 mL Scintillation vials (N/A)	DG9U-40 mL Amber Unpreserved vials (N/A)
1		/				/																						
2		/				/																						
3																												
4																												
5																												
6																												
7																												
8																												
9																												
10																												
11																												
12																												

pH Adjustment Log for Preserved Samples

Sample ID	Type of Preservative	pH upon receipt	Date preservation adjusted	Time preservation adjusted	Amount of Preservative added	Lot #

Note: Whenever there is a discrepancy affecting North Carolina compliance samples, a copy of this form will be sent to the North Carolina DEHNR Certification Office (i.e. out of hold, incorrect preservative, out of temp, incorrect containers)

Pace Analytical Services, LLC
9800 Kincey Ave. Suite 100
Huntersville, NC 28078
(704)875-9092

January 05, 2024

Kristen Jurinko
Southern Company
241 Ralph McGill Blvd NE
Bin 10160
Atlanta, GA 30308

RE: Project: Hammond AP-1
Pace Project No.: 92704380

Dear Kristen Jurinko:

Enclosed are the analytical results for sample(s) received by the laboratory on December 15, 2023. The results relate only to the samples included in this report. Results reported herein conform to the applicable TNI/NELAC Standards and the laboratory's Quality Manual, where applicable, unless otherwise noted in the body of the report.

The test results provided in this final report were generated by each of the following laboratories within the Pace Network:

- Pace Analytical Services - Asheville
- Pace Analytical Services - Peachtree Corners, GA

If you have any questions concerning this report, please feel free to contact me.

Sincerely,

Sarah Graham for
Bonnie Vang
bonnie.vang@pacelabs.com
704-977-0968
Project Manager

Enclosures

cc: Kip Gray, Geosyntec
Christine Hug, Geosyntec Consultants, Inc.
Thomas Kessler, Geosyntec Consultants
Whitney Law, Geosyntec Consultants
Laura Midkiff, Southern Company
Caroline Nelson, Geosyntec
Anthony Szwast, Geosyntec Consultants

This report shall not be reproduced, except in full,
without the written consent of Pace Analytical Services, LLC.

Pace Analytical Services, LLC
9800 Kincey Ave. Suite 100
Huntersville, NC 28078
(704)875-9092

CERTIFICATIONS

Project:	Hammond AP-1
Pace Project No.:	92704380

Pace Analytical Services Asheville

2225 Riverside Drive, Asheville, NC 28804
Florida/NELAP Certification #: E87648
North Carolina Drinking Water Certification #: 37712
North Carolina Wastewater Certification #: 40
South Carolina Laboratory ID: 99030
South Carolina Certification #: 99030001
Virginia/VELAP Certification #: 460222

Pace Analytical Services Peachtree Corners

110 Technology Pkwy, Peachtree Corners, GA 30092
Florida DOH Certification #: E87315
Georgia DW Inorganics Certification #: 812
North Carolina Certification #: 381
South Carolina Certification #: 98011001
Virginia Certification #: 460204

This report shall not be reproduced, except in full,
without the written consent of Pace Analytical Services, LLC.

Pace Analytical Services, LLC
9800 Kincey Ave. Suite 100
Huntersville, NC 28078
(704)875-9092

SAMPLE SUMMARY

Project: Hammond AP-1
Pace Project No.: 92704380

Lab ID	Sample ID	Matrix	Date Collected	Date Received
92704380001	**HAM-PT-07**	Water	12/14/23 11:47	12/15/23 09:40
92704380002	**HAM-PT-08**	Water	12/14/23 10:08	12/15/23 09:40
92704380003	**HAM-PT-09**	Water	12/14/23 12:53	12/15/23 09:40
92704380004	**HAM-PT-10**	Water	12/14/23 10:55	12/15/23 09:40
92704380005	**HAM-AP-1-EB-01**	Water	12/14/23 13:20	12/15/23 09:40
92704380006	**HAM-AP-1-FB-01**	Water	12/14/23 13:05	12/15/23 09:40
92704380007	**HAM-AP-1-FD-01**	Water	12/14/23 00:00	12/15/23 09:40

This report shall not be reproduced, except in full,
without the written consent of Pace Analytical Services, LLC.

Pace Analytical Services, LLC
9800 Kincey Ave. Suite 100
Huntersville, NC 28078
(704)875-9092

SAMPLE ANALYTE COUNT

Project: Hammond AP-1
Pace Project No.: 92704380

Lab ID	Sample ID	Method	Analysts	Analytes Reported
92704380001	**HAM-PT-07**	EPA 6010D	DRB	6
		EPA 6020B	MT1	13
		EPA 7470A	VB	1
		SM 2320B-2011	SMS	3
		SM 2540C-2015	JAY	1
		SM 4500-S2D-2011	JP1	1
		EPA 300.0 Rev 2.1 1993	CDC	3
92704380002	**HAM-PT-08**	EPA 6010D	DRB	6
		EPA 6020B	MT1	13
		EPA 7470A	VB	1
		SM 2320B-2011	SMS	3
		SM 2540C-2015	JAY	1
		SM 4500-S2D-2011	JP1	1
		EPA 300.0 Rev 2.1 1993	CDC	3
92704380003	**HAM-PT-09**	EPA 6010D	DRB	6
		EPA 6020B	MT1	13
		EPA 7470A	VB	1
		SM 2320B-2011	SMS	3
		SM 2540C-2015	JAY	1
		SM 4500-S2D-2011	JP1	1
		EPA 300.0 Rev 2.1 1993	CDC	3
92704380004	**HAM-PT-10**	EPA 6010D	DRB	6
		EPA 6020B	MT1	13
		EPA 7470A	VB	1
		SM 2320B-2011	SMS	3
		SM 2540C-2015	JAY	1
		SM 4500-S2D-2011	JP1	1
		EPA 300.0 Rev 2.1 1993	CDC	3
92704380005	**HAM-AP-1-EB-01**	EPA 6010D	DRB	6
		EPA 6020B	MT1	13
		EPA 7470A	VB	1
		SM 2320B-2011	SMS	3
		SM 2540C-2015	JAY	1
		SM 4500-S2D-2011	JP1	1
		EPA 300.0 Rev 2.1 1993	CDC	3
92704380006	**HAM-AP-1-FB-01**	EPA 6010D	DRB	6
		EPA 6020B	MT1	13

This report shall not be reproduced, except in full,
without the written consent of Pace Analytical Services, LLC.

Pace Analytical Services, LLC
9800 Kincey Ave. Suite 100
Huntersville, NC 28078
(704)875-9092

SAMPLE ANALYTE COUNT

Project: Hammond AP-1
Pace Project No.: 92704380

Lab ID	Sample ID	Method	Analysts	Analytes Reported
		EPA 7470A	VB	1
		SM 2320B-2011	SMS	3
		SM 2540C-2015	JAY	1
		SM 4500-S2D-2011	JP1	1
		EPA 300.0 Rev 2.1 1993	CDC	3
92704380007	**HAM-AP-1-FD-01**	EPA 6010D	DRB	6
		EPA 6020B	MT1	13
		EPA 7470A	VB	1
		SM 2320B-2011	SMS	3
		SM 2540C-2015	JAY	1
		SM 4500-S2D-2011	JP1	1
		EPA 300.0 Rev 2.1 1993	CDC	3

PASI-A = Pace Analytical Services - Asheville
PASI-GA = Pace Analytical Services - Peachtree Corners, GA

This report shall not be reproduced, except in full,
without the written consent of Pace Analytical Services, LLC.

Pace Analytical Services, LLC
9800 Kincey Ave. Suite 100
Huntersville, NC 28078
(704)875-9092

SUMMARY OF DETECTION

Project: Hammond AP-1
Pace Project No.: 92704380

Lab Sample ID Method	Client Sample ID Parameters	Result	Units	Report Limit	Analyzed	Qualifiers
92704380001	**HAM-PT-07**					
EPA 6010D	Iron	10.5	mg/L	0.040	01/03/24 20:41	
EPA 6010D	Manganese	3.3	mg/L	0.040	01/03/24 20:41	
EPA 6010D	Potassium	6.2	mg/L	0.50	01/03/24 20:41	
EPA 6010D	Sodium	7.4	mg/L	1.0	01/03/24 20:41	
EPA 6010D	Calcium	116	mg/L	1.0	01/03/24 20:41	
EPA 6010D	Magnesium	35.6	mg/L	0.050	01/03/24 20:41	
EPA 6020B	Arsenic	0.19	mg/L	0.010	12/19/23 21:42	
EPA 6020B	Barium	0.065	mg/L	0.0050	12/19/23 21:42	
EPA 6020B	Beryllium	0.000097J	mg/L	0.00050	12/19/23 21:42	
EPA 6020B	Boron	1.0	mg/L	0.040	12/19/23 21:42	
EPA 6020B	Cobalt	0.025	mg/L	0.0050	12/19/23 21:42	
EPA 6020B	Lithium	0.061	mg/L	0.030	12/19/23 21:42	
EPA 6020B	Molybdenum	0.012	mg/L	0.010	12/19/23 21:42	
SM 2320B-2011	Alkalinity,Bicarbonate (CaCO3)	132	mg/L	5.0	12/22/23 18:16	
SM 2320B-2011	Alkalinity, Total as CaCO3	132	mg/L	5.0	12/22/23 18:16	
SM 2540C-2015	Total Dissolved Solids	596	mg/L	50.0	12/20/23 09:13	
EPA 300.0 Rev 2.1 1993	Chloride	19.4	mg/L	1.0	12/19/23 20:58	
EPA 300.0 Rev 2.1 1993	Fluoride	0.38	mg/L	0.10	12/19/23 20:58	
EPA 300.0 Rev 2.1 1993	Sulfate	279	mg/L	6.0	12/20/23 08:39	
92704380002	**HAM-PT-08**					
EPA 6010D	Iron	5.0	mg/L	0.040	01/03/24 20:46	M1
EPA 6010D	Manganese	2.9	mg/L	0.040	01/03/24 20:46	
EPA 6010D	Potassium	5.2	mg/L	0.50	01/03/24 20:46	M1
EPA 6010D	Sodium	6.4	mg/L	1.0	01/03/24 20:46	M1
EPA 6010D	Calcium	108	mg/L	1.0	01/03/24 20:46	M1
EPA 6010D	Magnesium	12.8	mg/L	0.050	01/03/24 20:46	M1
EPA 6020B	Arsenic	0.22	mg/L	0.010	12/19/23 21:57	
EPA 6020B	Barium	0.040	mg/L	0.0050	12/19/23 21:57	
EPA 6020B	Boron	1.0	mg/L	0.040	12/19/23 21:57	
EPA 6020B	Cobalt	0.026	mg/L	0.0050	12/19/23 21:57	
EPA 6020B	Lithium	0.017J	mg/L	0.030	12/19/23 21:57	
EPA 6020B	Molybdenum	0.031	mg/L	0.010	12/19/23 21:57	
SM 2320B-2011	Alkalinity,Bicarbonate (CaCO3)	141	mg/L	5.0	12/23/23 13:56	
SM 2320B-2011	Alkalinity, Total as CaCO3	141	mg/L	5.0	12/23/23 13:56	
SM 2540C-2015	Total Dissolved Solids	471	mg/L	25.0	12/20/23 09:13	
EPA 300.0 Rev 2.1 1993	Chloride	18.0	mg/L	1.0	12/19/23 21:12	
EPA 300.0 Rev 2.1 1993	Fluoride	0.28	mg/L	0.10	12/19/23 21:12	
EPA 300.0 Rev 2.1 1993	Sulfate	193	mg/L	4.0	12/20/23 08:53	
92704380003	**HAM-PT-09**					
EPA 6010D	Iron	0.061	mg/L	0.040	01/03/24 21:05	
EPA 6010D	Manganese	0.014J	mg/L	0.040	01/03/24 21:05	
EPA 6010D	Potassium	1.6	mg/L	0.50	01/03/24 21:05	
EPA 6010D	Sodium	2.2	mg/L	1.0	01/03/24 21:05	
EPA 6010D	Calcium	13.3	mg/L	1.0	01/03/24 21:05	
EPA 6010D	Magnesium	27.7	mg/L	0.050	01/03/24 21:05	
EPA 6020B	Barium	0.010	mg/L	0.0050	12/19/23 22:00	

This report shall not be reproduced, except in full,
without the written consent of Pace Analytical Services, LLC.

Pace Analytical Services, LLC
9800 Kincey Ave. Suite 100
Huntersville, NC 28078
(704)875-9092

SUMMARY OF DETECTION

Project: Hammond AP-1
Pace Project No.: 92704380

Lab Sample ID Method	Client Sample ID Parameters	Result	Units	Report Limit	Analyzed	Qualifiers
92704380003	**HAM-PT-09**					
EPA 6020B	Boron	0.19	mg/L	0.040	12/19/23 22:00	
EPA 6020B	Cadmium	0.00013J	mg/L	0.00050	12/19/23 22:00	
EPA 6020B	Molybdenum	0.55	mg/L	0.010	12/19/23 22:00	
SM 2320B-2011	Alkalinity,Bicarbonate (CaCO3)	14.7	mg/L	5.0	12/23/23 14:04	
SM 2320B-2011	Alkalinity,Carbonate (CaCO3)	103	mg/L	5.0	12/23/23 14:04	
SM 2320B-2011	Alkalinity, Total as CaCO3	118	mg/L	5.0	12/23/23 14:04	
SM 2540C-2015	Total Dissolved Solids	136	mg/L	25.0	12/20/23 09:14	
EPA 300.0 Rev 2.1 1993	Chloride	7.4	mg/L	1.0	12/19/23 21:27	
EPA 300.0 Rev 2.1 1993	Fluoride	0.43	mg/L	0.10	12/19/23 21:27	
EPA 300.0 Rev 2.1 1993	Sulfate	24.9	mg/L	1.0	12/19/23 21:27	
92704380004	**HAM-PT-10**					
EPA 6010D	Iron	0.71	mg/L	0.040	01/03/24 21:10	
EPA 6010D	Manganese	0.59	mg/L	0.040	01/03/24 21:10	
EPA 6010D	Potassium	7.5	mg/L	0.50	01/03/24 21:10	
EPA 6010D	Sodium	8.9	mg/L	1.0	01/03/24 21:10	
EPA 6010D	Calcium	137	mg/L	1.0	01/03/24 21:10	
EPA 6010D	Magnesium	18.9	mg/L	0.050	01/03/24 21:10	
EPA 6020B	Barium	0.063	mg/L	0.0050	12/19/23 22:11	
EPA 6020B	Boron	1.6	mg/L	0.040	12/19/23 22:11	
EPA 6020B	Cobalt	0.0027J	mg/L	0.0050	12/19/23 22:11	
EPA 6020B	Lithium	0.0026J	mg/L	0.030	12/19/23 22:11	
EPA 6020B	Molybdenum	0.21	mg/L	0.010	12/19/23 22:11	
SM 2320B-2011	Alkalinity,Bicarbonate (CaCO3)	141	mg/L	5.0	12/26/23 13:15	
SM 2320B-2011	Alkalinity, Total as CaCO3	141	mg/L	5.0	12/26/23 13:15	
SM 2540C-2015	Total Dissolved Solids	569	mg/L	25.0	12/20/23 09:14	
EPA 300.0 Rev 2.1 1993	Chloride	46.9	mg/L	1.0	12/19/23 21:41	
EPA 300.0 Rev 2.1 1993	Fluoride	0.33	mg/L	0.10	12/19/23 21:41	
EPA 300.0 Rev 2.1 1993	Sulfate	206	mg/L	5.0	12/20/23 09:07	
92704380005	**HAM-AP-1-EB-01**					
EPA 6020B	Boron	0.012J	mg/L	0.040	12/19/23 22:15	
92704380007	**HAM-AP-1-FD-01**					
EPA 6010D	Iron	0.72	mg/L	0.040	01/03/24 21:39	
EPA 6010D	Manganese	0.57	mg/L	0.040	01/03/24 21:39	
EPA 6010D	Potassium	7.2	mg/L	0.50	01/03/24 21:39	
EPA 6010D	Sodium	8.7	mg/L	1.0	01/03/24 21:39	
EPA 6010D	Calcium	133	mg/L	1.0	01/03/24 21:39	
EPA 6010D	Magnesium	18.4	mg/L	0.050	01/03/24 21:39	
EPA 6020B	Barium	0.061	mg/L	0.0050	12/19/23 22:23	
EPA 6020B	Boron	1.6	mg/L	0.040	12/19/23 22:23	
EPA 6020B	Cobalt	0.0026J	mg/L	0.0050	12/19/23 22:23	
EPA 6020B	Lithium	0.0025J	mg/L	0.030	12/19/23 22:23	
EPA 6020B	Molybdenum	0.21	mg/L	0.010	12/19/23 22:23	
SM 2320B-2011	Alkalinity,Bicarbonate (CaCO3)	142	mg/L	5.0	12/26/23 13:44	
SM 2320B-2011	Alkalinity, Total as CaCO3	142	mg/L	5.0	12/26/23 13:44	
SM 2540C-2015	Total Dissolved Solids	564	mg/L	25.0	12/20/23 09:14	
EPA 300.0 Rev 2.1 1993	Chloride	47.2	mg/L	1.0	12/19/23 21:56	M1

This report shall not be reproduced, except in full,
without the written consent of Pace Analytical Services, LLC.

Pace Analytical Services, LLC
9800 Kincey Ave. Suite 100
Huntersville, NC 28078
(704)875-9092

SUMMARY OF DETECTION

Project: Hammond AP-1
Pace Project No.: 92704380

Lab Sample ID Method	Client Sample ID Parameters	Result	Units	Report Limit	Analyzed	Qualifiers
92704380007	**HAM-AP-1-FD-01**					
EPA 300.0 Rev 2.1 1993	Fluoride	0.33	mg/L	0.10	12/19/23 21:56	
EPA 300.0 Rev 2.1 1993	Sulfate	208	mg/L	5.0	12/20/23 09:21	M1

This report shall not be reproduced, except in full,
without the written consent of Pace Analytical Services, LLC.

Pace Analytical Services, LLC
9800 Kincey Ave. Suite 100
Huntersville, NC 28078
(704)875-9092

ANALYTICAL RESULTS

Project: Hammond AP-1
Pace Project No.: 92704380

Sample: HAM-PT-07 **Lab ID: 92704380001** Collected: 12/14/23 11:47 Received: 12/15/23 09:40 Matrix: Water

Parameters	Results	Units	Report Limit	MDL	DF	Prepared	Analyzed	CAS No.	Qual
6010D ATL ICP	Analytical Method: EPA 6010D Preparation Method: EPA 3010A Pace Analytical Services - Peachtree Corners, GA								
Iron	**10.5**	mg/L	0.040	0.025	1	12/29/23 12:33	01/03/24 20:41	7439-89-6	
Manganese	**3.3**	mg/L	0.040	0.011	1	12/29/23 12:33	01/03/24 20:41	7439-96-5	
Potassium	**6.2**	mg/L	0.50	0.15	1	12/29/23 12:33	01/03/24 20:41	7440-09-7	
Sodium	**7.4**	mg/L	1.0	0.58	1	12/29/23 12:33	01/03/24 20:41	7440-23-5	
Calcium	**116**	mg/L	1.0	0.12	1	12/29/23 12:33	01/03/24 20:41	7440-70-2	
Magnesium	**35.6**	mg/L	0.050	0.012	1	12/29/23 12:33	01/03/24 20:41	7439-95-4	
6020 MET ICPMS	Analytical Method: EPA 6020B Preparation Method: EPA 3005A Pace Analytical Services - Peachtree Corners, GA								
Antimony	ND	mg/L	0.0030	0.00054	1	12/19/23 09:47	12/19/23 21:42	7440-36-0	
Arsenic	**0.19**	mg/L	0.010	0.00084	1	12/19/23 09:47	12/19/23 21:42	7440-38-2	
Barium	**0.065**	mg/L	0.0050	0.00047	1	12/19/23 09:47	12/19/23 21:42	7440-39-3	
Beryllium	**0.000097J**	mg/L	0.00050	0.000094	1	12/19/23 09:47	12/19/23 21:42	7440-41-7	
Boron	**1.0**	mg/L	0.040	0.012	1	12/19/23 09:47	12/19/23 21:42	7440-42-8	
Cadmium	ND	mg/L	0.00050	0.00010	1	12/19/23 09:47	12/19/23 21:42	7440-43-9	
Chromium	ND	mg/L	0.0050	0.0019	1	12/19/23 09:47	12/19/23 21:42	7440-47-3	
Cobalt	**0.025**	mg/L	0.0050	0.00032	1	12/19/23 09:47	12/19/23 21:42	7440-48-4	
Lead	ND	mg/L	0.0010	0.00016	1	12/19/23 09:47	12/19/23 21:42	7439-92-1	
Lithium	**0.061**	mg/L	0.030	0.0016	1	12/19/23 09:47	12/19/23 21:42	7439-93-2	
Molybdenum	**0.012**	mg/L	0.010	0.00062	1	12/19/23 09:47	12/19/23 21:42	7439-98-7	
Selenium	ND	mg/L	0.0050	0.00096	1	12/19/23 09:47	12/19/23 21:42	7782-49-2	
Thallium	ND	mg/L	0.0010	0.00038	1	12/19/23 09:47	12/19/23 21:42	7440-28-0	
7470 Mercury	Analytical Method: EPA 7470A Preparation Method: EPA 7470A Pace Analytical Services - Peachtree Corners, GA								
Mercury	ND	mg/L	0.00020	0.00013	1	01/02/24 10:00	01/02/24 12:38	7439-97-6	
2320B Alkalinity	Analytical Method: SM 2320B-2011 Pace Analytical Services - Asheville								
Alkalinity,Bicarbonate (CaCO3)	**132**	mg/L	5.0	5.0	1		12/22/23 18:16		
Alkalinity,Carbonate (CaCO3)	ND	mg/L	5.0	5.0	1		12/22/23 18:16		
Alkalinity, Total as CaCO3	**132**	mg/L	5.0	5.0	1		12/22/23 18:16		
2540C Total Dissolved Solids	Analytical Method: SM 2540C-2015 Pace Analytical Services - Asheville								
Total Dissolved Solids	**596**	mg/L	50.0	50.0	1		12/20/23 09:13		
4500S2D Sulfide Water	Analytical Method: SM 4500-S2D-2011 Pace Analytical Services - Asheville								
Sulfide	ND	mg/L	0.10	0.022	1		12/19/23 02:30	18496-25-8	
300.0 IC Anions 28 Days	Analytical Method: EPA 300.0 Rev 2.1 1993 Pace Analytical Services - Asheville								
Chloride	**19.4**	mg/L	1.0	0.60	1		12/19/23 20:58	16887-00-6	

This report shall not be reproduced, except in full,
without the written consent of Pace Analytical Services, LLC.

Pace Analytical Services, LLC
9800 Kincey Ave. Suite 100
Huntersville, NC 28078
(704)875-9092

ANALYTICAL RESULTS

Project: Hammond AP-1
Pace Project No.: 92704380

Sample: HAM-PT-07 **Lab ID: 92704380001** Collected: 12/14/23 11:47 Received: 12/15/23 09:40 Matrix: Water

Parameters	Results	Units	Report Limit	MDL	DF	Prepared	Analyzed	CAS No.	Qual
300.0 IC Anions 28 Days	Analytical Method: EPA 300.0 Rev 2.1 1993 Pace Analytical Services - Asheville								
Fluoride	**0.38**	mg/L	0.10	0.050	1		12/19/23 20:58	16984-48-8	
Sulfate	**279**	mg/L	6.0	3.0	6		12/20/23 08:39	14808-79-8	

This report shall not be reproduced, except in full,
without the written consent of Pace Analytical Services, LLC.

Pace Analytical Services, LLC
9800 Kincey Ave. Suite 100
Huntersville, NC 28078
(704)875-9092

ANALYTICAL RESULTS

Project: Hammond AP-1
Pace Project No.: 92704380

Sample: HAM-PT-08 **Lab ID: 92704380002** Collected: 12/14/23 10:08 Received: 12/15/23 09:40 Matrix: Water

Parameters	Results	Units	Report Limit	MDL	DF	Prepared	Analyzed	CAS No.	Qual
6010D ATL ICP	Analytical Method: EPA 6010D Preparation Method: EPA 3010A Pace Analytical Services - Peachtree Corners, GA								
Iron	**5.0**	mg/L	0.040	0.025	1	12/29/23 12:33	01/03/24 20:46	7439-89-6	M1
Manganese	**2.9**	mg/L	0.040	0.011	1	12/29/23 12:33	01/03/24 20:46	7439-96-5	
Potassium	**5.2**	mg/L	0.50	0.15	1	12/29/23 12:33	01/03/24 20:46	7440-09-7	M1
Sodium	**6.4**	mg/L	1.0	0.58	1	12/29/23 12:33	01/03/24 20:46	7440-23-5	M1
Calcium	**108**	mg/L	1.0	0.12	1	12/29/23 12:33	01/03/24 20:46	7440-70-2	M1
Magnesium	**12.8**	mg/L	0.050	0.012	1	12/29/23 12:33	01/03/24 20:46	7439-95-4	M1
6020 MET ICPMS	Analytical Method: EPA 6020B Preparation Method: EPA 3005A Pace Analytical Services - Peachtree Corners, GA								
Antimony	ND	mg/L	0.0030	0.00054	1	12/19/23 09:47	12/19/23 21:57	7440-36-0	
Arsenic	**0.22**	mg/L	0.010	0.00084	1	12/19/23 09:47	12/19/23 21:57	7440-38-2	
Barium	**0.040**	mg/L	0.0050	0.00047	1	12/19/23 09:47	12/19/23 21:57	7440-39-3	
Beryllium	ND	mg/L	0.00050	0.000094	1	12/19/23 09:47	12/19/23 21:57	7440-41-7	
Boron	**1.0**	mg/L	0.040	0.012	1	12/19/23 09:47	12/19/23 21:57	7440-42-8	
Cadmium	ND	mg/L	0.00050	0.00010	1	12/19/23 09:47	12/19/23 21:57	7440-43-9	
Chromium	ND	mg/L	0.0050	0.0019	1	12/19/23 09:47	12/19/23 21:57	7440-47-3	
Cobalt	**0.026**	mg/L	0.0050	0.00032	1	12/19/23 09:47	12/19/23 21:57	7440-48-4	
Lead	ND	mg/L	0.0010	0.00016	1	12/19/23 09:47	12/19/23 21:57	7439-92-1	
Lithium	**0.017J**	mg/L	0.030	0.0016	1	12/19/23 09:47	12/19/23 21:57	7439-93-2	
Molybdenum	**0.031**	mg/L	0.010	0.00062	1	12/19/23 09:47	12/19/23 21:57	7439-98-7	
Selenium	ND	mg/L	0.0050	0.00096	1	12/19/23 09:47	12/19/23 21:57	7782-49-2	
Thallium	ND	mg/L	0.0010	0.00038	1	12/19/23 09:47	12/19/23 21:57	7440-28-0	
7470 Mercury	Analytical Method: EPA 7470A Preparation Method: EPA 7470A Pace Analytical Services - Peachtree Corners, GA								
Mercury	ND	mg/L	0.00020	0.00013	1	01/02/24 10:00	01/02/24 12:41	7439-97-6	
2320B Alkalinity	Analytical Method: SM 2320B-2011 Pace Analytical Services - Asheville								
Alkalinity,Bicarbonate (CaCO3)	**141**	mg/L	5.0	5.0	1		12/23/23 13:56		
Alkalinity,Carbonate (CaCO3)	ND	mg/L	5.0	5.0	1		12/23/23 13:56		
Alkalinity, Total as CaCO3	**141**	mg/L	5.0	5.0	1		12/23/23 13:56		
2540C Total Dissolved Solids	Analytical Method: SM 2540C-2015 Pace Analytical Services - Asheville								
Total Dissolved Solids	**471**	mg/L	25.0	25.0	1		12/20/23 09:13		
4500S2D Sulfide Water	Analytical Method: SM 4500-S2D-2011 Pace Analytical Services - Asheville								
Sulfide	ND	mg/L	0.10	0.022	1		12/19/23 02:30	18496-25-8	
300.0 IC Anions 28 Days	Analytical Method: EPA 300.0 Rev 2.1 1993 Pace Analytical Services - Asheville								
Chloride	**18.0**	mg/L	1.0	0.60	1		12/19/23 21:12	16887-00-6	

REPORT OF LABORATORY ANALYSIS

This report shall not be reproduced, except in full,
without the written consent of Pace Analytical Services, LLC.

Pace Analytical Services, LLC
9800 Kincey Ave. Suite 100
Huntersville, NC 28078
(704)875-9092

ANALYTICAL RESULTS

Project: Hammond AP-1
Pace Project No.: 92704380

Sample: HAM-PT-08 **Lab ID: 92704380002** Collected: 12/14/23 10:08 Received: 12/15/23 09:40 Matrix: Water

Parameters	Results	Units	Report Limit	MDL	DF	Prepared	Analyzed	CAS No.	Qual
300.0 IC Anions 28 Days	Analytical Method: EPA 300.0 Rev 2.1 1993 Pace Analytical Services - Asheville								
Fluoride	**0.28**	mg/L	0.10	0.050	1		12/19/23 21:12	16984-48-8	
Sulfate	**193**	mg/L	4.0	2.0	4		12/20/23 08:53	14808-79-8	

This report shall not be reproduced, except in full,
without the written consent of Pace Analytical Services, LLC.

Pace Analytical Services, LLC
9800 Kincey Ave. Suite 100
Huntersville, NC 28078
(704)875-9092

ANALYTICAL RESULTS

Project: Hammond AP-1
Pace Project No.: 92704380

Sample: HAM-PT-09 **Lab ID: 92704380003** Collected: 12/14/23 12:53 Received: 12/15/23 09:40 Matrix: Water

Parameters	Results	Units	Report Limit	MDL	DF	Prepared	Analyzed	CAS No.	Qual
6010D ATL ICP	Analytical Method: EPA 6010D Preparation Method: EPA 3010A Pace Analytical Services - Peachtree Corners, GA								
Iron	**0.061**	mg/L	0.040	0.025	1	12/29/23 12:33	01/03/24 21:05	7439-89-6	
Manganese	**0.014J**	mg/L	0.040	0.011	1	12/29/23 12:33	01/03/24 21:05	7439-96-5	
Potassium	**1.6**	mg/L	0.50	0.15	1	12/29/23 12:33	01/03/24 21:05	7440-09-7	
Sodium	**2.2**	mg/L	1.0	0.58	1	12/29/23 12:33	01/03/24 21:05	7440-23-5	
Calcium	**13.3**	mg/L	1.0	0.12	1	12/29/23 12:33	01/03/24 21:05	7440-70-2	
Magnesium	**27.7**	mg/L	0.050	0.012	1	12/29/23 12:33	01/03/24 21:05	7439-95-4	
6020 MET ICPMS	Analytical Method: EPA 6020B Preparation Method: EPA 3005A Pace Analytical Services - Peachtree Corners, GA								
Antimony	ND	mg/L	0.0030	0.00054	1	12/19/23 09:47	12/19/23 22:00	7440-36-0	
Arsenic	ND	mg/L	0.010	0.00084	1	12/19/23 09:47	12/19/23 22:00	7440-38-2	
Barium	**0.010**	mg/L	0.0050	0.00047	1	12/19/23 09:47	12/19/23 22:00	7440-39-3	
Beryllium	ND	mg/L	0.00050	0.000094	1	12/19/23 09:47	12/19/23 22:00	7440-41-7	
Boron	**0.19**	mg/L	0.040	0.012	1	12/19/23 09:47	12/19/23 22:00	7440-42-8	
Cadmium	**0.00013J**	mg/L	0.00050	0.00010	1	12/19/23 09:47	12/19/23 22:00	7440-43-9	
Chromium	ND	mg/L	0.0050	0.0019	1	12/19/23 09:47	12/19/23 22:00	7440-47-3	
Cobalt	ND	mg/L	0.0050	0.00032	1	12/19/23 09:47	12/19/23 22:00	7440-48-4	
Lead	ND	mg/L	0.0010	0.00016	1	12/19/23 09:47	12/19/23 22:00	7439-92-1	
Lithium	ND	mg/L	0.030	0.0016	1	12/19/23 09:47	12/19/23 22:00	7439-93-2	
Molybdenum	**0.55**	mg/L	0.010	0.00062	1	12/19/23 09:47	12/19/23 22:00	7439-98-7	
Selenium	ND	mg/L	0.0050	0.00096	1	12/19/23 09:47	12/19/23 22:00	7782-49-2	
Thallium	ND	mg/L	0.0010	0.00038	1	12/19/23 09:47	12/19/23 22:00	7440-28-0	
7470 Mercury	Analytical Method: EPA 7470A Preparation Method: EPA 7470A Pace Analytical Services - Peachtree Corners, GA								
Mercury	ND	mg/L	0.00020	0.00013	1	01/02/24 10:00	01/02/24 12:43	7439-97-6	
2320B Alkalinity	Analytical Method: SM 2320B-2011 Pace Analytical Services - Asheville								
Alkalinity,Bicarbonate (CaCO3)	**14.7**	mg/L	5.0	5.0	1		12/23/23 14:04		
Alkalinity,Carbonate (CaCO3)	**103**	mg/L	5.0	5.0	1		12/23/23 14:04		
Alkalinity, Total as CaCO3	**118**	mg/L	5.0	5.0	1		12/23/23 14:04		
2540C Total Dissolved Solids	Analytical Method: SM 2540C-2015 Pace Analytical Services - Asheville								
Total Dissolved Solids	**136**	mg/L	25.0	25.0	1		12/20/23 09:14		
4500S2D Sulfide Water	Analytical Method: SM 4500-S2D-2011 Pace Analytical Services - Asheville								
Sulfide	ND	mg/L	0.10	0.022	1		12/19/23 02:31	18496-25-8	
300.0 IC Anions 28 Days	Analytical Method: EPA 300.0 Rev 2.1 1993 Pace Analytical Services - Asheville								
Chloride	**7.4**	mg/L	1.0	0.60	1		12/19/23 21:27	16887-00-6	

This report shall not be reproduced, except in full,
without the written consent of Pace Analytical Services, LLC.

Pace Analytical Services, LLC
9800 Kincey Ave. Suite 100
Huntersville, NC 28078
(704)875-9092

ANALYTICAL RESULTS

Project: Hammond AP-1
Pace Project No.: 92704380

Sample: HAM-PT-09 **Lab ID: 92704380003** Collected: 12/14/23 12:53 Received: 12/15/23 09:40 Matrix: Water

Parameters	Results	Units	Report Limit	MDL	DF	Prepared	Analyzed	CAS No.	Qual
300.0 IC Anions 28 Days	Analytical Method: EPA 300.0 Rev 2.1 1993 Pace Analytical Services - Asheville								
Fluoride	**0.43**	mg/L	0.10	0.050	1		12/19/23 21:27	16984-48-8	
Sulfate	**24.9**	mg/L	1.0	0.50	1		12/19/23 21:27	14808-79-8	

This report shall not be reproduced, except in full,
without the written consent of Pace Analytical Services, LLC.

Pace Analytical Services, LLC
9800 Kincey Ave. Suite 100
Huntersville, NC 28078
(704)875-9092

ANALYTICAL RESULTS

Project: Hammond AP-1
Pace Project No.: 92704380

Sample: HAM-PT-10 **Lab ID: 92704380004** Collected: 12/14/23 10:55 Received: 12/15/23 09:40 Matrix: Water

Parameters	Results	Units	Report Limit	MDL	DF	Prepared	Analyzed	CAS No.	Qual
6010D ATL ICP	Analytical Method: EPA 6010D Preparation Method: EPA 3010A Pace Analytical Services - Peachtree Corners, GA								
Iron	**0.71**	mg/L	0.040	0.025	1	12/29/23 12:33	01/03/24 21:10	7439-89-6	
Manganese	**0.59**	mg/L	0.040	0.011	1	12/29/23 12:33	01/03/24 21:10	7439-96-5	
Potassium	**7.5**	mg/L	0.50	0.15	1	12/29/23 12:33	01/03/24 21:10	7440-09-7	
Sodium	**8.9**	mg/L	1.0	0.58	1	12/29/23 12:33	01/03/24 21:10	7440-23-5	
Calcium	**137**	mg/L	1.0	0.12	1	12/29/23 12:33	01/03/24 21:10	7440-70-2	
Magnesium	**18.9**	mg/L	0.050	0.012	1	12/29/23 12:33	01/03/24 21:10	7439-95-4	
6020 MET ICPMS	Analytical Method: EPA 6020B Preparation Method: EPA 3005A Pace Analytical Services - Peachtree Corners, GA								
Antimony	ND	mg/L	0.0030	0.00054	1	12/19/23 09:47	12/19/23 22:11	7440-36-0	
Arsenic	ND	mg/L	0.010	0.00084	1	12/19/23 09:47	12/19/23 22:11	7440-38-2	
Barium	**0.063**	mg/L	0.0050	0.00047	1	12/19/23 09:47	12/19/23 22:11	7440-39-3	
Beryllium	ND	mg/L	0.00050	0.000094	1	12/19/23 09:47	12/19/23 22:11	7440-41-7	
Boron	**1.6**	mg/L	0.040	0.012	1	12/19/23 09:47	12/19/23 22:11	7440-42-8	
Cadmium	ND	mg/L	0.00050	0.00010	1	12/19/23 09:47	12/19/23 22:11	7440-43-9	
Chromium	ND	mg/L	0.0050	0.0019	1	12/19/23 09:47	12/19/23 22:11	7440-47-3	
Cobalt	**0.0027J**	mg/L	0.0050	0.00032	1	12/19/23 09:47	12/19/23 22:11	7440-48-4	
Lead	ND	mg/L	0.0010	0.00016	1	12/19/23 09:47	12/19/23 22:11	7439-92-1	
Lithium	**0.0026J**	mg/L	0.030	0.0016	1	12/19/23 09:47	12/19/23 22:11	7439-93-2	
Molybdenum	**0.21**	mg/L	0.010	0.00062	1	12/19/23 09:47	12/19/23 22:11	7439-98-7	
Selenium	ND	mg/L	0.0050	0.00096	1	12/19/23 09:47	12/19/23 22:11	7782-49-2	
Thallium	ND	mg/L	0.0010	0.00038	1	12/19/23 09:47	12/19/23 22:11	7440-28-0	
7470 Mercury	Analytical Method: EPA 7470A Preparation Method: EPA 7470A Pace Analytical Services - Peachtree Corners, GA								
Mercury	ND	mg/L	0.00020	0.00013	1	01/02/24 10:00	01/02/24 12:46	7439-97-6	
2320B Alkalinity	Analytical Method: SM 2320B-2011 Pace Analytical Services - Asheville								
Alkalinity,Bicarbonate (CaCO3)	**141**	mg/L	5.0	5.0	1		12/26/23 13:15		
Alkalinity,Carbonate (CaCO3)	ND	mg/L	5.0	5.0	1		12/26/23 13:15		
Alkalinity, Total as CaCO3	**141**	mg/L	5.0	5.0	1		12/26/23 13:15		
2540C Total Dissolved Solids	Analytical Method: SM 2540C-2015 Pace Analytical Services - Asheville								
Total Dissolved Solids	**569**	mg/L	25.0	25.0	1		12/20/23 09:14		
4500S2D Sulfide Water	Analytical Method: SM 4500-S2D-2011 Pace Analytical Services - Asheville								
Sulfide	ND	mg/L	0.10	0.022	1		12/19/23 02:31	18496-25-8	
300.0 IC Anions 28 Days	Analytical Method: EPA 300.0 Rev 2.1 1993 Pace Analytical Services - Asheville								
Chloride	**46.9**	mg/L	1.0	0.60	1		12/19/23 21:41	16887-00-6	

This report shall not be reproduced, except in full,
without the written consent of Pace Analytical Services, LLC.

Pace Analytical Services, LLC
9800 Kincey Ave. Suite 100
Huntersville, NC 28078
(704)875-9092

ANALYTICAL RESULTS

Project: Hammond AP-1
Pace Project No.: 92704380

Sample: HAM-PT-10 **Lab ID: 92704380004** Collected: 12/14/23 10:55 Received: 12/15/23 09:40 Matrix: Water

Parameters	Results	Units	Report Limit	MDL	DF	Prepared	Analyzed	CAS No.	Qual
300.0 IC Anions 28 Days	Analytical Method: EPA 300.0 Rev 2.1 1993 Pace Analytical Services - Asheville								
Fluoride	**0.33**	mg/L	0.10	0.050	1		12/19/23 21:41	16984-48-8	
Sulfate	**206**	mg/L	5.0	2.5	5		12/20/23 09:07	14808-79-8	

This report shall not be reproduced, except in full,
without the written consent of Pace Analytical Services, LLC.

Pace Analytical Services, LLC
9800 Kincey Ave. Suite 100
Huntersville, NC 28078
(704)875-9092

ANALYTICAL RESULTS

Project: Hammond AP-1
Pace Project No.: 92704380

Sample: HAM-AP-1-EB-01 **Lab ID: 92704380005** Collected: 12/14/23 13:20 Received: 12/15/23 09:40 Matrix: Water

Parameters	Results	Units	Report Limit	MDL	DF	Prepared	Analyzed	CAS No.	Qual
6010D ATL ICP	Analytical Method: EPA 6010D Preparation Method: EPA 3010A Pace Analytical Services - Peachtree Corners, GA								
Iron	ND	mg/L	0.040	0.025	1	12/29/23 12:33	01/03/24 21:30	7439-89-6	
Manganese	ND	mg/L	0.040	0.011	1	12/29/23 12:33	01/03/24 21:30	7439-96-5	
Potassium	ND	mg/L	0.50	0.15	1	12/29/23 12:33	01/03/24 21:30	7440-09-7	
Sodium	ND	mg/L	1.0	0.58	1	12/29/23 12:33	01/03/24 21:30	7440-23-5	
Calcium	ND	mg/L	1.0	0.12	1	12/29/23 12:33	01/03/24 21:30	7440-70-2	
Magnesium	ND	mg/L	0.050	0.012	1	12/29/23 12:33	01/03/24 21:30	7439-95-4	
6020 MET ICPMS	Analytical Method: EPA 6020B Preparation Method: EPA 3005A Pace Analytical Services - Peachtree Corners, GA								
Antimony	ND	mg/L	0.0030	0.00054	1	12/19/23 09:47	12/19/23 22:15	7440-36-0	
Arsenic	ND	mg/L	0.010	0.00084	1	12/19/23 09:47	12/19/23 22:15	7440-38-2	
Barium	ND	mg/L	0.0050	0.00047	1	12/19/23 09:47	12/19/23 22:15	7440-39-3	
Beryllium	ND	mg/L	0.00050	0.000094	1	12/19/23 09:47	12/19/23 22:15	7440-41-7	
Boron	**0.012J**	mg/L	0.040	0.012	1	12/19/23 09:47	12/19/23 22:15	7440-42-8	
Cadmium	ND	mg/L	0.00050	0.00010	1	12/19/23 09:47	12/19/23 22:15	7440-43-9	
Chromium	ND	mg/L	0.0050	0.0019	1	12/19/23 09:47	12/19/23 22:15	7440-47-3	
Cobalt	ND	mg/L	0.0050	0.00032	1	12/19/23 09:47	12/19/23 22:15	7440-48-4	
Lead	ND	mg/L	0.0010	0.00016	1	12/19/23 09:47	12/19/23 22:15	7439-92-1	
Lithium	ND	mg/L	0.030	0.0016	1	12/19/23 09:47	12/19/23 22:15	7439-93-2	
Molybdenum	ND	mg/L	0.010	0.00062	1	12/19/23 09:47	12/19/23 22:15	7439-98-7	
Selenium	ND	mg/L	0.0050	0.00096	1	12/19/23 09:47	12/19/23 22:15	7782-49-2	
Thallium	ND	mg/L	0.0010	0.00038	1	12/19/23 09:47	12/19/23 22:15	7440-28-0	
7470 Mercury	Analytical Method: EPA 7470A Preparation Method: EPA 7470A Pace Analytical Services - Peachtree Corners, GA								
Mercury	ND	mg/L	0.00020	0.00013	1	01/02/24 10:00	01/02/24 12:49	7439-97-6	
2320B Alkalinity	Analytical Method: SM 2320B-2011 Pace Analytical Services - Asheville								
Alkalinity,Bicarbonate (CaCO3)	ND	mg/L	5.0	5.0	1		12/26/23 13:26		
Alkalinity,Carbonate (CaCO3)	ND	mg/L	5.0	5.0	1		12/26/23 13:26		
Alkalinity, Total as CaCO3	ND	mg/L	5.0	5.0	1		12/26/23 13:26		
2540C Total Dissolved Solids	Analytical Method: SM 2540C-2015 Pace Analytical Services - Asheville								
Total Dissolved Solids	ND	mg/L	25.0	25.0	1		12/20/23 09:14		
4500S2D Sulfide Water	Analytical Method: SM 4500-S2D-2011 Pace Analytical Services - Asheville								
Sulfide	ND	mg/L	0.10	0.022	1		12/19/23 02:33	18496-25-8	
300.0 IC Anions 28 Days	Analytical Method: EPA 300.0 Rev 2.1 1993 Pace Analytical Services - Asheville								
Chloride	ND	mg/L	1.0	0.60	1		12/19/23 16:17	16887-00-6	

This report shall not be reproduced, except in full,
without the written consent of Pace Analytical Services, LLC.

Pace Analytical Services, LLC
9800 Kincey Ave. Suite 100
Huntersville, NC 28078
(704)875-9092

ANALYTICAL RESULTS

Project: Hammond AP-1
Pace Project No.: 92704380

Sample: HAM-AP-1-EB-01 **Lab ID: 92704380005** Collected: 12/14/23 13:20 Received: 12/15/23 09:40 Matrix: Water

Parameters	Results	Units	Report Limit	MDL	DF	Prepared	Analyzed	CAS No.	Qual
300.0 IC Anions 28 Days	Analytical Method: EPA 300.0 Rev 2.1 1993 Pace Analytical Services - Asheville								
Fluoride	ND	mg/L	0.10	0.050	1		12/19/23 16:17	16984-48-8	
Sulfate	ND	mg/L	1.0	0.50	1		12/19/23 16:17	14808-79-8	

This report shall not be reproduced, except in full,
without the written consent of Pace Analytical Services, LLC.

Pace Analytical Services, LLC
9800 Kincey Ave. Suite 100
Huntersville, NC 28078
(704)875-9092

ANALYTICAL RESULTS

Project: Hammond AP-1
Pace Project No.: 92704380

Sample: HAM-AP-1-FB-01 **Lab ID: 92704380006** Collected: 12/14/23 13:05 Received: 12/15/23 09:40 Matrix: Water

Parameters	Results	Units	Report Limit	MDL	DF	Prepared	Analyzed	CAS No.	Qual
6010D ATL ICP	Analytical Method: EPA 6010D Preparation Method: EPA 3010A Pace Analytical Services - Peachtree Corners, GA								
Iron	ND	mg/L	0.040	0.025	1	12/29/23 12:33	01/03/24 21:34	7439-89-6	
Manganese	ND	mg/L	0.040	0.011	1	12/29/23 12:33	01/03/24 21:34	7439-96-5	
Potassium	ND	mg/L	0.50	0.15	1	12/29/23 12:33	01/03/24 21:34	7440-09-7	
Sodium	ND	mg/L	1.0	0.58	1	12/29/23 12:33	01/03/24 21:34	7440-23-5	
Calcium	ND	mg/L	1.0	0.12	1	12/29/23 12:33	01/03/24 21:34	7440-70-2	
Magnesium	ND	mg/L	0.050	0.012	1	12/29/23 12:33	01/03/24 21:34	7439-95-4	
6020 MET ICPMS	Analytical Method: EPA 6020B Preparation Method: EPA 3005A Pace Analytical Services - Peachtree Corners, GA								
Antimony	ND	mg/L	0.0030	0.00054	1	12/19/23 09:47	12/19/23 22:19	7440-36-0	
Arsenic	ND	mg/L	0.010	0.00084	1	12/19/23 09:47	12/19/23 22:19	7440-38-2	
Barium	ND	mg/L	0.0050	0.00047	1	12/19/23 09:47	12/19/23 22:19	7440-39-3	
Beryllium	ND	mg/L	0.00050	0.000094	1	12/19/23 09:47	12/19/23 22:19	7440-41-7	
Boron	ND	mg/L	0.040	0.012	1	12/19/23 09:47	12/19/23 22:19	7440-42-8	
Cadmium	ND	mg/L	0.00050	0.00010	1	12/19/23 09:47	12/19/23 22:19	7440-43-9	
Chromium	ND	mg/L	0.0050	0.0019	1	12/19/23 09:47	12/19/23 22:19	7440-47-3	
Cobalt	ND	mg/L	0.0050	0.00032	1	12/19/23 09:47	12/19/23 22:19	7440-48-4	
Lead	ND	mg/L	0.0010	0.00016	1	12/19/23 09:47	12/19/23 22:19	7439-92-1	
Lithium	ND	mg/L	0.030	0.0016	1	12/19/23 09:47	12/19/23 22:19	7439-93-2	
Molybdenum	ND	mg/L	0.010	0.00062	1	12/19/23 09:47	12/19/23 22:19	7439-98-7	
Selenium	ND	mg/L	0.0050	0.00096	1	12/19/23 09:47	12/19/23 22:19	7782-49-2	
Thallium	ND	mg/L	0.0010	0.00038	1	12/19/23 09:47	12/19/23 22:19	7440-28-0	
7470 Mercury	Analytical Method: EPA 7470A Preparation Method: EPA 7470A Pace Analytical Services - Peachtree Corners, GA								
Mercury	ND	mg/L	0.00020	0.00013	1	01/02/24 10:00	01/02/24 12:51	7439-97-6	
2320B Alkalinity	Analytical Method: SM 2320B-2011 Pace Analytical Services - Asheville								
Alkalinity,Bicarbonate (CaCO3)	ND	mg/L	5.0	5.0	1		12/26/23 13:40		
Alkalinity,Carbonate (CaCO3)	ND	mg/L	5.0	5.0	1		12/26/23 13:40		
Alkalinity, Total as CaCO3	ND	mg/L	5.0	5.0	1		12/26/23 13:40		
2540C Total Dissolved Solids	Analytical Method: SM 2540C-2015 Pace Analytical Services - Asheville								
Total Dissolved Solids	ND	mg/L	25.0	25.0	1		12/20/23 09:14		
4500S2D Sulfide Water	Analytical Method: SM 4500-S2D-2011 Pace Analytical Services - Asheville								
Sulfide	ND	mg/L	0.10	0.022	1		12/19/23 02:35	18496-25-8	
300.0 IC Anions 28 Days	Analytical Method: EPA 300.0 Rev 2.1 1993 Pace Analytical Services - Asheville								
Chloride	ND	mg/L	1.0	0.60	1		12/19/23 16:31	16887-00-6	

This report shall not be reproduced, except in full,
without the written consent of Pace Analytical Services, LLC.

Pace Analytical Services, LLC
9800 Kincey Ave. Suite 100
Huntersville, NC 28078
(704)875-9092

ANALYTICAL RESULTS

Project: Hammond AP-1
Pace Project No.: 92704380

Sample: HAM-AP-1-FB-01 **Lab ID: 92704380006** Collected: 12/14/23 13:05 Received: 12/15/23 09:40 Matrix: Water

Parameters	Results	Units	Report Limit	MDL	DF	Prepared	Analyzed	CAS No.	Qual
300.0 IC Anions 28 Days	Analytical Method: EPA 300.0 Rev 2.1 1993 Pace Analytical Services - Asheville								
Fluoride	ND	mg/L	0.10	0.050	1		12/19/23 16:31	16984-48-8	
Sulfate	ND	mg/L	1.0	0.50	1		12/19/23 16:31	14808-79-8	

This report shall not be reproduced, except in full,
without the written consent of Pace Analytical Services, LLC.

Pace Analytical Services, LLC
9800 Kincey Ave. Suite 100
Huntersville, NC 28078
(704)875-9092

ANALYTICAL RESULTS

Project: Hammond AP-1
Pace Project No.: 92704380

Sample: HAM-AP-1-FD-01 **Lab ID: 92704380007** Collected: 12/14/23 00:00 Received: 12/15/23 09:40 Matrix: Water

Parameters	Results	Units	Report Limit	MDL	DF	Prepared	Analyzed	CAS No.	Qual
6010D ATL ICP	Analytical Method: EPA 6010D Preparation Method: EPA 3010A Pace Analytical Services - Peachtree Corners, GA								
Iron	**0.72**	mg/L	0.040	0.025	1	12/29/23 12:33	01/03/24 21:39	7439-89-6	
Manganese	**0.57**	mg/L	0.040	0.011	1	12/29/23 12:33	01/03/24 21:39	7439-96-5	
Potassium	**7.2**	mg/L	0.50	0.15	1	12/29/23 12:33	01/03/24 21:39	7440-09-7	
Sodium	**8.7**	mg/L	1.0	0.58	1	12/29/23 12:33	01/03/24 21:39	7440-23-5	
Calcium	**133**	mg/L	1.0	0.12	1	12/29/23 12:33	01/03/24 21:39	7440-70-2	
Magnesium	**18.4**	mg/L	0.050	0.012	1	12/29/23 12:33	01/03/24 21:39	7439-95-4	
6020 MET ICPMS	Analytical Method: EPA 6020B Preparation Method: EPA 3005A Pace Analytical Services - Peachtree Corners, GA								
Antimony	ND	mg/L	0.0030	0.00054	1	12/19/23 09:47	12/19/23 22:23	7440-36-0	
Arsenic	ND	mg/L	0.010	0.00084	1	12/19/23 09:47	12/19/23 22:23	7440-38-2	
Barium	**0.061**	mg/L	0.0050	0.00047	1	12/19/23 09:47	12/19/23 22:23	7440-39-3	
Beryllium	ND	mg/L	0.00050	0.000094	1	12/19/23 09:47	12/19/23 22:23	7440-41-7	
Boron	**1.6**	mg/L	0.040	0.012	1	12/19/23 09:47	12/19/23 22:23	7440-42-8	
Cadmium	ND	mg/L	0.00050	0.00010	1	12/19/23 09:47	12/19/23 22:23	7440-43-9	
Chromium	ND	mg/L	0.0050	0.0019	1	12/19/23 09:47	12/19/23 22:23	7440-47-3	
Cobalt	**0.0026J**	mg/L	0.0050	0.00032	1	12/19/23 09:47	12/19/23 22:23	7440-48-4	
Lead	ND	mg/L	0.0010	0.00016	1	12/19/23 09:47	12/19/23 22:23	7439-92-1	
Lithium	**0.0025J**	mg/L	0.030	0.0016	1	12/19/23 09:47	12/19/23 22:23	7439-93-2	
Molybdenum	**0.21**	mg/L	0.010	0.00062	1	12/19/23 09:47	12/19/23 22:23	7439-98-7	
Selenium	ND	mg/L	0.0050	0.00096	1	12/19/23 09:47	12/19/23 22:23	7782-49-2	
Thallium	ND	mg/L	0.0010	0.00038	1	12/19/23 09:47	12/19/23 22:23	7440-28-0	
7470 Mercury	Analytical Method: EPA 7470A Preparation Method: EPA 7470A Pace Analytical Services - Peachtree Corners, GA								
Mercury	ND	mg/L	0.00020	0.00013	1	01/02/24 10:00	01/02/24 12:54	7439-97-6	
2320B Alkalinity	Analytical Method: SM 2320B-2011 Pace Analytical Services - Asheville								
Alkalinity,Bicarbonate (CaCO3)	**142**	mg/L	5.0	5.0	1		12/26/23 13:44		
Alkalinity,Carbonate (CaCO3)	ND	mg/L	5.0	5.0	1		12/26/23 13:44		
Alkalinity, Total as CaCO3	**142**	mg/L	5.0	5.0	1		12/26/23 13:44		
2540C Total Dissolved Solids	Analytical Method: SM 2540C-2015 Pace Analytical Services - Asheville								
Total Dissolved Solids	**564**	mg/L	25.0	25.0	1		12/20/23 09:14		
4500S2D Sulfide Water	Analytical Method: SM 4500-S2D-2011 Pace Analytical Services - Asheville								
Sulfide	ND	mg/L	0.10	0.022	1		12/19/23 02:35	18496-25-8	
300.0 IC Anions 28 Days	Analytical Method: EPA 300.0 Rev 2.1 1993 Pace Analytical Services - Asheville								
Chloride	**47.2**	mg/L	1.0	0.60	1		12/19/23 21:56	16887-00-6	M1

This report shall not be reproduced, except in full,
without the written consent of Pace Analytical Services, LLC.

Pace Analytical Services, LLC
9800 Kincey Ave. Suite 100
Huntersville, NC 28078
(704)875-9092

ANALYTICAL RESULTS

Project: Hammond AP-1
Pace Project No.: 92704380

Sample: HAM-AP-1-FD-01 **Lab ID: 92704380007** Collected: 12/14/23 00:00 Received: 12/15/23 09:40 Matrix: Water

Parameters	Results	Units	Report Limit	MDL	DF	Prepared	Analyzed	CAS No.	Qual
300.0 IC Anions 28 Days	Analytical Method: EPA 300.0 Rev 2.1 1993 Pace Analytical Services - Asheville								
Fluoride	**0.33**	mg/L	0.10	0.050	1		12/19/23 21:56	16984-48-8	
Sulfate	**208**	mg/L	5.0	2.5	5		12/20/23 09:21	14808-79-8	M1

This report shall not be reproduced, except in full,
without the written consent of Pace Analytical Services, LLC.

Pace Analytical Services, LLC
9800 Kincey Ave. Suite 100
Huntersville, NC 28078
(704)875-9092

QUALITY CONTROL DATA

Project: Hammond AP-1
Pace Project No.: 92704380

QC Batch: 822548
QC Batch Method: EPA 3010A
Analysis Method: EPA 6010D
Analysis Description: 6010D ATL
Laboratory: Pace Analytical Services - Peachtree Corners, GA
Associated Lab Samples: 92704380001, 92704380002, 92704380003, 92704380004, 92704380005, 92704380006, 92704380007

METHOD BLANK: 4255878
Matrix: Water
Associated Lab Samples: 92704380001, 92704380002, 92704380003, 92704380004, 92704380005, 92704380006, 92704380007

Parameter	Units	Blank Result	Reporting Limit	MDL	Analyzed	Qualifiers
Calcium	mg/L	ND	1.0	0.12	01/03/24 20:31	
Iron	mg/L	ND	0.040	0.025	01/03/24 20:31	
Magnesium	mg/L	ND	0.050	0.012	01/03/24 20:31	
Manganese	mg/L	ND	0.040	0.011	01/03/24 20:31	
Potassium	mg/L	ND	0.50	0.15	01/03/24 20:31	
Sodium	mg/L	ND	1.0	0.58	01/03/24 20:31	

LABORATORY CONTROL SAMPLE: 4255879

Parameter	Units	Spike Conc.	LCS Result	LCS % Rec	% Rec Limits	Qualifiers
Calcium	mg/L	1	1.0	102	80-120	
Iron	mg/L	1	1.0	103	80-120	
Magnesium	mg/L	1	1.0	104	80-120	
Manganese	mg/L	1	1.0	103	80-120	
Potassium	mg/L	1	0.95	95	80-120	
Sodium	mg/L	1	1.0	102	80-120	

MATRIX SPIKE & MATRIX SPIKE DUPLICATE: 4255880 4255881

Parameter	Units	92704380002 Result	MS Spike Conc.	MSD Spike Conc.	MS Result	MSD Result	MS % Rec	MSD % Rec	% Rec Limits	RPD	Max RPD	Qual
Calcium	mg/L	108	1	1	114	118	642	982	75-125	3	20	M1
Iron	mg/L	5.0	1	1	6.3	6.4	122	140	75-125	3	20	M1
Magnesium	mg/L	12.8	1	1	14.5	14.9	175	215	75-125	3	20	M1
Manganese	mg/L	2.9	1	1	4.1	4.2	115	125	75-125	2	20	
Potassium	mg/L	5.2	1	1	6.4	6.6	125	142	75-125	3	20	M1
Sodium	mg/L	6.4	1	1	7.8	8.0	143	158	75-125	2	20	M1

Results presented on this page are in the units indicated by the "Units" column except where an alternate unit is presented to the right of the result.

This report shall not be reproduced, except in full,
without the written consent of Pace Analytical Services, LLC.

Pace Analytical Services, LLC
9800 Kincey Ave. Suite 100
Huntersville, NC 28078
(704)875-9092

QUALITY CONTROL DATA

Project: Hammond AP-1
Pace Project No.: 92704380

QC Batch: 820367
QC Batch Method: EPA 3005A
Analysis Method: EPA 6020B
Analysis Description: 6020 MET
Laboratory: Pace Analytical Services - Peachtree Corners, GA
Associated Lab Samples: 92704380001, 92704380002, 92704380003, 92704380004, 92704380005, 92704380006, 92704380007

METHOD BLANK: 4246342 Matrix: Water
Associated Lab Samples: 92704380001, 92704380002, 92704380003, 92704380004, 92704380005, 92704380006, 92704380007

Parameter	Units	Blank Result	Reporting Limit	MDL	Analyzed	Qualifiers
Antimony	mg/L	ND	0.0030	0.00054	12/19/23 21:27	
Arsenic	mg/L	ND	0.010	0.00084	12/19/23 21:27	
Barium	mg/L	ND	0.0050	0.00047	12/19/23 21:27	
Beryllium	mg/L	ND	0.00050	0.000094	12/19/23 21:27	
Boron	mg/L	ND	0.040	0.012	12/19/23 21:27	
Cadmium	mg/L	ND	0.00050	0.00010	12/19/23 21:27	
Chromium	mg/L	ND	0.0050	0.0019	12/19/23 21:27	
Cobalt	mg/L	ND	0.0050	0.00032	12/19/23 21:27	
Lead	mg/L	ND	0.0010	0.00016	12/19/23 21:27	
Lithium	mg/L	ND	0.030	0.0016	12/19/23 21:27	
Molybdenum	mg/L	ND	0.010	0.00062	12/19/23 21:27	
Selenium	mg/L	ND	0.0050	0.00096	12/19/23 21:27	
Thallium	mg/L	ND	0.0010	0.00038	12/19/23 21:27	

LABORATORY CONTROL SAMPLE: 4246343

Parameter	Units	Spike Conc.	LCS Result	LCS % Rec	% Rec Limits	Qualifiers
Antimony	mg/L	0.1	0.10	100	80-120	
Arsenic	mg/L	0.1	0.097	97	80-120	
Barium	mg/L	0.1	0.098	98	80-120	
Beryllium	mg/L	0.1	0.099	99	80-120	
Boron	mg/L	1	1.1	110	80-120	
Cadmium	mg/L	0.1	0.096	96	80-120	
Chromium	mg/L	0.1	0.097	97	80-120	
Cobalt	mg/L	0.1	0.096	96	80-120	
Lead	mg/L	0.1	0.096	96	80-120	
Lithium	mg/L	0.1	0.11	105	80-120	
Molybdenum	mg/L	0.1	0.096	96	80-120	
Selenium	mg/L	0.1	0.099	99	80-120	
Thallium	mg/L	0.1	0.096	96	80-120	

MATRIX SPIKE & MATRIX SPIKE DUPLICATE: 4246344 4246345

Parameter	Units	92704380001 Result	MS Spike Conc.	MSD Spike Conc.	MS Result	MSD Result	MS % Rec	MSD % Rec	% Rec Limits	RPD	Max RPD	Qual
Antimony	mg/L	ND	0.1	0.1	0.10	0.098	101	97	75-125	4	20	
Arsenic	mg/L	0.19	0.1	0.1	0.28	0.28	94	87	75-125	3	20	

Results presented on this page are in the units indicated by the "Units" column except where an alternate unit is presented to the right of the result.

REPORT OF LABORATORY ANALYSIS

This report shall not be reproduced, except in full,
without the written consent of Pace Analytical Services, LLC.

Pace Analytical Services, LLC
9800 Kincey Ave. Suite 100
Huntersville, NC 28078
(704)875-9092

QUALITY CONTROL DATA

Project: Hammond AP-1
Pace Project No.: 92704380

MATRIX SPIKE & MATRIX SPIKE DUPLICATE: 4246344 4246345

Parameter	Units	92704380001 Result	MS Spike Conc.	MSD Spike Conc.	MS Result	MSD Result	MS % Rec	MSD % Rec	% Rec Limits	RPD	Max RPD	Qual
Barium	mg/L	0.065	0.1	0.1	0.16	0.15	92	86	75-125	4	20	
Beryllium	mg/L	0.000097J	0.1	0.1	0.090	0.089	90	89	75-125	1	20	
Boron	mg/L	1.0	1	1	1.9	1.9	90	84	75-125	3	20	
Cadmium	mg/L	ND	0.1	0.1	0.099	0.096	99	96	75-125	3	20	
Chromium	mg/L	ND	0.1	0.1	0.095	0.090	94	90	75-125	5	20	
Cobalt	mg/L	0.025	0.1	0.1	0.12	0.11	94	89	75-125	4	20	
Lead	mg/L	ND	0.1	0.1	0.093	0.089	93	89	75-125	4	20	
Lithium	mg/L	0.061	0.1	0.1	0.16	0.16	98	95	75-125	2	20	
Molybdenum	mg/L	0.012	0.1	0.1	0.11	0.11	95	93	75-125	2	20	
Selenium	mg/L	ND	0.1	0.1	0.10	0.099	100	99	75-125	2	20	
Thallium	mg/L	ND	0.1	0.1	0.093	0.090	93	89	75-125	4	20	

Results presented on this page are in the units indicated by the "Units" column except where an alternate unit is presented to the right of the result.

This report shall not be reproduced, except in full,
without the written consent of Pace Analytical Services, LLC.

Pace Analytical Services, LLC
9800 Kincey Ave. Suite 100
Huntersville, NC 28078
(704)875-9092

QUALITY CONTROL DATA

Project: Hammond AP-1
Pace Project No.: 92704380

QC Batch: 822758
QC Batch Method: EPA 7470A
Analysis Method: EPA 7470A
Analysis Description: 7470 Mercury
Laboratory: Pace Analytical Services - Peachtree Corners, GA
Associated Lab Samples: 92704380001, 92704380002, 92704380003, 92704380004, 92704380005, 92704380006, 92704380007

METHOD BLANK: 4256785
Matrix: Water
Associated Lab Samples: 92704380001, 92704380002, 92704380003, 92704380004, 92704380005, 92704380006, 92704380007

Parameter	Units	Blank Result	Reporting Limit	MDL	Analyzed	Qualifiers
Mercury	mg/L	ND	0.00020	0.00013	01/02/24 12:33	

LABORATORY CONTROL SAMPLE: 4256786

Parameter	Units	Spike Conc.	LCS Result	LCS % Rec	% Rec Limits	Qualifiers
Mercury	mg/L	0.0025	0.0023	94	80-120	

MATRIX SPIKE & MATRIX SPIKE DUPLICATE: 4256787 4256788

Parameter	Units	92704450001 Result	MS Spike Conc.	MSD Spike Conc.	MS Result	MSD Result	MS % Rec	MSD % Rec	% Rec Limits	RPD	Max RPD	Qual
Mercury	mg/L	ND	0.0025	0.0025	0.0023	0.0023	91	92	75-125	1	20	

Results presented on this page are in the units indicated by the "Units" column except where an alternate unit is presented to the right of the result.

This report shall not be reproduced, except in full,
without the written consent of Pace Analytical Services, LLC.

Pace Analytical Services, LLC
9800 Kincey Ave. Suite 100
Huntersville, NC 28078
(704)875-9092

QUALITY CONTROL DATA

Project: Hammond AP-1
Pace Project No.: 92704380

QC Batch: 821483
QC Batch Method: SM 2320B-2011
Analysis Method: SM 2320B-2011
Analysis Description: 2320B Alkalinity
Laboratory: Pace Analytical Services - Asheville
Associated Lab Samples: 92704380001

METHOD BLANK: 4251544 Matrix: Water
Associated Lab Samples: 92704380001

Parameter	Units	Blank Result	Reporting Limit	MDL	Analyzed	Qualifiers
Alkalinity, Total as CaCO3	mg/L	ND	5.0	5.0	12/22/23 14:27	
Alkalinity,Bicarbonate (CaCO3)	mg/L	ND	5.0	5.0	12/22/23 14:27	
Alkalinity,Carbonate (CaCO3)	mg/L	ND	5.0	5.0	12/22/23 14:27	

LABORATORY CONTROL SAMPLE: 4251545

Parameter	Units	Spike Conc.	LCS Result	LCS % Rec	% Rec Limits	Qualifiers
Alkalinity, Total as CaCO3	mg/L	50	50.7	101	80-120	

LABORATORY CONTROL SAMPLE: 4251546

Parameter	Units	Spike Conc.	LCS Result	LCS % Rec	% Rec Limits	Qualifiers
Alkalinity, Total as CaCO3	mg/L	50	52.0	104	80-120	

MATRIX SPIKE & MATRIX SPIKE DUPLICATE: 4251547 4251548

Parameter	Units	92704102005 Result	MS Spike Conc.	MSD Spike Conc.	MS Result	MSD Result	MS % Rec	MSD % Rec	% Rec Limits	RPD	Max RPD	Qual
Alkalinity, Total as CaCO3	mg/L	1550000 ug/L	50	50	1540	1510	-16	-88	80-120	2	25	M1

MATRIX SPIKE & MATRIX SPIKE DUPLICATE: 4251549 4251550

Parameter	Units	92704102006 Result	MS Spike Conc.	MSD Spike Conc.	MS Result	MSD Result	MS % Rec	MSD % Rec	% Rec Limits	RPD	Max RPD	Qual
Alkalinity, Total as CaCO3	mg/L	684000 ug/L	50	50	716	693	65	18	80-120	3	25	M1

Results presented on this page are in the units indicated by the "Units" column except where an alternate unit is presented to the right of the result.

REPORT OF LABORATORY ANALYSIS

This report shall not be reproduced, except in full,
without the written consent of Pace Analytical Services, LLC.

Pace Analytical Services, LLC
9800 Kincey Ave. Suite 100
Huntersville, NC 28078
(704)875-9092

QUALITY CONTROL DATA

Project: Hammond AP-1
Pace Project No.: 92704380

QC Batch: 821627
QC Batch Method: SM 2320B-2011
Analysis Method: SM 2320B-2011
Analysis Description: 2320B Alkalinity
Laboratory: Pace Analytical Services - Asheville
Associated Lab Samples: 92704380002, 92704380003

METHOD BLANK: 4252357 Matrix: Water
Associated Lab Samples: 92704380002, 92704380003

Parameter	Units	Blank Result	Reporting Limit	MDL	Analyzed	Qualifiers
Alkalinity, Total as CaCO3	mg/L	ND	5.0	5.0	12/23/23 13:09	
Alkalinity,Bicarbonate (CaCO3)	mg/L	ND	5.0	5.0	12/23/23 13:09	
Alkalinity,Carbonate (CaCO3)	mg/L	ND	5.0	5.0	12/23/23 13:09	

LABORATORY CONTROL SAMPLE: 4252358

Parameter	Units	Spike Conc.	LCS Result	LCS % Rec	% Rec Limits	Qualifiers
Alkalinity, Total as CaCO3	mg/L	50	50.3	101	80-120	

LABORATORY CONTROL SAMPLE: 4252359

Parameter	Units	Spike Conc.	LCS Result	LCS % Rec	% Rec Limits	Qualifiers
Alkalinity, Total as CaCO3	mg/L	50	50.4	101	80-120	

MATRIX SPIKE & MATRIX SPIKE DUPLICATE: 4252360 4252361

Parameter	Units	92705001007 Result	MS Spike Conc.	MSD Spike Conc.	MS Result	MSD Result	MS % Rec	MSD % Rec	% Rec Limits	RPD	Max RPD	Qual
Alkalinity, Total as CaCO3	mg/L	220	50	50	261	265	82	91	80-120	2	25	

MATRIX SPIKE & MATRIX SPIKE DUPLICATE: 4252362 4252363

Parameter	Units	92705001008 Result	MS Spike Conc.	MSD Spike Conc.	MS Result	MSD Result	MS % Rec	MSD % Rec	% Rec Limits	RPD	Max RPD	Qual
Alkalinity, Total as CaCO3	mg/L	288	50	50	333	331	89	86	80-120	1	25	

Results presented on this page are in the units indicated by the "Units" column except where an alternate unit is presented to the right of the result.

This report shall not be reproduced, except in full,
without the written consent of Pace Analytical Services, LLC.

Pace Analytical Services, LLC
9800 Kincey Ave. Suite 100
Huntersville, NC 28078
(704)875-9092

QUALITY CONTROL DATA

Project: Hammond AP-1
Pace Project No.: 92704380

QC Batch: 821692
QC Batch Method: SM 2320B-2011
Analysis Method: SM 2320B-2011
Analysis Description: 2320B Alkalinity
Laboratory: Pace Analytical Services - Asheville
Associated Lab Samples: 92704380004, 92704380005, 92704380006, 92704380007

METHOD BLANK: 4252505 Matrix: Water
Associated Lab Samples: 92704380004, 92704380005, 92704380006, 92704380007

Parameter	Units	Blank Result	Reporting Limit	MDL	Analyzed	Qualifiers
Alkalinity, Total as CaCO3	mg/L	ND	5.0	5.0	12/26/23 12:08	
Alkalinity,Bicarbonate (CaCO3)	mg/L	ND	5.0	5.0	12/26/23 12:08	
Alkalinity,Carbonate (CaCO3)	mg/L	ND	5.0	5.0	12/26/23 12:08	

LABORATORY CONTROL SAMPLE: 4252506

Parameter	Units	Spike Conc.	LCS Result	LCS % Rec	% Rec Limits	Qualifiers
Alkalinity, Total as CaCO3	mg/L	50	50.4	101	80-120	

LABORATORY CONTROL SAMPLE: 4252507

Parameter	Units	Spike Conc.	LCS Result	LCS % Rec	% Rec Limits	Qualifiers
Alkalinity, Total as CaCO3	mg/L	50	49.9	100	80-120	

MATRIX SPIKE & MATRIX SPIKE DUPLICATE: 4252508 4252509

Parameter	Units	92704430003 Result	MS Spike Conc.	MSD Spike Conc.	MS Result	MSD Result	MS % Rec	MSD % Rec	% Rec Limits	RPD	Max RPD	Qual
Alkalinity, Total as CaCO3	mg/L	165	50	50	215	217	101	104	80-120	1	25	

MATRIX SPIKE & MATRIX SPIKE DUPLICATE: 4253206 4253207

Parameter	Units	92704293003 Result	MS Spike Conc.	MSD Spike Conc.	MS Result	MSD Result	MS % Rec	MSD % Rec	% Rec Limits	RPD	Max RPD	Qual
Alkalinity, Total as CaCO3	mg/L	ND	50	50	51.1	51.0	102	102	80-120	0	25	

Results presented on this page are in the units indicated by the "Units" column except where an alternate unit is presented to the right of the result.

REPORT OF LABORATORY ANALYSIS

This report shall not be reproduced, except in full,
without the written consent of Pace Analytical Services, LLC.

Pace Analytical Services, LLC
9800 Kincey Ave. Suite 100
Huntersville, NC 28078
(704)875-9092

QUALITY CONTROL DATA

Project: Hammond AP-1
Pace Project No.: 92704380

QC Batch: 820740
QC Batch Method: SM 2540C-2015
Analysis Method: SM 2540C-2015
Analysis Description: 2540C Total Dissolved Solids
Laboratory: Pace Analytical Services - Asheville
Associated Lab Samples: 92704380001, 92704380002, 92704380003, 92704380004, 92704380005, 92704380006, 92704380007

METHOD BLANK: 4248061
Matrix: Water
Associated Lab Samples: 92704380001, 92704380002, 92704380003, 92704380004, 92704380005, 92704380006, 92704380007

Parameter	Units	Blank Result	Reporting Limit	MDL	Analyzed	Qualifiers
Total Dissolved Solids	mg/L	ND	25.0	25.0	12/20/23 09:11	

LABORATORY CONTROL SAMPLE: 4248062

Parameter	Units	Spike Conc.	LCS Result	LCS % Rec	% Rec Limits	Qualifiers
Total Dissolved Solids	mg/L	250	254	102	90-110	

SAMPLE DUPLICATE: 4248063

Parameter	Units	92704064040 Result	Dup Result	RPD	Max RPD	Qualifiers
Total Dissolved Solids	mg/L	712	664	7	25	

SAMPLE DUPLICATE: 4248064

Parameter	Units	92704102005 Result	Dup Result	RPD	Max RPD	Qualifiers
Total Dissolved Solids	mg/L	1780000 ug/L	1830	3	25	

Results presented on this page are in the units indicated by the "Units" column except where an alternate unit is presented to the right of the result.

This report shall not be reproduced, except in full,
without the written consent of Pace Analytical Services, LLC.

Pace Analytical Services, LLC
9800 Kincey Ave. Suite 100
Huntersville, NC 28078
(704)875-9092

QUALITY CONTROL DATA

Project: Hammond AP-1
Pace Project No.: 92704380

QC Batch: 820386
QC Batch Method: SM 4500-S2D-2011
Analysis Method: SM 4500-S2D-2011
Analysis Description: 4500S2D Sulfide Water
Laboratory: Pace Analytical Services - Asheville
Associated Lab Samples: 92704380001, 92704380002, 92704380003, 92704380004

METHOD BLANK: 4246441 Matrix: Water
Associated Lab Samples: 92704380001, 92704380002, 92704380003, 92704380004

Parameter	Units	Blank Result	Reporting Limit	MDL	Analyzed	Qualifiers
Sulfide	mg/L	ND	0.10	0.022	12/19/23 02:16	

LABORATORY CONTROL SAMPLE: 4246442

Parameter	Units	Spike Conc.	LCS Result	LCS % Rec	% Rec Limits	Qualifiers
Sulfide	mg/L	0.5	0.50	99	80-120	

MATRIX SPIKE & MATRIX SPIKE DUPLICATE: 4246443 4246444

Parameter	Units	92703855001 Result	MS Spike Conc.	MSD Spike Conc.	MS Result	MSD Result	MS % Rec	MSD % Rec	% Rec Limits	RPD	Max RPD	Qual
Sulfide	mg/L	52.5J ug/L	0.5	0.5	0.41	0.39	71	68	80-120	4	10	M1

MATRIX SPIKE & MATRIX SPIKE DUPLICATE: 4246445 4246446

Parameter	Units	92704102006 Result	MS Spike Conc.	MSD Spike Conc.	MS Result	MSD Result	MS % Rec	MSD % Rec	% Rec Limits	RPD	Max RPD	Qual
Sulfide	mg/L	ND	0.5	0.5	0.45	0.48	88	93	80-120	6	10	

Results presented on this page are in the units indicated by the "Units" column except where an alternate unit is presented to the right of the result.

This report shall not be reproduced, except in full,
without the written consent of Pace Analytical Services, LLC.

Pace Analytical Services, LLC
9800 Kincey Ave. Suite 100
Huntersville, NC 28078
(704)875-9092

QUALITY CONTROL DATA

Project: Hammond AP-1
Pace Project No.: 92704380

QC Batch: 820387
QC Batch Method: SM 4500-S2D-2011
Analysis Method: SM 4500-S2D-2011
Analysis Description: 4500S2D Sulfide Water
Laboratory: Pace Analytical Services - Asheville
Associated Lab Samples: 92704380005, 92704380006, 92704380007

METHOD BLANK: 4246447 Matrix: Water
Associated Lab Samples: 92704380005, 92704380006, 92704380007

Parameter	Units	Blank Result	Reporting Limit	MDL	Analyzed	Qualifiers
Sulfide	mg/L	ND	0.10	0.022	12/19/23 02:32	

LABORATORY CONTROL SAMPLE: 4246448

Parameter	Units	Spike Conc.	LCS Result	LCS % Rec	% Rec Limits	Qualifiers
Sulfide	mg/L	0.5	0.49	98	80-120	

MATRIX SPIKE & MATRIX SPIKE DUPLICATE: 4246449 4246450

Parameter	Units	92704380005 Result	MS Spike Conc.	MSD Spike Conc.	MS Result	MSD Result	MS % Rec	MSD % Rec	% Rec Limits	RPD	Max RPD	Qual
Sulfide	mg/L	ND	0.5	0.5	0.51	0.52	101	103	80-120	2	10	

Results presented on this page are in the units indicated by the "Units" column except where an alternate unit is presented to the right of the result.

REPORT OF LABORATORY ANALYSIS

This report shall not be reproduced, except in full,
without the written consent of Pace Analytical Services, LLC.

Pace Analytical Services, LLC
9800 Kincey Ave. Suite 100
Huntersville, NC 28078
(704)875-9092

QUALITY CONTROL DATA

Project: Hammond AP-1
Pace Project No.: 92704380

QC Batch: 820470
QC Batch Method: EPA 300.0 Rev 2.1 1993
Analysis Method: EPA 300.0 Rev 2.1 1993
Analysis Description: 300.0 IC Anions
Laboratory: Pace Analytical Services - Asheville
Associated Lab Samples: 92704380001, 92704380002, 92704380003, 92704380004, 92704380005, 92704380006, 92704380007

METHOD BLANK: 4246670 Matrix: Water
Associated Lab Samples: 92704380001, 92704380002, 92704380003, 92704380004, 92704380005, 92704380006, 92704380007

Parameter	Units	Blank Result	Reporting Limit	MDL	Analyzed	Qualifiers
Chloride	mg/L	ND	1.0	0.60	12/19/23 15:48	
Fluoride	mg/L	ND	0.10	0.050	12/19/23 15:48	
Sulfate	mg/L	ND	1.0	0.50	12/19/23 15:48	

LABORATORY CONTROL SAMPLE: 4246671

Parameter	Units	Spike Conc.	LCS Result	LCS % Rec	% Rec Limits	Qualifiers
Chloride	mg/L	50	52.3	105	90-110	
Fluoride	mg/L	2.5	2.7	109	90-110	
Sulfate	mg/L	50	53.0	106	90-110	

MATRIX SPIKE & MATRIX SPIKE DUPLICATE: 4246672 4246673

Parameter	Units	92704424001 Result	MS Spike Conc.	MSD Spike Conc.	MS Result	MSD Result	MS % Rec	MSD % Rec	% Rec Limits	RPD	Max RPD	Qual
Chloride	mg/L	19.3	50	50	71.3	72.0	104	105	90-110	1	10	
Fluoride	mg/L	1.5	2.5	2.5	4.0	4.1	102	105	90-110	2	10	
Sulfate	mg/L	142	50	50	195	205	105	126	90-110	5	10	M1

MATRIX SPIKE & MATRIX SPIKE DUPLICATE: 4246674 4246675

Parameter	Units	92704380007 Result	MS Spike Conc.	MSD Spike Conc.	MS Result	MSD Result	MS % Rec	MSD % Rec	% Rec Limits	RPD	Max RPD	Qual
Chloride	mg/L	47.2	50	50	98.7	89.7	103	85	90-110	10	10	M1
Fluoride	mg/L	0.33	2.5	2.5	2.8	2.9	98	101	90-110	3	10	
Sulfate	mg/L	208	50	50	252	253	89	90	90-110	0	10	M1

Results presented on this page are in the units indicated by the "Units" column except where an alternate unit is presented to the right of the result.

This report shall not be reproduced, except in full,
without the written consent of Pace Analytical Services, LLC.

Pace Analytical Services, LLC
9800 Kincey Ave. Suite 100
Huntersville, NC 28078
(704)875-9092

QUALIFIERS

Project: Hammond AP-1
Pace Project No.: 92704380

DEFINITIONS

DF - Dilution Factor, if reported, represents the factor applied to the reported data due to dilution of the sample aliquot.

ND - Not Detected at or above adjusted reporting limit.

TNTC - Too Numerous To Count

J - Estimated concentration above the adjusted method detection limit and below the adjusted reporting limit.

MDL - Adjusted Method Detection Limit.

PQL - Practical Quantitation Limit.

RL - Reporting Limit - The lowest concentration value that meets project requirements for quantitative data with known precision and bias for a specific analyte in a specific matrix.

S - Surrogate

1,2-Diphenylhydrazine decomposes to and cannot be separated from Azobenzene using Method 8270. The result for each analyte is a combined concentration.

Consistent with EPA guidelines, unrounded data are displayed and have been used to calculate % recovery and RPD values.

LCS(D) - Laboratory Control Sample (Duplicate)

MS(D) - Matrix Spike (Duplicate)

DUP - Sample Duplicate

RPD - Relative Percent Difference

NC - Not Calculable.

SG - Silica Gel - Clean-Up

U - Indicates the compound was analyzed for, but not detected.

Acid preservation may not be appropriate for 2 Chloroethylvinyl ether.

A separate vial preserved to a pH of 4-5 is recommended in SW846 Chapter 4 for the analysis of Acrolein and Acrylonitrile by EPA Method 8260.

N-Nitrosodiphenylamine decomposes and cannot be separated from Diphenylamine using Method 8270. The result reported for each analyte is a combined concentration.

Reported results are not rounded until the final step prior to reporting. Therefore, calculated parameters that are typically reported as "Total" may vary slightly from the sum of the reported component parameters.

Pace Analytical is TNI accredited. Contact your Pace PM for the current list of accredited analytes.

TNI - The NELAC Institute.

ANALYTE QUALIFIERS

M1 Matrix spike recovery exceeded QC limits. Batch accepted based on laboratory control sample (LCS) recovery.

This report shall not be reproduced, except in full,
without the written consent of Pace Analytical Services, LLC.

Pace Analytical Services, LLC
9800 Kincey Ave. Suite 100
Huntersville, NC 28078
(704)875-9092

QUALITY CONTROL DATA CROSS REFERENCE TABLE

Project: Hammond AP-1
Pace Project No.: 92704380

Lab ID	Sample ID	QC Batch Method	QC Batch	Analytical Method	Analytical Batch
92704380001	**HAM-PT-07**	EPA 3010A	822548	EPA 6010D	822631
92704380002	**HAM-PT-08**	EPA 3010A	822548	EPA 6010D	822631
92704380003	**HAM-PT-09**	EPA 3010A	822548	EPA 6010D	822631
92704380004	**HAM-PT-10**	EPA 3010A	822548	EPA 6010D	822631
92704380005	**HAM-AP-1-EB-01**	EPA 3010A	822548	EPA 6010D	822631
92704380006	**HAM-AP-1-FB-01**	EPA 3010A	822548	EPA 6010D	822631
92704380007	**HAM-AP-1-FD-01**	EPA 3010A	822548	EPA 6010D	822631
92704380001	**HAM-PT-07**	EPA 3005A	820367	EPA 6020B	820566
92704380002	**HAM-PT-08**	EPA 3005A	820367	EPA 6020B	820566
92704380003	**HAM-PT-09**	EPA 3005A	820367	EPA 6020B	820566
92704380004	**HAM-PT-10**	EPA 3005A	820367	EPA 6020B	820566
92704380005	**HAM-AP-1-EB-01**	EPA 3005A	820367	EPA 6020B	820566
92704380006	**HAM-AP-1-FB-01**	EPA 3005A	820367	EPA 6020B	820566
92704380007	**HAM-AP-1-FD-01**	EPA 3005A	820367	EPA 6020B	820566
92704380001	**HAM-PT-07**	EPA 7470A	822758	EPA 7470A	822818
92704380002	**HAM-PT-08**	EPA 7470A	822758	EPA 7470A	822818
92704380003	**HAM-PT-09**	EPA 7470A	822758	EPA 7470A	822818
92704380004	**HAM-PT-10**	EPA 7470A	822758	EPA 7470A	822818
92704380005	**HAM-AP-1-EB-01**	EPA 7470A	822758	EPA 7470A	822818
92704380006	**HAM-AP-1-FB-01**	EPA 7470A	822758	EPA 7470A	822818
92704380007	**HAM-AP-1-FD-01**	EPA 7470A	822758	EPA 7470A	822818
92704380001	**HAM-PT-07**	SM 2320B-2011	821483		
92704380002	**HAM-PT-08**	SM 2320B-2011	821627		
92704380003	**HAM-PT-09**	SM 2320B-2011	821627		
92704380004	**HAM-PT-10**	SM 2320B-2011	821692		
92704380005	**HAM-AP-1-EB-01**	SM 2320B-2011	821692		
92704380006	**HAM-AP-1-FB-01**	SM 2320B-2011	821692		
92704380007	**HAM-AP-1-FD-01**	SM 2320B-2011	821692		
92704380001	**HAM-PT-07**	SM 2540C-2015	820740		
92704380002	**HAM-PT-08**	SM 2540C-2015	820740		
92704380003	**HAM-PT-09**	SM 2540C-2015	820740		
92704380004	**HAM-PT-10**	SM 2540C-2015	820740		
92704380005	**HAM-AP-1-EB-01**	SM 2540C-2015	820740		
92704380006	**HAM-AP-1-FB-01**	SM 2540C-2015	820740		
92704380007	**HAM-AP-1-FD-01**	SM 2540C-2015	820740		
92704380001	**HAM-PT-07**	SM 4500-S2D-2011	820386		
92704380002	**HAM-PT-08**	SM 4500-S2D-2011	820386		
92704380003	**HAM-PT-09**	SM 4500-S2D-2011	820386		
92704380004	**HAM-PT-10**	SM 4500-S2D-2011	820386		
92704380005	**HAM-AP-1-EB-01**	SM 4500-S2D-2011	820387		
92704380006	**HAM-AP-1-FB-01**	SM 4500-S2D-2011	820387		
92704380007	**HAM-AP-1-FD-01**	SM 4500-S2D-2011	820387		
92704380001	**HAM-PT-07**	EPA 300.0 Rev 2.1 1993	820470		
92704380002	**HAM-PT-08**	EPA 300.0 Rev 2.1 1993	820470		

This report shall not be reproduced, except in full,
without the written consent of Pace Analytical Services, LLC.

Pace Analytical Services, LLC
9800 Kincey Ave. Suite 100
Huntersville, NC 28078
(704)875-9092

QUALITY CONTROL DATA CROSS REFERENCE TABLE

Project: Hammond AP-1
Pace Project No.: 92704380

Lab ID	Sample ID	QC Batch Method	QC Batch	Analytical Method	Analytical Batch
92704380003	**HAM-PT-09**	EPA 300.0 Rev 2.1 1993	820470		
92704380004	**HAM-PT-10**	EPA 300.0 Rev 2.1 1993	820470		
92704380005	**HAM-AP-1-EB-01**	EPA 300.0 Rev 2.1 1993	820470		
92704380006	**HAM-AP-1-FB-01**	EPA 300.0 Rev 2.1 1993	820470		
92704380007	**HAM-AP-1-FD-01**	EPA 300.0 Rev 2.1 1993	820470		

This report shall not be reproduced, except in full,
without the written consent of Pace Analytical Services, LLC.

Pace Analytical
www.pacelabs.com

CHAIN-OF-CUSTODY / Analytical Request Document

The Chain-of-Custody is a LEGAL DOCUMENT All relevant fields must be completed accurately

Page: 1 of 1

Section A Required Client Information

Company:	GA Power
Address:	Atlanta, GA
Email To:	SCS Contacts
Phone	Fax
Requested Due Date/TAT:	5 day

Section B Required Project Information:

Report To:	SCS Contacts
Copy To:	Geosyntec Contacts
Purchase Order No:	GPC82474-0001
Project Name:	Hammond AP-1
Project Number	

Section C Invoice Information

Attention	Southern Co
Company Name	
Address	
Pace Quote Reference:	
Pace Project Manager	Bonnie Vang
Pace Profile #:	10839

REGULATORY AGENCY

NPDES GROUND WATER DRINKING WATER
UST RCRA ☑ OTHER CCR

Site Location STATE: GA

Section D Required Client Information

Valid Matrix Codes

MATRIX	CODE
DRINKING WATER	DW
WATER	WT
WASTE WATER	WW
PRODUCT	P
SOIL/SOLID	SL
OIL	OL
WIPE	WP
AIR	AR
OTHER	OT
TISSUE	TS

SAMPLE ID (A-Z 0-9 / ,-) Sample IDs MUST BE UNIQUE

Requested Analysis Filtered (Y/N)

ITEM #	SAMPLE ID	MATRIX CODE (see valid codes to left)	SAMPLE TYPE (G=GRAB C=COMP)	COLLECTED COMPOSITE DATE	COLLECTED COMPOSITE TIME	COLLECTED COMPOSITE DATE	COLLECTED COMPOSITE TIME	SAMPLE TEMP AT COLLECTION	# OF CONTAINERS	Unpreserved	H_2SO_4	HNO_3	HCl	NaOH	$Na_2S_2O_3$	Methanol	Other	Analysis Test Y/N	Chloride, Fluoride, Sulfate	Full App III and IV metals	Major Ions (Profile 10839-2)	TDS	Residual Chlorine (Y/N)	Pace Project No./ Lab I.D.
1	HAM-PT-07	WG	G	12/14/2023	1147			21	5	3		1					1		X	X	X	X	N	
2	HAM-PT-08	WG	G	12/14/2024	1008			19	5	3		1					1		X	X	X	X	N	
3	HAM-PT-09	WG	G	12/14/2025	1253			21	5	3		1					1		X	X	X	X	N	
4	HAM-PT-10	WG	G	12/14/2026	1055			20	5	3		1					1		X	X	X	X	N	
5	HAM-AP1-EB-01	WQ	G	12/14/2027	1320			20	5	3		1					1		X	X	X	X	N	
6	HAM-AP1-FB-01	WQ	G	12/14/2028	1305			20	5	3		1					1		X	X	X	X	N	
7	HAM-AP1-FD-01	WG	G	12/14/2029	0000			20	5	3		1					1		X	X	X	X	N	
8																								
9																								
10																								
11																								
12																								

ADDITIONAL COMMENTS	RELINQUISHED BY / AFFILIATION	DATE	TIME	ACCEPTED BY / AFFILIATION	DATE	TIME	SAMPLE CONDITIONS
Task Code HAM-CCR-CA-20231214	Zain Webb / Geosyntec	12/14/23	1656	Thomas Hessler / Geosyntec	12/14/2023	1656	
	Thomas Hessler / Geosyntec	12/14/2023	0940	Ryan Williams / Pace	12/14/2023	0940	
	Ryan Williams / Pace	12/15/2023	1450		12/15	1450	

SAMPLER NAME AND SIGNATURE

PRINT Name of SAMPLER: Zain Webb, Tristan Orndorff / Geosyntec Consultants, Inc

SIGNATURE of SAMPLER: Zain Webb DATE Signed (MM/DD/YY): 12/14/23

Temp in °C	Received on Ice (Y/N)	Custody Sealed Cooler (Y/N)	Samples Intact (Y/N)

* Important Note: By signing this form you are accepting Pace's NET 30 day payment terms and agreeing to late charges of 1.5% per month for any invoices not paid within 30 days

Pace

DC#_Title: ENV-FRM-HUN1-0083 v03_Sample Condition Upon Receipt

Effective Date: 11/29/2023

Laboratory receiving samples:

Asheville ☐ **Eden** ☐ **Greenwood** ☐ **Huntersville** ☐ **Raleigh** ☐ **Mechanicsville** ☐ **Atlanta** ☑ **Kernersville** ☐

Sample Condition Upon Receipt

Client Name: Ga Power

Project #:

Courier: ☐ Commercial ☐ Fed Ex ☑ Pace ☐ UPS ☐ USPS ☐ Other:____ ☐ Client

Custody Seal Present? ☑ Yes ☐ No **Seals Intact?** ☑ Yes ☐ No ☐ N/A

Date/Initials Person Examining Contents: 12/15/23 JU

Packing Material: ☑ Bubble Wrap ☐ Bubble Bags ☐ None ☐ Other

Biological Tissue Frozen? ☐ Yes ☐ No ☑ N/A

Thermometer: ☑ IR Gun ID: 230 **Type of Ice:** ☑ Wet ☐ Blue ☐ None

Cooler Temp: 1.1 **Correction Factor:** Add/Subtract (°C) 0.0

Temp should be above freezing to 6°C

☐ Samples out of temp criteria. Samples on ice, cooling process has begun

Cooler Temp Corrected (°C): 1.1

USDA Regulated Soil (☐ N/A, water sample)

Did samples originate in a quarantine zone within the United States: CA, NY, or SC (check maps)? ☐ Yes ☐ No

Did samples originate from a foreign source (internationally, including Hawaii and Puerto Rico)? ☐ Yes ☐ No

				Comments/Discrepancy:
Chain of Custody Present?	☑ Yes	☐ No	☐ N/A	1.
Samples Arrived within Hold Time?	☑ Yes	☐ No	☐ N/A	2.
Short Hold Time Analysis (<72 hr.)?	☑ Yes	☐ No	☐ N/A	3.
Rush Turn Around Time Requested?	☐ Yes	☑ No	☐ N/A	4.
Sufficient Volume?	☑ Yes	☐ No	☐ N/A	5.
Correct Containers Used?	☑ Yes	☐ No	☐ N/A	6.
-Pace Containers Used?	☑ Yes	☐ No	☐ N/A	
Containers Intact?	☑ Yes	☐ No	☐ N/A	7.
Dissolved analysis: Samples Field Filtered?	☐ Yes	☐ No	☑ N/A	8.
Sample Labels Match COC?	☑ Yes	☐ No	☐ N/A	9.
Includes Date/Time/ID/Analysis Matrix: W				
Headspace in VOA Vials (>5-6mm)?	☐ Yes	☐ No	☑ N/A	10.
Trip Blank Present?	☐ Yes	☐ No	☑ N/A	11.
Trip Blank Custody Seals Present?	☐ Yes	☐ No	☑ N/A	

COMMENTS/SAMPLE DISCREPANCY

Field Data Required? ☐ Yes ☐ No

Lot ID of split containers:

CLIENT NOTIFICATION/RESOLUTION

Person contacted: _____ Date/Time: _____

Project Manager SCURF Review: _____ **Date:** _____

Project Manager SRF Review: _____ **Date:** _____

***Check mark top half of box if pH and/or dechlorination is verified and within the acceptance range for preservation samples.**

Exceptions: VOA, Coliform, TOC, Oil and Grease, DRO/8015 (water) DOC, LLHg

****Bottom half of box is to list number of bottles**

*****Check all unpreserved Nitrates for chlorine**

Project #

Item#	BP4U-125 mL Plastic Unpreserved (N/A) (Cl-)	BP3U-250 mL Plastic Unpreserved (N/A)	BP2U-500 mL Plastic Unpreserved (N/A)	BP1U-1 liter Plastic Unpreserved (N/A)	BP4S-125 mL Plastic H2SO4 (pH < 2) (Cl-)	BP3N-250 mL plastic HNO3 (pH < 2)	BP4Z-125 mL Plastic ZN Acetate & NaOH (>9)	BP4B-125 mL Plastic NaOH (pH > 12) (Cl-)	WGFU-Wide-mouthed Glass jar Unpreserved	AG1U-1 liter Amber Unpreserved (N/A) (Cl-)	AG1H-1 liter Amber HCl (pH < 2)	AG3U-250 mL Amber Unpreserved (N/A) (Cl-)	AG1S-1 liter Amber H2SO4 (pH < 2)	AG3S-250 mL Amber H2SO4 (pH < 2)	DG94-40 mL Amber NH4Cl (N/A)(Cl-)	DG9H-40 mL VOA HCl (N/A)	VG9T-40 mL VOA Na2S2O3 (N/A)	VG9U-40 mL VOA Unpreserved (N/A)	DG9V-40 mL VOA H3PO4 (N/A)	KP7U-50 mL Plastic Unpreserved (N/A)	V/GK (3 vials per kit)-VPH/Gas kit (N/A)	SP5T-125 mL Sterile Plastic (N/A – lab)	SP2T-250 mL Sterile Plastic (N/A – lab)		BP3R-250 mL Plastic (NH2)2SO4 (9.3-9.7)	AG0U-100 mL Amber Unpreserved (N/A) (Cl-)	VSGU-20 mL Scintillation vials (N/A)	DG9U-40 mL Amber Unpreserved vials (N/A)
1		2				1		1																				
2		2				1		1																				
3		2				1		1																				
4		2				1		1																				
5		2				1		1																				
6		2				1		1																				
7		2				1		1																				
8																												
9																												
10																												
11																												
12																												

pH Adjustment Log for Preserved Samples

Sample ID	Type of Preservative	pH upon receipt	Date preservation adjusted	Time preservation adjusted	Amount of Preservative added	Lot #

Note: Whenever there is a discrepancy affecting North Carolina compliance samples, a copy of this form will be sent to the North Carolina DENR Certification Office (i.e Out of hold, incorrect preservative, out of temp, incorrect containers.

Pace Analytical Services, LLC
9800 Kincey Ave. Suite 100
Huntersville, NC 28078
(704)875-9092

January 10, 2024

Kristen Jurinko
Southern Company
241 Ralph McGill Blvd NE
Bin 10160
Atlanta, GA 30308

RE: Project: Hammond AP-1
Pace Project No.: 92705258

Dear Kristen Jurinko:

Enclosed are the analytical results for sample(s) received by the laboratory on December 21, 2023. The results relate only to the samples included in this report. Results reported herein conform to the applicable TNI/NELAC Standards and the laboratory's Quality Manual, where applicable, unless otherwise noted in the body of the report.

The test results provided in this final report were generated by each of the following laboratories within the Pace Network:

- Pace Analytical Services - Asheville
- Pace Analytical Services - Peachtree Corners, GA

If you have any questions concerning this report, please feel free to contact me.

Sincerely,

Bonnie Vang

Bonnie Vang
bonnie.vang@pacelabs.com
704-977-0968
Project Manager

Enclosures

cc: Kip Gray, Geosyntec
Christine Hug, Geosyntec Consultants, Inc.
Thomas Kessler, Geosyntec Consultants
Whitney Law, Geosyntec Consultants
Laura Midkiff, Southern Company
Caroline Nelson, Geosyntec
Anthony Szwast, Geosyntec Consultants

This report shall not be reproduced, except in full,
without the written consent of Pace Analytical Services, LLC.

Pace Analytical Services, LLC
9800 Kincey Ave. Suite 100
Huntersville, NC 28078
(704)875-9092

CERTIFICATIONS

Project:	Hammond AP-1
Pace Project No.:	92705258

Pace Analytical Services Asheville

2225 Riverside Drive, Asheville, NC 28804
Florida/NELAP Certification #: E87648
North Carolina Drinking Water Certification #: 37712
North Carolina Wastewater Certification #: 40
South Carolina Laboratory ID: 99030
South Carolina Certification #: 99030001
Virginia/VELAP Certification #: 460222

Pace Analytical Services Peachtree Corners

110 Technology Pkwy, Peachtree Corners, GA 30092
Florida DOH Certification #: E87315
Georgia DW Inorganics Certification #: 812
North Carolina Certification #: 381
South Carolina Certification #: 98011001
Virginia Certification #: 460204

This report shall not be reproduced, except in full,
without the written consent of Pace Analytical Services, LLC.

Pace Analytical Services, LLC
9800 Kincey Ave. Suite 100
Huntersville, NC 28078
(704)875-9092

SAMPLE SUMMARY

Project: Hammond AP-1
Pace Project No.: 92705258

Lab ID	Sample ID	Matrix	Date Collected	Date Received
92705258001	**HAM-PT-07**	Water	12/20/23 13:11	12/21/23 14:45
92705258002	**HAM-PT-08**	Water	12/20/23 14:25	12/21/23 14:45
92705258003	**HAM-PT-09**	Water	12/20/23 14:30	12/21/23 14:45
92705258004	**HAM-PT-10**	Water	12/20/23 12:03	12/21/23 14:45
92705258005	**HAM-AP1-EB-01**	Water	12/20/23 15:10	12/21/23 14:45
92705258006	**HAM-AP1-FB-01**	Water	12/20/23 15:15	12/21/23 14:45
92705258007	**HAM-AP1-FD-01**	Water	12/20/23 00:00	12/21/23 14:45

This report shall not be reproduced, except in full,
without the written consent of Pace Analytical Services, LLC.

Pace Analytical Services, LLC
9800 Kincey Ave. Suite 100
Huntersville, NC 28078
(704)875-9092

SAMPLE ANALYTE COUNT

Project: Hammond AP-1
Pace Project No.: 92705258

Lab ID	Sample ID	Method	Analysts	Analytes Reported
92705258001	**HAM-PT-07**	EPA 6020B	CW1, MT1	3
		EPA 300.0 Rev 2.1 1993	CDC	1
92705258002	**HAM-PT-08**	EPA 6020B	CW1, MT1	3
		EPA 300.0 Rev 2.1 1993	CDC	1
92705258003	**HAM-PT-09**	EPA 6020B	CW1, MT1	3
		EPA 300.0 Rev 2.1 1993	CDC	1
92705258004	**HAM-PT-10**	EPA 6020B	CW1, MT1	3
		EPA 300.0 Rev 2.1 1993	CDC	1
92705258005	**HAM-AP1-EB-01**	EPA 6020B	CW1, MT1	4
		EPA 300.0 Rev 2.1 1993	CDC	1
92705258006	**HAM-AP1-FB-01**	EPA 6020B	CW1, MT1	4
		EPA 300.0 Rev 2.1 1993	CDC	1
92705258007	**HAM-AP1-FD-01**	EPA 6020B	CW1, MT1	4
		EPA 300.0 Rev 2.1 1993	CDC	1

PASI-A = Pace Analytical Services - Asheville
PASI-GA = Pace Analytical Services - Peachtree Corners, GA

This report shall not be reproduced, except in full,
without the written consent of Pace Analytical Services, LLC.

Pace Analytical Services, LLC
9800 Kincey Ave. Suite 100
Huntersville, NC 28078
(704)875-9092

SUMMARY OF DETECTION

Project: Hammond AP-1
Pace Project No.: 92705258

Lab Sample ID Method	Client Sample ID Parameters	Result	Units	Report Limit	Analyzed	Qualifiers
92705258001	**HAM-PT-07**					
EPA 6020B	Arsenic	0.24	mg/L	0.010	01/08/24 17:53	
EPA 6020B	Boron	1.0	mg/L	0.040	01/08/24 17:53	M1
EPA 6020B	Iron	13.4	mg/L	0.40	01/09/24 14:09	M1
EPA 300.0 Rev 2.1 1993	Sulfate	280	mg/L	6.0	12/27/23 05:23	
92705258002	**HAM-PT-08**					
EPA 6020B	Arsenic	0.22	mg/L	0.010	01/08/24 18:10	
EPA 6020B	Boron	0.90	mg/L	0.040	01/08/24 18:10	
EPA 6020B	Iron	4.8	mg/L	0.040	01/09/24 14:20	
EPA 300.0 Rev 2.1 1993	Sulfate	191	mg/L	4.0	12/27/23 05:38	
92705258003	**HAM-PT-09**					
EPA 6020B	Boron	0.44	mg/L	0.040	01/08/24 18:14	
EPA 6020B	Iron	0.24	mg/L	0.040	01/09/24 14:24	
EPA 6020B	Molybdenum	0.54	mg/L	0.010	01/08/24 18:14	
EPA 300.0 Rev 2.1 1993	Sulfate	97.1	mg/L	1.0	12/26/23 23:44	
92705258004	**HAM-PT-10**					
EPA 6020B	Boron	1.3	mg/L	0.040	01/08/24 18:18	
EPA 6020B	Iron	0.78	mg/L	0.040	01/09/24 14:27	
EPA 6020B	Molybdenum	0.20	mg/L	0.010	01/08/24 18:18	
EPA 300.0 Rev 2.1 1993	Sulfate	165	mg/L	4.0	12/27/23 05:53	
92705258005	**HAM-AP1-EB-01**					
EPA 6020B	Boron	0.020J	mg/L	0.040	01/08/24 18:23	
92705258006	**HAM-AP1-FB-01**					
EPA 6020B	Iron	0.011J	mg/L	0.040	01/09/24 14:35	
92705258007	**HAM-AP1-FD-01**					
EPA 6020B	Arsenic	0.00091J	mg/L	0.010	01/08/24 18:39	
EPA 6020B	Boron	0.44	mg/L	0.040	01/08/24 18:39	
EPA 6020B	Iron	0.23	mg/L	0.040	01/09/24 14:39	
EPA 6020B	Molybdenum	0.57	mg/L	0.010	01/09/24 14:39	
EPA 300.0 Rev 2.1 1993	Sulfate	97.1	mg/L	1.0	12/27/23 01:05	

This report shall not be reproduced, except in full,
without the written consent of Pace Analytical Services, LLC.

Pace Analytical Services, LLC
9800 Kincey Ave. Suite 100
Huntersville, NC 28078
(704)875-9092

ANALYTICAL RESULTS

Project: Hammond AP-1
Pace Project No.: 92705258

Sample: HAM-PT-07 **Lab ID: 92705258001** Collected: 12/20/23 13:11 Received: 12/21/23 14:45 Matrix: Water

Parameters	Results	Units	Report Limit	MDL	DF	Prepared	Analyzed	CAS No.	Qual
6020 MET ICPMS	Analytical Method: EPA 6020B Preparation Method: EPA 3005A Pace Analytical Services - Peachtree Corners, GA								
Arsenic	**0.24**	mg/L	0.010	0.00084	1	01/08/24 10:18	01/08/24 17:53	7440-38-2	
Boron	**1.0**	mg/L	0.040	0.012	1	01/08/24 10:18	01/08/24 17:53	7440-42-8	M1
Iron	**13.4**	mg/L	0.40	0.075	10	01/08/24 10:18	01/09/24 14:09	7439-89-6	M1
300.0 IC Anions 28 Days	Analytical Method: EPA 300.0 Rev 2.1 1993 Pace Analytical Services - Asheville								
Sulfate	**280**	mg/L	6.0	3.0	6		12/27/23 05:23	14808-79-8	

This report shall not be reproduced, except in full,
without the written consent of Pace Analytical Services, LLC.

Pace Analytical Services, LLC
9800 Kincey Ave. Suite 100
Huntersville, NC 28078
(704)875-9092

ANALYTICAL RESULTS

Project: Hammond AP-1
Pace Project No.: 92705258

Sample: HAM-PT-08 **Lab ID: 92705258002** Collected: 12/20/23 14:25 Received: 12/21/23 14:45 Matrix: Water

Parameters	Results	Units	Report Limit	MDL	DF	Prepared	Analyzed	CAS No.	Qual
6020 MET ICPMS	Analytical Method: EPA 6020B Preparation Method: EPA 3005A Pace Analytical Services - Peachtree Corners, GA								
Arsenic	**0.22**	mg/L	0.010	0.00084	1	01/08/24 10:18	01/08/24 18:10	7440-38-2	
Boron	**0.90**	mg/L	0.040	0.012	1	01/08/24 10:18	01/08/24 18:10	7440-42-8	
Iron	**4.8**	mg/L	0.040	0.0075	1	01/08/24 10:18	01/09/24 14:20	7439-89-6	
300.0 IC Anions 28 Days	Analytical Method: EPA 300.0 Rev 2.1 1993 Pace Analytical Services - Asheville								
Sulfate	**191**	mg/L	4.0	2.0	4		12/27/23 05:38	14808-79-8	

This report shall not be reproduced, except in full,
without the written consent of Pace Analytical Services, LLC.

Pace Analytical Services, LLC
9800 Kincey Ave. Suite 100
Huntersville, NC 28078
(704)875-9092

ANALYTICAL RESULTS

Project: Hammond AP-1
Pace Project No.: 92705258

Sample: HAM-PT-09 **Lab ID: 92705258003** Collected: 12/20/23 14:30 Received: 12/21/23 14:45 Matrix: Water

Parameters	Results	Units	Report Limit	MDL	DF	Prepared	Analyzed	CAS No.	Qual
6020 MET ICPMS	Analytical Method: EPA 6020B Preparation Method: EPA 3005A Pace Analytical Services - Peachtree Corners, GA								
Boron	**0.44**	mg/L	0.040	0.012	1	01/08/24 10:18	01/08/24 18:14	7440-42-8	
Iron	**0.24**	mg/L	0.040	0.0075	1	01/08/24 10:18	01/09/24 14:24	7439-89-6	
Molybdenum	**0.54**	mg/L	0.010	0.00062	1	01/08/24 10:18	01/08/24 18:14	7439-98-7	
300.0 IC Anions 28 Days	Analytical Method: EPA 300.0 Rev 2.1 1993 Pace Analytical Services - Asheville								
Sulfate	**97.1**	mg/L	1.0	0.50	1		12/26/23 23:44	14808-79-8	

This report shall not be reproduced, except in full,
without the written consent of Pace Analytical Services, LLC.

Pace Analytical Services, LLC
9800 Kincey Ave. Suite 100
Huntersville, NC 28078
(704)875-9092

ANALYTICAL RESULTS

Project: Hammond AP-1
Pace Project No.: 92705258

Sample: HAM-PT-10 **Lab ID: 92705258004** Collected: 12/20/23 12:03 Received: 12/21/23 14:45 Matrix: Water

Parameters	Results	Units	Report Limit	MDL	DF	Prepared	Analyzed	CAS No.	Qual
6020 MET ICPMS	Analytical Method: EPA 6020B Preparation Method: EPA 3005A Pace Analytical Services - Peachtree Corners, GA								
Boron	**1.3**	mg/L	0.040	0.012	1	01/08/24 10:18	01/08/24 18:18	7440-42-8	
Iron	**0.78**	mg/L	0.040	0.0075	1	01/08/24 10:18	01/09/24 14:27	7439-89-6	
Molybdenum	**0.20**	mg/L	0.010	0.00062	1	01/08/24 10:18	01/08/24 18:18	7439-98-7	
300.0 IC Anions 28 Days	Analytical Method: EPA 300.0 Rev 2.1 1993 Pace Analytical Services - Asheville								
Sulfate	**165**	mg/L	4.0	2.0	4		12/27/23 05:53	14808-79-8	

This report shall not be reproduced, except in full,
without the written consent of Pace Analytical Services, LLC.

Pace Analytical Services, LLC
9800 Kincey Ave. Suite 100
Huntersville, NC 28078
(704)875-9092

ANALYTICAL RESULTS

Project: Hammond AP-1
Pace Project No.: 92705258

Sample: HAM-AP1-EB-01 **Lab ID: 92705258005** Collected: 12/20/23 15:10 Received: 12/21/23 14:45 Matrix: Water

Parameters	Results	Units	Report Limit	MDL	DF	Prepared	Analyzed	CAS No.	Qual
6020 MET ICPMS	Analytical Method: EPA 6020B Preparation Method: EPA 3005A Pace Analytical Services - Peachtree Corners, GA								
Arsenic	ND	mg/L	0.010	0.00084	1	01/08/24 10:18	01/08/24 18:23	7440-38-2	
Boron	**0.020J**	mg/L	0.040	0.012	1	01/08/24 10:18	01/08/24 18:23	7440-42-8	
Iron	ND	mg/L	0.040	0.0075	1	01/08/24 10:18	01/09/24 14:31	7439-89-6	
Molybdenum	ND	mg/L	0.010	0.00062	1	01/08/24 10:18	01/08/24 18:23	7439-98-7	
300.0 IC Anions 28 Days	Analytical Method: EPA 300.0 Rev 2.1 1993 Pace Analytical Services - Asheville								
Sulfate	ND	mg/L	1.0	0.50	1		12/26/23 20:25	14808-79-8	

This report shall not be reproduced, except in full,
without the written consent of Pace Analytical Services, LLC.

Pace Analytical Services, LLC
9800 Kincey Ave. Suite 100
Huntersville, NC 28078
(704)875-9092

ANALYTICAL RESULTS

Project: Hammond AP-1
Pace Project No.: 92705258

Sample: HAM-AP1-FB-01 **Lab ID: 92705258006** Collected: 12/20/23 15:15 Received: 12/21/23 14:45 Matrix: Water

Parameters	Results	Units	Report Limit	MDL	DF	Prepared	Analyzed	CAS No.	Qual
6020 MET ICPMS	Analytical Method: EPA 6020B Preparation Method: EPA 3005A Pace Analytical Services - Peachtree Corners, GA								
Arsenic	ND	mg/L	0.010	0.00084	1	01/08/24 10:18	01/08/24 18:35	7440-38-2	
Boron	ND	mg/L	0.040	0.012	1	01/08/24 10:18	01/08/24 18:35	7440-42-8	
Iron	**0.011J**	mg/L	0.040	0.0075	1	01/08/24 10:18	01/09/24 14:35	7439-89-6	
Molybdenum	ND	mg/L	0.010	0.00062	1	01/08/24 10:18	01/09/24 14:35	7439-98-7	
300.0 IC Anions 28 Days	Analytical Method: EPA 300.0 Rev 2.1 1993 Pace Analytical Services - Asheville								
Sulfate	ND	mg/L	1.0	0.50	1		12/26/23 21:41	14808-79-8	

This report shall not be reproduced, except in full,
without the written consent of Pace Analytical Services, LLC.

Pace Analytical Services, LLC
9800 Kincey Ave. Suite 100
Huntersville, NC 28078
(704)875-9092

ANALYTICAL RESULTS

Project: Hammond AP-1
Pace Project No.: 92705258

Sample: HAM-AP1-FD-01 **Lab ID: 92705258007** Collected: 12/20/23 00:00 Received: 12/21/23 14:45 Matrix: Water

Parameters	Results	Units	Report Limit	MDL	DF	Prepared	Analyzed	CAS No.	Qual
6020 MET ICPMS	Analytical Method: EPA 6020B Preparation Method: EPA 3005A Pace Analytical Services - Peachtree Corners, GA								
Arsenic	**0.00091J**	mg/L	0.010	0.00084	1	01/08/24 10:18	01/08/24 18:39	7440-38-2	
Boron	**0.44**	mg/L	0.040	0.012	1	01/08/24 10:18	01/08/24 18:39	7440-42-8	
Iron	**0.23**	mg/L	0.040	0.0075	1	01/08/24 10:18	01/09/24 14:39	7439-89-6	
Molybdenum	**0.57**	mg/L	0.010	0.00062	1	01/08/24 10:18	01/09/24 14:39	7439-98-7	
300.0 IC Anions 28 Days	Analytical Method: EPA 300.0 Rev 2.1 1993 Pace Analytical Services - Asheville								
Sulfate	**97.1**	mg/L	1.0	0.50	1		12/27/23 01:05	14808-79-8	

This report shall not be reproduced, except in full,
without the written consent of Pace Analytical Services, LLC.

Pace Analytical Services, LLC
9800 Kincey Ave. Suite 100
Huntersville, NC 28078
(704)875-9092

QUALITY CONTROL DATA

Project: Hammond AP-1
Pace Project No.: 92705258

QC Batch: 823797
QC Batch Method: EPA 3005A
Analysis Method: EPA 6020B
Analysis Description: 6020 MET
Laboratory: Pace Analytical Services - Peachtree Corners, GA
Associated Lab Samples: 92705258001, 92705258002, 92705258003, 92705258004, 92705258005, 92705258006, 92705258007

METHOD BLANK: 4261574 Matrix: Water
Associated Lab Samples: 92705258001, 92705258002, 92705258003, 92705258004, 92705258005, 92705258006, 92705258007

Parameter	Units	Blank Result	Reporting Limit	MDL	Analyzed	Qualifiers
Arsenic	mg/L	ND	0.010	0.00084	01/08/24 17:45	
Boron	mg/L	ND	0.040	0.012	01/08/24 17:45	
Iron	mg/L	ND	0.040	0.0075	01/08/24 17:45	
Molybdenum	mg/L	ND	0.010	0.00062	01/08/24 17:45	

LABORATORY CONTROL SAMPLE: 4261575

Parameter	Units	Spike Conc.	LCS Result	LCS % Rec	% Rec Limits	Qualifiers
Arsenic	mg/L	0.1	0.099	99	80-120	
Boron	mg/L	1	1.0	100	80-120	
Iron	mg/L	1	0.95	95	80-120	
Molybdenum	mg/L	0.1	0.098	98	80-120	

MATRIX SPIKE & MATRIX SPIKE DUPLICATE: 4261576 4261577

Parameter	Units	92705258001 Result	MS Spike Conc.	MSD Spike Conc.	MS Result	MSD Result	MS % Rec	MSD % Rec	% Rec Limits	RPD	Max RPD	Qual
Arsenic	mg/L	0.24	0.1	0.1	0.33	0.33	90	88	75-125	1	20	
Boron	mg/L	1.0	1	1	1.8	1.7	76	73	75-125	2	20	M1
Iron	mg/L	13.4	1	1	14.5	13.6	106	17	75-125	6	20	M1
Molybdenum	mg/L	0.0097J	0.1	0.1	0.10	0.10	94	94	75-125	0	20	

Results presented on this page are in the units indicated by the "Units" column except where an alternate unit is presented to the right of the result.

REPORT OF LABORATORY ANALYSIS

This report shall not be reproduced, except in full,
without the written consent of Pace Analytical Services, LLC.

Pace Analytical Services, LLC
9800 Kincey Ave. Suite 100
Huntersville, NC 28078
(704)875-9092

QUALITY CONTROL DATA

Project: Hammond AP-1
Pace Project No.: 92705258

QC Batch: 821838
QC Batch Method: EPA 300.0 Rev 2.1 1993
Analysis Method: EPA 300.0 Rev 2.1 1993
Analysis Description: 300.0 IC Anions
Laboratory: Pace Analytical Services - Asheville
Associated Lab Samples: 92705258001, 92705258002, 92705258003, 92705258004, 92705258005, 92705258006, 92705258007

METHOD BLANK: 4253147 Matrix: Water
Associated Lab Samples: 92705258001, 92705258002, 92705258003, 92705258004, 92705258005, 92705258006, 92705258007

Parameter	Units	Blank Result	Reporting Limit	MDL	Analyzed	Qualifiers
Sulfate	mg/L	ND	1.0	0.50	12/26/23 18:37	

LABORATORY CONTROL SAMPLE: 4253148

Parameter	Units	Spike Conc.	LCS Result	LCS % Rec	% Rec Limits	Qualifiers
Sulfate	mg/L	50	51.6	103	90-110	

MATRIX SPIKE & MATRIX SPIKE DUPLICATE: 4253149 4253150

Parameter	Units	92705346001 Result	MS Spike Conc.	MSD Spike Conc.	MS Result	MSD Result	MS % Rec	MSD % Rec	% Rec Limits	RPD	Max RPD	Qual
Sulfate	mg/L	17.5	50	50	69.1	70.0	103	105	90-110	1	10	

MATRIX SPIKE & MATRIX SPIKE DUPLICATE: 4253151 4253152

Parameter	Units	92705258005 Result	MS Spike Conc.	MSD Spike Conc.	MS Result	MSD Result	MS % Rec	MSD % Rec	% Rec Limits	RPD	Max RPD	Qual
Sulfate	mg/L	ND	50	50	50.9	53.0	102	106	90-110	4	10	

Results presented on this page are in the units indicated by the "Units" column except where an alternate unit is presented to the right of the result.

This report shall not be reproduced, except in full,
without the written consent of Pace Analytical Services, LLC.

Pace Analytical Services, LLC
9800 Kincey Ave. Suite 100
Huntersville, NC 28078
(704)875-9092

QUALIFIERS

Project: Hammond AP-1
Pace Project No.: 92705258

DEFINITIONS

DF - Dilution Factor, if reported, represents the factor applied to the reported data due to dilution of the sample aliquot.

ND - Not Detected at or above adjusted reporting limit.

TNTC - Too Numerous To Count

J - Estimated concentration above the adjusted method detection limit and below the adjusted reporting limit.

MDL - Adjusted Method Detection Limit.

PQL - Practical Quantitation Limit.

RL - Reporting Limit - The lowest concentration value that meets project requirements for quantitative data with known precision and bias for a specific analyte in a specific matrix.

S - Surrogate

1,2-Diphenylhydrazine decomposes to and cannot be separated from Azobenzene using Method 8270. The result for each analyte is a combined concentration.

Consistent with EPA guidelines, unrounded data are displayed and have been used to calculate % recovery and RPD values.

LCS(D) - Laboratory Control Sample (Duplicate)

MS(D) - Matrix Spike (Duplicate)

DUP - Sample Duplicate

RPD - Relative Percent Difference

NC - Not Calculable.

SG - Silica Gel - Clean-Up

U - Indicates the compound was analyzed for, but not detected.

Acid preservation may not be appropriate for 2 Chloroethylvinyl ether.

A separate vial preserved to a pH of 4-5 is recommended in SW846 Chapter 4 for the analysis of Acrolein and Acrylonitrile by EPA Method 8260.

N-Nitrosodiphenylamine decomposes and cannot be separated from Diphenylamine using Method 8270. The result reported for each analyte is a combined concentration.

Reported results are not rounded until the final step prior to reporting. Therefore, calculated parameters that are typically reported as "Total" may vary slightly from the sum of the reported component parameters.

Pace Analytical is TNI accredited. Contact your Pace PM for the current list of accredited analytes.

TNI - The NELAC Institute.

ANALYTE QUALIFIERS

M1 Matrix spike recovery exceeded QC limits. Batch accepted based on laboratory control sample (LCS) recovery.

This report shall not be reproduced, except in full,
without the written consent of Pace Analytical Services, LLC.

Pace Analytical Services, LLC
9800 Kincey Ave. Suite 100
Huntersville, NC 28078
(704)875-9092

QUALITY CONTROL DATA CROSS REFERENCE TABLE

Project: Hammond AP-1
Pace Project No.: 92705258

Lab ID	Sample ID	QC Batch Method	QC Batch	Analytical Method	Analytical Batch
92705258001	**HAM-PT-07**	EPA 3005A	823797	EPA 6020B	824118
92705258002	**HAM-PT-08**	EPA 3005A	823797	EPA 6020B	824118
92705258003	**HAM-PT-09**	EPA 3005A	823797	EPA 6020B	824118
92705258004	**HAM-PT-10**	EPA 3005A	823797	EPA 6020B	824118
92705258005	**HAM-AP1-EB-01**	EPA 3005A	823797	EPA 6020B	824118
92705258006	**HAM-AP1-FB-01**	EPA 3005A	823797	EPA 6020B	824118
92705258007	**HAM-AP1-FD-01**	EPA 3005A	823797	EPA 6020B	824118
92705258001	**HAM-PT-07**	EPA 300.0 Rev 2.1 1993	821838		
92705258002	**HAM-PT-08**	EPA 300.0 Rev 2.1 1993	821838		
92705258003	**HAM-PT-09**	EPA 300.0 Rev 2.1 1993	821838		
92705258004	**HAM-PT-10**	EPA 300.0 Rev 2.1 1993	821838		
92705258005	**HAM-AP1-EB-01**	EPA 300.0 Rev 2.1 1993	821838		
92705258006	**HAM-AP1-FB-01**	EPA 300.0 Rev 2.1 1993	821838		
92705258007	**HAM-AP1-FD-01**	EPA 300.0 Rev 2.1 1993	821838		

This report shall not be reproduced, except in full,
without the written consent of Pace Analytical Services, LLC.

Pace Analytical
www.pacelabs.com

CHAIN-OF-CUSTODY / Analytical Request Document

The Chain of Custody is a LEGAL DOCUMENT All relevant fields must be completed accurately

Page: 1 of 1

Section A
Required Client Information:

Company:	GA Power
Address:	Atlanta, GA
Email To:	SCS Contacts
Phone:	Fax:
Requested Due Date/TAT:	10 day

Section B
Required Project Information:

Report To:	SCS Contacts
Copy To:	Geosyntec Contacts
Purchase Order No.	GPC82474-0001
Project Name	Hammond AP-1
Project Number	

Section C
Invoice Information

Attention:	Southern Co
Company Name:	
Address:	
Pace Quote Reference	
Pace Project Manager	Bonnie Vang
Pace Profile #	10839

REGULATORY AGENCY

NPDES GROUND WATER DRINKING WATER
UST RCRA ✓ OTHER CCR

Site Location STATE: GA

Section D
Required Client Information

SAMPLE ID
(A-Z, 0-9 / ,-)
Sample IDs MUST BE UNIQUE

Valid Matrix Codes

MATRIX	CODE
DRINKING WATER	DW
WATER	WT
WASTE WATER	WW
PRODUCT	P
SOIL/SOLID	SL
OIL	OL
WIPE	WP
AIR	AR
OTHER	OT
TISSUE	TS

Requested Analysis Filtered (Y/N)

ITEM #	SAMPLE ID	MATRIX CODE (see valid codes to left)	SAMPLE TYPE (G=GRAB C=COMP)	COLLECTED COMPOSITE DATE	COLLECTED COMPOSITE TIME	COLLECTED COMPOSITE DATE	COLLECTED COMPOSITE TIME	SAMPLE TEMP AT COLLECTION	# OF CONTAINERS	Preservatives: Unpreserved	H_2SO_4	HNO_3	HCl	NaOH	$Na_2S_2O_3$	Methanol	Other	Analysis Test Y/N	Arsenic, Boron, Iron	Molybdenum, Boron, Iron	Arsenic, Molybdenum, Boron, Iron	Sulfate	Residual Chlorine (Y/N)	Pace Project No./ Lab I.D.
																			N	N	N	N		
1	HAM-PT-07	WG	G	12/20/2023	1311			18	2	1		1							X			X	N	
2	HAM-PT-08	WG	G	12/20/2023	1425			18	2	1		1							X			X	N	
3	HAM-PT-09	WG	G	12/20/2023	1430			18	2	1		1								X		X	N	
4	HAM-PT-10	WG	G	12/20/2023	1203			16	2	1		1								X		X	N	
5	HAM-AP1-EB-01	WQ	G	12/20/2023	1510			18	2	1		1									X	X	N	
6	HAM-AP1-FB-01	WQ	G	12/20/2023	1515			18	2	1		1									X	X	N	
7	HAM-AP1-FD-01	WG	G	12/20/2023	0000			18	2	1		1									X	X	N	
8																								
9																								
10																								
11																								
12																								

ADDITIONAL COMMENTS	RELINQUISHED BY / AFFILIATION	DATE	TIME	ACCEPTED BY / AFFILIATION	DATE	TIME
Task Code: HAM-CCR-CA-20231220	[signature] / Geosyntec	12/21/23	1037	[signature]	12/21/23	1037
	[signature]	12/21/23	1445	[signature]	12/21/	1445

SAMPLE CONDITIONS: Temp in °C | Received on Ice (Y/N) | Custody Sealed Cooler (Y/N) | Samples Intact (Y/N)

SAMPLER NAME AND SIGNATURE

PRINT Name of SAMPLER: Anthony Szwast, Thomas Kessler / Geosyntec Consultants, Inc.

SIGNATURE of SAMPLER: [signature] DATE Signed (MM/DD/YY): 12/20/23

F-ALL-Q-020rev.07, 15-Feb-2007

*Important Note: By signing this form you are accepting Pace's NET 30 day payment terms and agreeing to late charges of 1.5% per month for any invoices not paid within 30 days.

Pace Analytical Services	DC#_Title: ENV-FRM-HUN1-0083 v03_Sample Condition Upon Receipt
	Effective Date: 11/29/2023

aboratory receiving samples:

Asheville ☐ Eden ☐ Greenwood ☐ Huntersville ☐ Raleigh ☐ Mechanicsville ☐ Atlanta ☑ Kernersville ☐

Sample Condition Upon Receipt

Client Name: Gc Powell

Project #:

Courier: ☐ Commercial ☑ Fed Ex ☐ UPS ☐ USPS ☐ Client ☑ Pace ☐ Other:____

Custody Seal Present? ☑ Yes ☐ No **Seals Intact?** ☑ Yes ☐ No ☐ N/A

Date/Initials Person Examining Contents: 12/4/23 JM

Packing Material: ☑ Bubble Wrap ☐ Bubble Bags ☐ None ☐ Other

Biological Tissue Frozen? ☐ Yes ☐ No ☑ N/A

Thermometer: ☑ IR Gun ID: 236

Type of Ice: ☑ Wet ☐ Blue ☐ None

Cooler Temp: 1.9 **Correction Factor:** Add/Subtract (°C) 0.0

Temp should be above freezing to 6°C

☐ Samples out of temp criteria. Samples on ice, cooling process has begun

Cooler Temp Corrected (°C): 1.9

USDA Regulated Soil (☐ N/A, water sample)

Did samples originate in a quarantine zone within the United States: CA, NY, or SC (check maps)? ☐ Yes ☐ No

Did samples originate from a foreign source (internationally, including Hawaii and Puerto Rico)? ☐ Yes ☐ No

				Comments/Discrepancy:
Chain of Custody Present?	☑ Yes	☐ No	☐ N/A	1.
Samples Arrived within Hold Time?	☑ Yes	☐ No	☐ N/A	2.
Short Hold Time Analysis (<72 hr.)?	☐ Yes	☑ No	☐ N/A	3.
Rush Turn Around Time Requested?	☐ Yes	☑ No	☐ N/A	4.
Sufficient Volume?	☑ Yes	☐ No	☐ N/A	5.
Correct Containers Used?	☑ Yes	☐ No	☐ N/A	6.
-Pace Containers Used?	☑ Yes	☐ No	☐ N/A	
Containers Intact?	☑ Yes	☐ No	☐ N/A	7.
Dissolved analysis: Samples Field Filtered?	☐ Yes	☐ No	☑ N/A	8.
Sample Labels Match COC?	☑ Yes	☐ No	☐ N/A	9.
-Includes Date/Time/ID/Analysis Matrix: W				
Headspace in VOA Vials (>5-6mm)?	☐ Yes	☐ No	☑ N/A	10.
Trip Blank Present?	☐ Yes	☐ No	☑ N/A	11.
Trip Blank Custody Seals Present?	☐ Yes	☐ No	☑ N/A	

COMMENTS/SAMPLE DISCREPANCY

Field Data Required? ☐ Yes ☐ No

Lot ID of split containers:

CLIENT NOTIFICATION/RESOLUTION

Person contacted: Date/Time:

Project Manager SCURF Review: **Date:**

Project Manager SRF Review: **Date:**

***Check mark top half of box if pH and/or dechlorination is verified and within the acceptance range for preservation samples.**

Exceptions: VOA, Coliform, TOC, Oil and Grease, DRO/8015 (water) DOC, LLHg

****Bottom half of box is to list number of bottles**

*****Check all unpreserved Nitrates for chlorine**

Project #

Item#	BP4U-125 mL Plastic Unpreserved (N/A) (Cl-)	BP3U-250 mL Plastic Unpreserved (N/A)	BP2U-500 mL Plastic Unpreserved (N/A)	BP1U-1 liter Plastic Unpreserved (N/A)	BP4S-125 mL Plastic H2SO4 (pH < 2) (Cl-)	BP3N-250 mL plastic HNO3 (pH < 2)	BP4Z-125 mL Plastic ZN Acetate & NaOH (>9)	BP4B-125 mL Plastic NaOH (pH > 12) (Cl-)	WGFU-Wide-mouthed Glass jar Unpreserved	AG1U-1 liter Amber Unpreserved (N/A) (Cl-)	AG1H-1 liter Amber HCl (pH < 2)	AG3U-250 mL Amber Unpreserved (N/A) (Cl-)	AG1S-1 liter Amber H2SO4 (pH < 2)	AG3S-250 mL Amber H2SO4 (pH < 2)	DG94-40 mL Amber NH4Cl (N/A)(Cl-)	DG9H-40 mL VOA HCl (N/A)	VG9T-40 mL VOA Na2S2O3 (N/A)	VG9U-40 mL VOA Unpreserved (N/A)	DG9V-40 mL VOA H3PO4 (N/A)	KP7U-50 mL Plastic Unpreserved (N/A)	V/GK (3 vials per kit)-VPH/Gas kit (N/A)	SP5T-125 mL Sterile Plastic (N/A – lab)	SP2T-250 mL Sterile Plastic (N/A – lab)		BP3R-250 mL Plastic (NH2)2SO4 (9.3-9.7)	AG0U-100 mL Amber Unpreserved (N/A) (Cl-)	VSGU-20 mL Scintillation vials (N/A)	DG9U-40 mL Amber Unpreserved vials (N/A)
1		/				/																						
2		/				/																						
3		/				/																						
4		/				/																						
5		/				/																						
6		/				/																						
7		/				/																						
8																												
9																												
10																												
11																												
12																												

pH Adjustment Log for Preserved Samples

Sample ID	Type of Preservative	pH upon receipt	Date preservation adjusted	Time preservation adjusted	Amount of Preservative added	Lot #

Note: Whenever there is a discrepancy affecting North Carolina compliance samples, a copy of this form will be sent to the North Carolina DENR Certification Office (i.e. Out of hold, incorrect preservative, out of temp, incorrect containers.

Pace Analytical Services, LLC
9800 Kincey Ave. Suite 100
Huntersville, NC 28078
(704)875-9092

January 12, 2024

Kristen Jurinko
Southern Company
241 Ralph McGill Blvd NE
Bin 10160
Atlanta, GA 30308

RE: Project: Hammond AP-1
Pace Project No.: 92705989

Dear Kristen Jurinko:

Enclosed are the analytical results for sample(s) received by the laboratory on December 28, 2023. The results relate only to the samples included in this report. Results reported herein conform to the applicable TNI/NELAC Standards and the laboratory's Quality Manual, where applicable, unless otherwise noted in the body of the report.

The test results provided in this final report were generated by each of the following laboratories within the Pace Network:

- Pace Analytical Services - Asheville
- Pace Analytical Services - Peachtree Corners, GA

If you have any questions concerning this report, please feel free to contact me.

Sincerely,

Sarah Graham for
Bonnie Vang
bonnie.vang@pacelabs.com
704-977-0968
Project Manager

Enclosures

cc: Kip Gray, Geosyntec
Christine Hug, Geosyntec Consultants, Inc.
Thomas Kessler, Geosyntec Consultants
Whitney Law, Geosyntec Consultants
Laura Midkiff, Southern Company
Caroline Nelson, Geosyntec
Anthony Szwast, Geosyntec Consultants

REPORT OF LABORATORY ANALYSIS

This report shall not be reproduced, except in full,
without the written consent of Pace Analytical Services, LLC.

Pace Analytical Services, LLC
9800 Kincey Ave. Suite 100
Huntersville, NC 28078
(704)875-9092

CERTIFICATIONS

Project: Hammond AP-1
Pace Project No.: 92705989

Pace Analytical Services Asheville
2225 Riverside Drive, Asheville, NC 28804
Florida/NELAP Certification #: E87648
North Carolina Drinking Water Certification #: 37712
North Carolina Wastewater Certification #: 40
South Carolina Laboratory ID: 99030
South Carolina Certification #: 99030001
Virginia/VELAP Certification #: 460222

Pace Analytical Services Peachtree Corners
110 Technology Pkwy, Peachtree Corners, GA 30092
Florida DOH Certification #: E87315
Georgia DW Inorganics Certification #: 812
North Carolina Certification #: 381
South Carolina Certification #: 98011001
Virginia Certification #: 460204

This report shall not be reproduced, except in full,
without the written consent of Pace Analytical Services, LLC.

Pace Analytical Services, LLC
9800 Kincey Ave. Suite 100
Huntersville, NC 28078
(704)875-9092

SAMPLE SUMMARY

Project: Hammond AP-1
Pace Project No.: 92705989

Lab ID	Sample ID	Matrix	Date Collected	Date Received
92705989001	**HAM-PT-07**	Water	12/27/23 10:02	12/28/23 09:23
92705989002	**HAM-PT-08**	Water	12/27/23 11:35	12/28/23 09:23
92705989003	**HAM-PT-09**	Water	12/27/23 11:41	12/28/23 09:23
92705989004	**HAM-PT-10**	Water	12/27/23 14:32	12/28/23 09:23
92705989005	**HAM-AP1-EB-01**	Water	12/27/23 15:00	12/28/23 09:23
92705989006	**HAM-AP1-FB-01**	Water	12/27/23 12:30	12/28/23 09:23
92705989007	**HAM-AP1-FD-01**	Water	12/27/23 00:00	12/28/23 09:23

This report shall not be reproduced, except in full,
without the written consent of Pace Analytical Services, LLC.

Pace Analytical Services, LLC
9800 Kincey Ave. Suite 100
Huntersville, NC 28078
(704)875-9092

SAMPLE ANALYTE COUNT

Project: Hammond AP-1
Pace Project No.: 92705989

Lab ID	Sample ID	Method	Analysts	Analytes Reported
92705989001	**HAM-PT-07**	EPA 6010D	DRB	6
		EPA 6020B	MT1	13
		EPA 7470A	VB	1
		SM 2320B-2011	YEG	3
		SM 2540C-2015	JMH1	1
		SM 4500-S2D-2011	JP1	1
		EPA 300.0 Rev 2.1 1993	JCM	3
92705989002	**HAM-PT-08**	EPA 6010D	DRB	6
		EPA 6020B	MT1	13
		EPA 7470A	VB	1
		SM 2320B-2011	YEG	3
		SM 2540C-2015	JMH1	1
		SM 4500-S2D-2011	JP1	1
		EPA 300.0 Rev 2.1 1993	JCM	3
92705989003	**HAM-PT-09**	EPA 6010D	DRB	6
		EPA 6020B	MT1	13
		EPA 7470A	VB	1
		SM 2320B-2011	YEG	3
		SM 2540C-2015	JMH1	1
		SM 4500-S2D-2011	JP1	1
		EPA 300.0 Rev 2.1 1993	JCM	3
92705989004	**HAM-PT-10**	EPA 6010D	DRB	6
		EPA 6020B	MT1	13
		EPA 7470A	VB	1
		SM 2320B-2011	YEG	3
		SM 2540C-2015	JMH1	1
		SM 4500-S2D-2011	JP1	1
		EPA 300.0 Rev 2.1 1993	JCM	3
92705989005	**HAM-AP1-EB-01**	EPA 6010D	DRB	6
		EPA 6020B	MT1	13
		EPA 7470A	VB	1
		SM 2320B-2011	YEG	3
		SM 2540C-2015	JMH1	1
		SM 4500-S2D-2011	JP1	1
		EPA 300.0 Rev 2.1 1993	JCM	3
92705989006	**HAM-AP1-FB-01**	EPA 6010D	DRB	6
		EPA 6020B	MT1	13

This report shall not be reproduced, except in full,
without the written consent of Pace Analytical Services, LLC.

Pace Analytical Services, LLC
9800 Kincey Ave. Suite 100
Huntersville, NC 28078
(704)875-9092

SAMPLE ANALYTE COUNT

Project: Hammond AP-1
Pace Project No.: 92705989

Lab ID	Sample ID	Method	Analysts	Analytes Reported
		EPA 7470A	VB	1
		SM 2320B-2011	YEG	3
		SM 2540C-2015	JMH1	1
		SM 4500-S2D-2011	JP1	1
		EPA 300.0 Rev 2.1 1993	JCM	3
92705989007	**HAM-AP1-FD-01**	EPA 6010D	DRB	6
		EPA 6020B	MT1	13
		EPA 7470A	VB	1
		SM 2320B-2011	YEG	3
		SM 2540C-2015	JMH1	1
		SM 4500-S2D-2011	JP1	1
		EPA 300.0 Rev 2.1 1993	JCM	3

PASI-A = Pace Analytical Services - Asheville
PASI-GA = Pace Analytical Services - Peachtree Corners, GA

This report shall not be reproduced, except in full,
without the written consent of Pace Analytical Services, LLC.

Pace Analytical Services, LLC
9800 Kincey Ave. Suite 100
Huntersville, NC 28078
(704)875-9092

SUMMARY OF DETECTION

Project: Hammond AP-1
Pace Project No.: 92705989

Lab Sample ID Method	Client Sample ID Parameters	Result	Units	Report Limit	Analyzed	Qualifiers
92705989001	**HAM-PT-07**					
EPA 6010D	Iron	15.8	mg/L	0.040	01/08/24 19:09	
EPA 6010D	Manganese	4.3	mg/L	0.040	01/08/24 19:09	
EPA 6010D	Potassium	6.8	mg/L	0.50	01/08/24 19:09	
EPA 6010D	Sodium	7.8	mg/L	1.0	01/08/24 19:09	
EPA 6010D	Calcium	138	mg/L	1.0	01/08/24 19:09	
EPA 6010D	Magnesium	24.4	mg/L	0.050	01/08/24 19:09	
EPA 6020B	Arsenic	0.28	mg/L	0.010	01/11/24 12:44	
EPA 6020B	Barium	0.074	mg/L	0.0050	01/11/24 12:44	
EPA 6020B	Beryllium	0.00011J	mg/L	0.00050	01/11/24 12:44	
EPA 6020B	Boron	1.2	mg/L	0.040	01/11/24 12:44	
EPA 6020B	Cobalt	0.052	mg/L	0.0050	01/11/24 12:44	
EPA 6020B	Lithium	0.079	mg/L	0.030	01/11/24 12:44	
EPA 6020B	Molybdenum	0.011	mg/L	0.010	01/11/24 12:44	
SM 2320B-2011	Alkalinity,Bicarbonate (CaCO3)	137	mg/L	5.0	01/04/24 20:04	
SM 2320B-2011	Alkalinity, Total as CaCO3	137	mg/L	5.0	01/04/24 20:04	
SM 2540C-2015	Total Dissolved Solids	661	mg/L	25.0	12/30/23 09:46	
EPA 300.0 Rev 2.1 1993	Chloride	17.7	mg/L	1.0	12/30/23 13:00	
EPA 300.0 Rev 2.1 1993	Fluoride	0.34	mg/L	0.10	12/30/23 13:00	
EPA 300.0 Rev 2.1 1993	Sulfate	276	mg/L	6.0	12/30/23 23:13	M1
92705989002	**HAM-PT-08**					
EPA 6010D	Iron	4.9	mg/L	0.040	01/08/24 19:14	
EPA 6010D	Manganese	2.3	mg/L	0.040	01/08/24 19:14	
EPA 6010D	Potassium	5.3	mg/L	0.50	01/08/24 19:14	
EPA 6010D	Sodium	7.1	mg/L	1.0	01/08/24 19:14	
EPA 6010D	Calcium	105	mg/L	1.0	01/08/24 19:14	
EPA 6010D	Magnesium	11.8	mg/L	0.050	01/08/24 19:14	
EPA 6020B	Arsenic	0.19	mg/L	0.010	01/11/24 12:48	
EPA 6020B	Barium	0.047	mg/L	0.0050	01/11/24 12:48	
EPA 6020B	Boron	1.1	mg/L	0.040	01/11/24 12:48	
EPA 6020B	Cobalt	0.031	mg/L	0.0050	01/11/24 12:48	
EPA 6020B	Lithium	0.015J	mg/L	0.030	01/11/24 12:48	
EPA 6020B	Molybdenum	0.035	mg/L	0.010	01/11/24 12:48	
SM 2320B-2011	Alkalinity,Bicarbonate (CaCO3)	122	mg/L	5.0	01/04/24 20:15	
SM 2320B-2011	Alkalinity, Total as CaCO3	122	mg/L	5.0	01/04/24 20:15	
SM 2540C-2015	Total Dissolved Solids	469	mg/L	25.0	12/30/23 09:46	
EPA 300.0 Rev 2.1 1993	Chloride	18.9	mg/L	1.0	12/30/23 13:42	
EPA 300.0 Rev 2.1 1993	Fluoride	0.24	mg/L	0.10	12/30/23 13:42	
EPA 300.0 Rev 2.1 1993	Sulfate	180	mg/L	4.0	12/30/23 23:55	
92705989003	**HAM-PT-09**					
EPA 6010D	Iron	0.27	mg/L	0.040	01/08/24 19:19	
EPA 6010D	Manganese	0.042	mg/L	0.040	01/08/24 19:19	
EPA 6010D	Potassium	4.0	mg/L	0.50	01/08/24 19:19	
EPA 6010D	Sodium	6.9	mg/L	1.0	01/08/24 19:19	
EPA 6010D	Calcium	57.6	mg/L	1.0	01/08/24 19:19	
EPA 6010D	Magnesium	34.1	mg/L	0.050	01/08/24 19:19	
EPA 6020B	Arsenic	0.0010J	mg/L	0.010	01/11/24 12:52	

This report shall not be reproduced, except in full,
without the written consent of Pace Analytical Services, LLC.

Pace Analytical Services, LLC
9800 Kincey Ave. Suite 100
Huntersville, NC 28078
(704)875-9092

SUMMARY OF DETECTION

Project: Hammond AP-1
Pace Project No.: 92705989

Lab Sample ID Method	Client Sample ID Parameters	Result	Units	Report Limit	Analyzed	Qualifiers
92705989003	**HAM-PT-09**					
EPA 6020B	Barium	0.060	mg/L	0.0050	01/11/24 12:52	
EPA 6020B	Boron	0.99	mg/L	0.040	01/11/24 12:52	
EPA 6020B	Cadmium	0.00015J	mg/L	0.00050	01/11/24 12:52	
EPA 6020B	Cobalt	0.00051J	mg/L	0.0050	01/11/24 12:52	
EPA 6020B	Molybdenum	0.56	mg/L	0.010	01/11/24 12:52	
SM 2320B-2011	Alkalinity,Bicarbonate (CaCO3)	86.2	mg/L	5.0	01/05/24 12:48	
SM 2320B-2011	Alkalinity, Total as CaCO3	90.4	mg/L	5.0	01/05/24 12:48	
SM 2540C-2015	Total Dissolved Solids	401	mg/L	25.0	12/30/23 09:47	
EPA 300.0 Rev 2.1 1993	Chloride	30.4	mg/L	1.0	12/30/23 13:56	
EPA 300.0 Rev 2.1 1993	Fluoride	0.39	mg/L	0.10	12/30/23 13:56	
EPA 300.0 Rev 2.1 1993	Sulfate	147	mg/L	3.0	12/31/23 00:09	
92705989004	**HAM-PT-10**					
EPA 6010D	Iron	0.51	mg/L	0.040	01/08/24 19:24	
EPA 6010D	Manganese	0.47	mg/L	0.040	01/08/24 19:24	
EPA 6010D	Potassium	6.5	mg/L	0.50	01/08/24 19:24	
EPA 6010D	Sodium	7.7	mg/L	1.0	01/08/24 19:24	
EPA 6010D	Calcium	109	mg/L	1.0	01/08/24 19:24	
EPA 6010D	Magnesium	13.9	mg/L	0.050	01/08/24 19:24	
EPA 6020B	Barium	0.055	mg/L	0.0050	01/11/24 12:56	
EPA 6020B	Boron	1.6	mg/L	0.040	01/11/24 12:56	
EPA 6020B	Cobalt	0.0023J	mg/L	0.0050	01/11/24 12:56	
EPA 6020B	Lithium	0.0021J	mg/L	0.030	01/11/24 12:56	
EPA 6020B	Molybdenum	0.22	mg/L	0.010	01/11/24 12:56	
SM 2320B-2011	Alkalinity,Bicarbonate (CaCO3)	135	mg/L	5.0	01/05/24 13:12	
SM 2320B-2011	Alkalinity, Total as CaCO3	135	mg/L	5.0	01/05/24 13:12	
SM 2540C-2015	Total Dissolved Solids	488	mg/L	25.0	12/30/23 09:47	
EPA 300.0 Rev 2.1 1993	Chloride	37.3	mg/L	1.0	12/30/23 14:38	
EPA 300.0 Rev 2.1 1993	Fluoride	0.32	mg/L	0.10	12/30/23 14:38	
EPA 300.0 Rev 2.1 1993	Sulfate	157	mg/L	3.0	12/31/23 00:23	
92705989005	**HAM-AP1-EB-01**					
EPA 6020B	Boron	0.013J	mg/L	0.040	01/11/24 12:59	
92705989006	**HAM-AP1-FB-01**					
EPA 6010D	Magnesium	0.016J	mg/L	0.050	01/08/24 19:33	
92705989007	**HAM-AP1-FD-01**					
EPA 6010D	Iron	0.26	mg/L	0.040	01/08/24 19:38	
EPA 6010D	Manganese	0.040	mg/L	0.040	01/08/24 19:38	
EPA 6010D	Potassium	4.0	mg/L	0.50	01/08/24 19:38	
EPA 6010D	Sodium	6.9	mg/L	1.0	01/08/24 19:38	
EPA 6010D	Calcium	57.8	mg/L	1.0	01/08/24 19:38	
EPA 6010D	Magnesium	34.7	mg/L	0.050	01/08/24 19:38	
EPA 6020B	Arsenic	0.0012J	mg/L	0.010	01/11/24 13:07	
EPA 6020B	Barium	0.056	mg/L	0.0050	01/11/24 13:07	
EPA 6020B	Boron	0.88	mg/L	0.040	01/11/24 13:07	
EPA 6020B	Cadmium	0.00014J	mg/L	0.00050	01/11/24 13:07	
EPA 6020B	Cobalt	0.00047J	mg/L	0.0050	01/11/24 13:07	

This report shall not be reproduced, except in full,
without the written consent of Pace Analytical Services, LLC.

Pace Analytical Services, LLC
9800 Kincey Ave. Suite 100
Huntersville, NC 28078
(704)875-9092

SUMMARY OF DETECTION

Project: Hammond AP-1
Pace Project No.: 92705989

Lab Sample ID Method	Client Sample ID Parameters	Result	Units	Report Limit	Analyzed	Qualifiers
92705989007	**HAM-AP1-FD-01**					
EPA 6020B	Molybdenum	0.51	mg/L	0.010	01/11/24 13:07	
SM 2320B-2011	Alkalinity,Bicarbonate (CaCO3)	81.6	mg/L	5.0	01/05/24 13:55	
SM 2320B-2011	Alkalinity,Carbonate (CaCO3)	9.0	mg/L	5.0	01/05/24 13:55	
SM 2320B-2011	Alkalinity, Total as CaCO3	90.6	mg/L	5.0	01/05/24 13:55	
SM 2540C-2015	Total Dissolved Solids	392	mg/L	25.0	12/30/23 09:47	
EPA 300.0 Rev 2.1 1993	Chloride	30.4	mg/L	1.0	12/30/23 14:52	
EPA 300.0 Rev 2.1 1993	Fluoride	0.39	mg/L	0.10	12/30/23 14:52	
EPA 300.0 Rev 2.1 1993	Sulfate	147	mg/L	3.0	12/31/23 00:38	

This report shall not be reproduced, except in full,
without the written consent of Pace Analytical Services, LLC.

Pace Analytical Services, LLC
9800 Kincey Ave. Suite 100
Huntersville, NC 28078
(704)875-9092

ANALYTICAL RESULTS

Project: Hammond AP-1
Pace Project No.: 92705989

Sample: HAM-PT-07 **Lab ID: 92705989001** Collected: 12/27/23 10:02 Received: 12/28/23 09:23 Matrix: Water

Parameters	Results	Units	Report Limit	MDL	DF	Prepared	Analyzed	CAS No.	Qual
6010D ATL ICP	Analytical Method: EPA 6010D Preparation Method: EPA 3010A Pace Analytical Services - Peachtree Corners, GA								
Iron	**15.8**	mg/L	0.040	0.025	1	01/08/24 10:42	01/08/24 19:09	7439-89-6	
Manganese	**4.3**	mg/L	0.040	0.011	1	01/08/24 10:42	01/08/24 19:09	7439-96-5	
Potassium	**6.8**	mg/L	0.50	0.15	1	01/08/24 10:42	01/08/24 19:09	7440-09-7	
Sodium	**7.8**	mg/L	1.0	0.58	1	01/08/24 10:42	01/08/24 19:09	7440-23-5	
Calcium	**138**	mg/L	1.0	0.12	1	01/08/24 10:42	01/08/24 19:09	7440-70-2	
Magnesium	**24.4**	mg/L	0.050	0.012	1	01/08/24 10:42	01/08/24 19:09	7439-95-4	
6020 MET ICPMS	Analytical Method: EPA 6020B Preparation Method: EPA 3005A Pace Analytical Services - Peachtree Corners, GA								
Antimony	ND	mg/L	0.0030	0.00054	1	01/09/24 09:47	01/11/24 12:44	7440-36-0	
Arsenic	**0.28**	mg/L	0.010	0.00084	1	01/09/24 09:47	01/11/24 12:44	7440-38-2	
Barium	**0.074**	mg/L	0.0050	0.00047	1	01/09/24 09:47	01/11/24 12:44	7440-39-3	
Beryllium	**0.00011J**	mg/L	0.00050	0.000094	1	01/09/24 09:47	01/11/24 12:44	7440-41-7	
Boron	**1.2**	mg/L	0.040	0.012	1	01/09/24 09:47	01/11/24 12:44	7440-42-8	
Cadmium	ND	mg/L	0.00050	0.00010	1	01/09/24 09:47	01/11/24 12:44	7440-43-9	
Chromium	ND	mg/L	0.0050	0.0019	1	01/09/24 09:47	01/11/24 12:44	7440-47-3	
Cobalt	**0.052**	mg/L	0.0050	0.00032	1	01/09/24 09:47	01/11/24 12:44	7440-48-4	
Lead	ND	mg/L	0.0010	0.00016	1	01/09/24 09:47	01/11/24 12:44	7439-92-1	
Lithium	**0.079**	mg/L	0.030	0.0016	1	01/09/24 09:47	01/11/24 12:44	7439-93-2	
Molybdenum	**0.011**	mg/L	0.010	0.00062	1	01/09/24 09:47	01/11/24 12:44	7439-98-7	
Selenium	ND	mg/L	0.0050	0.00096	1	01/09/24 09:47	01/11/24 12:44	7782-49-2	
Thallium	ND	mg/L	0.0010	0.00038	1	01/09/24 09:47	01/11/24 12:44	7440-28-0	
7470 Mercury	Analytical Method: EPA 7470A Preparation Method: EPA 7470A Pace Analytical Services - Peachtree Corners, GA								
Mercury	ND	mg/L	0.00020	0.00013	1	01/11/24 09:00	01/11/24 14:06	7439-97-6	
2320B Alkalinity	Analytical Method: SM 2320B-2011 Pace Analytical Services - Asheville								
Alkalinity,Bicarbonate (CaCO3)	**137**	mg/L	5.0	5.0	1		01/04/24 20:04		
Alkalinity,Carbonate (CaCO3)	ND	mg/L	5.0	5.0	1		01/04/24 20:04		
Alkalinity, Total as CaCO3	**137**	mg/L	5.0	5.0	1		01/04/24 20:04		
2540C Total Dissolved Solids	Analytical Method: SM 2540C-2015 Pace Analytical Services - Asheville								
Total Dissolved Solids	**661**	mg/L	25.0	25.0	1		12/30/23 09:46		
4500S2D Sulfide Water	Analytical Method: SM 4500-S2D-2011 Pace Analytical Services - Asheville								
Sulfide	ND	mg/L	0.10	0.022	1		01/03/24 03:30	18496-25-8	
300.0 IC Anions 28 Days	Analytical Method: EPA 300.0 Rev 2.1 1993 Pace Analytical Services - Asheville								
Chloride	**17.7**	mg/L	1.0	0.60	1		12/30/23 13:00	16887-00-6	

This report shall not be reproduced, except in full,
without the written consent of Pace Analytical Services, LLC.

Pace Analytical Services, LLC
9800 Kincey Ave. Suite 100
Huntersville, NC 28078
(704)875-9092

ANALYTICAL RESULTS

Project: Hammond AP-1
Pace Project No.: 92705989

Sample: HAM-PT-07 **Lab ID: 92705989001** Collected: 12/27/23 10:02 Received: 12/28/23 09:23 Matrix: Water

Parameters	Results	Units	Report Limit	MDL	DF	Prepared	Analyzed	CAS No.	Qual
300.0 IC Anions 28 Days	Analytical Method: EPA 300.0 Rev 2.1 1993 Pace Analytical Services - Asheville								
Fluoride	**0.34**	mg/L	0.10	0.050	1		12/30/23 13:00	16984-48-8	
Sulfate	**276**	mg/L	6.0	3.0	6		12/30/23 23:13	14808-79-8	M1

This report shall not be reproduced, except in full,
without the written consent of Pace Analytical Services, LLC.

Pace Analytical Services, LLC
9800 Kincey Ave. Suite 100
Huntersville, NC 28078
(704)875-9092

ANALYTICAL RESULTS

Project: Hammond AP-1
Pace Project No.: 92705989

Sample: HAM-PT-08 **Lab ID: 92705989002** Collected: 12/27/23 11:35 Received: 12/28/23 09:23 Matrix: Water

Parameters	Results	Units	Report Limit	MDL	DF	Prepared	Analyzed	CAS No.	Qual
6010D ATL ICP	Analytical Method: EPA 6010D Preparation Method: EPA 3010A Pace Analytical Services - Peachtree Corners, GA								
Iron	**4.9**	mg/L	0.040	0.025	1	01/08/24 10:42	01/08/24 19:14	7439-89-6	
Manganese	**2.3**	mg/L	0.040	0.011	1	01/08/24 10:42	01/08/24 19:14	7439-96-5	
Potassium	**5.3**	mg/L	0.50	0.15	1	01/08/24 10:42	01/08/24 19:14	7440-09-7	
Sodium	**7.1**	mg/L	1.0	0.58	1	01/08/24 10:42	01/08/24 19:14	7440-23-5	
Calcium	**105**	mg/L	1.0	0.12	1	01/08/24 10:42	01/08/24 19:14	7440-70-2	
Magnesium	**11.8**	mg/L	0.050	0.012	1	01/08/24 10:42	01/08/24 19:14	7439-95-4	
6020 MET ICPMS	Analytical Method: EPA 6020B Preparation Method: EPA 3005A Pace Analytical Services - Peachtree Corners, GA								
Antimony	ND	mg/L	0.0030	0.00054	1	01/09/24 09:47	01/11/24 12:48	7440-36-0	
Arsenic	**0.19**	mg/L	0.010	0.00084	1	01/09/24 09:47	01/11/24 12:48	7440-38-2	
Barium	**0.047**	mg/L	0.0050	0.00047	1	01/09/24 09:47	01/11/24 12:48	7440-39-3	
Beryllium	ND	mg/L	0.00050	0.000094	1	01/09/24 09:47	01/11/24 12:48	7440-41-7	
Boron	**1.1**	mg/L	0.040	0.012	1	01/09/24 09:47	01/11/24 12:48	7440-42-8	
Cadmium	ND	mg/L	0.00050	0.00010	1	01/09/24 09:47	01/11/24 12:48	7440-43-9	
Chromium	ND	mg/L	0.0050	0.0019	1	01/09/24 09:47	01/11/24 12:48	7440-47-3	
Cobalt	**0.031**	mg/L	0.0050	0.00032	1	01/09/24 09:47	01/11/24 12:48	7440-48-4	
Lead	ND	mg/L	0.0010	0.00016	1	01/09/24 09:47	01/11/24 12:48	7439-92-1	
Lithium	**0.015J**	mg/L	0.030	0.0016	1	01/09/24 09:47	01/11/24 12:48	7439-93-2	
Molybdenum	**0.035**	mg/L	0.010	0.00062	1	01/09/24 09:47	01/11/24 12:48	7439-98-7	
Selenium	ND	mg/L	0.0050	0.00096	1	01/09/24 09:47	01/11/24 12:48	7782-49-2	
Thallium	ND	mg/L	0.0010	0.00038	1	01/09/24 09:47	01/11/24 12:48	7440-28-0	
7470 Mercury	Analytical Method: EPA 7470A Preparation Method: EPA 7470A Pace Analytical Services - Peachtree Corners, GA								
Mercury	ND	mg/L	0.00020	0.00013	1	01/11/24 09:00	01/11/24 14:09	7439-97-6	
2320B Alkalinity	Analytical Method: SM 2320B-2011 Pace Analytical Services - Asheville								
Alkalinity,Bicarbonate (CaCO3)	**122**	mg/L	5.0	5.0	1		01/04/24 20:15		
Alkalinity,Carbonate (CaCO3)	ND	mg/L	5.0	5.0	1		01/04/24 20:15		
Alkalinity, Total as CaCO3	**122**	mg/L	5.0	5.0	1		01/04/24 20:15		
2540C Total Dissolved Solids	Analytical Method: SM 2540C-2015 Pace Analytical Services - Asheville								
Total Dissolved Solids	**469**	mg/L	25.0	25.0	1		12/30/23 09:46		
4500S2D Sulfide Water	Analytical Method: SM 4500-S2D-2011 Pace Analytical Services - Asheville								
Sulfide	ND	mg/L	0.10	0.022	1		01/03/24 03:32	18496-25-8	
300.0 IC Anions 28 Days	Analytical Method: EPA 300.0 Rev 2.1 1993 Pace Analytical Services - Asheville								
Chloride	**18.9**	mg/L	1.0	0.60	1		12/30/23 13:42	16887-00-6	

This report shall not be reproduced, except in full,
without the written consent of Pace Analytical Services, LLC.

Pace Analytical Services, LLC
9800 Kincey Ave. Suite 100
Huntersville, NC 28078
(704)875-9092

ANALYTICAL RESULTS

Project: Hammond AP-1
Pace Project No.: 92705989

Sample: HAM-PT-08 **Lab ID: 92705989002** Collected: 12/27/23 11:35 Received: 12/28/23 09:23 Matrix: Water

Parameters	Results	Units	Report Limit	MDL	DF	Prepared	Analyzed	CAS No.	Qual
300.0 IC Anions 28 Days	Analytical Method: EPA 300.0 Rev 2.1 1993 Pace Analytical Services - Asheville								
Fluoride	**0.24**	mg/L	0.10	0.050	1		12/30/23 13:42	16984-48-8	
Sulfate	**180**	mg/L	4.0	2.0	4		12/30/23 23:55	14808-79-8	

This report shall not be reproduced, except in full,
without the written consent of Pace Analytical Services, LLC.

Pace Analytical Services, LLC
9800 Kincey Ave. Suite 100
Huntersville, NC 28078
(704)875-9092

ANALYTICAL RESULTS

Project: Hammond AP-1
Pace Project No.: 92705989

Sample: HAM-PT-09 **Lab ID: 92705989003** Collected: 12/27/23 11:41 Received: 12/28/23 09:23 Matrix: Water

Parameters	Results	Units	Report Limit	MDL	DF	Prepared	Analyzed	CAS No.	Qual
6010D ATL ICP	Analytical Method: EPA 6010D Preparation Method: EPA 3010A Pace Analytical Services - Peachtree Corners, GA								
Iron	**0.27**	mg/L	0.040	0.025	1	01/08/24 10:42	01/08/24 19:19	7439-89-6	
Manganese	**0.042**	mg/L	0.040	0.011	1	01/08/24 10:42	01/08/24 19:19	7439-96-5	
Potassium	**4.0**	mg/L	0.50	0.15	1	01/08/24 10:42	01/08/24 19:19	7440-09-7	
Sodium	**6.9**	mg/L	1.0	0.58	1	01/08/24 10:42	01/08/24 19:19	7440-23-5	
Calcium	**57.6**	mg/L	1.0	0.12	1	01/08/24 10:42	01/08/24 19:19	7440-70-2	
Magnesium	**34.1**	mg/L	0.050	0.012	1	01/08/24 10:42	01/08/24 19:19	7439-95-4	
6020 MET ICPMS	Analytical Method: EPA 6020B Preparation Method: EPA 3005A Pace Analytical Services - Peachtree Corners, GA								
Antimony	ND	mg/L	0.0030	0.00054	1	01/09/24 09:47	01/11/24 12:52	7440-36-0	
Arsenic	**0.0010J**	mg/L	0.010	0.00084	1	01/09/24 09:47	01/11/24 12:52	7440-38-2	
Barium	**0.060**	mg/L	0.0050	0.00047	1	01/09/24 09:47	01/11/24 12:52	7440-39-3	
Beryllium	ND	mg/L	0.00050	0.000094	1	01/09/24 09:47	01/11/24 12:52	7440-41-7	
Boron	**0.99**	mg/L	0.040	0.012	1	01/09/24 09:47	01/11/24 12:52	7440-42-8	
Cadmium	**0.00015J**	mg/L	0.00050	0.00010	1	01/09/24 09:47	01/11/24 12:52	7440-43-9	
Chromium	ND	mg/L	0.0050	0.0019	1	01/09/24 09:47	01/11/24 12:52	7440-47-3	
Cobalt	**0.00051J**	mg/L	0.0050	0.00032	1	01/09/24 09:47	01/11/24 12:52	7440-48-4	
Lead	ND	mg/L	0.0010	0.00016	1	01/09/24 09:47	01/11/24 12:52	7439-92-1	
Lithium	ND	mg/L	0.030	0.0016	1	01/09/24 09:47	01/11/24 12:52	7439-93-2	
Molybdenum	**0.56**	mg/L	0.010	0.00062	1	01/09/24 09:47	01/11/24 12:52	7439-98-7	
Selenium	ND	mg/L	0.0050	0.00096	1	01/09/24 09:47	01/11/24 12:52	7782-49-2	
Thallium	ND	mg/L	0.0010	0.00038	1	01/09/24 09:47	01/11/24 12:52	7440-28-0	
7470 Mercury	Analytical Method: EPA 7470A Preparation Method: EPA 7470A Pace Analytical Services - Peachtree Corners, GA								
Mercury	ND	mg/L	0.00020	0.00013	1	01/11/24 09:00	01/11/24 14:11	7439-97-6	
2320B Alkalinity	Analytical Method: SM 2320B-2011 Pace Analytical Services - Asheville								
Alkalinity,Bicarbonate (CaCO3)	**86.2**	mg/L	5.0	5.0	1		01/05/24 12:48		
Alkalinity,Carbonate (CaCO3)	ND	mg/L	5.0	5.0	1		01/05/24 12:48		
Alkalinity, Total as CaCO3	**90.4**	mg/L	5.0	5.0	1		01/05/24 12:48		
2540C Total Dissolved Solids	Analytical Method: SM 2540C-2015 Pace Analytical Services - Asheville								
Total Dissolved Solids	**401**	mg/L	25.0	25.0	1		12/30/23 09:47		
4500S2D Sulfide Water	Analytical Method: SM 4500-S2D-2011 Pace Analytical Services - Asheville								
Sulfide	ND	mg/L	0.10	0.022	1		01/03/24 03:32	18496-25-8	
300.0 IC Anions 28 Days	Analytical Method: EPA 300.0 Rev 2.1 1993 Pace Analytical Services - Asheville								
Chloride	**30.4**	mg/L	1.0	0.60	1		12/30/23 13:56	16887-00-6	

This report shall not be reproduced, except in full,
without the written consent of Pace Analytical Services, LLC.

Pace Analytical Services, LLC
9800 Kincey Ave. Suite 100
Huntersville, NC 28078
(704)875-9092

ANALYTICAL RESULTS

Project: Hammond AP-1
Pace Project No.: 92705989

Sample: HAM-PT-09 **Lab ID: 92705989003** Collected: 12/27/23 11:41 Received: 12/28/23 09:23 Matrix: Water

Parameters	Results	Units	Report Limit	MDL	DF	Prepared	Analyzed	CAS No.	Qual
300.0 IC Anions 28 Days	Analytical Method: EPA 300.0 Rev 2.1 1993 Pace Analytical Services - Asheville								
Fluoride	**0.39**	mg/L	0.10	0.050	1		12/30/23 13:56	16984-48-8	
Sulfate	**147**	mg/L	3.0	1.5	3		12/31/23 00:09	14808-79-8	

This report shall not be reproduced, except in full,
without the written consent of Pace Analytical Services, LLC.

Pace Analytical Services, LLC
9800 Kincey Ave. Suite 100
Huntersville, NC 28078
(704)875-9092

ANALYTICAL RESULTS

Project: Hammond AP-1
Pace Project No.: 92705989

Sample: HAM-PT-10 **Lab ID: 92705989004** Collected: 12/27/23 14:32 Received: 12/28/23 09:23 Matrix: Water

Parameters	Results	Units	Report Limit	MDL	DF	Prepared	Analyzed	CAS No.	Qual
6010D ATL ICP	Analytical Method: EPA 6010D Preparation Method: EPA 3010A Pace Analytical Services - Peachtree Corners, GA								
Iron	**0.51**	mg/L	0.040	0.025	1	01/08/24 10:42	01/08/24 19:24	7439-89-6	
Manganese	**0.47**	mg/L	0.040	0.011	1	01/08/24 10:42	01/08/24 19:24	7439-96-5	
Potassium	**6.5**	mg/L	0.50	0.15	1	01/08/24 10:42	01/08/24 19:24	7440-09-7	
Sodium	**7.7**	mg/L	1.0	0.58	1	01/08/24 10:42	01/08/24 19:24	7440-23-5	
Calcium	**109**	mg/L	1.0	0.12	1	01/08/24 10:42	01/08/24 19:24	7440-70-2	
Magnesium	**13.9**	mg/L	0.050	0.012	1	01/08/24 10:42	01/08/24 19:24	7439-95-4	
6020 MET ICPMS	Analytical Method: EPA 6020B Preparation Method: EPA 3005A Pace Analytical Services - Peachtree Corners, GA								
Antimony	ND	mg/L	0.0030	0.00054	1	01/09/24 09:47	01/11/24 12:56	7440-36-0	
Arsenic	ND	mg/L	0.010	0.00084	1	01/09/24 09:47	01/11/24 12:56	7440-38-2	
Barium	**0.055**	mg/L	0.0050	0.00047	1	01/09/24 09:47	01/11/24 12:56	7440-39-3	
Beryllium	ND	mg/L	0.00050	0.000094	1	01/09/24 09:47	01/11/24 12:56	7440-41-7	
Boron	**1.6**	mg/L	0.040	0.012	1	01/09/24 09:47	01/11/24 12:56	7440-42-8	
Cadmium	ND	mg/L	0.00050	0.00010	1	01/09/24 09:47	01/11/24 12:56	7440-43-9	
Chromium	ND	mg/L	0.0050	0.0019	1	01/09/24 09:47	01/11/24 12:56	7440-47-3	
Cobalt	**0.0023J**	mg/L	0.0050	0.00032	1	01/09/24 09:47	01/11/24 12:56	7440-48-4	
Lead	ND	mg/L	0.0010	0.00016	1	01/09/24 09:47	01/11/24 12:56	7439-92-1	
Lithium	**0.0021J**	mg/L	0.030	0.0016	1	01/09/24 09:47	01/11/24 12:56	7439-93-2	
Molybdenum	**0.22**	mg/L	0.010	0.00062	1	01/09/24 09:47	01/11/24 12:56	7439-98-7	
Selenium	ND	mg/L	0.0050	0.00096	1	01/09/24 09:47	01/11/24 12:56	7782-49-2	
Thallium	ND	mg/L	0.0010	0.00038	1	01/09/24 09:47	01/11/24 12:56	7440-28-0	
7470 Mercury	Analytical Method: EPA 7470A Preparation Method: EPA 7470A Pace Analytical Services - Peachtree Corners, GA								
Mercury	ND	mg/L	0.00020	0.00013	1	01/11/24 09:00	01/11/24 14:14	7439-97-6	
2320B Alkalinity	Analytical Method: SM 2320B-2011 Pace Analytical Services - Asheville								
Alkalinity,Bicarbonate (CaCO3)	**135**	mg/L	5.0	5.0	1		01/05/24 13:12		
Alkalinity,Carbonate (CaCO3)	ND	mg/L	5.0	5.0	1		01/05/24 13:12		
Alkalinity, Total as CaCO3	**135**	mg/L	5.0	5.0	1		01/05/24 13:12		
2540C Total Dissolved Solids	Analytical Method: SM 2540C-2015 Pace Analytical Services - Asheville								
Total Dissolved Solids	**488**	mg/L	25.0	25.0	1		12/30/23 09:47		
4500S2D Sulfide Water	Analytical Method: SM 4500-S2D-2011 Pace Analytical Services - Asheville								
Sulfide	ND	mg/L	0.10	0.022	1		01/03/24 03:32	18496-25-8	
300.0 IC Anions 28 Days	Analytical Method: EPA 300.0 Rev 2.1 1993 Pace Analytical Services - Asheville								
Chloride	**37.3**	mg/L	1.0	0.60	1		12/30/23 14:38	16887-00-6	

This report shall not be reproduced, except in full,
without the written consent of Pace Analytical Services, LLC.

Pace Analytical Services, LLC
9800 Kincey Ave. Suite 100
Huntersville, NC 28078
(704)875-9092

ANALYTICAL RESULTS

Project: Hammond AP-1
Pace Project No.: 92705989

Sample: HAM-PT-10 **Lab ID: 92705989004** Collected: 12/27/23 14:32 Received: 12/28/23 09:23 Matrix: Water

Parameters	Results	Units	Report Limit	MDL	DF	Prepared	Analyzed	CAS No.	Qual
300.0 IC Anions 28 Days	Analytical Method: EPA 300.0 Rev 2.1 1993 Pace Analytical Services - Asheville								
Fluoride	**0.32**	mg/L	0.10	0.050	1		12/30/23 14:38	16984-48-8	
Sulfate	**157**	mg/L	3.0	1.5	3		12/31/23 00:23	14808-79-8	

This report shall not be reproduced, except in full,
without the written consent of Pace Analytical Services, LLC.

Pace Analytical Services, LLC
9800 Kincey Ave. Suite 100
Huntersville, NC 28078
(704)875-9092

ANALYTICAL RESULTS

Project: Hammond AP-1
Pace Project No.: 92705989

Sample: HAM-AP1-EB-01 **Lab ID: 92705989005** Collected: 12/27/23 15:00 Received: 12/28/23 09:23 Matrix: Water

Parameters	Results	Units	Report Limit	MDL	DF	Prepared	Analyzed	CAS No.	Qual
6010D ATL ICP	Analytical Method: EPA 6010D Preparation Method: EPA 3010A Pace Analytical Services - Peachtree Corners, GA								
Iron	ND	mg/L	0.040	0.025	1	01/08/24 10:42	01/08/24 19:29	7439-89-6	
Manganese	ND	mg/L	0.040	0.011	1	01/08/24 10:42	01/08/24 19:29	7439-96-5	
Potassium	ND	mg/L	0.50	0.15	1	01/08/24 10:42	01/08/24 19:29	7440-09-7	
Sodium	ND	mg/L	1.0	0.58	1	01/08/24 10:42	01/08/24 19:29	7440-23-5	
Calcium	ND	mg/L	1.0	0.12	1	01/08/24 10:42	01/08/24 19:29	7440-70-2	
Magnesium	ND	mg/L	0.050	0.012	1	01/08/24 10:42	01/08/24 19:29	7439-95-4	
6020 MET ICPMS	Analytical Method: EPA 6020B Preparation Method: EPA 3005A Pace Analytical Services - Peachtree Corners, GA								
Antimony	ND	mg/L	0.0030	0.00054	1	01/09/24 09:47	01/11/24 12:59	7440-36-0	
Arsenic	ND	mg/L	0.010	0.00084	1	01/09/24 09:47	01/11/24 12:59	7440-38-2	
Barium	ND	mg/L	0.0050	0.00047	1	01/09/24 09:47	01/11/24 12:59	7440-39-3	
Beryllium	ND	mg/L	0.00050	0.000094	1	01/09/24 09:47	01/11/24 12:59	7440-41-7	
Boron	**0.013J**	mg/L	0.040	0.012	1	01/09/24 09:47	01/11/24 12:59	7440-42-8	
Cadmium	ND	mg/L	0.00050	0.00010	1	01/09/24 09:47	01/11/24 12:59	7440-43-9	
Chromium	ND	mg/L	0.0050	0.0019	1	01/09/24 09:47	01/11/24 12:59	7440-47-3	
Cobalt	ND	mg/L	0.0050	0.00032	1	01/09/24 09:47	01/11/24 12:59	7440-48-4	
Lead	ND	mg/L	0.0010	0.00016	1	01/09/24 09:47	01/11/24 12:59	7439-92-1	
Lithium	ND	mg/L	0.030	0.0016	1	01/09/24 09:47	01/11/24 12:59	7439-93-2	
Molybdenum	ND	mg/L	0.010	0.00062	1	01/09/24 09:47	01/11/24 12:59	7439-98-7	
Selenium	ND	mg/L	0.0050	0.00096	1	01/09/24 09:47	01/11/24 12:59	7782-49-2	
Thallium	ND	mg/L	0.0010	0.00038	1	01/09/24 09:47	01/11/24 12:59	7440-28-0	
7470 Mercury	Analytical Method: EPA 7470A Preparation Method: EPA 7470A Pace Analytical Services - Peachtree Corners, GA								
Mercury	ND	mg/L	0.00020	0.00013	1	01/11/24 09:00	01/11/24 14:17	7439-97-6	
2320B Alkalinity	Analytical Method: SM 2320B-2011 Pace Analytical Services - Asheville								
Alkalinity,Bicarbonate (CaCO3)	ND	mg/L	5.0	5.0	1		01/05/24 13:46		
Alkalinity,Carbonate (CaCO3)	ND	mg/L	5.0	5.0	1		01/05/24 13:46		
Alkalinity, Total as CaCO3	ND	mg/L	5.0	5.0	1		01/05/24 13:46		
2540C Total Dissolved Solids	Analytical Method: SM 2540C-2015 Pace Analytical Services - Asheville								
Total Dissolved Solids	ND	mg/L	25.0	25.0	1		12/30/23 09:47		
4500S2D Sulfide Water	Analytical Method: SM 4500-S2D-2011 Pace Analytical Services - Asheville								
Sulfide	ND	mg/L	0.10	0.022	1		01/03/24 03:33	18496-25-8	
300.0 IC Anions 28 Days	Analytical Method: EPA 300.0 Rev 2.1 1993 Pace Analytical Services - Asheville								
Chloride	ND	mg/L	1.0	0.60	1		12/30/23 12:19	16887-00-6	

This report shall not be reproduced, except in full,
without the written consent of Pace Analytical Services, LLC.

Pace Analytical Services, LLC
9800 Kincey Ave. Suite 100
Huntersville, NC 28078
(704)875-9092

ANALYTICAL RESULTS

Project: Hammond AP-1
Pace Project No.: 92705989

Sample: HAM-AP1-EB-01 **Lab ID: 92705989005** Collected: 12/27/23 15:00 Received: 12/28/23 09:23 Matrix: Water

Parameters	Results	Units	Report Limit	MDL	DF	Prepared	Analyzed	CAS No.	Qual
300.0 IC Anions 28 Days	Analytical Method: EPA 300.0 Rev 2.1 1993 Pace Analytical Services - Asheville								
Fluoride	ND	mg/L	0.10	0.050	1		12/30/23 12:19	16984-48-8	
Sulfate	ND	mg/L	1.0	0.50	1		12/30/23 12:19	14808-79-8	

This report shall not be reproduced, except in full,
without the written consent of Pace Analytical Services, LLC.

Pace Analytical Services, LLC
9800 Kincey Ave. Suite 100
Huntersville, NC 28078
(704)875-9092

ANALYTICAL RESULTS

Project: Hammond AP-1
Pace Project No.: 92705989

Sample: HAM-AP1-FB-01 **Lab ID: 92705989006** Collected: 12/27/23 12:30 Received: 12/28/23 09:23 Matrix: Water

Parameters	Results	Units	Report Limit	MDL	DF	Prepared	Analyzed	CAS No.	Qual
6010D ATL ICP	Analytical Method: EPA 6010D Preparation Method: EPA 3010A Pace Analytical Services - Peachtree Corners, GA								
Iron	ND	mg/L	0.040	0.025	1	01/08/24 10:42	01/08/24 19:33	7439-89-6	
Manganese	ND	mg/L	0.040	0.011	1	01/08/24 10:42	01/08/24 19:33	7439-96-5	
Potassium	ND	mg/L	0.50	0.15	1	01/08/24 10:42	01/08/24 19:33	7440-09-7	
Sodium	ND	mg/L	1.0	0.58	1	01/08/24 10:42	01/08/24 19:33	7440-23-5	
Calcium	ND	mg/L	1.0	0.12	1	01/08/24 10:42	01/08/24 19:33	7440-70-2	
Magnesium	**0.016J**	mg/L	0.050	0.012	1	01/08/24 10:42	01/08/24 19:33	7439-95-4	
6020 MET ICPMS	Analytical Method: EPA 6020B Preparation Method: EPA 3005A Pace Analytical Services - Peachtree Corners, GA								
Antimony	ND	mg/L	0.0030	0.00054	1	01/09/24 09:47	01/11/24 13:03	7440-36-0	
Arsenic	ND	mg/L	0.010	0.00084	1	01/09/24 09:47	01/11/24 13:03	7440-38-2	
Barium	ND	mg/L	0.0050	0.00047	1	01/09/24 09:47	01/11/24 13:03	7440-39-3	
Beryllium	ND	mg/L	0.00050	0.000094	1	01/09/24 09:47	01/11/24 13:03	7440-41-7	
Boron	ND	mg/L	0.040	0.012	1	01/09/24 09:47	01/11/24 13:03	7440-42-8	
Cadmium	ND	mg/L	0.00050	0.00010	1	01/09/24 09:47	01/11/24 13:03	7440-43-9	
Chromium	ND	mg/L	0.0050	0.0019	1	01/09/24 09:47	01/11/24 13:03	7440-47-3	
Cobalt	ND	mg/L	0.0050	0.00032	1	01/09/24 09:47	01/11/24 13:03	7440-48-4	
Lead	ND	mg/L	0.0010	0.00016	1	01/09/24 09:47	01/11/24 13:03	7439-92-1	
Lithium	ND	mg/L	0.030	0.0016	1	01/09/24 09:47	01/11/24 13:03	7439-93-2	
Molybdenum	ND	mg/L	0.010	0.00062	1	01/09/24 09:47	01/11/24 13:03	7439-98-7	
Selenium	ND	mg/L	0.0050	0.00096	1	01/09/24 09:47	01/11/24 13:03	7782-49-2	
Thallium	ND	mg/L	0.0010	0.00038	1	01/09/24 09:47	01/11/24 13:03	7440-28-0	
7470 Mercury	Analytical Method: EPA 7470A Preparation Method: EPA 7470A Pace Analytical Services - Peachtree Corners, GA								
Mercury	ND	mg/L	0.00020	0.00013	1	01/11/24 09:00	01/11/24 14:19	7439-97-6	
2320B Alkalinity	Analytical Method: SM 2320B-2011 Pace Analytical Services - Asheville								
Alkalinity,Bicarbonate (CaCO3)	ND	mg/L	5.0	5.0	1		01/05/24 13:51		
Alkalinity,Carbonate (CaCO3)	ND	mg/L	5.0	5.0	1		01/05/24 13:51		
Alkalinity, Total as CaCO3	ND	mg/L	5.0	5.0	1		01/05/24 13:51		
2540C Total Dissolved Solids	Analytical Method: SM 2540C-2015 Pace Analytical Services - Asheville								
Total Dissolved Solids	ND	mg/L	25.0	25.0	1		12/30/23 09:47		
4500S2D Sulfide Water	Analytical Method: SM 4500-S2D-2011 Pace Analytical Services - Asheville								
Sulfide	ND	mg/L	0.10	0.022	1		01/03/24 03:33	18496-25-8	
300.0 IC Anions 28 Days	Analytical Method: EPA 300.0 Rev 2.1 1993 Pace Analytical Services - Asheville								
Chloride	ND	mg/L	1.0	0.60	1		12/30/23 12:33	16887-00-6	

This report shall not be reproduced, except in full,
without the written consent of Pace Analytical Services, LLC.

Pace Analytical Services, LLC
9800 Kincey Ave. Suite 100
Huntersville, NC 28078
(704)875-9092

ANALYTICAL RESULTS

Project: Hammond AP-1
Pace Project No.: 92705989

Sample: HAM-AP1-FB-01 **Lab ID: 92705989006** Collected: 12/27/23 12:30 Received: 12/28/23 09:23 Matrix: Water

Parameters	Results	Units	Report Limit	MDL	DF	Prepared	Analyzed	CAS No.	Qual
300.0 IC Anions 28 Days	Analytical Method: EPA 300.0 Rev 2.1 1993 Pace Analytical Services - Asheville								
Fluoride	ND	mg/L	0.10	0.050	1		12/30/23 12:33	16984-48-8	
Sulfate	ND	mg/L	1.0	0.50	1		12/30/23 12:33	14808-79-8	

This report shall not be reproduced, except in full,
without the written consent of Pace Analytical Services, LLC.

Pace Analytical Services, LLC
9800 Kincey Ave. Suite 100
Huntersville, NC 28078
(704)875-9092

ANALYTICAL RESULTS

Project: Hammond AP-1
Pace Project No.: 92705989

Sample: HAM-AP1-FD-01 **Lab ID: 92705989007** Collected: 12/27/23 00:00 Received: 12/28/23 09:23 Matrix: Water

Parameters	Results	Units	Report Limit	MDL	DF	Prepared	Analyzed	CAS No.	Qual
6010D ATL ICP	Analytical Method: EPA 6010D Preparation Method: EPA 3010A Pace Analytical Services - Peachtree Corners, GA								
Iron	**0.26**	mg/L	0.040	0.025	1	01/08/24 10:42	01/08/24 19:38	7439-89-6	
Manganese	**0.040**	mg/L	0.040	0.011	1	01/08/24 10:42	01/08/24 19:38	7439-96-5	
Potassium	**4.0**	mg/L	0.50	0.15	1	01/08/24 10:42	01/08/24 19:38	7440-09-7	
Sodium	**6.9**	mg/L	1.0	0.58	1	01/08/24 10:42	01/08/24 19:38	7440-23-5	
Calcium	**57.8**	mg/L	1.0	0.12	1	01/08/24 10:42	01/08/24 19:38	7440-70-2	
Magnesium	**34.7**	mg/L	0.050	0.012	1	01/08/24 10:42	01/08/24 19:38	7439-95-4	
6020 MET ICPMS	Analytical Method: EPA 6020B Preparation Method: EPA 3005A Pace Analytical Services - Peachtree Corners, GA								
Antimony	ND	mg/L	0.0030	0.00054	1	01/09/24 09:47	01/11/24 13:07	7440-36-0	
Arsenic	**0.0012J**	mg/L	0.010	0.00084	1	01/09/24 09:47	01/11/24 13:07	7440-38-2	
Barium	**0.056**	mg/L	0.0050	0.00047	1	01/09/24 09:47	01/11/24 13:07	7440-39-3	
Beryllium	ND	mg/L	0.00050	0.000094	1	01/09/24 09:47	01/11/24 13:07	7440-41-7	
Boron	**0.88**	mg/L	0.040	0.012	1	01/09/24 09:47	01/11/24 13:07	7440-42-8	
Cadmium	**0.00014J**	mg/L	0.00050	0.00010	1	01/09/24 09:47	01/11/24 13:07	7440-43-9	
Chromium	ND	mg/L	0.0050	0.0019	1	01/09/24 09:47	01/11/24 13:07	7440-47-3	
Cobalt	**0.00047J**	mg/L	0.0050	0.00032	1	01/09/24 09:47	01/11/24 13:07	7440-48-4	
Lead	ND	mg/L	0.0010	0.00016	1	01/09/24 09:47	01/11/24 13:07	7439-92-1	
Lithium	ND	mg/L	0.030	0.0016	1	01/09/24 09:47	01/11/24 13:07	7439-93-2	
Molybdenum	**0.51**	mg/L	0.010	0.00062	1	01/09/24 09:47	01/11/24 13:07	7439-98-7	
Selenium	ND	mg/L	0.0050	0.00096	1	01/09/24 09:47	01/11/24 13:07	7782-49-2	
Thallium	ND	mg/L	0.0010	0.00038	1	01/09/24 09:47	01/11/24 13:07	7440-28-0	
7470 Mercury	Analytical Method: EPA 7470A Preparation Method: EPA 7470A Pace Analytical Services - Peachtree Corners, GA								
Mercury	ND	mg/L	0.00020	0.00013	1	01/11/24 09:00	01/11/24 14:22	7439-97-6	
2320B Alkalinity	Analytical Method: SM 2320B-2011 Pace Analytical Services - Asheville								
Alkalinity,Bicarbonate (CaCO3)	**81.6**	mg/L	5.0	5.0	1		01/05/24 13:55		
Alkalinity,Carbonate (CaCO3)	**9.0**	mg/L	5.0	5.0	1		01/05/24 13:55		
Alkalinity, Total as CaCO3	**90.6**	mg/L	5.0	5.0	1		01/05/24 13:55		
2540C Total Dissolved Solids	Analytical Method: SM 2540C-2015 Pace Analytical Services - Asheville								
Total Dissolved Solids	**392**	mg/L	25.0	25.0	1		12/30/23 09:47		
4500S2D Sulfide Water	Analytical Method: SM 4500-S2D-2011 Pace Analytical Services - Asheville								
Sulfide	ND	mg/L	0.10	0.022	1		01/03/24 03:34	18496-25-8	
300.0 IC Anions 28 Days	Analytical Method: EPA 300.0 Rev 2.1 1993 Pace Analytical Services - Asheville								
Chloride	**30.4**	mg/L	1.0	0.60	1		12/30/23 14:52	16887-00-6	

This report shall not be reproduced, except in full,
without the written consent of Pace Analytical Services, LLC.

Pace Analytical Services, LLC
9800 Kincey Ave. Suite 100
Huntersville, NC 28078
(704)875-9092

ANALYTICAL RESULTS

Project: Hammond AP-1
Pace Project No.: 92705989

Sample: HAM-AP1-FD-01 **Lab ID: 92705989007** Collected: 12/27/23 00:00 Received: 12/28/23 09:23 Matrix: Water

Parameters	Results	Units	Report Limit	MDL	DF	Prepared	Analyzed	CAS No.	Qual
300.0 IC Anions 28 Days	Analytical Method: EPA 300.0 Rev 2.1 1993 Pace Analytical Services - Asheville								
Fluoride	**0.39**	mg/L	0.10	0.050	1		12/30/23 14:52	16984-48-8	
Sulfate	**147**	mg/L	3.0	1.5	3		12/31/23 00:38	14808-79-8	

This report shall not be reproduced, except in full,
without the written consent of Pace Analytical Services, LLC.

Pace Analytical Services, LLC
9800 Kincey Ave. Suite 100
Huntersville, NC 28078
(704)875-9092

QUALITY CONTROL DATA

Project: Hammond AP-1
Pace Project No.: 92705989

QC Batch: 823806
QC Batch Method: EPA 3010A
Analysis Method: EPA 6010D
Analysis Description: 6010D ATL
Laboratory: Pace Analytical Services - Peachtree Corners, GA
Associated Lab Samples: 92705989001, 92705989002, 92705989003, 92705989004, 92705989005, 92705989006, 92705989007

METHOD BLANK: 4261611
Matrix: Water
Associated Lab Samples: 92705989001, 92705989002, 92705989003, 92705989004, 92705989005, 92705989006, 92705989007

Parameter	Units	Blank Result	Reporting Limit	MDL	Analyzed	Qualifiers
Calcium	mg/L	ND	1.0	0.12	01/08/24 18:59	
Iron	mg/L	ND	0.040	0.025	01/08/24 18:59	
Magnesium	mg/L	ND	0.050	0.012	01/08/24 18:59	
Manganese	mg/L	ND	0.040	0.011	01/08/24 18:59	
Potassium	mg/L	ND	0.50	0.15	01/08/24 18:59	
Sodium	mg/L	ND	1.0	0.58	01/08/24 18:59	

LABORATORY CONTROL SAMPLE: 4261612

Parameter	Units	Spike Conc.	LCS Result	LCS % Rec	% Rec Limits	Qualifiers
Calcium	mg/L	1	0.91J	91	80-120	
Iron	mg/L	1	0.90	90	80-120	
Magnesium	mg/L	1	0.90	90	80-120	
Manganese	mg/L	1	0.95	95	80-120	
Potassium	mg/L	1	0.93	93	80-120	
Sodium	mg/L	1	1.0	102	80-120	

MATRIX SPIKE & MATRIX SPIKE DUPLICATE: 4261613 4261614

Parameter	Units	92706018005 Result	MS Spike Conc.	MSD Spike Conc.	MS Result	MSD Result	MS % Rec	MSD % Rec	% Rec Limits	RPD	Max RPD	Qual
Calcium	mg/L	ND	1	1	1.6	1.6	95	93	75-125	1	20	
Iron	mg/L	56.4 ug/L	1	1	0.98	0.98	93	92	75-125	0	20	
Magnesium	mg/L	429 ug/L	1	1	1.4	1.3	94	91	75-125	2	20	
Manganese	mg/L	ND	1	1	0.93	0.92	93	92	75-125	1	20	
Potassium	mg/L	781 ug/L	1	1	1.9	1.7	108	95	75-125	7	20	
Sodium	mg/L	4420 ug/L	1	1	5.4	5.4	102	93	75-125	2	20	

Results presented on this page are in the units indicated by the "Units" column except where an alternate unit is presented to the right of the result.

This report shall not be reproduced, except in full,
without the written consent of Pace Analytical Services, LLC.

Pace Analytical Services, LLC
9800 Kincey Ave. Suite 100
Huntersville, NC 28078
(704)875-9092

QUALITY CONTROL DATA

Project: Hammond AP-1
Pace Project No.: 92705989

QC Batch: 824152
QC Batch Method: EPA 3005A
Analysis Method: EPA 6020B
Analysis Description: 6020 MET
Laboratory: Pace Analytical Services - Peachtree Corners, GA
Associated Lab Samples: 92705989001, 92705989002, 92705989003, 92705989004, 92705989005, 92705989006, 92705989007

METHOD BLANK: 4263090
Matrix: Water
Associated Lab Samples: 92705989001, 92705989002, 92705989003, 92705989004, 92705989005, 92705989006, 92705989007

Parameter	Units	Blank Result	Reporting Limit	MDL	Analyzed	Qualifiers
Antimony	mg/L	ND	0.0030	0.00054	01/11/24 12:37	
Arsenic	mg/L	ND	0.010	0.00084	01/11/24 12:37	
Barium	mg/L	ND	0.0050	0.00047	01/11/24 12:37	
Beryllium	mg/L	ND	0.00050	0.000094	01/11/24 12:37	
Boron	mg/L	ND	0.040	0.012	01/11/24 12:37	
Cadmium	mg/L	ND	0.00050	0.00010	01/11/24 12:37	
Chromium	mg/L	ND	0.0050	0.0019	01/11/24 12:37	
Cobalt	mg/L	ND	0.0050	0.00032	01/11/24 12:37	
Lead	mg/L	ND	0.0010	0.00016	01/11/24 12:37	
Lithium	mg/L	ND	0.030	0.0016	01/11/24 12:37	
Molybdenum	mg/L	ND	0.010	0.00062	01/11/24 12:37	
Selenium	mg/L	ND	0.0050	0.00096	01/11/24 12:37	
Thallium	mg/L	ND	0.0010	0.00038	01/11/24 12:37	

LABORATORY CONTROL SAMPLE: 4263091

Parameter	Units	Spike Conc.	LCS Result	LCS % Rec	% Rec Limits	Qualifiers
Antimony	mg/L	0.1	0.11	109	80-120	
Arsenic	mg/L	0.1	0.11	105	80-120	
Barium	mg/L	0.1	0.10	104	80-120	
Beryllium	mg/L	0.1	0.11	110	80-120	
Boron	mg/L	1	1.1	110	80-120	
Cadmium	mg/L	0.1	0.11	105	80-120	
Chromium	mg/L	0.1	0.11	106	80-120	
Cobalt	mg/L	0.1	0.11	106	80-120	
Lead	mg/L	0.1	0.11	108	80-120	
Lithium	mg/L	0.1	0.11	112	80-120	
Molybdenum	mg/L	0.1	0.11	108	80-120	
Selenium	mg/L	0.1	0.10	104	80-120	
Thallium	mg/L	0.1	0.11	107	80-120	

MATRIX SPIKE & MATRIX SPIKE DUPLICATE: 4263287 4263288

Parameter	Units	92706820004 Result	MS Spike Conc.	MSD Spike Conc.	MS Result	MSD Result	MS % Rec	MSD % Rec	% Rec Limits	RPD	Max RPD	Qual
Antimony	mg/L	ND	0.1	0.1	0.10	0.11	100	105	75-125	5	20	
Arsenic	mg/L	0.00093J	0.1	0.1	0.10	0.11	103	107	75-125	4	20	

Results presented on this page are in the units indicated by the "Units" column except where an alternate unit is presented to the right of the result.

REPORT OF LABORATORY ANALYSIS

This report shall not be reproduced, except in full,
without the written consent of Pace Analytical Services, LLC.

Pace Analytical Services, LLC
9800 Kincey Ave. Suite 100
Huntersville, NC 28078
(704)875-9092

QUALITY CONTROL DATA

Project: Hammond AP-1
Pace Project No.: 92705989

MATRIX SPIKE & MATRIX SPIKE DUPLICATE: 4263287 4263288

Parameter	Units	92706820004 Result	MS Spike Conc.	MSD Spike Conc.	MS Result	MSD Result	MS % Rec	MSD % Rec	% Rec Limits	RPD	Max RPD	Qual
Barium	mg/L	0.059	0.1	0.1	0.16	0.16	99	103	75-125	2	20	
Beryllium	mg/L	ND	0.1	0.1	0.11	0.11	105	107	75-125	2	20	
Boron	mg/L	1.7	1	1	2.6	2.7	99	101	75-125	1	20	
Cadmium	mg/L	ND	0.1	0.1	0.10	0.11	104	105	75-125	1	20	
Chromium	mg/L	ND	0.1	0.1	0.10	0.11	103	109	75-125	5	20	
Cobalt	mg/L	0.0024J	0.1	0.1	0.10	0.11	103	103	75-125	1	20	
Lead	mg/L	ND	0.1	0.1	0.095	0.097	95	97	75-125	3	20	
Lithium	mg/L	0.0021J	0.1	0.1	0.11	0.11	107	111	75-125	3	20	
Molybdenum	mg/L	0.24	0.1	0.1	0.33	0.34	99	102	75-125	1	20	
Selenium	mg/L	ND	0.1	0.1	0.10	0.10	101	105	75-125	3	20	
Thallium	mg/L	ND	0.1	0.1	0.095	0.099	95	99	75-125	4	20	

Results presented on this page are in the units indicated by the "Units" column except where an alternate unit is presented to the right of the result.

This report shall not be reproduced, except in full,
without the written consent of Pace Analytical Services, LLC.

Pace Analytical Services, LLC
9800 Kincey Ave. Suite 100
Huntersville, NC 28078
(704)875-9092

QUALITY CONTROL DATA

Project: Hammond AP-1
Pace Project No.: 92705989

QC Batch: 824547
QC Batch Method: EPA 7470A
Analysis Method: EPA 7470A
Analysis Description: 7470 Mercury
Laboratory: Pace Analytical Services - Peachtree Corners, GA
Associated Lab Samples: 92705989001, 92705989002, 92705989003, 92705989004, 92705989005, 92705989006, 92705989007

METHOD BLANK: 4264894
Matrix: Water
Associated Lab Samples: 92705989001, 92705989002, 92705989003, 92705989004, 92705989005, 92705989006, 92705989007

Parameter	Units	Blank Result	Reporting Limit	MDL	Analyzed	Qualifiers
Mercury	mg/L	ND	0.00020	0.00013	01/11/24 14:01	

LABORATORY CONTROL SAMPLE: 4264895

Parameter	Units	Spike Conc.	LCS Result	LCS % Rec	% Rec Limits	Qualifiers
Mercury	mg/L	0.0025	0.0021	85	80-120	

MATRIX SPIKE & MATRIX SPIKE DUPLICATE: 4264896 4264897

Parameter	Units	92706018001 Result	MS Spike Conc.	MSD Spike Conc.	MS Result	MSD Result	MS % Rec	MSD % Rec	% Rec Limits	RPD	Max RPD	Qual
Mercury	mg/L	ND	0.0025	0.0025	0.0025	0.0021	101	83	75-125	20	20	

Results presented on this page are in the units indicated by the "Units" column except where an alternate unit is presented to the right of the result.

REPORT OF LABORATORY ANALYSIS

This report shall not be reproduced, except in full,
without the written consent of Pace Analytical Services, LLC.

Pace Analytical Services, LLC
9800 Kincey Ave. Suite 100
Huntersville, NC 28078
(704)875-9092

QUALITY CONTROL DATA

Project: Hammond AP-1
Pace Project No.: 92705989

QC Batch: 823458
QC Batch Method: SM 2320B-2011
Analysis Method: SM 2320B-2011
Analysis Description: 2320B Alkalinity
Laboratory: Pace Analytical Services - Asheville
Associated Lab Samples: 92705989001, 92705989002

METHOD BLANK: 4259947 Matrix: Water
Associated Lab Samples: 92705989001, 92705989002

Parameter	Units	Blank Result	Reporting Limit	MDL	Analyzed	Qualifiers
Alkalinity, Total as CaCO3	mg/L	ND	5.0	5.0	01/04/24 16:06	
Alkalinity,Bicarbonate (CaCO3)	mg/L	ND	5.0	5.0	01/04/24 16:06	
Alkalinity,Carbonate (CaCO3)	mg/L	ND	5.0	5.0	01/04/24 16:06	

LABORATORY CONTROL SAMPLE: 4259948

Parameter	Units	Spike Conc.	LCS Result	LCS % Rec	% Rec Limits	Qualifiers
Alkalinity, Total as CaCO3	mg/L	50	50.8	102	80-120	

LABORATORY CONTROL SAMPLE: 4259949

Parameter	Units	Spike Conc.	LCS Result	LCS % Rec	% Rec Limits	Qualifiers
Alkalinity, Total as CaCO3	mg/L	50	51.6	103	80-120	

MATRIX SPIKE & MATRIX SPIKE DUPLICATE: 4259950 4259951

Parameter	Units	35850766002 Result	MS Spike Conc.	MSD Spike Conc.	MS Result	MSD Result	MS % Rec	MSD % Rec	% Rec Limits	RPD	Max RPD	Qual
Alkalinity, Total as CaCO3	mg/L	173	50	50	218	225	90	103	80-120	3	25	

MATRIX SPIKE & MATRIX SPIKE DUPLICATE: 4259952 4259953

Parameter	Units	35850766003 Result	MS Spike Conc.	MSD Spike Conc.	MS Result	MSD Result	MS % Rec	MSD % Rec	% Rec Limits	RPD	Max RPD	Qual
Alkalinity, Total as CaCO3	mg/L	17.0	50	50	67.3	68.0	101	102	80-120	1	25	

Results presented on this page are in the units indicated by the "Units" column except where an alternate unit is presented to the right of the result.

This report shall not be reproduced, except in full,
without the written consent of Pace Analytical Services, LLC.

Pace Analytical Services, LLC
9800 Kincey Ave. Suite 100
Huntersville, NC 28078
(704)875-9092

QUALITY CONTROL DATA

Project: Hammond AP-1
Pace Project No.: 92705989

QC Batch: 823707
QC Batch Method: SM 2320B-2011
Analysis Method: SM 2320B-2011
Analysis Description: 2320B Alkalinity
Laboratory: Pace Analytical Services - Asheville
Associated Lab Samples: 92705989003, 92705989004, 92705989005, 92705989006, 92705989007

METHOD BLANK: 4261016 Matrix: Water
Associated Lab Samples: 92705989003, 92705989004, 92705989005, 92705989006, 92705989007

Parameter	Units	Blank Result	Reporting Limit	MDL	Analyzed	Qualifiers
Alkalinity, Total as CaCO3	mg/L	ND	5.0	5.0	01/05/24 12:24	
Alkalinity,Bicarbonate (CaCO3)	mg/L	ND	5.0	5.0	01/05/24 12:24	
Alkalinity,Carbonate (CaCO3)	mg/L	ND	5.0	5.0	01/05/24 12:24	

LABORATORY CONTROL SAMPLE: 4261017

Parameter	Units	Spike Conc.	LCS Result	LCS % Rec	% Rec Limits	Qualifiers
Alkalinity, Total as CaCO3	mg/L	50	50.8	102	80-120	

LABORATORY CONTROL SAMPLE: 4261018

Parameter	Units	Spike Conc.	LCS Result	LCS % Rec	% Rec Limits	Qualifiers
Alkalinity, Total as CaCO3	mg/L	50	50.9	102	80-120	

MATRIX SPIKE & MATRIX SPIKE DUPLICATE: 4261019 4261020

Parameter	Units	92705989003 Result	MS Spike Conc.	MSD Spike Conc.	MS Result	MSD Result	MS % Rec	MSD % Rec	% Rec Limits	RPD	Max RPD	Qual
Alkalinity, Total as CaCO3	mg/L	90.4	50	50	133	141	85	102	80-120	6	25	

MATRIX SPIKE & MATRIX SPIKE DUPLICATE: 4261021 4261022

Parameter	Units	92705989004 Result	MS Spike Conc.	MSD Spike Conc.	MS Result	MSD Result	MS % Rec	MSD % Rec	% Rec Limits	RPD	Max RPD	Qual
Alkalinity, Total as CaCO3	mg/L	135	50	50	182	185	93	99	80-120	2	25	

Results presented on this page are in the units indicated by the "Units" column except where an alternate unit is presented to the right of the result.

This report shall not be reproduced, except in full,
without the written consent of Pace Analytical Services, LLC.

Pace Analytical Services, LLC
9800 Kincey Ave. Suite 100
Huntersville, NC 28078
(704)875-9092

QUALITY CONTROL DATA

Project: Hammond AP-1
Pace Project No.: 92705989

QC Batch: 822708
QC Batch Method: SM 2540C-2015
Analysis Method: SM 2540C-2015
Analysis Description: 2540C Total Dissolved Solids
Laboratory: Pace Analytical Services - Asheville
Associated Lab Samples: 92705989001, 92705989002, 92705989003, 92705989004, 92705989005, 92705989006, 92705989007

METHOD BLANK: 4256617
Matrix: Water
Associated Lab Samples: 92705989001, 92705989002, 92705989003, 92705989004, 92705989005, 92705989006, 92705989007

Parameter	Units	Blank Result	Reporting Limit	MDL	Analyzed	Qualifiers
Total Dissolved Solids	mg/L	ND	25.0	25.0	12/30/23 09:46	

LABORATORY CONTROL SAMPLE: 4256618

Parameter	Units	Spike Conc.	LCS Result	LCS % Rec	% Rec Limits	Qualifiers
Total Dissolved Solids	mg/L	250	252	101	90-110	

SAMPLE DUPLICATE: 4256619

Parameter	Units	92706023001 Result	Dup Result	RPD	Max RPD	Qualifiers
Total Dissolved Solids	mg/L	30.0	ND		25	

Results presented on this page are in the units indicated by the "Units" column except where an alternate unit is presented to the right of the result.

This report shall not be reproduced, except in full,
without the written consent of Pace Analytical Services, LLC.

Pace Analytical Services, LLC
9800 Kincey Ave. Suite 100
Huntersville, NC 28078
(704)875-9092

QUALITY CONTROL DATA

Project: Hammond AP-1
Pace Project No.: 92705989

QC Batch: 823054
QC Batch Method: SM 4500-S2D-2011
Analysis Method: SM 4500-S2D-2011
Analysis Description: 4500S2D Sulfide Water
Laboratory: Pace Analytical Services - Asheville
Associated Lab Samples: 92705989001, 92705989002, 92705989003, 92705989004, 92705989005, 92705989006, 92705989007

METHOD BLANK: 4258042
Matrix: Water
Associated Lab Samples: 92705989001, 92705989002, 92705989003, 92705989004, 92705989005, 92705989006, 92705989007

Parameter	Units	Blank Result	Reporting Limit	MDL	Analyzed	Qualifiers
Sulfide	mg/L	ND	0.10	0.022	01/03/24 03:29	

LABORATORY CONTROL SAMPLE: 4258043

Parameter	Units	Spike Conc.	LCS Result	LCS % Rec	% Rec Limits	Qualifiers
Sulfide	mg/L	0.5	0.54	107	80-120	

MATRIX SPIKE & MATRIX SPIKE DUPLICATE: 4258044 4258045

Parameter	Units	92705989001 Result	MS Spike Conc.	MSD Spike Conc.	MS Result	MSD Result	MS % Rec	MSD % Rec	% Rec Limits	RPD	Max RPD	Qual
Sulfide	mg/L	ND	0.5	0.5	0.54	0.54	108	107	80-120	1	10	

MATRIX SPIKE & MATRIX SPIKE DUPLICATE: 4258046 4258047

Parameter	Units	92705989007 Result	MS Spike Conc.	MSD Spike Conc.	MS Result	MSD Result	MS % Rec	MSD % Rec	% Rec Limits	RPD	Max RPD	Qual
Sulfide	mg/L	ND	0.5	0.5	0.47	0.50	94	100	80-120	6	10	

Results presented on this page are in the units indicated by the "Units" column except where an alternate unit is presented to the right of the result.

This report shall not be reproduced, except in full,
without the written consent of Pace Analytical Services, LLC.

Pace Analytical Services, LLC
9800 Kincey Ave. Suite 100
Huntersville, NC 28078
(704)875-9092

QUALITY CONTROL DATA

Project: Hammond AP-1
Pace Project No.: 92705989

QC Batch: 822704
QC Batch Method: EPA 300.0 Rev 2.1 1993
Analysis Method: EPA 300.0 Rev 2.1 1993
Analysis Description: 300.0 IC Anions
Laboratory: Pace Analytical Services - Asheville
Associated Lab Samples: 92705989001, 92705989002, 92705989003, 92705989004, 92705989005, 92705989006, 92705989007

METHOD BLANK: 4256598 Matrix: Water
Associated Lab Samples: 92705989001, 92705989002, 92705989003, 92705989004, 92705989005, 92705989006, 92705989007

Parameter	Units	Blank Result	Reporting Limit	MDL	Analyzed	Qualifiers
Chloride	mg/L	ND	1.0	0.60	12/30/23 11:51	
Fluoride	mg/L	ND	0.10	0.050	12/30/23 11:51	
Sulfate	mg/L	ND	1.0	0.50	12/30/23 11:51	

LABORATORY CONTROL SAMPLE: 4256599

Parameter	Units	Spike Conc.	LCS Result	LCS % Rec	% Rec Limits	Qualifiers
Chloride	mg/L	50	47.8	96	90-110	
Fluoride	mg/L	2.5	2.6	102	90-110	
Sulfate	mg/L	50	49.2	98	90-110	

MATRIX SPIKE & MATRIX SPIKE DUPLICATE: 4256602 4256603

Parameter	Units	92706082004 Result	MS Spike Conc.	MSD Spike Conc.	MS Result	MSD Result	MS % Rec	MSD % Rec	% Rec Limits	RPD	Max RPD	Qual
Chloride	mg/L	7.6	50	50	57.2	56.8	99	99	90-110	1	10	
Fluoride	mg/L	ND	2.5	2.5	2.7	2.7	107	108	90-110	0	10	
Sulfate	mg/L	0.68J	50	50	51.1	50.7	101	100	90-110	1	10	

MATRIX SPIKE & MATRIX SPIKE DUPLICATE: 4256612 4256613

Parameter	Units	92705989001 Result	MS Spike Conc.	MSD Spike Conc.	MS Result	MSD Result	MS % Rec	MSD % Rec	% Rec Limits	RPD	Max RPD	Qual
Chloride	mg/L	17.7	50	50	66.1	66.9	97	98	90-110	1	10	
Fluoride	mg/L	0.34	2.5	2.5	2.6	2.7	91	93	90-110	2	10	
Sulfate	mg/L	276	50	50	318	319	83	85	90-110	0	10	M1

Results presented on this page are in the units indicated by the "Units" column except where an alternate unit is presented to the right of the result.

REPORT OF LABORATORY ANALYSIS

This report shall not be reproduced, except in full,
without the written consent of Pace Analytical Services, LLC.

Pace Analytical Services, LLC
9800 Kincey Ave. Suite 100
Huntersville, NC 28078
(704)875-9092

QUALIFIERS

Project: Hammond AP-1
Pace Project No.: 92705989

DEFINITIONS

DF - Dilution Factor, if reported, represents the factor applied to the reported data due to dilution of the sample aliquot.

ND - Not Detected at or above adjusted reporting limit.

TNTC - Too Numerous To Count

J - Estimated concentration above the adjusted method detection limit and below the adjusted reporting limit.

MDL - Adjusted Method Detection Limit.

PQL - Practical Quantitation Limit.

RL - Reporting Limit - The lowest concentration value that meets project requirements for quantitative data with known precision and bias for a specific analyte in a specific matrix.

S - Surrogate

1,2-Diphenylhydrazine decomposes to and cannot be separated from Azobenzene using Method 8270. The result for each analyte is a combined concentration.

Consistent with EPA guidelines, unrounded data are displayed and have been used to calculate % recovery and RPD values.

LCS(D) - Laboratory Control Sample (Duplicate)

MS(D) - Matrix Spike (Duplicate)

DUP - Sample Duplicate

RPD - Relative Percent Difference

NC - Not Calculable.

SG - Silica Gel - Clean-Up

U - Indicates the compound was analyzed for, but not detected.

Acid preservation may not be appropriate for 2 Chloroethylvinyl ether.

A separate vial preserved to a pH of 4-5 is recommended in SW846 Chapter 4 for the analysis of Acrolein and Acrylonitrile by EPA Method 8260.

N-Nitrosodiphenylamine decomposes and cannot be separated from Diphenylamine using Method 8270. The result reported for each analyte is a combined concentration.

Reported results are not rounded until the final step prior to reporting. Therefore, calculated parameters that are typically reported as "Total" may vary slightly from the sum of the reported component parameters.

Pace Analytical is TNI accredited. Contact your Pace PM for the current list of accredited analytes.

TNI - The NELAC Institute.

ANALYTE QUALIFIERS

M1 Matrix spike recovery exceeded QC limits. Batch accepted based on laboratory control sample (LCS) recovery.

This report shall not be reproduced, except in full,
without the written consent of Pace Analytical Services, LLC.

Pace Analytical Services, LLC
9800 Kincey Ave. Suite 100
Huntersville, NC 28078
(704)875-9092

QUALITY CONTROL DATA CROSS REFERENCE TABLE

Project: Hammond AP-1
Pace Project No.: 92705989

Lab ID	Sample ID	QC Batch Method	QC Batch	Analytical Method	Analytical Batch
92705989001	**HAM-PT-07**	EPA 3010A	823806	EPA 6010D	824064
92705989002	**HAM-PT-08**	EPA 3010A	823806	EPA 6010D	824064
92705989003	**HAM-PT-09**	EPA 3010A	823806	EPA 6010D	824064
92705989004	**HAM-PT-10**	EPA 3010A	823806	EPA 6010D	824064
92705989005	**HAM-AP1-EB-01**	EPA 3010A	823806	EPA 6010D	824064
92705989006	**HAM-AP1-FB-01**	EPA 3010A	823806	EPA 6010D	824064
92705989007	**HAM-AP1-FD-01**	EPA 3010A	823806	EPA 6010D	824064
92705989001	**HAM-PT-07**	EPA 3005A	824152	EPA 6020B	824332
92705989002	**HAM-PT-08**	EPA 3005A	824152	EPA 6020B	824332
92705989003	**HAM-PT-09**	EPA 3005A	824152	EPA 6020B	824332
92705989004	**HAM-PT-10**	EPA 3005A	824152	EPA 6020B	824332
92705989005	**HAM-AP1-EB-01**	EPA 3005A	824152	EPA 6020B	824332
92705989006	**HAM-AP1-FB-01**	EPA 3005A	824152	EPA 6020B	824332
92705989007	**HAM-AP1-FD-01**	EPA 3005A	824152	EPA 6020B	824332
92705989001	**HAM-PT-07**	EPA 7470A	824547	EPA 7470A	824829
92705989002	**HAM-PT-08**	EPA 7470A	824547	EPA 7470A	824829
92705989003	**HAM-PT-09**	EPA 7470A	824547	EPA 7470A	824829
92705989004	**HAM-PT-10**	EPA 7470A	824547	EPA 7470A	824829
92705989005	**HAM-AP1-EB-01**	EPA 7470A	824547	EPA 7470A	824829
92705989006	**HAM-AP1-FB-01**	EPA 7470A	824547	EPA 7470A	824829
92705989007	**HAM-AP1-FD-01**	EPA 7470A	824547	EPA 7470A	824829
92705989001	**HAM-PT-07**	SM 2320B-2011	823458		
92705989002	**HAM-PT-08**	SM 2320B-2011	823458		
92705989003	**HAM-PT-09**	SM 2320B-2011	823707		
92705989004	**HAM-PT-10**	SM 2320B-2011	823707		
92705989005	**HAM-AP1-EB-01**	SM 2320B-2011	823707		
92705989006	**HAM-AP1-FB-01**	SM 2320B-2011	823707		
92705989007	**HAM-AP1-FD-01**	SM 2320B-2011	823707		
92705989001	**HAM-PT-07**	SM 2540C-2015	822708		
92705989002	**HAM-PT-08**	SM 2540C-2015	822708		
92705989003	**HAM-PT-09**	SM 2540C-2015	822708		
92705989004	**HAM-PT-10**	SM 2540C-2015	822708		
92705989005	**HAM-AP1-EB-01**	SM 2540C-2015	822708		
92705989006	**HAM-AP1-FB-01**	SM 2540C-2015	822708		
92705989007	**HAM-AP1-FD-01**	SM 2540C-2015	822708		
92705989001	**HAM-PT-07**	SM 4500-S2D-2011	823054		
92705989002	**HAM-PT-08**	SM 4500-S2D-2011	823054		
92705989003	**HAM-PT-09**	SM 4500-S2D-2011	823054		
92705989004	**HAM-PT-10**	SM 4500-S2D-2011	823054		
92705989005	**HAM-AP1-EB-01**	SM 4500-S2D-2011	823054		
92705989006	**HAM-AP1-FB-01**	SM 4500-S2D-2011	823054		
92705989007	**HAM-AP1-FD-01**	SM 4500-S2D-2011	823054		
92705989001	**HAM-PT-07**	EPA 300.0 Rev 2.1 1993	822704		
92705989002	**HAM-PT-08**	EPA 300.0 Rev 2.1 1993	822704		
92705989003	**HAM-PT-09**	EPA 300.0 Rev 2.1 1993	822704		

This report shall not be reproduced, except in full,
without the written consent of Pace Analytical Services, LLC.

Pace Analytical Services, LLC
9800 Kincey Ave. Suite 100
Huntersville, NC 28078
(704)875-9092

QUALITY CONTROL DATA CROSS REFERENCE TABLE

Project: Hammond AP-1
Pace Project No.: 92705989

Lab ID	Sample ID	QC Batch Method	QC Batch	Analytical Method	Analytical Batch
92705989004	**HAM-PT-10**	EPA 300.0 Rev 2.1 1993	822704		
92705989005	**HAM-AP1-EB-01**	EPA 300.0 Rev 2.1 1993	822704		
92705989006	**HAM-AP1-FB-01**	EPA 300.0 Rev 2.1 1993	822704		
92705989007	**HAM-AP1-FD-01**	EPA 300.0 Rev 2.1 1993	822704		

This report shall not be reproduced, except in full,
without the written consent of Pace Analytical Services, LLC.

Pace ANALYTICAL SERVICES

DC#_Title: ENV-FRM-HUN1-0083 v03_Sample Condition Upon Receipt

Effective Date: 11/29/2023

aboratory receiving samples:

Asheville ☐ **Eden** ☐ **Greenwood** ☐ **Huntersville** ☐ **Raleigh** ☐ **Mechanicsville** ☐ **Atlanta** ☑ **Kernersville** ☐

Sample Condition Upon Receipt

Client Name: Gl Power

Project #:

WO# : 92705989

92705989

Courier: ☐ Fed Ex ☐ UPS ☐ USPS ☐ Client ☐ Commercial ☑ Pace ☐ Other:____

Custody Seal Present? ☑ Yes ☐ No **Seals Intact?** ☑ Yes ☐ No ☐ N/A

Date/Initials Person Examining Contents: 12/18 JM

Packing Material: ☑ Bubble Wrap ☐ Bubble Bags ☐ None ☐ Other

Biological Tissue Frozen? ☐ Yes ☐ No ☑ N/A

Thermometer:
☑ IR Gun ID: 230

Type of Ice: ☑ Wet ☐ Blue ☐ None

Cooler Temp: 2.2

Correction Factor: Add/Subtract (°C) 6.0

Temp should be above freezing to 6°C
☐ Samples out of temp criteria. Samples on ice, cooling process has begun

Cooler Temp Corrected (°C): 2.2

USDA Regulated Soil (☐ N/A, water sample)
Did samples originate in a quarantine zone within the United States: CA, NY, or SC (check maps)? ☐ Yes ☐ No

Did samples originate from a foreign source (internationally, including Hawaii and Puerto Rico)? ☐ Yes ☐ No

				Comments/Discrepancy:
Chain of Custody Present?	☑ Yes	☐ No	☐ N/A	1.
Samples Arrived within Hold Time?	☑ Yes	☐ No	☐ N/A	2.
Short Hold Time Analysis (<72 hr.)?	☑ Yes	☐ No	☐ N/A	3.
Rush Turn Around Time Requested?	☐ Yes	☑ No	☐ N/A	4.
Sufficient Volume?	☑ Yes	☐ No	☐ N/A	5.
Correct Containers Used?	☑ Yes	☐ No	☐ N/A	6.
-Pace Containers Used?	☑ Yes	☐ No	☐ N/A	
Containers Intact?	☑ Yes	☐ No	☐ N/A	7.
Dissolved analysis: Samples Field Filtered?	☐ Yes	☐ No	☑ N/A	8.
Sample Labels Match COC?	☑ Yes	☐ No	☐ N/A	9.
-Includes Date/Time/ID/Analysis Matrix: W				
Headspace in VOA Vials (>5-6mm)?	☐ Yes	☐ No	☑ N/A	10.
Trip Blank Present?	☐ Yes	☐ No	☑ N/A	11.
Trip Blank Custody Seals Present?	☐ Yes	☐ No	☑ N/A	

:OMMENTS/SAMPLE DISCREPANCY

Field Data Required? ☐ Yes ☐ No

Lot ID of split containers:

.IENT NOTIFICATION/RESOLUTION

Person contacted: _____ Date/Time: _____

Project Manager SCURF Review: _____ **Date:** _____

Project Manager SRF Review: _____ **Date:** _____

***Check mark top half of box if pH and/or dechlorination is verified and within the acceptance range for preservation samples.**

Exceptions: VOA, Coliform, TOC, Oil and Grease, DRO/8015 (water) DOC, LLHg

****Bottom half of box is to list number of bottles**

*****Check all unpreserved Nitrates for chlorine**

Project # WO#: 92705989

PM: BV Due Date: 01/12/24

CLIENT: 92- GP-HAM

Item#	BP4U-125 mL Plastic Unpreserved (N/A) (Cl-)	BP3U-250 mL Plastic Unpreserved (N/A)	BP2U-500 mL Plastic Unpreserved (N/A)	BP1U-1 liter Plastic Unpreserved (N/A)	BP4S-125 mL Plastic H2SO4 (pH < 2) (Cl-)	BP3N-250 mL plastic HNO3 (pH < 2)	BP4Z-125 mL Plastic ZN Acetate & NaOH (>9)	BP4B-125 mL Plastic NaOH (pH > 12) (Cl-)	WGFU-Wide-mouthed Glass jar Unpreserved	AG1U-1 liter Amber Unpreserved (N/A) (Cl-)	AG1H-1 liter Amber HCl (pH < 2)	AG3U-250 mL Amber Unpreserved (N/A) (Cl-)	AG1S-1 liter Amber H2SO4 (pH < 2)	AG3S-250 mL Amber H2SO4 (pH < 2)	DG94-40 mL Amber NH4Cl (N/A)(Cl-)	DG9H-40 mL VOA HCl (N/A)	VG9T-40 mL VOA Na2S2O3 (N/A)	VG9U-40 mL VOA Unpreserved (N/A)	DG9V-40 mL VOA H3PO4 (N/A)	KP7U-50 mL Plastic Unpreserved (N/A)	V/GK (3 vials per kit)-VPH/Gas kit (N/A)	SP5T-125 mL Sterile Plastic (N/A – lab)	SP2T-250 mL Sterile Plastic (N/A – lab)		BP3R-250 mL Plastic (NH2)2SO4 (9.3-9.7)	AG0U-100 mL Amber Unpreserved (N/A) (Cl-)	VSGU-20 mL Scintillation vials (N/A)	DG9U-40 mL Amber Unpreserved vials (N/A)
1		2	1			1		1																				
2		2	1			1		1																				
3		2	1			1		1																				
4		2	1			1		1																				
5		2	1			1		1																				
6		2	1			1		1																				
7		2	1			1		1																				
8																												
9																												
10																												
11																												
12																												

pH Adjustment Log for Preserved Samples

Sample ID	Type of Preservative	pH upon receipt	Date preservation adjusted	Time preservation adjusted	Amount of Preservative added	Lot #

Note: Whenever there is a discrepancy affecting North Carolina compliance samples, a copy of this form will be sent to the North Carolina DENR Certification Office (i.e. Out of hold, incorrect preservative, out of temp, incorrect containers.

Pace Analytical
www.pacelabs.com

CHAIN-OF-CUSTODY / Analytical Request Document

The Chain-of-Custody is a LEGAL DOCUMENT. All relevant fields must be completed accurately.

Page: of

Section A Required Client Information:

Company:	GA Power
Address:	Atlanta, GA
Email To:	SCS Contacts
Phone:	Fax:
Requested Due Date/TAT:	10 day

Section B Required Project Information

Report To:	SCS Contacts
Copy To:	Geosyntec Contacts
Purchase Order No.	GPC82474-0001
Project Name:	Hammond AP-1
Project Number:	

Section C Invoice Information:

Attention:	Southern Co.
Company Name:	
Address:	
Pace Quote Reference:	
Pace Project Manager:	Bonnie Vang
Pace Profile #:	10839

REGULATORY AGENCY

NPDES | GROUND WATER | DRINKING WATER
UST | RCRA | ✓ OTHER CCR

Site Location STATE: GA

Section D Required Client Information

Valid Matrix Codes

MATRIX	CODE
DRINKING WATER	DW
WATER	WT
WASTE WATER	WW
PRODUCT	P
SOIL/SOLID	SL
OIL	OL
WIPE	WP
AIR	AR
OTHER	OT
TISSUE	TS

SAMPLE ID (A-Z, 0-9 / ,-) Sample IDs MUST BE UNIQUE

Requested Analysis Filtered (Y/N)

ITEM #	SAMPLE ID	MATRIX CODE (see valid codes to left)	SAMPLE TYPE (G=GRAB C=COMP)	COLLECTED DATE	COLLECTED TIME	COMPOSITE DATE	COMPOSITE TIME	SAMPLE TEMP AT COLLECTION	# OF CONTAINERS	Unpreserved	H_2SO_4	HNO_3	HCl	NaOH	$Na_2S_2O_3$	Methanol	Other	Analysis Test Y/N	Chloride, Fluoride, Sulfate	Full App. III and IV metals	Major Ions (Profile 10839-2)	TDS	Residual Chlorine (Y/N)	Pace Project No./ Lab I.D.
										Preservatives									N	N	N	N		
1	HAM-PT-07	WG	G	12/27/2023	1002				5	3		2							X	X	X	X	N	001
2	HAM-PT-08	WG	G	12/27/2023	1135				5	3		2							X	X	X	X	N	002
3	HAM-PT-09	WG	G	12/27/2023	1141				5	3		2							X	X	X	X	N	003
4	HAM-PT-10	WG	G	12/27/2023	1432	ZW 12-28-23			5	3		2							X	X	X	X	N	004
5	HAM-AP1-EB-01	WQ	G	12/27/2023	1500			18	5	3		2							X	X	X	X	N	005
6	HAM-AP1-FB-01	WQ	G	12/27/2023	1230			18	5	3		2							X	X	X	X	N	006
7	HAM-AP1-FD-01	WG	G	12/27/2023	0000			18	5	3		2							X	X	X	X	N	007
8																								
9																								
10																								
11			ZW	12-28-23																				
12																								

ADDITIONAL COMMENTS	RELINQUISHED BY / AFFILIATION	DATE	TIME	ACCEPTED BY / AFFILIATION	DATE	TIME
Task Code: HAM-CCR-CA-20231227	Zain Webb / Geosyntec	12-28-23	0923	Ryan Williams / Pace	12/28/23	0923
	Ryan Williams / Pace	12/28/23	1345	[illegible]	12/28	1345

SAMPLE CONDITIONS: Temp in °C | Received on Ice (Y/N) | Custody Sealed Cooler (Y/N) | Samples Intact (Y/N)

SAMPLER NAME AND SIGNATURE

PRINT Name of SAMPLER: Zain Webb, Thomas Kessler / Geosyntec Consultants, Inc.

SIGNATURE of SAMPLER: Zain Webb — DATE Signed (MM/DD/YY): 12-28-2023

Important Note: By signing this form you are accepting Pace's NET 30 day payment terms and agreeing to late charges of 1.5% per month for any invoices not paid within 30 days.

FIELD SAMPLING REPORTS

Low-Flow Test Report:

Test Date / Time: 12/14/2023 11:06:44 AM
Project: Plant Hammond
Operator Name: Tristan Orndorff

Location Name: PT-07 **Well Diameter: 2 in** **Casing Type: PVC** **Screen Length: 10 ft** **Top of Screen: 37.75 ft** **Total Depth: 47.75 ft** **Initial Depth to Water: 27.75 ft**	**Pump Type: Bladder** **Tubing Type: Polyethylene** **Pump Intake From TOC: 42.75 ft** **Estimated Total Volume Pumped: 9.2 liter** **Flow Cell Volume: 90 ml** **Final Flow Rate: 200 ml/min** **Final Draw Down: 0.05 ft**	**Instrument Used: Aqua TROLL 400** **Serial Number: 883546**

Test Notes:
Five bottles: App. III & IV (No RADs) and Major Ions.
Fe = 2.5 mg/L

Weather Conditions:
50 deg F, Sunny.

Low-Flow Readings:

Date Time	Elapsed Time	pH	Temperature	Specific Conductivity	RDO Concentration	Turbidity	ORP	Depth to Water	Flow
		+/- 0.1	+/- 0.5	+/- 5 %	+/- 0.2	+/- 5	+/- 10	+/- 0.3	
12/14/2023 11:06 AM	00:00	7.13 pH	17.70 °C	839.10 µS/cm	0.47 mg/L	88.50 NTU	8.3 mV	27.75 ft	200.00 ml/min
12/14/2023 11:11 AM	05:00	7.14 pH	18.12 °C	856.20 µS/cm	0.46 mg/L	38.80 NTU	19.4 mV	27.80 ft	200.00 ml/min
12/14/2023 11:16 AM	10:00	7.14 pH	18.27 °C	852.99 µS/cm	0.33 mg/L	23.70 NTU	25.2 mV	27.80 ft	200.00 ml/min
12/14/2023 11:21 AM	15:00	7.15 pH	18.26 °C	853.47 µS/cm	0.25 mg/L	19.40 NTU	18.0 mV	27.80 ft	200.00 ml/min
12/14/2023 11:26 AM	20:00	7.16 pH	18.25 °C	855.49 µS/cm	0.18 mg/L	13.40 NTU	-2.1 mV	27.80 ft	200.00 ml/min
12/14/2023 11:31 AM	25:00	7.17 pH	18.28 °C	854.74 µS/cm	0.24 mg/L	8.76 NTU	-27.2 mV	27.80 ft	200.00 ml/min
12/14/2023 11:36 AM	30:00	7.16 pH	18.30 °C	854.73 µS/cm	0.15 mg/L	9.00 NTU	-29.1 mV	27.80 ft	200.00 ml/min
12/14/2023 11:41 AM	35:00	7.17 pH	18.33 °C	854.78 µS/cm	0.20 mg/L	4.63 NTU	34.4 mV	27.80 ft	200.00 ml/min

Samples

Sample ID:	Description:
HAM-PT-07	Grab.

Low-Flow Test Report:

Test Date / Time: 12/14/2023 9:48:34 AM
Project: Plant Hammond
Operator Name: Tristan Orndorff

Location Name: PT-08 **Well Diameter: 2 in** **Casing Type: PVC** **Screen Length: 10 ft** **Top of Screen: 31.93 ft** **Total Depth: 41.93 ft** **Initial Depth to Water: 26.43 ft**	**Pump Type: Bladder** **Tubing Type: Polyethylene** **Pump Intake From TOC: 36.93 ft** **Estimated Total Volume Pumped: 5.8 liter** **Flow Cell Volume: 90 ml** **Final Flow Rate: 200 ml/min** **Final Draw Down: 0.02 ft**	**Instrument Used: Aqua TROLL 400** **Serial Number: 883546**

Test Notes:
Prepurged 1.8 L.
Five bottles: App. III & IV (No RADs) and Major Ions.
Fe = 2.5 mg/L

Weather Conditions:
50 deg F, Sunny.

Low-Flow Readings:

Date Time	Elapsed Time	pH	Temperature	Specific Conductivity	RDO Concentration	Turbidity	ORP	Depth to Water	Flow
		+/- 0.1	+/- 0.5	+/- 5 %	+/- 0.2	+/- 5	+/- 10	+/- 0.3	
12/14/2023 9:48 AM	00:00	6.78 pH	17.65 °C	683.19 µS/cm	1.99 mg/L	12.00 NTU	61.1 mV	26.45 ft	200.00 ml/min
12/14/2023 9:53 AM	05:00	6.79 pH	17.73 °C	688.64 µS/cm	1.50 mg/L	6.84 NTU	58.7 mV	26.45 ft	200.00 ml/min
12/14/2023 9:58 AM	10:00	6.81 pH	17.78 °C	683.53 µS/cm	1.42 mg/L	4.85 NTU	58.7 mV	26.45 ft	200.00 ml/min
12/14/2023 10:03 AM	15:00	6.78 pH	17.76 °C	688.68 µS/cm	1.35 mg/L	4.43 NTU	59.7 mV	26.45 ft	200.00 ml/min

Samples

Sample ID:	Description:
HAM-PT-08	Grab.

Low-Flow Test Report:

Test Date / Time: 12/14/2023 12:18:12 PM
Project: Plant Hammond
Operator Name: Zain Webb

Location Name: PT-09 **Well Diameter: 2 in** **Casing Type: PVC** **Screen Length: 10 ft** **Top of Screen: 20.47 ft** **Total Depth: 30.47 ft** **Initial Depth to Water: 16.21 ft**	**Pump Type: Peristaltic** **Tubing Type: Polyethylene** **Pump Intake From TOC: 25.47 ft** **Estimated Total Volume Pumped: 5.25 liter** **Flow Cell Volume: 90 ml** **Final Flow Rate: 150 ml/min** **Final Draw Down: 0.02 ft**	**Instrument Used: Aqua TROLL 400** **Serial Number: 850767**

Test Notes:
Five bottles: App. III & IV (No RADs) and Major Ions.
Fe = 0.4 mg/L

Weather Conditions:
Clear, 40 degrees F.

Low-Flow Readings:

Date Time	Elapsed Time	pH	Temperature	Specific Conductivity	RDO Concentration	Turbidity	ORP	Depth to Water	Flow
		+/- 0.1	+/- 0.5	+/- 5 %	+/- 0.2	+/- 5	+/- 5	+/- 0.3	
12/14/2023 12:18 PM	00:00	10.58 pH	18.61 °C	257.96 µS/cm	5.86 mg/L	9.60 NTU	-64.9 mV	16.21 ft	150.00 ml/min
12/14/2023 12:23 PM	05:00	10.81 pH	18.21 °C	269.75 µS/cm	6.51 mg/L	5.52 NTU	-54.3 mV	16.22 ft	150.00 ml/min
12/14/2023 12:28 PM	10:00	10.85 pH	18.08 °C	279.86 µS/cm	6.91 mg/L	4.47 NTU	-52.9 mV	16.23 ft	150.00 ml/min
12/14/2023 12:33 PM	15:00	10.83 pH	18.07 °C	279.11 µS/cm	6.91 mg/L	4.01 NTU	-49.9 mV	16.23 ft	150.00 ml/min
12/14/2023 12:38 PM	20:00	10.81 pH	18.07 °C	278.56 µS/cm	6.91 mg/L	3.91 NTU	-49.1 mV	16.23 ft	150.00 ml/min
12/14/2023 12:43 PM	25:00	10.82 pH	18.03 °C	279.84 µS/cm	6.88 mg/L	2.58 NTU	-67.3 mV	16.23 ft	150.00 ml/min
12/14/2023 12:48 PM	30:00	10.81 pH	18.03 °C	282.14 µS/cm	6.91 mg/L	2.51 NTU	-65.7 mV	16.23 ft	150.00 ml/min

Samples

Sample ID:	Description:
HAM-PT-09	Grab.

Low-Flow Test Report:

Test Date / Time: 12/14/2023 9:35:29 AM
Project: Plant Hammond
Operator Name: Zain Webb

Location Name: PT-10 **Well Diameter: 2 in** **Casing Type: PVC** **Screen Length: 10 ft** **Top of Screen: 20.45 ft** **Total Depth: 30.45 ft** **Initial Depth to Water: 16.25 ft**	**Pump Type: Peristaltic** **Tubing Type: Polyethylene** **Pump Intake From TOC: 25.45 ft** **Estimated Total Volume Pumped: 11.25 liter** **Flow Cell Volume: 90 ml** **Final Flow Rate: 150 ml/min** **Final Draw Down: 0.01 ft**	**Instrument Used: Aqua TROLL 400** **Serial Number: 850767**

Test Notes:
Five bottles: App. III & IV (No RADs) and Major Ions.
Fe = 1.0 mg/L

Weather Conditions:
Clear, 40 degrees F.

Low-Flow Readings:

Date Time	Elapsed Time	pH	Temperature	Specific Conductivity	RDO Concentration	Turbidity	ORP	Depth to Water	Flow
		+/- 0.1	+/- 0.5	+/- 5 %	+/- 0.2	+/- 5	+/- 5	+/- 0.3	
12/14/2023 9:35 AM	00:00	7.12 pH	18.11 °C	727.80 µS/cm	0.16 mg/L	40.00 NTU	-64.2 mV	16.25 ft	150.00 ml/min
12/14/2023 9:40 AM	05:00	7.10 pH	18.08 °C	729.45 µS/cm	0.14 mg/L	35.40 NTU	-86.2 mV	16.25 ft	150.00 ml/min
12/14/2023 9:45 AM	10:00	7.10 pH	18.17 °C	726.02 µS/cm	0.14 mg/L	28.50 NTU	-70.1 mV	16.25 ft	150.00 ml/min
12/14/2023 9:50 AM	15:00	7.10 pH	18.35 °C	723.60 µS/cm	0.13 mg/L	24.90 NTU	-74.9 mV	16.25 ft	150.00 ml/min
12/14/2023 9:55 AM	20:00	7.09 pH	18.35 °C	723.27 µS/cm	0.12 mg/L	15.60 NTU	-78.4 mV	16.25 ft	150.00 ml/min
12/14/2023 10:00 AM	25:00	7.09 pH	18.33 °C	723.14 µS/cm	0.12 mg/L	13.00 NTU	-110.8 mV	16.25 ft	150.00 ml/min
12/14/2023 10:05 AM	30:00	7.08 pH	18.52 °C	721.89 µS/cm	0.11 mg/L	10.70 NTU	-87.8 mV	16.25 ft	150.00 ml/min
12/14/2023 10:10 AM	35:00	7.08 pH	18.43 °C	723.08 µS/cm	0.10 mg/L	9.83 NTU	-86.8 mV	16.25 ft	150.00 ml/min
12/14/2023 10:15 AM	40:00	7.09 pH	18.47 °C	723.11 µS/cm	0.10 mg/L	9.05 NTU	-90.6 mV	16.26 ft	150.00 ml/min
12/14/2023 10:20 AM	45:00	7.09 pH	18.75 °C	719.09 µS/cm	0.10 mg/L	8.40 NTU	-92.2 mV	16.26 ft	150.00 ml/min
12/14/2023 10:25 AM	50:00	7.10 pH	18.82 °C	718.58 µS/cm	0.10 mg/L	7.63 NTU	-92.0 mV	16.26 ft	150.00 ml/min
12/14/2023 10:30 AM	55:00	7.09 pH	18.97 °C	715.25 µS/cm	0.09 mg/L	7.00 NTU	-93.1 mV	16.26 ft	150.00 ml/min
12/14/2023 10:35 AM	01:00:00	7.10 pH	19.06 °C	715.16 µS/cm	0.09 mg/L	6.35 NTU	-128.5 mV	16.26 ft	150.00 ml/min

12/14/2023 10:40 AM	01:05:00	7.09 pH	19.10 °C	709.86 µS/cm	0.09 mg/L	5.54 NTU	-97.3 mV	16.26 ft	150.00 ml/min
12/14/2023 10:45 AM	01:10:00	7.09 pH	19.15 °C	711.29 µS/cm	0.09 mg/L	4.94 NTU	-129.5 mV	16.26 ft	150.00 ml/min

Samples

Sample ID:	Description:
HAM-PT-10	Grab.
HAM-AP1-FD-01	Grab.

Created using VuSitu from In-Situ, Inc.

Low-Flow Test Report:

Test Date / Time: 12/20/2023 9:46:31 AM
Project: Plant Hammond
Operator Name: Thomas Kessler

Location Name: PT-07 **Well Diameter: 2 in** **Casing Type: PVC** **Screen Length: 10 ft** **Top of Screen: 37.75 ft** **Total Depth: 47.75 ft** **Initial Depth to Water: 27.94 ft**	**Pump Type: Bladder** **Tubing Type: Polyethylene** **Pump Intake From TOC: 42.75 ft** **Estimated Total Volume Pumped: 16.7 liter** **Flow Cell Volume: 90 ml** **Final Flow Rate: 100 ml/min** **Final Draw Down: -0.14 ft**	**Instrument Used: Aqua TROLL 400** **Serial Number: 952637**

Test Notes:
Two bottles: Metals and Sulfate.
Fe > 10.0 mg/L

Weather Conditions:
Clear, 25 degrees F.

Low-Flow Readings:

Date Time	Elapsed Time	pH	Temperature	Specific Conductivity	RDO Concentration	Turbidity	ORP	Depth to Water	Flow
		+/- 0.1	+/- 0.5	+/- 5 %	+/- 0.2	+/- 10	+/- 10	+/- 5	
12/20/2023 9:46 AM	00:00	7.02 pH	17.45 °C	784.77 µS/cm	0.39 mg/L	792.00 NTU	-99.7 mV	27.80 ft	100.00 ml/min
12/20/2023 9:49 AM	03:15	7.04 pH	17.63 °C	784.77 µS/cm	0.51 mg/L	800.00 NTU	-99.6 mV	27.79 ft	100.00 ml/min
12/20/2023 10:01 AM	15:22	7.07 pH	18.07 °C	791.14 µS/cm	0.39 mg/L	600.00 NTU	-84.7 mV	27.75 ft	100.00 ml/min
12/20/2023 10:06 AM	20:22	7.08 pH	18.33 °C	791.18 µS/cm	0.34 mg/L	43.60 NTU	-91.7 mV	27.80 ft	100.00 ml/min
12/20/2023 10:11 AM	25:22	7.10 pH	18.42 °C	789.65 µS/cm	0.27 mg/L	40.10 NTU	-117.8 mV	27.80 ft	100.00 ml/min
12/20/2023 10:16 AM	30:22	7.10 pH	18.39 °C	794.03 µS/cm	0.45 mg/L	35.10 NTU	-119.9 mV	27.80 ft	100.00 ml/min
12/20/2023 10:21 AM	35:22	7.10 pH	18.39 °C	614.12 µS/cm	0.40 mg/L	23.80 NTU	-121.2 mV	27.80 ft	100.00 ml/min
12/20/2023 10:26 AM	40:22	7.11 pH	18.36 °C	800.04 µS/cm	0.29 mg/L	21.70 NTU	-123.2 mV	27.80 ft	100.00 ml/min
12/20/2023 10:31 AM	45:22	7.12 pH	18.25 °C	802.99 µS/cm	0.26 mg/L	15.10 NTU	-118.4 mV	27.80 ft	100.00 ml/min
12/20/2023 10:36 AM	50:22	7.11 pH	18.08 °C	806.46 µS/cm	0.28 mg/L	11.80 NTU	-115.4 mV	27.80 ft	100.00 ml/min
12/20/2023 10:41 AM	55:22	7.11 pH	18.25 °C	801.18 µS/cm	0.31 mg/L	11.00 NTU	-115.4 mV	27.80 ft	100.00 ml/min
12/20/2023 10:46 AM	01:00:22	7.12 pH	18.48 °C	805.30 µS/cm	0.30 mg/L	10.30 NTU	-117.4 mV	27.80 ft	100.00 ml/min
12/20/2023 10:51 AM	01:05:22	7.13 pH	18.35 °C	808.82 µS/cm	0.26 mg/L	9.71 NTU	-119.4 mV	27.80 ft	100.00 ml/min

12/20/2023 10:56 AM	01:10:22	7.13 pH	18.35 °C	808.49 µS/cm	0.28 mg/L	13.50 NTU	-119.8 mV	27.80 ft	100.00 ml/min
12/20/2023 11:01 AM	01:15:22	7.13 pH	18.49 °C	808.50 µS/cm	0.50 mg/L	10.50 NTU	-121.5 mV	27.80 ft	100.00 ml/min
12/20/2023 11:06 AM	01:20:22	7.13 pH	18.71 °C	808.57 µS/cm	0.70 mg/L	11.10 NTU	-122.0 mV	27.80 ft	100.00 ml/min
12/20/2023 11:11 AM	01:25:22	7.13 pH	18.65 °C	808.29 µS/cm	0.97 mg/L	10.90 NTU	-122.3 mV	27.80 ft	100.00 ml/min
12/20/2023 11:16 AM	01:30:22	7.12 pH	18.39 °C	785.31 µS/cm	0.22 mg/L	10.10 NTU	-122.7 mV	27.80 ft	100.00 ml/min
12/20/2023 11:21 AM	01:35:22	7.13 pH	18.28 °C	811.78 µS/cm	0.47 mg/L	8.19 NTU	-110.6 mV	27.80 ft	100.00 ml/min
12/20/2023 11:26 AM	01:40:22	7.13 pH	18.30 °C	812.08 µS/cm	0.43 mg/L	7.99 NTU	-110.4 mV	27.80 ft	100.00 ml/min
12/20/2023 11:31 AM	01:45:22	7.14 pH	18.19 °C	812.42 µS/cm	0.38 mg/L	12.20 NTU	-112.2 mV	27.80 ft	100.00 ml/min
12/20/2023 11:36 AM	01:50:22	7.13 pH	18.12 °C	810.78 µS/cm	0.32 mg/L	11.70 NTU	-111.1 mV	27.80 ft	100.00 ml/min
12/20/2023 11:41 AM	01:55:22	7.13 pH	17.97 °C	811.43 µS/cm	0.32 mg/L	8.14 NTU	-106.1 mV	27.80 ft	100.00 ml/min
12/20/2023 11:46 AM	02:00:22	7.13 pH	18.01 °C	813.65 µS/cm	0.29 mg/L	6.52 NTU	-109.1 mV	27.80 ft	100.00 ml/min
12/20/2023 11:51 AM	02:05:22	7.13 pH	18.13 °C	812.65 µS/cm	0.06 mg/L	6.17 NTU	-109.3 mV	27.80 ft	100.00 ml/min
12/20/2023 11:56 AM	02:10:22	7.13 pH	18.16 °C	811.62 µS/cm	0.05 mg/L	5.87 NTU	-103.3 mV	27.80 ft	100.00 ml/min
12/20/2023 12:01 PM	02:15:22	7.13 pH	18.22 °C	810.29 µS/cm	0.05 mg/L	5.43 NTU	-111.6 mV	27.80 ft	100.00 ml/min
12/20/2023 12:06 PM	02:20:22	7.13 pH	18.26 °C	811.98 µS/cm	0.05 mg/L	6.95 NTU	-107.0 mV	27.80 ft	100.00 ml/min
12/20/2023 12:11 PM	02:25:22	7.14 pH	18.11 °C	814.08 µS/cm	0.31 mg/L	6.43 NTU	-116.7 mV	27.80 ft	100.00 ml/min
12/20/2023 12:16 PM	02:30:22	7.14 pH	18.16 °C	815.41 µS/cm	0.81 mg/L	5.99 NTU	-126.8 mV	27.80 ft	100.00 ml/min
12/20/2023 12:21 PM	02:35:22	7.13 pH	18.20 °C	815.34 µS/cm	0.29 mg/L	5.33 NTU	-116.4 mV	27.80 ft	100.00 ml/min
12/20/2023 12:26 PM	02:40:22	7.13 pH	18.41 °C	814.91 µS/cm	0.70 mg/L	5.71 NTU	-117.9 mV	27.80 ft	100.00 ml/min
12/20/2023 12:31 PM	02:45:22	7.15 pH	18.43 °C	816.84 µS/cm	0.20 mg/L	5.41 NTU	-125.2 mV	27.80 ft	100.00 ml/min
12/20/2023 12:36 PM	02:50:22	7.15 pH	18.43 °C	817.64 µS/cm	0.13 mg/L	5.01 NTU	-124.1 mV	27.80 ft	100.00 ml/min
12/20/2023 12:41 PM	02:55:22	7.14 pH	18.39 °C	817.04 µS/cm	0.71 mg/L	6.57 NTU	-118.6 mV	27.80 ft	100.00 ml/min
12/20/2023 12:46 PM	03:00:22	7.13 pH	18.38 °C	815.16 µS/cm	0.53 mg/L	6.71 NTU	-113.8 mV	27.80 ft	100.00 ml/min
12/20/2023 12:51 PM	03:05:22	7.14 pH	18.44 °C	817.66 µS/cm	0.16 mg/L	3.38 NTU	-123.9 mV	27.80 ft	100.00 ml/min
12/20/2023 12:56 PM	03:10:22	7.13 pH	18.48 °C	816.47 µS/cm	0.49 mg/L	3.71 NTU	-130.8 mV	27.80 ft	100.00 ml/min
12/20/2023 1:01 PM	03:15:22	7.13 pH	18.39 °C	816.02 µS/cm	0.51 mg/L	2.95 NTU	-122.8 mV	27.80 ft	100.00 ml/min
12/20/2023 1:06 PM	03:20:22	7.13 pH	18.29 °C	817.25 µS/cm	0.43 mg/L	2.51 NTU	-120.5 mV	27.80 ft	100.00 ml/min

Samples

Sample ID:	Description:
HAM-PT-07	Grab.

Low-Flow Test Report:

Test Date / Time: 12/20/2023 1:49:56 PM
Project: Plant Hammond
Operator Name: Thomas Kessler

Location Name: PT-08 **Well Diameter: 2 in** **Casing Type: PVC** **Screen Length: 10 ft** **Top of Screen: 31.93 ft** **Total Depth: 41.93 ft** **Initial Depth to Water: 26.6 ft**	**Pump Type: Bladder** **Tubing Type: Polyethylene** **Pump Intake From TOC: 36.93 ft** **Estimated Total Volume Pumped: 4.0 liter** **Flow Cell Volume: 90 ml** **Final Flow Rate: 100 ml/min** **Final Draw Down: 0.12 ft**	**Instrument Used: Aqua TROLL 400** **Serial Number: 952637**

Test Notes:
Two bottles: Metals and Sulfate.
Fe = 5.0 mg/L

Weather Conditions:
Clear, 40 degrees F.

Low-Flow Readings:

Date Time	Elapsed Time	pH	Temperature	Specific Conductivity	RDO Concentration	Turbidity	ORP	Depth to Water	Flow
		+/- 0.1	+/- 0.5	+/- 5 %	+/- 0.2	+/- 10	+/- 10	+/- 5	
12/20/2023 1:49 PM	00:00	7.28 pH	17.60 °C	576.94 µS/cm	0.59 mg/L	23.50 NTU	-91.0 mV	26.72 ft	100.00 ml/min
12/20/2023 1:54 PM	05:00	6.96 pH	17.54 °C	605.67 µS/cm	0.41 mg/L	15.60 NTU	-73.2 mV	26.72 ft	100.00 ml/min
12/20/2023 1:59 PM	10:00	6.90 pH	17.56 °C	629.17 µS/cm	0.35 mg/L	13.20 NTU	-66.2 mV	26.72 ft	100.00 ml/min
12/20/2023 2:04 PM	15:00	6.87 pH	17.64 °C	629.51 µS/cm	0.30 mg/L	5.82 NTU	-68.3 mV	26.72 ft	100.00 ml/min
12/20/2023 2:09 PM	20:00	6.86 pH	17.76 °C	631.26 µS/cm	0.27 mg/L	5.00 NTU	-62.2 mV	26.72 ft	100.00 ml/min
12/20/2023 2:14 PM	25:00	6.85 pH	17.85 °C	631.93 µS/cm	0.24 mg/L	4.32 NTU	-63.3 mV	26.72 ft	100.00 ml/min
12/20/2023 2:19 PM	30:00	6.84 pH	17.84 °C	631.07 µS/cm	0.21 mg/L	3.51 NTU	-62.3 mV	26.72 ft	100.00 ml/min

Samples

Sample ID:	Description:
HAM-PT-08	Grab.

Low-Flow Test Report:

Test Date / Time: 12/20/2023 12:40:50 PM
Project: Plant Hammond
Operator Name: Anthony Szwast

Location Name: PT-09 **Well Diameter: 2 in** **Casing Type: PVC** **Screen Length: 10 ft** **Top of Screen: 20.47 ft** **Total Depth: 30.47 ft** **Initial Depth to Water: 16.4 ft**	**Pump Type: Peri** **Tubing Type: Polyethylene** **Pump Intake From TOC: 25.47 ft** **Estimated Total Volume Pumped: 20 liter** **Flow Cell Volume: 90 ml** **Final Flow Rate: 200 ml/min** **Final Draw Down: 0.01 ft**	**Instrument Used: Aqua TROLL 400** **Serial Number: 883530**

Test Notes:
Two bottles: Metals and Sulfate.
Fe = 0.5 mg/L

Weather Conditions:
Sunny, 44 degrees F.

Low-Flow Readings:

Date Time	Elapsed Time	pH	Temperature	Specific Conductivity	RDO Concentration	Turbidity	ORP	Depth to Water	Flow
		+/- 0.1	+/- 0.5	+/- 5 %	+/- 0.2	+/- 5	+/- 10	+/- 0.3	
12/20/2023 12:40 PM	00:00	9.78 pH	16.61 °C	280.70 µS/cm	0.90 mg/L	103.00 NTU	-104.7 mV	16.42 ft	100.00 ml/min
12/20/2023 12:45 PM	05:00	9.74 pH	16.97 °C	328.94 µS/cm	0.83 mg/L	130.00 NTU	84.0 mV	16.42 ft	100.00 ml/min
12/20/2023 12:50 PM	10:00	9.71 pH	17.15 °C	383.21 µS/cm	0.82 mg/L	144.00 NTU	121.1 mV	16.42 ft	100.00 ml/min
12/20/2023 12:55 PM	15:00	9.71 pH	17.38 °C	365.52 µS/cm	0.80 mg/L	156.00 NTU	136.4 mV	16.42 ft	200.00 ml/min
12/20/2023 1:00 PM	20:00	9.67 pH	17.59 °C	364.47 µS/cm	0.94 mg/L	145.00 NTU	149.7 mV	16.42 ft	200.00 ml/min
12/20/2023 1:05 PM	25:00	9.68 pH	17.55 °C	386.26 µS/cm	1.05 mg/L	123.00 NTU	161.9 mV	16.42 ft	200.00 ml/min
12/20/2023 1:10 PM	30:00	9.67 pH	17.41 °C	374.94 µS/cm	1.12 mg/L	98.20 NTU	167.8 mV	16.42 ft	200.00 ml/min
12/20/2023 1:15 PM	35:00	9.65 pH	17.42 °C	376.91 µS/cm	1.15 mg/L	82.60 NTU	171.9 mV	16.42 ft	200.00 ml/min
12/20/2023 1:20 PM	40:00	9.66 pH	17.50 °C	379.36 µS/cm	1.28 mg/L	72.90 NTU	170.2 mV	16.42 ft	200.00 ml/min
12/20/2023 1:25 PM	45:00	9.64 pH	17.52 °C	387.70 µS/cm	1.17 mg/L	63.40 NTU	172.4 mV	16.42 ft	200.00 ml/min
12/20/2023 1:30 PM	50:00	9.66 pH	17.58 °C	378.32 µS/cm	1.14 mg/L	53.20 NTU	175.7 mV	16.42 ft	200.00 ml/min
12/20/2023 1:35 PM	55:00	9.63 pH	17.37 °C	380.28 µS/cm	1.22 mg/L	35.10 NTU	176.8 mV	16.42 ft	200.00 ml/min
12/20/2023 1:40 PM	01:00:00	9.62 pH	17.46 °C	383.72 µS/cm	1.25 mg/L	29.70 NTU	174.9 mV	16.42 ft	200.00 ml/min

12/20/2023 1:45 PM	01:05:00	9.62 pH	17.51 °C	383.41 µS/cm	1.17 mg/L	24.40 NTU	173.6 mV	16.42 ft	200.00 ml/min
12/20/2023 1:50 PM	01:10:00	9.60 pH	17.57 °C	383.14 µS/cm	1.13 mg/L	20.20 NTU	174.8 mV	16.41 ft	200.00 ml/min
12/20/2023 1:55 PM	01:15:00	9.59 pH	17.32 °C	386.66 µS/cm	1.09 mg/L	17.60 NTU	175.2 mV	16.41 ft	200.00 ml/min
12/20/2023 2:00 PM	01:20:00	9.59 pH	17.39 °C	395.31 µS/cm	1.72 mg/L	14.90 NTU	169.5 mV	16.41 ft	200.00 ml/min
12/20/2023 2:05 PM	01:25:00	9.57 pH	17.49 °C	397.00 µS/cm	1.01 mg/L	12.10 NTU	167.6 mV	16.41 ft	200.00 ml/min
12/20/2023 2:10 PM	01:30:00	9.57 pH	17.64 °C	400.84 µS/cm	1.04 mg/L	10.76 NTU	164.8 mV	16.41 ft	200.00 ml/min
12/20/2023 2:15 PM	01:35:00	9.56 pH	17.73 °C	400.00 µS/cm	1.02 mg/L	9.54 NTU	162.8 mV	16.41 ft	200.00 ml/min
12/20/2023 2:20 PM	01:40:00	9.56 pH	17.69 °C	402.91 µS/cm	0.98 mg/L	7.35 NTU	169.9 mV	16.41 ft	200.00 ml/min
12/20/2023 2:25 PM	01:45:00	9.55 pH	17.65 °C	403.87 µS/cm	0.94 mg/L	4.95 NTU	169.2 mV	16.41 ft	200.00 ml/min

Samples

Sample ID:	Description:
HAM-PT-09	Grab.
HAM-AP1-FD-01	Grab.

Low-Flow Test Report:

Test Date / Time: 12/20/2023 10:08:06 AM
Project: Plant Hammond
Operator Name: Anthony Szwast

Location Name: PT-10 **Well Diameter: 2 in** **Casing Type: PVC** **Screen Length: 10 ft** **Top of Screen: 20.45 ft** **Total Depth: 30.45 ft** **Initial Depth to Water: 16.51 ft**	**Pump Type: Peri** **Tubing Type: Polyethylene** **Pump Intake From TOC: 25.45 ft** **Estimated Total Volume Pumped: 12 liter** **Flow Cell Volume: 90 ml** **Final Flow Rate: 100 ml/min** **Final Draw Down: 0 ft**	**Instrument Used: Aqua TROLL 400** **Serial Number: 883530**

Test Notes:
Two bottles: Metals and Sulfate.
Fe = 0.8 mg/L

Weather Conditions:
Sunny, 36 degrees F.

Low-Flow Readings:

Date Time	Elapsed Time	pH	Temperature	Specific Conductivity	RDO Concentration	Turbidity	ORP	Depth to Water	Flow
		+/- 0.1	+/- 0.5	+/- 5 %	+/- 0.2	+/- 5	+/- 10	+/- 0.3	
12/20/2023 10:08 AM	00:00	6.63 pH	15.81 °C	718.77 µS/cm	0.30 mg/L	65.40 NTU	-19.9 mV	16.52 ft	100.00 ml/min
12/20/2023 10:13 AM	05:00	6.63 pH	15.19 °C	728.51 µS/cm	0.30 mg/L	64.90 NTU	7.9 mV	16.52 ft	100.00 ml/min
12/20/2023 10:18 AM	10:00	6.62 pH	15.23 °C	732.48 µS/cm	0.27 mg/L	61.60 NTU	5.6 mV	16.52 ft	100.00 ml/min
12/20/2023 10:23 AM	15:00	6.62 pH	15.94 °C	725.34 µS/cm	0.22 mg/L	59.50 NTU	10.2 mV	16.52 ft	100.00 ml/min
12/20/2023 10:28 AM	20:00	6.62 pH	16.11 °C	722.24 µS/cm	0.20 mg/L	47.50 NTU	10.2 mV	16.52 ft	100.00 ml/min
12/20/2023 10:33 AM	25:00	6.63 pH	16.20 °C	719.61 µS/cm	0.18 mg/L	43.50 NTU	7.8 mV	16.51 ft	100.00 ml/min
12/20/2023 10:38 AM	30:00	6.63 pH	16.14 °C	721.17 µS/cm	0.19 mg/L	45.60 NTU	6.7 mV	16.51 ft	100.00 ml/min
12/20/2023 10:43 AM	35:00	6.63 pH	15.98 °C	724.06 µS/cm	0.22 mg/L	28.20 NTU	5.9 mV	16.51 ft	100.00 ml/min
12/20/2023 10:48 AM	40:00	6.63 pH	16.43 °C	714.93 µS/cm	0.30 mg/L	26.50 NTU	6.0 mV	16.51 ft	100.00 ml/min
12/20/2023 10:53 AM	45:00	6.62 pH	16.39 °C	717.96 µS/cm	0.29 mg/L	23.60 NTU	10.3 mV	16.51 ft	100.00 ml/min
12/20/2023 10:58 AM	50:00	6.64 pH	16.48 °C	708.72 µS/cm	0.25 mg/L	19.10 NTU	10.1 mV	16.50 ft	100.00 ml/min
12/20/2023 11:03 AM	55:00	6.65 pH	16.56 °C	712.96 µS/cm	0.23 mg/L	16.10 NTU	9.0 mV	16.51 ft	100.00 ml/min
12/20/2023 11:08 AM	01:00:00	6.62 pH	17.10 °C	711.24 µS/cm	0.17 mg/L	14.50 NTU	11.2 mV	16.51 ft	100.00 ml/min

12/20/2023 11:13 AM	01:05:00	6.63 pH	17.02 °C	707.02 µS/cm	0.21 mg/L	13.50 NTU	11.0 mV	16.51 ft	100.00 ml/min
12/20/2023 11:18 AM	01:10:00	6.64 pH	16.73 °C	706.51 µS/cm	0.19 mg/L	12.92 NTU	7.1 mV	16.51 ft	100.00 ml/min
12/20/2023 11:23 AM	01:15:00	6.64 pH	16.88 °C	709.60 µS/cm	0.18 mg/L	11.21 NTU	-0.2 mV	16.51 ft	100.00 ml/min
12/20/2023 11:28 AM	01:20:00	6.65 pH	16.74 °C	706.43 µS/cm	0.18 mg/L	8.82 NTU	-1.9 mV	16.51 ft	100.00 ml/min
12/20/2023 11:33 AM	01:25:00	6.65 pH	16.61 °C	709.47 µS/cm	0.19 mg/L	7.52 NTU	-5.3 mV	16.51 ft	100.00 ml/min
12/20/2023 11:38 AM	01:30:00	6.63 pH	16.68 °C	714.99 µS/cm	0.19 mg/L	9.13 NTU	-7.8 mV	16.51 ft	100.00 ml/min
12/20/2023 11:43 AM	01:35:00	6.65 pH	16.88 °C	706.30 µS/cm	0.19 mg/L	6.33 NTU	-8.5 mV	16.51 ft	100.00 ml/min
12/20/2023 11:48 AM	01:40:00	6.65 pH	16.52 °C	706.86 µS/cm	0.21 mg/L	6.02 NTU	-8.7 mV	16.51 ft	100.00 ml/min
12/20/2023 11:53 AM	01:45:00	6.65 pH	16.15 °C	704.32 µS/cm	0.21 mg/L	5.50 NTU	-7.0 mV	16.51 ft	100.00 ml/min
12/20/2023 11:58 AM	01:50:00	6.66 pH	16.12 °C	708.31 µS/cm	0.22 mg/L	4.81 NTU	-10.3 mV	16.51 ft	100.00 ml/min

Samples

Sample ID:	Description:
HAM-PT-10	Grab.

Low-Flow Test Report:

Test Date / Time: 12/27/2023 9:27:38 AM
Project: GP-Plant Hammond
Operator Name: Thomas Kessler

Location Name: PT-07 **Well Diameter: 2 in** **Casing Type: PVC** **Screen Length: 10 ft** **Top of Screen: 38.00 ft** **Total Depth: 48.00 ft** **Initial Depth to Water: 27.50 ft**	**Pump Type: Bladder** **Tubing Type: Polyethylene** **Pump Intake From TOC: 43.00 ft** **Estimated Total Volume Pumped: 4.0 liter** **Flow Cell Volume: 90 ml** **Final Flow Rate: 100 ml/min** **Final Draw Down: 0.02 ft**	**Instrument Used: Aqua TROLL 400** **Serial Number: 883546**

Test Notes:
Five bottles: App. III & IV (No RADs) and Major Ions.
Fe > 10.0 mg/L

Weather Conditions:
Foggy, 45 degrees F.

Low-Flow Readings:

Date Time	Elapsed Time	pH	Temperature	Specific Conductivity	RDO Concentration	Turbidity	ORP	Depth to Water	Flow
		+/- 0.1	+/- 0.5	+/- 5 %	+/- 0.2	+/- 5	+/- 10	+/- 0.3	
12/27/2023 9:27 AM	00:00	7.17 pH	17.17 °C	798.47 µS/cm	0.47 mg/L	21.10 NTU	55.1 mV	25.52 ft	100.00 ml/min
12/27/2023 9:32 AM	05:00	7.17 pH	17.16 °C	800.90 µS/cm	0.40 mg/L	19.20 NTU	55.3 mV	25.52 ft	100.00 ml/min
12/27/2023 9:37 AM	10:00	7.18 pH	17.07 °C	802.53 µS/cm	0.34 mg/L	5.99 NTU	55.6 mV	25.52 ft	100.00 ml/min
12/27/2023 9:42 AM	15:00	7.19 pH	17.01 °C	802.95 µS/cm	0.32 mg/L	4.81 NTU	54.3 mV	25.52 ft	100.00 ml/min
12/27/2023 9:47 AM	20:00	7.20 pH	17.01 °C	804.68 µS/cm	0.29 mg/L	4.27 NTU	49.3 mV	25.52 ft	100.00 ml/min
12/27/2023 9:52 AM	25:00	7.20 pH	16.93 °C	805.41 µS/cm	0.27 mg/L	4.11 NTU	44.3 mV	25.52 ft	100.00 ml/min
12/27/2023 9:57 AM	30:00	7.21 pH	17.01 °C	804.84 µS/cm	0.25 mg/L	1.82 NTU	52.9 mV	25.52 ft	100.00 ml/min

Samples

Sample ID:	Description:
HAM-PT-07	Grab.

Low-Flow Test Report:

Test Date / Time: 12/27/2023 10:54:48 AM
Project: GP-Plant Hammond
Operator Name: Thomas Kessler

Location Name: PT-08 **Well Diameter: 2 in** **Casing Type: PVC** **Screen Length: 10 ft** **Top of Screen: 31.90 ft** **Total Depth: 41.90 ft** **Initial Depth to Water: 26.20 ft**	**Pump Type: Bladder** **Tubing Type: Polyethylene** **Pump Intake From TOC: 36.90 ft** **Estimated Total Volume Pumped: 4.5 liter** **Flow Cell Volume: 90 ml** **Final Flow Rate: 100 ml/min** **Final Draw Down: 0 ft**	**Instrument Used: Aqua TROLL 400** **Serial Number: 883546**

Test Notes:
Five bottles: App. III & IV (No RADs) and Major Ions.
Fe = 5.4 mg/L

Weather Conditions:
Clear, 46 degrees F.

Low-Flow Readings:

Date Time	Elapsed Time	pH	Temperature	Specific Conductivity	RDO Concentration	Turbidity	ORP	Depth to Water	Flow
		+/- 0.1	+/- 0.5	+/- 5 %	+/- 0.2	+/- 5	+/- 10	+/- 0.3	
12/27/2023 10:54 AM	00:00	6.85 pH	16.42 °C	569.57 µS/cm	1.42 mg/L	17.00 NTU	80.2 mV	26.20 ft	100.00 ml/min
12/27/2023 10:59 AM	05:00	6.87 pH	16.77 °C	587.99 µS/cm	1.18 mg/L	14.30 NTU	77.5 mV	26.20 ft	100.00 ml/min
12/27/2023 11:04 AM	10:00	6.88 pH	17.07 °C	602.63 µS/cm	1.16 mg/L	6.57 NTU	71.8 mV	26.20 ft	100.00 ml/min
12/27/2023 11:09 AM	15:00	6.89 pH	17.34 °C	601.53 µS/cm	1.40 mg/L	4.99 NTU	73.4 mV	26.20 ft	100.00 ml/min
12/27/2023 11:14 AM	20:00	6.88 pH	17.29 °C	609.29 µS/cm	1.09 mg/L	1.47 NTU	77.0 mV	26.20 ft	100.00 ml/min
12/27/2023 11:19 AM	25:00	6.86 pH	17.47 °C	605.57 µS/cm	0.59 mg/L	1.31 NTU	74.9 mV	26.20 ft	100.00 ml/min
12/27/2023 11:24 AM	30:00	6.87 pH	17.47 °C	606.83 µS/cm	0.65 mg/L	1.52 NTU	68.7 mV	26.20 ft	100.00 ml/min
12/27/2023 11:29 AM	35:00	6.87 pH	17.61 °C	606.55 µS/cm	0.59 mg/L	0.56 NTU	77.7 mV	26.20 ft	100.00 ml/min

Samples

Sample ID:	Description:
HAM-PT-08	Grab.

Low-Flow Test Report:

Test Date / Time: 12/27/2023 9:15:53 AM
Project: GP-Plant Hammond
Operator Name: Zain Webb

Location Name: PT-09 **Well Diameter: 2 in** **Casing Type: PVC** **Screen Length: 10 ft** **Top of Screen: 20.47 ft** **Total Depth: 30.47 ft** **Initial Depth to Water: 15.01 ft**	**Pump Type: Peristaltic** **Tubing Type: Polyethylene** **Pump Intake From TOC: 25.47 ft** **Estimated Total Volume Pumped: 21.75 liter** **Flow Cell Volume: 90 ml** **Final Flow Rate: 150 ml/min** **Final Draw Down: 0.02 ft**	**Instrument Used: Aqua TROLL 400** **Serial Number: 989619**

Test Notes:
Five bottles: App. III & IV (No RADs) and Major Ions.
Fe = 0.0 mg/L

Weather Conditions:
Fog, 40 degrees F.

Low-Flow Readings:

Date Time	Elapsed Time	pH	Temperature	Specific Conductivity	RDO Concentration	Turbidity	ORP	Depth to Water	Flow
		+/- 0.1	+/- 0.5	+/- 5 %	+/- 0.2	+/- 5	+/- 10	+/- 0.3	
12/27/2023 9:15 AM	00:00	9.64 pH	17.39 °C	268.68 µS/cm	4.66 mg/L	104.20 NTU	59.7 mV	15.01 ft	150.00 ml/min
12/27/2023 9:20 AM	05:00	9.33 pH	17.36 °C	365.14 µS/cm	4.91 mg/L	93.80 NTU	15.0 mV	15.03 ft	150.00 ml/min
12/27/2023 9:25 AM	10:00	9.71 pH	17.35 °C	390.13 µS/cm	3.47 mg/L	84.30 NTU	-2.8 mV	15.03 ft	150.00 ml/min
12/27/2023 9:30 AM	15:00	9.78 pH	17.29 °C	416.98 µS/cm	2.45 mg/L	80.70 NTU	-5.9 mV	15.03 ft	150.00 ml/min
12/27/2023 9:35 AM	20:00	9.71 pH	17.33 °C	415.64 µS/cm	1.63 mg/L	76.50 NTU	-4.9 mV	15.03 ft	150.00 ml/min
12/27/2023 9:40 AM	25:00	9.62 pH	17.29 °C	460.71 µS/cm	2.35 mg/L	72.90 NTU	-4.2 mV	15.03 ft	150.00 ml/min
12/27/2023 9:45 AM	30:00	9.50 pH	17.35 °C	494.70 µS/cm	1.50 mg/L	70.10 NTU	-1.4 mV	15.03 ft	150.00 ml/min
12/27/2023 9:50 AM	35:00	9.45 pH	17.44 °C	489.82 µS/cm	1.71 mg/L	64.80 NTU	-0.4 mV	15.03 ft	150.00 ml/min
12/27/2023 9:55 AM	40:00	9.41 pH	17.35 °C	478.70 µS/cm	1.39 mg/L	63.90 NTU	0.4 mV	15.03 ft	150.00 ml/min
12/27/2023 10:00 AM	45:00	9.38 pH	17.52 °C	489.09 µS/cm	1.27 mg/L	58.10 NTU	-0.1 mV	15.03 ft	150.00 ml/min
12/27/2023 10:05 AM	50:00	9.37 pH	17.49 °C	485.12 µS/cm	1.63 mg/L	55.40 NTU	-0.3 mV	15.03 ft	150.00 ml/min
12/27/2023 10:10 AM	55:00	9.35 pH	17.50 °C	491.87 µS/cm	1.47 mg/L	49.30 NTU	0.2 mV	15.03 ft	150.00 ml/min
12/27/2023 10:15 AM	01:00:00	9.31 pH	17.56 °C	425.07 µS/cm	2.05 mg/L	42.70 NTU	0.5 mV	15.03 ft	150.00 ml/min

12/27/2023 10:20 AM	01:05:00	9.29 pH	17.44 °C	457.97 µS/cm	1.26 mg/L	35.20 NTU	-0.4 mV	15.03 ft	150.00 ml/min
12/27/2023 10:25 AM	01:10:00	9.28 pH	17.70 °C	504.05 µS/cm	1.76 mg/L	30.00 NTU	-1.0 mV	15.03 ft	150.00 ml/min
12/27/2023 10:30 AM	01:15:00	9.26 pH	18.16 °C	497.23 µS/cm	1.40 mg/L	26.10 NTU	-1.6 mV	15.03 ft	150.00 ml/min
12/27/2023 10:35 AM	01:20:00	9.25 pH	18.16 °C	496.51 µS/cm	1.52 mg/L	25.80 NTU	-6.3 mV	15.03 ft	150.00 ml/min
12/27/2023 10:40 AM	01:25:00	9.22 pH	18.20 °C	499.58 µS/cm	1.69 mg/L	22.80 NTU	-2.6 mV	15.03 ft	150.00 ml/min
12/27/2023 10:45 AM	01:30:00	9.22 pH	18.33 °C	515.84 µS/cm	1.55 mg/L	20.50 NTU	-2.3 mV	15.03 ft	150.00 ml/min
12/27/2023 10:50 AM	01:35:00	9.21 pH	18.33 °C	519.01 µS/cm	1.27 mg/L	18.30 NTU	-2.9 mV	15.03 ft	150.00 ml/min
12/27/2023 10:55 AM	01:40:00	9.19 pH	18.44 °C	511.89 µS/cm	1.91 mg/L	15.00 NTU	-3.0 mV	15.03 ft	150.00 ml/min
12/27/2023 11:00 AM	01:45:00	9.18 pH	18.55 °C	510.29 µS/cm	1.38 mg/L	13.70 NTU	-10.9 mV	15.03 ft	150.00 ml/min
12/27/2023 11:05 AM	01:50:00	9.17 pH	18.50 °C	485.68 µS/cm	1.65 mg/L	11.20 NTU	-4.1 mV	15.03 ft	150.00 ml/min
12/27/2023 11:10 AM	01:55:00	9.16 pH	18.51 °C	516.50 µS/cm	1.61 mg/L	10.00 NTU	-4.8 mV	15.03 ft	150.00 ml/min
12/27/2023 11:15 AM	02:00:00	9.16 pH	18.42 °C	514.65 µS/cm	1.67 mg/L	9.52 NTU	-4.6 mV	15.03 ft	150.00 ml/min
12/27/2023 11:20 AM	02:05:00	9.15 pH	18.53 °C	503.17 µS/cm	1.73 mg/L	8.03 NTU	-4.7 mV	15.03 ft	150.00 ml/min
12/27/2023 11:25 AM	02:10:00	9.15 pH	18.64 °C	535.93 µS/cm	1.43 mg/L	6.74 NTU	-6.0 mV	15.03 ft	150.00 ml/min
12/27/2023 11:30 AM	02:15:00	9.14 pH	18.63 °C	539.76 µS/cm	1.48 mg/L	5.49 NTU	-6.6 mV	15.03 ft	150.00 ml/min
12/27/2023 11:35 AM	02:20:00	9.14 pH	18.78 °C	533.31 µS/cm	1.51 mg/L	4.97 NTU	-6.9 mV	15.03 ft	150.00 ml/min

Samples

Sample ID:	Description:
HAM-PT-09	Grab.
HAM-AP1-FD-01	Grab.

Low-Flow Test Report:

Test Date / Time: 12/27/2023 12:42:41 PM
Project: GP-Plant Hammond
Operator Name: Zain Webb

Location Name: PT-10 **Well Diameter: 2 in** **Casing Type: PVC** **Screen Length: 10 ft** **Top of Screen: 20.45 ft** **Total Depth: 30.45 ft** **Initial Depth to Water: 15.13 ft**	**Pump Type: Peristaltic** **Tubing Type: Polyethylene** **Pump Intake From TOC: 25.45 ft** **Estimated Total Volume Pumped: 15.75 liter** **Flow Cell Volume: 90 ml** **Final Flow Rate: 150 ml/min** **Final Draw Down: 0.04 ft**	**Instrument Used: Aqua TROLL 400** **Serial Number: 989619**

Test Notes:
Five bottles: App. III & IV (No RADs) and Major Ions.

Weather Conditions:
Clear, 50 degrees F.

Low-Flow Readings:

Date Time	Elapsed Time	pH	Temperature	Specific Conductivity	RDO Concentration	Turbidity	ORP	Depth to Water	Flow
		+/- 0.1	+/- 0.5	+/- 5 %	+/- 0.2	+/- 5	+/- 10	+/- 0.3	
12/27/2023 12:42 PM	00:00	7.30 pH	19.96 °C	692.41 µS/cm	0.83 mg/L	67.70 NTU	-71.2 mV	15.13 ft	150.00 ml/min
12/27/2023 12:47 PM	05:00	7.04 pH	18.95 °C	706.15 µS/cm	0.85 mg/L	82.70 NTU	-92.6 mV	15.14 ft	150.00 ml/min
12/27/2023 12:52 PM	10:00	7.00 pH	18.81 °C	613.08 µS/cm	0.82 mg/L	86.10 NTU	-92.3 mV	15.17 ft	150.00 ml/min
12/27/2023 12:57 PM	15:00	6.99 pH	18.82 °C	568.12 µS/cm	0.85 mg/L	73.80 NTU	-90.9 mV	15.17 ft	150.00 ml/min
12/27/2023 1:02 PM	20:00	6.99 pH	18.66 °C	596.72 µS/cm	0.77 mg/L	48.10 NTU	-87.9 mV	15.17 ft	150.00 ml/min
12/27/2023 1:07 PM	25:00	6.98 pH	18.59 °C	605.93 µS/cm	0.85 mg/L	35.30 NTU	-85.4 mV	15.17 ft	150.00 ml/min
12/27/2023 1:12 PM	30:00	6.98 pH	18.51 °C	647.67 µS/cm	0.88 mg/L	29.10 NTU	-83.5 mV	15.17 ft	150.00 ml/min
12/27/2023 1:17 PM	35:00	6.98 pH	18.60 °C	643.69 µS/cm	0.87 mg/L	24.60 NTU	-81.7 mV	15.17 ft	150.00 ml/min
12/27/2023 1:22 PM	40:00	6.98 pH	18.58 °C	615.18 µS/cm	0.78 mg/L	19.10 NTU	-81.0 mV	15.17 ft	150.00 ml/min
12/27/2023 1:27 PM	45:00	6.98 pH	18.43 °C	614.96 µS/cm	0.77 mg/L	16.00 NTU	-81.0 mV	15.17 ft	150.00 ml/min
12/27/2023 1:32 PM	50:00	6.98 pH	18.45 °C	650.08 µS/cm	0.86 mg/L	13.40 NTU	-80.6 mV	15.17 ft	150.00 ml/min
12/27/2023 1:37 PM	55:00	6.98 pH	18.66 °C	637.81 µS/cm	0.77 mg/L	12.00 NTU	-79.8 mV	15.17 ft	150.00 ml/min
12/27/2023 1:42 PM	01:00:00	6.98 pH	18.62 °C	625.76 µS/cm	0.81 mg/L	11.10 NTU	-81.1 mV	15.17 ft	150.00 ml/min

12/27/2023 1:47 PM	01:05:00	6.98 pH	18.64 °C	632.93 µS/cm	0.77 mg/L	13.10 NTU	-78.3 mV	15.17 ft	150.00 ml/min
12/27/2023 1:52 PM	01:10:00	6.98 pH	18.42 °C	639.72 µS/cm	0.81 mg/L	10.80 NTU	-78.8 mV	15.17 ft	150.00 ml/min
12/27/2023 1:57 PM	01:15:00	6.98 pH	18.50 °C	648.34 µS/cm	0.79 mg/L	9.29 NTU	-91.4 mV	15.17 ft	150.00 ml/min
12/27/2023 2:02 PM	01:20:00	6.97 pH	18.53 °C	636.83 µS/cm	0.79 mg/L	7.89 NTU	-82.3 mV	15.17 ft	150.00 ml/min
12/27/2023 2:07 PM	01:25:00	6.98 pH	18.58 °C	638.07 µS/cm	0.79 mg/L	7.31 NTU	-79.6 mV	15.17 ft	150.00 ml/min
12/27/2023 2:12 PM	01:30:00	6.98 pH	18.60 °C	610.39 µS/cm	0.85 mg/L	6.18 NTU	-78.7 mV	15.17 ft	150.00 ml/min
12/27/2023 2:17 PM	01:35:00	6.98 pH	18.82 °C	646.93 µS/cm	0.84 mg/L	5.45 NTU	-79.9 mV	15.17 ft	150.00 ml/min
12/27/2023 2:22 PM	01:40:00	6.99 pH	18.69 °C	636.09 µS/cm	0.77 mg/L	5.15 NTU	-78.6 mV	15.17 ft	150.00 ml/min
12/27/2023 2:27 PM	01:45:00	6.99 pH	18.65 °C	627.32 µS/cm	0.85 mg/L	4.74 NTU	-79.6 mV	15.17 ft	150.00 ml/min

Samples

Sample ID:	Description:
HAM-PT-10	Grab.

CALIBRATION REPORTS

Site Name: Plant Hammond

Calibrated By: A. Szumski

Field Instrumentation Calibration Form

Date: 12-8-2023

Field Conditions: Clear, 30°F

Instrument	Manufactuer/ Model	Serial Number
Water Quality Meter	In-Situ Aquaroll	966165
Turbidity Meter		

Calibration Standard Information				
Parameter	Standard	Lot #	Date of Expiration	Brand
Specific Conductance (µS/cm)	4,490	24000044	05/2024	AIR
pH (SU)	4.00	24000044	05/2024	AIR
pH (SU)	7.00	22294139	04/2024	AIR
pH (SU)	10.00	22110110	04/2024	AIR
D.O. (%)	N/A	—	—	—
ORP (mV)	228.0	24007258	06/2024	AIR

Calibration					
Time Start 725		Time Finish 740			
Parameter	Standard	Calibration Value	Calibration Solution Temperature (°C)	Acceptance Criteria	Reference
Specific Conductance (µS/cm)	4,490	4435.1	7.03	± 10% of standard	EPA 2023
pH (SU)	4.00	4.50	7.32	± 0.1	GWMP
pH (SU)	7.00	7.02	7.55	± 0.1	GWMP
pH (SU)	10.00	10.08	7.74	± 0.1	GWMP
D.O. (%)	N/A	98.00	6.24	± 10%	NA
ORP (mV)	228.0	225.0	7.60	± 10	EPA 2023

	Standard	Calibration Value	Acceptance Criteria	Reference
Turbidity (NTU)	0.0	0.0	± 10% of standard	EPA 2023
	1.0	0.92		
	10.0	10.01		
	—	—		

Calibration Check					
Time Start		Time Finish			
Parameter	Standard	Calibration Value	Calibration Solution Temperature (°C)	Acceptance Criteria	Reference
Specific Conductance (µS/cm)	4,490			± 10% of standard	EPA 2023
pH (SU)	4.00			± 0.1	GWMP
pH (SU)	7.00			± 0.1	GWMP
pH (SU)	10.00			± 0.1	GWMP

	Standard	Calibration Value	Acceptance Criteria	Reference
Turbidity (NTU)			± 10% of standard	EPA 2023

Notes:

Site Name: Hammond

Calibrated By: Tristan D

Field Instrumentation Calibration Form

Date: 12/14/23

Field Conditions: 34-59°F sunny

Instrument	Manufactuer/ Model	Serial Number
Water Quality Meter	aquatrolL	883546
Turbidity Meter	Hach 2100Q	22090D000337

Calibration Standard Information

Parameter	Standard	Lot #	Date of Expiration	Brand
Specific Conductance (µS/cm)	4,490	24000044	05/24	Autocal Sol (AIR)
pH (SU)	4.00	24000044	05/24	Autocal Sol (AIR)
pH (SU)	7.00	22290139	04/24	AIR
pH (SU)	10.00	22110130	04/24	AIR
D.O. (%)	N/A			
ORP (mV)	228.0	24002278	06/24	AIR

Calibration

Time Start 0710 Time Finish 0755

Parameter	Standard	Calibration Value	Calibration Solution Temperature (°C)	Acceptance Criteria	Reference
Specific Conductance (µS/cm)	4,490	4681.8	9.82	± 10% of standard	EPA 2023
pH (SU)	4.00	4.00	10.29	± 0.1	GWMP
pH (SU)	7.00	7.00	10.38	± 0.1	GWMP
pH (SU)	10.00	10.00	10.56	± 0.1	GWMP
D.O. (%)	N/A	100		± 10%	NA
ORP (mV)	228.0	228	9.70°	± 10	EPA 2023

	Standard	Calibration Value	Acceptance Criteria	Reference
Turbidity (NTU)	10	9.65	± 10% of standard	EPA 2023
	20	19.4		
	100	96.4		
	800	780		

Calibration Check

Time Start Time Finish

Parameter	Standard	Calibration Value	Calibration Solution Temperature (°C)	Acceptance Criteria	Reference
Specific Conductance (µS/cm)	4,490			± 10% of standard	EPA 2023
pH (SU)	4.00			± 0.1	GWMP
pH (SU)	7.00			± 0.1	GWMP
pH (SU)	10.00			± 0.1	GWMP

	Standard	Calibration Value	Acceptance Criteria	Reference
Turbidity (NTU)			± 10% of standard	EPA 2023

Notes:

Site Name: Plant Hammond

Field Instrumentation Calibration Form

Date: 12-14-23

Calibrated By: Zain Webb

Field Conditions: Clear, 40°F

Instrument	Manufactuer/ Model	Serial Number
Water Quality Meter	Aqua Troll 400	850767
Turbidity Meter	HACH 2100Q	220900000239

Calibration Standard Information				
Parameter	**Standard**	**Lot #**	**Date of Expiration**	**Brand**
Specific Conductance (µS/cm)	4,490	24000044	05/24	ATR
pH (SU)	4.00	↓	↓	↓
pH (SU)	7.00	22210139	04/24	↓
pH (SU)	10.00	22110130	04/24	↓
D.O. (%)	N/A	—	—	↓
ORP (mV)	228.0	24002258	06/24	↓

Calibration					
Time Start 0732		**Time Finish** 0806			
Parameter	**Standard**	**Calibration Value**	**Calibration Solution Temperature (°C)**	**Acceptance Criteria**	**Reference**
Specific Conductance (µS/cm)	4,490	4490	10.82	± 10% of standard	EPA 2023
pH (SU)	4.00	4.00	10.68	± 0.1	GWMP
pH (SU)	7.00	7.00	10.65	± 0.1	GWMP
pH (SU)	10.00	10.00	10.97	± 0.1	GWMP
D.O. (%)	N/A	100%	5.56	± 10%	NA
ORP (mV)	228.0	228.0	10.78	± 10	EPA 2023

	Standard	Calibration Value	Acceptance Criteria	Reference
Turbidity (NTU)	10	10	± 10% of standard	EPA 2023
	20	20		
	100	100		
	800	800		

Calibration Check					
Time Start 1141		**Time Finish** 1200			
Parameter	**Standard**	**Calibration Value**	**Calibration Solution Temperature (°C)**	**Acceptance Criteria**	**Reference**
Specific Conductance (µS/cm)	4,490	4490	17.90	± 10% of standard	EPA 2023
pH (SU)	4.00	4.00	18.02	± 0.1	GWMP
pH (SU)	7.00	7.00	15.62	± 0.1	GWMP
pH (SU)	10.00	10.00	14.54	± 0.1	GWMP

	Standard	Calibration Value	Acceptance Criteria	Reference
Turbidity (NTU)	10	10	± 10% of standard	EPA 2023
	20	20		
	100	100		
	800	800		

Notes:

Site Name: Plant Hammond

Calibrated By: Thomas Theodore

Field Instrumentation Calibration Form

Date: 12/20/2023

Field Conditions: clear, 24°F

Instrument	Manufactuer/ Model	Serial Number
Water Quality Meter	Aquatrol	952637
Turbidity Meter	Lamotte	2949-04 13

Calibration Standard Information				
Parameter	Standard	Lot #	Date of Expiration	Brand
Specific Conductance (µS/cm)	4,490	24000044	5/24	insitu
pH (SU)	4.00	24000044	5/24	↓
pH (SU)	7.00	22290139	4/24	↓
pH (SU)	10.00	22110130	4/24	↓
D.O. (%)	N/A	N/A	N/A	N/A
ORP (mV)	228.0	24002258	6/24	insitu

Calibration					
Time Start 730		Time Finish 800			
Parameter	Standard	Calibration Value	Calibration Solution Temperature (°C)	Acceptance Criteria	Reference
Specific Conductance (µS/cm)	4,490	4490	8.18°	± 10% of standard	EPA 2023
pH (SU)	4.00	4.0	8.23°	± 0.1	GWMP
pH (SU)	7.00	6.93	8.66°	± 0.1	GWMP
pH (SU)	10.00	9.99	9.19	± 0.1	GWMP
D.O. (%)	N/A	100.89	9.80	± 10%	NA
ORP (mV)	228.0	236	9.32	± 10	EPA 2023

	Standard	Calibration Value	Acceptance Criteria	Reference
Turbidity (NTU)	0	0	± 10% of standard	EPA 2023
	1	1.00		
	10	10.00		
	—	—		

Calibration Check					
Time Start 1330		Time Finish 1345			
Parameter	Standard	Calibration Value	Calibration Solution Temperature (°C)	Acceptance Criteria	Reference
Specific Conductance (µS/cm)	4,490	4490	17.01	± 10% of standard	EPA 2023
pH (SU)	4.00	4.0	17.53	± 0.1	GWMP
pH (SU)	7.00	7.01	17.21	± 0.1	GWMP
pH (SU)	10.00	9.95	16.99	± 0.1	GWMP

	Standard	Calibration Value	Acceptance Criteria	Reference
Turbidity (NTU)	0	0	± 10% of standard	EPA 2023
	1	1		
	10	10		
	—	—		

Notes:

Site Name: Plant Hammond

Calibrated By: A. Szwast

Field Instrumentation Calibration Form

Date: 12-20-2023

Field Conditions: Clear 30°F

Instrument	Manufactuer/ Model	Serial Number
Water Quality Meter	In-Situ Aquatroll	883530
Turbidity Meter	LaMotte 2020we	1475-4011

Calibration Standard Information				
Parameter	Standard	Lot #	Date of Expiration	Brand
Specific Conductance (µS/cm)	4,490	24000044	05/2024	AIR
pH (SU)	4.00	24000044	05/2024	AIR
pH (SU)	7.00	22290139	04/2024	AIR
pH (SU)	10.00	22110130	04/2024	AIR
D.O. (%)	N/A	—	—	—
ORP (mV)	228.0	24002258	06/2024	AIR

Calibration					
Time Start 810		Time Finish 830			
Parameter	Standard	Calibration Value	Calibration Solution Temperature (°C)	Acceptance Criteria	Reference
Specific Conductance (µS/cm)	4,490	5363.2	3.58	± 10% of standard	EPA 2023
pH (SU)	4.00	4.17	3.73	± 0.1	GWMP
pH (SU)	7.00	7.68	4.51	± 0.1	GWMP
pH (SU)	10.00	10.53	4.54	± 0.1	GWMP
D.O. (%)	N/A	100.15	3.15	± 10%	NA
ORP (mV)	228.0	246.9	4.11	± 10	EPA 2023

	Standard	Calibration Value	Acceptance Criteria	Reference
Turbidity (NTU)	0.00	0.01	± 10% of standard	EPA 2023
	1.0	0.90		
	10.0	9.46		
	—	—		

Calibration Check					
Time Start 1143/1455		Time Finish 1150/1505			
Parameter	Standard	Calibration Value	Calibration Solution Temperature (°C)	Acceptance Criteria	Reference
Specific Conductance (µS/cm)	4,490	4056.1	13.43	± 10% of standard	EPA 2023
pH (SU)	4.00	2.96	13.10	± 0.1	GWMP
pH (SU)	7.00	6.72	11.39	± 0.1	GWMP
pH (SU)	10.00	9.45	10.32	± 0.1	GWMP

	Standard	Calibration Value	Acceptance Criteria	Reference
Turbidity (NTU)	0.0 OK	0.04	± 10% of standard	EPA 2023
	1.0	1.07		
	10.0	9.99		
	—	—		

Notes: Turbidimeter recalibrated at 1143 ↑

Aquatroll calibration check at 1455

Field Instrumentation Calibration Form

Site Name: Plant Hammond

Date: 12/27/2023

Calibrated By: Thomas Kiesler

Field Conditions: foggy, 45°

Instrument	Manufactuer/ Model	Serial Number
Water Quality Meter	insitu/quatroll	583546
Turbidity Meter	Lamotte	41212627

Calibration Standard Information				
Parameter	Standard	Lot #	Date of Expiration	Brand
Specific Conductance (µS/cm)	4,490	24000044	5/2024	insitu
pH (SU)	4.00	24000044	5/2024	
pH (SU)	7.00	22290139	4/2024	
pH (SU)	10.00	22110130	04/2024	
D.O. (%)	N/A	—	—	—
ORP (mV)	228.0	24002258	06/2024	insitu

Calibration					
Time Start 0740		Time Finish 0840			
Parameter	Standard	Calibration Value	Calibration Solution Temperature (°C)	Acceptance Criteria	Reference
Specific Conductance (µS/cm)	4,490	4490	4490	± 10% of standard	EPA 2023
pH (SU)	4.00	4.00	14.20	± 0.1	GWMP
pH (SU)	7.00	7.00	14.28	± 0.1	GWMP
pH (SU)	10.00	10.0	14.60	± 0.1	GWMP
D.O. (%)	N/A	100	14.38	± 10%	NA
ORP (mV)	228.0	228	14.71	± 10	EPA 2023

	Standard	Calibration Value	Acceptance Criteria	Reference
Turbidity (NTU)	0	0	± 10% of standard	EPA 2023
	1	.98		
	10	9.95		
	—	—		

Calibration Check					
Time Start		Time Finish			
Parameter	Standard	Calibration Value	Calibration Solution Temperature (°C)	Acceptance Criteria	Reference
Specific Conductance (µS/cm)	4,490			± 10% of standard	EPA 2023
pH (SU)	4.00			± 0.1	GWMP
pH (SU)	7.00			± 0.1	GWMP
pH (SU)	10.00			± 0.1	GWMP

	Standard	Calibration Value	Acceptance Criteria	Reference
Turbidity (NTU)	0	0	± 10% of standard	EPA 2023
	1	.98		
	10	9.95		
	—	—		

Notes: connection issue, cal 10 pH as 1pt.
large amt. of con. errors - cable no 865770

Site Name Plant Hammond

Field Instrumentation Calibration Form

Date: 12-27-23

Calibrated By: Zain Webb

Field Conditions: Fog, 40°F

Instrument	Manufactuer/ Model	Serial Number
Water Quality Meter	AquaTroll 400	989619
Turbidity Meter	LaMotte 2020t	—

Calibration Standard Information

Parameter	Standard	Lot #	Date of Expiration	Brand
Specific Conductance (µS/cm)	4,490	24000044	05/24	AIR
pH (SU)	4.00	↓	↓	↓
pH (SU)	7.00	22290139	04/24	↓
pH (SU)	10.00	22110130	04/24	↓
D.O. (%)	N/A	—	—	↓
ORP (mV)	228.0	24002258	06/23	↓

Calibration

Time Start 0738 Time Finish 0810

Parameter	Standard	Calibration Value	Calibration Solution Temperature (°C)	Acceptance Criteria	Reference
Specific Conductance (µS/cm)	4,490	4490	13.35	± 10% of standard	EPA 2023
pH (SU)	4.00	4.00	13.27	± 0.1	GWMP
pH (SU)	7.00	7.00	13.57	± 0.1	GWMP
pH (SU)	10.00	10.00	13.56	± 0.1	GWMP
D.O. (%)	N/A	100%	11.51	± 10%	NA
ORP (mV)	228.0	228.0	13.54	± 10	EPA 2023

	Standard	Calibration Value	Acceptance Criteria	Reference
Turbidity (NTU)	~~20~~ 2W 0	0	± 10% of standard	EPA 2023
	~~100~~ 2W 1	0.93		
	800 2W 10	9.56		
	—	—		

Calibration Check

Time Start Time Finish

Parameter	Standard	Calibration Value	Calibration Solution Temperature (°C)	Acceptance Criteria	Reference
Specific Conductance (µS/cm)	4,490			± 10% of standard	EPA 2023
pH (SU)	4.00			± 0.1	GWMP
pH (SU)	7.00			± 0.1	GWMP
pH (SU)	10.00			± 0.1	GWMP

	Standard	Calibration Value	Acceptance Criteria	Reference
Turbidity (NTU)			± 10% of standard	EPA 2023

Notes:

January 2024

LABORATORY ANALYTICAL RESULTS

Pace Analytical Services, LLC
9800 Kincey Ave. Suite 100
Huntersville, NC 28078
(704)875-9092

January 16, 2024

Kristen Jurinko
Southern Company
241 Ralph McGill Blvd NE
Bin 10160
Atlanta, GA 30308

RE: Project: Hammond AP-1
Pace Project No.: 92706820

Dear Kristen Jurinko:

Enclosed are the analytical results for sample(s) received by the laboratory on January 04, 2024. The results relate only to the samples included in this report. Results reported herein conform to the applicable TNI/NELAC Standards and the laboratory's Quality Manual, where applicable, unless otherwise noted in the body of the report.

The test results provided in this final report were generated by each of the following laboratories within the Pace Network:

- Pace Analytical Services - Asheville
- Pace Analytical Services - Peachtree Corners, GA

If you have any questions concerning this report, please feel free to contact me.

Sincerely,

Bonnie Vang

Bonnie Vang
bonnie.vang@pacelabs.com
704-977-0968
Project Manager

Enclosures

cc: Kip Gray, Geosyntec
Christine Hug, Geosyntec Consultants, Inc.
Thomas Kessler, Geosyntec Consultants
Whitney Law, Geosyntec Consultants
Laura Midkiff, Southern Company
Caroline Nelson, Geosyntec
Anthony Szwast, Geosyntec Consultants

This report shall not be reproduced, except in full,
without the written consent of Pace Analytical Services, LLC.

Pace Analytical Services, LLC
9800 Kincey Ave. Suite 100
Huntersville, NC 28078
(704)875-9092

CERTIFICATIONS

Project: Hammond AP-1
Pace Project No.: 92706820

Pace Analytical Services Asheville
2225 Riverside Drive, Asheville, NC 28804
Florida/NELAP Certification #: E87648
North Carolina Drinking Water Certification #: 37712
North Carolina Wastewater Certification #: 40
South Carolina Laboratory ID: 99030
South Carolina Certification #: 99030001
Virginia/VELAP Certification #: 460222

Pace Analytical Services Peachtree Corners
110 Technology Pkwy, Peachtree Corners, GA 30092
Florida DOH Certification #: E87315
Georgia DW Inorganics Certification #: 812
North Carolina Certification #: 381
South Carolina Certification #: 98011001
Virginia Certification #: 460204

This report shall not be reproduced, except in full,
without the written consent of Pace Analytical Services, LLC.

Pace Analytical Services, LLC
9800 Kincey Ave. Suite 100
Huntersville, NC 28078
(704)875-9092

SAMPLE SUMMARY

Project: Hammond AP-1
Pace Project No.: 92706820

Lab ID	Sample ID	Matrix	Date Collected	Date Received
92706820001	**HAM-PT-07**	Water	01/03/24 15:44	01/04/24 09:55
92706820002	**HAM-PT-08**	Water	01/03/24 11:53	01/04/24 09:55
92706820003	**HAM-PT-09**	Water	01/03/24 14:20	01/04/24 09:55
92706820004	**HAM-PT-10**	Water	01/03/24 12:37	01/04/24 09:55
92706820005	**HAM-AP1-EB-01**	Water	01/03/24 15:05	01/04/24 09:55
92706820006	**HAM-AP1-FB-01**	Water	01/03/24 15:00	01/04/24 09:55
92706820007	**HAM-AP1-FD-01**	Water	01/03/24 00:00	01/04/24 09:55

This report shall not be reproduced, except in full,
without the written consent of Pace Analytical Services, LLC.

Pace Analytical Services, LLC
9800 Kincey Ave. Suite 100
Huntersville, NC 28078
(704)875-9092

SAMPLE ANALYTE COUNT

Project: Hammond AP-1
Pace Project No.: 92706820

Lab ID	Sample ID	Method	Analysts	Analytes Reported
92706820001	**HAM-PT-07**	EPA 6020B	MT1	3
		EPA 300.0 Rev 2.1 1993	JCM	1
92706820002	**HAM-PT-08**	EPA 6020B	MT1	3
		EPA 300.0 Rev 2.1 1993	JCM	1
92706820003	**HAM-PT-09**	EPA 6020B	MT1	3
		EPA 300.0 Rev 2.1 1993	CDC	1
92706820004	**HAM-PT-10**	EPA 6020B	MT1	3
		EPA 300.0 Rev 2.1 1993	CDC	1
92706820005	**HAM-AP1-EB-01**	EPA 6020B	MT1	4
		EPA 300.0 Rev 2.1 1993	CDC	1
92706820006	**HAM-AP1-FB-01**	EPA 6020B	MT1	4
		EPA 300.0 Rev 2.1 1993	CDC	1
92706820007	**HAM-AP1-FD-01**	EPA 6020B	MT1	4
		EPA 300.0 Rev 2.1 1993	CDC	1

PASI-A = Pace Analytical Services - Asheville
PASI-GA = Pace Analytical Services - Peachtree Corners, GA

This report shall not be reproduced, except in full,
without the written consent of Pace Analytical Services, LLC.

Pace Analytical Services, LLC
9800 Kincey Ave. Suite 100
Huntersville, NC 28078
(704)875-9092

SUMMARY OF DETECTION

Project: Hammond AP-1
Pace Project No.: 92706820

Lab Sample ID / Method	Client Sample ID / Parameters	Result	Units	Report Limit	Analyzed	Qualifiers
92706820001	**HAM-PT-07**					
EPA 6020B	Arsenic	0.31	mg/L	0.010	01/11/24 13:11	
EPA 6020B	Boron	1.2	mg/L	0.040	01/11/24 13:11	
EPA 6020B	Iron	20.9	mg/L	1.0	01/12/24 12:41	
EPA 300.0 Rev 2.1 1993	Sulfate	302	mg/L	5.0	01/07/24 04:27	
92706820002	**HAM-PT-08**					
EPA 6020B	Arsenic	0.28	mg/L	0.010	01/11/24 13:22	
EPA 6020B	Boron	1.2	mg/L	0.040	01/11/24 13:22	
EPA 6020B	Iron	5.9	mg/L	0.040	01/11/24 13:22	
EPA 300.0 Rev 2.1 1993	Sulfate	205	mg/L	4.0	01/07/24 04:42	
92706820003	**HAM-PT-09**					
EPA 6020B	Boron	1.2	mg/L	0.040	01/11/24 13:26	
EPA 6020B	Iron	0.071	mg/L	0.040	01/11/24 13:26	B
EPA 6020B	Molybdenum	0.51	mg/L	0.010	01/11/24 13:26	
EPA 300.0 Rev 2.1 1993	Sulfate	173	mg/L	4.0	01/06/24 08:21	
92706820004	**HAM-PT-10**					
EPA 6020B	Boron	1.7	mg/L	0.040	01/11/24 13:33	
EPA 6020B	Iron	0.46	mg/L	0.040	01/11/24 13:33	
EPA 6020B	Molybdenum	0.24	mg/L	0.010	01/11/24 13:33	
EPA 300.0 Rev 2.1 1993	Sulfate	170	mg/L	4.0	01/06/24 08:42	
92706820005	**HAM-AP1-EB-01**					
EPA 6020B	Boron	0.020J	mg/L	0.040	01/11/24 13:48	
92706820006	**HAM-AP1-FB-01**					
EPA 6020B	Boron	0.013J	mg/L	0.040	01/11/24 13:52	
92706820007	**HAM-AP1-FD-01**					
EPA 6020B	Arsenic	0.32	mg/L	0.010	01/11/24 13:56	
EPA 6020B	Boron	1.2	mg/L	0.040	01/11/24 13:56	
EPA 6020B	Iron	20.5	mg/L	1.0	01/15/24 12:48	
EPA 6020B	Molybdenum	0.010	mg/L	0.010	01/11/24 13:56	
EPA 300.0 Rev 2.1 1993	Sulfate	302	mg/L	5.0	01/06/24 09:10	M1

This report shall not be reproduced, except in full,
without the written consent of Pace Analytical Services, LLC.

Pace Analytical Services, LLC
9800 Kincey Ave. Suite 100
Huntersville, NC 28078
(704)875-9092

ANALYTICAL RESULTS

Project: Hammond AP-1
Pace Project No.: 92706820

Sample: HAM-PT-07 **Lab ID: 92706820001** Collected: 01/03/24 15:44 Received: 01/04/24 09:55 Matrix: Water

Parameters	Results	Units	Report Limit	MDL	DF	Prepared	Analyzed	CAS No.	Qual
6020 MET ICPMS	Analytical Method: EPA 6020B Preparation Method: EPA 3005A Pace Analytical Services - Peachtree Corners, GA								
Arsenic	**0.31**	mg/L	0.010	0.00084	1	01/09/24 09:47	01/11/24 13:11	7440-38-2	
Boron	**1.2**	mg/L	0.040	0.012	1	01/09/24 09:47	01/11/24 13:11	7440-42-8	
Iron	**20.9**	mg/L	1.0	0.19	25	01/09/24 09:47	01/12/24 12:41	7439-89-6	
300.0 IC Anions 28 Days	Analytical Method: EPA 300.0 Rev 2.1 1993 Pace Analytical Services - Asheville								
Sulfate	**302**	mg/L	5.0	2.5	5		01/07/24 04:27	14808-79-8	

This report shall not be reproduced, except in full,
without the written consent of Pace Analytical Services, LLC.

Pace Analytical Services, LLC
9800 Kincey Ave. Suite 100
Huntersville, NC 28078
(704)875-9092

ANALYTICAL RESULTS

Project: Hammond AP-1
Pace Project No.: 92706820

Sample: HAM-PT-08 **Lab ID: 92706820002** Collected: 01/03/24 11:53 Received: 01/04/24 09:55 Matrix: Water

Parameters	Results	Units	Report Limit	MDL	DF	Prepared	Analyzed	CAS No.	Qual
6020 MET ICPMS	Analytical Method: EPA 6020B Preparation Method: EPA 3005A Pace Analytical Services - Peachtree Corners, GA								
Arsenic	**0.28**	mg/L	0.010	0.00084	1	01/09/24 09:47	01/11/24 13:22	7440-38-2	
Boron	**1.2**	mg/L	0.040	0.012	1	01/09/24 09:47	01/11/24 13:22	7440-42-8	
Iron	**5.9**	mg/L	0.040	0.0075	1	01/09/24 09:47	01/11/24 13:22	7439-89-6	
300.0 IC Anions 28 Days	Analytical Method: EPA 300.0 Rev 2.1 1993 Pace Analytical Services - Asheville								
Sulfate	**205**	mg/L	4.0	2.0	4		01/07/24 04:42	14808-79-8	

This report shall not be reproduced, except in full,
without the written consent of Pace Analytical Services, LLC.

Pace Analytical Services, LLC
9800 Kincey Ave. Suite 100
Huntersville, NC 28078
(704)875-9092

ANALYTICAL RESULTS

Project: Hammond AP-1
Pace Project No.: 92706820

Sample: HAM-PT-09 **Lab ID: 92706820003** Collected: 01/03/24 14:20 Received: 01/04/24 09:55 Matrix: Water

Parameters	Results	Units	Report Limit	MDL	DF	Prepared	Analyzed	CAS No.	Qual
6020 MET ICPMS	Analytical Method: EPA 6020B Preparation Method: EPA 3005A Pace Analytical Services - Peachtree Corners, GA								
Boron	**1.2**	mg/L	0.040	0.012	1	01/09/24 09:47	01/11/24 13:26	7440-42-8	
Iron	**0.071**	mg/L	0.040	0.0075	1	01/09/24 09:47	01/11/24 13:26	7439-89-6	B
Molybdenum	**0.51**	mg/L	0.010	0.00062	1	01/09/24 09:47	01/11/24 13:26	7439-98-7	
300.0 IC Anions 28 Days	Analytical Method: EPA 300.0 Rev 2.1 1993 Pace Analytical Services - Asheville								
Sulfate	**173**	mg/L	4.0	2.0	4		01/06/24 08:21	14808-79-8	

This report shall not be reproduced, except in full,
without the written consent of Pace Analytical Services, LLC.

Pace Analytical Services, LLC
9800 Kincey Ave. Suite 100
Huntersville, NC 28078
(704)875-9092

ANALYTICAL RESULTS

Project: Hammond AP-1
Pace Project No.: 92706820

Sample: HAM-PT-10 **Lab ID: 92706820004** Collected: 01/03/24 12:37 Received: 01/04/24 09:55 Matrix: Water

Parameters	Results	Units	Report Limit	MDL	DF	Prepared	Analyzed	CAS No.	Qual
6020 MET ICPMS	Analytical Method: EPA 6020B Preparation Method: EPA 3005A Pace Analytical Services - Peachtree Corners, GA								
Boron	**1.7**	mg/L	0.040	0.012	1	01/09/24 09:47	01/11/24 13:33	7440-42-8	
Iron	**0.46**	mg/L	0.040	0.0075	1	01/09/24 09:47	01/11/24 13:33	7439-89-6	
Molybdenum	**0.24**	mg/L	0.010	0.00062	1	01/09/24 09:47	01/11/24 13:33	7439-98-7	
300.0 IC Anions 28 Days	Analytical Method: EPA 300.0 Rev 2.1 1993 Pace Analytical Services - Asheville								
Sulfate	**170**	mg/L	4.0	2.0	4		01/06/24 08:42	14808-79-8	

This report shall not be reproduced, except in full,
without the written consent of Pace Analytical Services, LLC.

Pace Analytical Services, LLC
9800 Kincey Ave. Suite 100
Huntersville, NC 28078
(704)875-9092

ANALYTICAL RESULTS

Project: Hammond AP-1
Pace Project No.: 92706820

Sample: HAM-AP1-EB-01 **Lab ID: 92706820005** Collected: 01/03/24 15:05 Received: 01/04/24 09:55 Matrix: Water

Parameters	Results	Units	Report Limit	MDL	DF	Prepared	Analyzed	CAS No.	Qual
6020 MET ICPMS	Analytical Method: EPA 6020B Preparation Method: EPA 3005A Pace Analytical Services - Peachtree Corners, GA								
Arsenic	ND	mg/L	0.010	0.00084	1	01/09/24 09:47	01/11/24 13:48	7440-38-2	
Boron	**0.020J**	mg/L	0.040	0.012	1	01/09/24 09:47	01/11/24 13:48	7440-42-8	
Iron	ND	mg/L	0.040	0.0075	1	01/09/24 09:47	01/11/24 13:48	7439-89-6	
Molybdenum	ND	mg/L	0.010	0.00062	1	01/09/24 09:47	01/11/24 13:48	7439-98-7	
300.0 IC Anions 28 Days	Analytical Method: EPA 300.0 Rev 2.1 1993 Pace Analytical Services - Asheville								
Sulfate	ND	mg/L	1.0	0.50	1		01/06/24 05:01	14808-79-8	

This report shall not be reproduced, except in full,
without the written consent of Pace Analytical Services, LLC.

Pace Analytical Services, LLC
9800 Kincey Ave. Suite 100
Huntersville, NC 28078
(704)875-9092

ANALYTICAL RESULTS

Project: Hammond AP-1
Pace Project No.: 92706820

Sample: HAM-AP1-FB-01 **Lab ID: 92706820006** Collected: 01/03/24 15:00 Received: 01/04/24 09:55 Matrix: Water

Parameters	Results	Units	Report Limit	MDL	DF	Prepared	Analyzed	CAS No.	Qual
6020 MET ICPMS	Analytical Method: EPA 6020B Preparation Method: EPA 3005A Pace Analytical Services - Peachtree Corners, GA								
Arsenic	ND	mg/L	0.010	0.00084	1	01/09/24 09:47	01/11/24 13:52	7440-38-2	
Boron	**0.013J**	mg/L	0.040	0.012	1	01/09/24 09:47	01/11/24 13:52	7440-42-8	
Iron	ND	mg/L	0.040	0.0075	1	01/09/24 09:47	01/11/24 13:52	7439-89-6	
Molybdenum	ND	mg/L	0.010	0.00062	1	01/09/24 09:47	01/11/24 13:52	7439-98-7	
300.0 IC Anions 28 Days	Analytical Method: EPA 300.0 Rev 2.1 1993 Pace Analytical Services - Asheville								
Sulfate	ND	mg/L	1.0	0.50	1		01/06/24 05:15	14808-79-8	

This report shall not be reproduced, except in full,
without the written consent of Pace Analytical Services, LLC.

Pace Analytical Services, LLC
9800 Kincey Ave. Suite 100
Huntersville, NC 28078
(704)875-9092

ANALYTICAL RESULTS

Project: Hammond AP-1
Pace Project No.: 92706820

Sample: HAM-AP1-FD-01 **Lab ID: 92706820007** Collected: 01/03/24 00:00 Received: 01/04/24 09:55 Matrix: Water

Parameters	Results	Units	Report Limit	MDL	DF	Prepared	Analyzed	CAS No.	Qual
6020 MET ICPMS	Analytical Method: EPA 6020B Preparation Method: EPA 3005A Pace Analytical Services - Peachtree Corners, GA								
Arsenic	**0.32**	mg/L	0.010	0.00084	1	01/09/24 09:47	01/11/24 13:56	7440-38-2	
Boron	**1.2**	mg/L	0.040	0.012	1	01/09/24 09:47	01/11/24 13:56	7440-42-8	
Iron	**20.5**	mg/L	1.0	0.19	25	01/09/24 09:47	01/15/24 12:48	7439-89-6	
Molybdenum	**0.010**	mg/L	0.010	0.00062	1	01/09/24 09:47	01/11/24 13:56	7439-98-7	
300.0 IC Anions 28 Days	Analytical Method: EPA 300.0 Rev 2.1 1993 Pace Analytical Services - Asheville								
Sulfate	**302**	mg/L	5.0	2.5	5		01/06/24 09:10	14808-79-8	M1

This report shall not be reproduced, except in full,
without the written consent of Pace Analytical Services, LLC.

Pace Analytical Services, LLC
9800 Kincey Ave. Suite 100
Huntersville, NC 28078
(704)875-9092

QUALITY CONTROL DATA

Project: Hammond AP-1
Pace Project No.: 92706820

QC Batch: 824152
QC Batch Method: EPA 3005A
Analysis Method: EPA 6020B
Analysis Description: 6020 MET
Laboratory: Pace Analytical Services - Peachtree Corners, GA
Associated Lab Samples: 92706820001, 92706820002, 92706820003, 92706820004, 92706820005, 92706820006, 92706820007

METHOD BLANK: 4263090
Matrix: Water
Associated Lab Samples: 92706820001, 92706820002, 92706820003, 92706820004, 92706820005, 92706820006, 92706820007

Parameter	Units	Blank Result	Reporting Limit	MDL	Analyzed	Qualifiers
Arsenic	mg/L	ND	0.010	0.00084	01/11/24 12:37	
Boron	mg/L	ND	0.040	0.012	01/11/24 12:37	
Iron	mg/L	0.021J	0.040	0.0075	01/11/24 12:37	
Molybdenum	mg/L	ND	0.010	0.00062	01/11/24 12:37	

LABORATORY CONTROL SAMPLE: 4263091

Parameter	Units	Spike Conc.	LCS Result	LCS % Rec	% Rec Limits	Qualifiers
Arsenic	mg/L	0.1	0.11	105	80-120	
Boron	mg/L	1	1.1	110	80-120	
Iron	mg/L	1	1.0	104	80-120	
Molybdenum	mg/L	0.1	0.11	108	80-120	

MATRIX SPIKE & MATRIX SPIKE DUPLICATE: 4263287 4263288

Parameter	Units	92706820004 Result	MS Spike Conc.	MSD Spike Conc.	MS Result	MSD Result	MS % Rec	MSD % Rec	% Rec Limits	RPD	Max RPD	Qual
Arsenic	mg/L	0.00093J	0.1	0.1	0.10	0.11	103	107	75-125	4	20	
Boron	mg/L	1.7	1	1	2.6	2.7	99	101	75-125	1	20	
Iron	mg/L	0.46	1	1	1.5	1.5	101	105	75-125	2	20	
Molybdenum	mg/L	0.24	0.1	0.1	0.33	0.34	99	102	75-125	1	20	

Results presented on this page are in the units indicated by the "Units" column except where an alternate unit is presented to the right of the result.

REPORT OF LABORATORY ANALYSIS

This report shall not be reproduced, except in full,
without the written consent of Pace Analytical Services, LLC.

Pace Analytical Services, LLC
9800 Kincey Ave. Suite 100
Huntersville, NC 28078
(704)875-9092

QUALITY CONTROL DATA

Project: Hammond AP-1
Pace Project No.: 92706820

QC Batch: 823647
QC Batch Method: EPA 300.0 Rev 2.1 1993
Analysis Method: EPA 300.0 Rev 2.1 1993
Analysis Description: 300.0 IC Anions
Laboratory: Pace Analytical Services - Asheville
Associated Lab Samples: 92706820003, 92706820004, 92706820005, 92706820006, 92706820007

METHOD BLANK: 4260757 Matrix: Water
Associated Lab Samples: 92706820003, 92706820004, 92706820005, 92706820006, 92706820007

Parameter	Units	Blank Result	Reporting Limit	MDL	Analyzed	Qualifiers
Sulfate	mg/L	ND	1.0	0.50	01/05/24 23:45	

LABORATORY CONTROL SAMPLE: 4260758

Parameter	Units	Spike Conc.	LCS Result	LCS % Rec	% Rec Limits	Qualifiers
Sulfate	mg/L	50	50.8	102	90-110	

MATRIX SPIKE & MATRIX SPIKE DUPLICATE: 4260759 4260760

Parameter	Units	92706860007 Result	MS Spike Conc.	MSD Spike Conc.	MS Result	MSD Result	MS % Rec	MSD % Rec	% Rec Limits	RPD	Max RPD	Qual
Sulfate	mg/L	7.0	50	50	57.7	57.4	101	101	90-110	1	10	

MATRIX SPIKE & MATRIX SPIKE DUPLICATE: 4260761 4260762

Parameter	Units	92706820007 Result	MS Spike Conc.	MSD Spike Conc.	MS Result	MSD Result	MS % Rec	MSD % Rec	% Rec Limits	RPD	Max RPD	Qual
Sulfate	mg/L	302	50	50	347	345	91	87	90-110	1	10	M1

Results presented on this page are in the units indicated by the "Units" column except where an alternate unit is presented to the right of the result.

This report shall not be reproduced, except in full,
without the written consent of Pace Analytical Services, LLC.

Pace Analytical Services, LLC
9800 Kincey Ave. Suite 100
Huntersville, NC 28078
(704)875-9092

QUALITY CONTROL DATA

Project: Hammond AP-1
Pace Project No.: 92706820

QC Batch: 823898
QC Batch Method: EPA 300.0 Rev 2.1 1993
Analysis Method: EPA 300.0 Rev 2.1 1993
Analysis Description: 300.0 IC Anions
Laboratory: Pace Analytical Services - Asheville
Associated Lab Samples: 92706820001, 92706820002

METHOD BLANK: 4262111
Matrix: Water
Associated Lab Samples: 92706820001, 92706820002

Parameter	Units	Blank Result	Reporting Limit	MDL	Analyzed	Qualifiers
Sulfate	mg/L	ND	1.0	0.50	01/06/24 22:47	

LABORATORY CONTROL SAMPLE: 4262112

Parameter	Units	Spike Conc.	LCS Result	LCS % Rec	% Rec Limits	Qualifiers
Sulfate	mg/L	50	52.1	104	90-110	

MATRIX SPIKE & MATRIX SPIKE DUPLICATE: 4262113 4262114

Parameter	Units	92706899028 Result	MS Spike Conc.	MSD Spike Conc.	MS Result	MSD Result	MS % Rec	MSD % Rec	% Rec Limits	RPD	Max RPD	Qual
Sulfate	mg/L	8.0	50	50	60.5	61.7	105	107	90-110	2	10	

MATRIX SPIKE & MATRIX SPIKE DUPLICATE: 4262115 4262116

Parameter	Units	92706899038 Result	MS Spike Conc.	MSD Spike Conc.	MS Result	MSD Result	MS % Rec	MSD % Rec	% Rec Limits	RPD	Max RPD	Qual
Sulfate	mg/L	13.9	50	50	66.5	66.4	105	105	90-110	0	10	

Results presented on this page are in the units indicated by the "Units" column except where an alternate unit is presented to the right of the result.

This report shall not be reproduced, except in full,
without the written consent of Pace Analytical Services, LLC.

Pace Analytical Services, LLC
9800 Kincey Ave. Suite 100
Huntersville, NC 28078
(704)875-9092

QUALIFIERS

Project: Hammond AP-1
Pace Project No.: 92706820

DEFINITIONS

DF - Dilution Factor, if reported, represents the factor applied to the reported data due to dilution of the sample aliquot.

ND - Not Detected at or above adjusted reporting limit.

TNTC - Too Numerous To Count

J - Estimated concentration above the adjusted method detection limit and below the adjusted reporting limit.

MDL - Adjusted Method Detection Limit.

PQL - Practical Quantitation Limit.

RL - Reporting Limit - The lowest concentration value that meets project requirements for quantitative data with known precision and bias for a specific analyte in a specific matrix.

S - Surrogate

1,2-Diphenylhydrazine decomposes to and cannot be separated from Azobenzene using Method 8270. The result for each analyte is a combined concentration.

Consistent with EPA guidelines, unrounded data are displayed and have been used to calculate % recovery and RPD values.

LCS(D) - Laboratory Control Sample (Duplicate)

MS(D) - Matrix Spike (Duplicate)

DUP - Sample Duplicate

RPD - Relative Percent Difference

NC - Not Calculable.

SG - Silica Gel - Clean-Up

U - Indicates the compound was analyzed for, but not detected.

Acid preservation may not be appropriate for 2 Chloroethylvinyl ether.

A separate vial preserved to a pH of 4-5 is recommended in SW846 Chapter 4 for the analysis of Acrolein and Acrylonitrile by EPA Method 8260.

N-Nitrosodiphenylamine decomposes and cannot be separated from Diphenylamine using Method 8270. The result reported for each analyte is a combined concentration.

Reported results are not rounded until the final step prior to reporting. Therefore, calculated parameters that are typically reported as "Total" may vary slightly from the sum of the reported component parameters.

Pace Analytical is TNI accredited. Contact your Pace PM for the current list of accredited analytes.

TNI - The NELAC Institute.

ANALYTE QUALIFIERS

B	Analyte was detected in the associated method blank.
M1	Matrix spike recovery exceeded QC limits. Batch accepted based on laboratory control sample (LCS) recovery.

This report shall not be reproduced, except in full,
without the written consent of Pace Analytical Services, LLC.

Pace Analytical Services, LLC
9800 Kincey Ave. Suite 100
Huntersville, NC 28078
(704)875-9092

QUALITY CONTROL DATA CROSS REFERENCE TABLE

Project: Hammond AP-1
Pace Project No.: 92706820

Lab ID	Sample ID	QC Batch Method	QC Batch	Analytical Method	Analytical Batch
92706820001	**HAM-PT-07**	EPA 3005A	824152	EPA 6020B	824332
92706820002	**HAM-PT-08**	EPA 3005A	824152	EPA 6020B	824332
92706820003	**HAM-PT-09**	EPA 3005A	824152	EPA 6020B	824332
92706820004	**HAM-PT-10**	EPA 3005A	824152	EPA 6020B	824332
92706820005	**HAM-AP1-EB-01**	EPA 3005A	824152	EPA 6020B	824332
92706820006	**HAM-AP1-FB-01**	EPA 3005A	824152	EPA 6020B	824332
92706820007	**HAM-AP1-FD-01**	EPA 3005A	824152	EPA 6020B	824332
92706820001	**HAM-PT-07**	EPA 300.0 Rev 2.1 1993	823898		
92706820002	**HAM-PT-08**	EPA 300.0 Rev 2.1 1993	823898		
92706820003	**HAM-PT-09**	EPA 300.0 Rev 2.1 1993	823647		
92706820004	**HAM-PT-10**	EPA 300.0 Rev 2.1 1993	823647		
92706820005	**HAM-AP1-EB-01**	EPA 300.0 Rev 2.1 1993	823647		
92706820006	**HAM-AP1-FB-01**	EPA 300.0 Rev 2.1 1993	823647		
92706820007	**HAM-AP1-FD-01**	EPA 300.0 Rev 2.1 1993	823647		

This report shall not be reproduced, except in full,
without the written consent of Pace Analytical Services, LLC.

Pace

Sample Condition Upon Receipt

Effective Date: 11/29/2023

atory receiving samples:

eville ☐ Eden ☐ Greenwood ☐ Huntersville ☐ Raleigh ☐ Mechanicsville ☐ Atlanta ☑ Kernersville ☐

mple Condition gon Receipt

Client Name: GA Power

Project #:

WO# : 92706820

92706820

er: ☐Fed Ex ☐UPS ☐USPS ☐Client

ommercial ☑Pace ☐Other:____

dy Seal Present? ☐Yes ☑No Seals Intact? ☐Yes ☐No ☑N/A

Date/Initials Person Examining Contents: JG 1/4/2

ng Material: ☑Bubble Wrap ☐Bubble Bags ☐None ☐ Other

Biological Tissue Frozen? ☐Yes ☐No ☑N/A

nometer: ☑IR Gun ID: 214

Type of Ice: ☑Wet ☐Blue ☐None

r Temp: 0.9 Correction Factor: Add/Subtract (°C) -0.1

r Temp Corrected (°C): 0.8

Temp should be above freezing to 6°C

☐Samples out of temp criteria. Samples on ice, cooling process has begun

Regulated Soil (☐ N/A, water sample)

d samples originate in a quarantine zone within the United States: CA, NY, or SC (check maps)? ☐Yes ☐No

Did samples originate from a foreign source (internationally, including Hawaii and Puerto Rico)? ☐Yes ☐No

				Comments/Discrepancy:
Chain of Custody Present?	☑Yes	☐No	☐N/A	1.
Samples Arrived within Hold Time?	☑Yes	☐No	☐N/A	2.
Short Hold Time Analysis (<72 hr.)?	☐Yes	☑No	☐N/A	3.
Rush Turn Around Time Requested?	☐Yes	☑No	☐N/A	4.
Sufficient Volume?	☑Yes	☐No	☐N/A	5.
Correct Containers Used?	☑Yes	☐No	☐N/A	6.
-Pace Containers Used?	☑Yes	☐No	☐N/A	
Containers Intact?	☑Yes	☐No	☐N/A	7.
Dissolved analysis: Samples Field Filtered?	☐Yes	☐No	☑N/A	8.
Sample Labels Match COC?	☑Yes	☐No	☐N/A	9.
-Includes Date/Time/ID/Analysis Matrix: WG				
Headspace in VOA Vials (>5-6mm)?	☐Yes	☐No	☑N/A	10.
Trip Blank Present?	☐Yes	☐No	☑N/A	11.
Trip Blank Custody Seals Present?	☐Yes	☐No	☑N/A	

ENTS/SAMPLE DISCREPANCY

Field Data Required? ☐Yes ☐No

Lot ID of split containers:

NOTIFICATION/RESOLUTION

n contacted: _____ Date/Time: _____

ject Manager SCURF Review: _____ Date: _____

ject Manager SRF Review: _____ Date: _____

ax ID: 69614

Pace
ANALYTICAL SERVICES
DOC_Title: ENV FRM HUNT-0003 V03_Sample Condition Upon Receipt
Effective Date: 11/29/2023

ck mark top half of box if pH and/or dechlorination is verified and in the acceptance range for preservation samples.
ions: VOA, Coliform, TOC, Oil and Grease, DRO/8015 (water) DOC, LLHg

ttom half of box is to list number of bottles
neck all unpreserved Nitrates for chlorine

Project # **WO#: 92706820**
PM: BV Due Date: 01/18/24
CLIENT: 92- GP-HAM

BP4U-125 mL Plastic Unpreserved (N/A) (Cl-)	BP3U-250 mL Plastic Unpreserved (N/A)	BP2U-500 mL Plastic Unpreserved (N/A)	BP1U-1 liter Plastic Unpreserved (N/A)	BP4S-125 mL Plastic H2SO4 (pH < 2) (Cl-)	BP3N-250 mL plastic HNO3 (pH < 2)	BP4Z-125 mL Plastic ZN Acetate & NaOH (>9)	BP4B-125 mL Plastic NaOH (pH > 12) (Cl-)	WGFU-Wide-mouthed Glass jar Unpreserved	AG1U-1 liter Amber Unpreserved (N/A) (Cl-)	AG1H-1 liter Amber HCl (pH < 2)	AG3U-250 mL Amber Unpreserved (N/A) (Cl-)	AG1S-1 liter Amber H2SO4 (pH < 2)	AG3S-250 mL Amber H2SO4 (pH < 2)	DG94-40 mL Amber NH4Cl (N/A)(Cl-)	DG9H-40 mL VOA HCl (N/A)	VG9T-40 mL VOA Na2S2O3 (N/A)	VG9U-40 mL VOA Unpreserved (N/A)	DG9V-40 mL VOA H3PO4 (N/A)	KP7U-50 mL Plastic Unpreserved (N/A)	V/GK (3 vials per kit)-VPH/Gas kit (N/A)	SP5T-125 mL Sterile Plastic (N/A – lab)	SP2T-250 mL Sterile Plastic (N/A – lab)		BP3R-250 mL Plastic (NH2)2SO4 (9.3-9.7)	AG0U-100 mL Amber Unpreserved (N/A) (Cl-)	VSGU-20 mL Scintillation vials (N/A)	DG9U-40 mL Amber Unpreserved vials (N/A)
	1				1																						
	1				1																						
	1				1																						
	1				1																						
	1				1																						
	1				1																						
	1				1																						

pH Adjustment Log for Preserved Samples

ple ID	Type of Preservative	pH upon receipt	Date preservation adjusted	Time preservation adjusted	Amount of Preservative added	Lot #

Whenever there is a discrepancy affecting North Carolina compliance samples, a copy of this form will be sent to the North Carolina DENR Certification Office (i.e. hold, incorrect preservative, out of temp, incorrect containers.

Pace Analytical
www.pacelabs.com

CHAIN-OF-CUSTODY / Analytical Request Document

The Chain of Custody is a LEGAL DOCUMENT. All relevant fields must be completed accurately.

Page: 1 of 1

Section A Required Client Information
- Company: GA Power
- Address: Atlanta, GA
- Email To: SCS Contacts
- Phone: | Fax:
- Requested Due Date/TAT: 10 day

Section B Required Project Information
- Report To: SCS Contacts
- Copy To: Geosyntec Contacts
- Purchase Order No: GPC82474-0001
- Project Name: Hammond AP-1
- Project Number:

Section C Invoice Information
- Attention: Southern Co
- Company Name:
- Address:
- Pace Quote Reference:
- Pace Project Manager: Bonnie Vang
- Pace Profile #: 10839

REGULATORY AGENCY
NPDES | GROUND WATER | DRINKING WATER
UST | RCRA | OTHER

Site Location STATE: GA

Section D Required Client Information

Valid Matrix Codes

MATRIX	CODE
DRINKING WATER	DW
WATER	WT
WASTE WATER	WW
PRODUCT	P
SOIL/SOLID	SL
OIL	OL
WIPE	WP
AIR	AR
OTHER	OT
TISSUE	TS

Requested Analysis Filtered (Y/N)

ITEM #	SAMPLE ID (A-Z, 0-9 / -) Sample IDs MUST BE UNIQUE	MATRIX CODE (see valid codes to left)	SAMPLE TYPE (G=GRAB C=COMP)	COLLECTED COMPOSITE START DATE	COLLECTED COMPOSITE START TIME	COLLECTED COMPOSITE END DATE	COLLECTED COMPOSITE END TIME	SAMPLE TEMP AT COLLECTION	# OF CONTAINERS	Preservatives: Unpreserved	H_2SO_4	HNO_3	HCl	NaOH	$Na_2S_2O_3$	Methanol	Other	Analysis Test Y/N	Arsenic Boron Iron	Molybdenum Boron Iron	Arsenic Molybdenum Boron Iron	Sulfate	Residual Chlorine (Y/N)	Pace Project No./ Lab I.D.
																			N	N	N	N		
1	HAM-PT-07	WG	G	1/3/2024	1544			18	2	1		1							X			X	N	
2	HAM-PT-08	WG	G	1/3/2024	1153			17	2	1		1							X			X	N	
3	HAM-PT-09	WG	G	1/3/2024	1420			16	2	1		1								X		X	N	
4	HAM-PT-10	WG	G	1/3/2024	1237			17	2	1		1								X		X	N	
6	HAM-AP1-EB-01	WQ	G	1/3/2024	1505			18	2	1		1									X	X	N	
6	HAM-AP1-FB-01	WQ	G	1/3/2024	1500			18	2	1		1									X	X	N	
7	HAM-AP1-FD-01	WG	G	1/3/2024	0000			18	2	1		1									X	X	N	
8																								
9																								
10																								
11																								
12																								

ZW 1/4/24

ADDITIONAL COMMENTS	RELINQUISHED BY / AFFILIATION	DATE	TIME	ACCEPTED BY / AFFILIATION	DATE	TIME	SAMPLE CONDITIONS
Task Code: HAM-CCR-CA-20240103	Zain Webb / Geosyntec	1-4-2024	0955	Ryan William / Pace	1/4/2024	0955	
	Ryan William / Pace	1/4/2024	1522	SG [signature] / Pace	1/4/24	1522	

SAMPLER NAME AND SIGNATURE

PRINT Name of SAMPLER: Zain Webb, Elisabeth Russell / Geosyntec Consultants, Inc.

SIGNATURE of SAMPLER: [signature] DATE Signed (MM/DD/YYYY): 1-4-24

Temp in °C | Received on Ice (Y/N) | Custody Sealed Cooler (Y/N) | Samples Intact (Y/N)

Pace Analytical Services, LLC
9800 Kincey Ave. Suite 100
Huntersville, NC 28078
(704)875-9092

January 26, 2024

Kristen Jurinko
Southern Company
241 Ralph McGill Blvd NE
Bin 10160
Atlanta, GA 30308

RE: Project: Hammond AP-1
Pace Project No.: 92708801

Dear Kristen Jurinko:

Enclosed are the analytical results for sample(s) received by the laboratory on January 17, 2024. The results relate only to the samples included in this report. Results reported herein conform to the applicable TNI/NELAC Standards and the laboratory's Quality Manual, where applicable, unless otherwise noted in the body of the report.

The test results provided in this final report were generated by each of the following laboratories within the Pace Network:

- Pace Analytical Services - Asheville
- Pace Analytical Services - Peachtree Corners, GA

If you have any questions concerning this report, please feel free to contact me.

Sincerely,

Bonnie Vang

Bonnie Vang
bonnie.vang@pacelabs.com
704-977-0968
Project Manager

Enclosures

cc: Kip Gray, Geosyntec
Christine Hug, Geosyntec Consultants, Inc.
Thomas Kessler, Geosyntec Consultants
Whitney Law, Geosyntec Consultants
Laura Midkiff, Southern Company
Caroline Nelson, Geosyntec
Anthony Szwast, Geosyntec Consultants

This report shall not be reproduced, except in full,
without the written consent of Pace Analytical Services, LLC.

Pace Analytical Services, LLC
9800 Kincey Ave. Suite 100
Huntersville, NC 28078
(704)875-9092

CERTIFICATIONS

Project:	Hammond AP-1
Pace Project No.:	92708801

Pace Analytical Services Asheville

2225 Riverside Drive, Asheville, NC 28804
Florida/NELAP Certification #: E87648
North Carolina Drinking Water Certification #: 37712
North Carolina Wastewater Certification #: 40
South Carolina Laboratory ID: 99030
South Carolina Certification #: 99030001
Virginia/VELAP Certification #: 460222

Pace Analytical Services Peachtree Corners

110 Technology Pkwy, Peachtree Corners, GA 30092
Florida DOH Certification #: E87315
Georgia DW Inorganics Certification #: 812
North Carolina Certification #: 381
South Carolina Certification #: 98011001
Virginia Certification #: 460204

This report shall not be reproduced, except in full,
without the written consent of Pace Analytical Services, LLC.

Pace Analytical Services, LLC
9800 Kincey Ave. Suite 100
Huntersville, NC 28078
(704)875-9092

SAMPLE SUMMARY

Project: Hammond AP-1
Pace Project No.: 92708801

Lab ID	Sample ID	Matrix	Date Collected	Date Received
92708801001	**HAM-PT-07**	Water	01/16/24 11:11	01/17/24 12:15
92708801002	**HAM-PT-08**	Water	01/16/24 12:44	01/17/24 12:15
92708801003	**HAM-PT-09**	Water	01/16/24 12:35	01/17/24 12:15
92708801004	**HAM-PT-10**	Water	01/16/24 14:49	01/17/24 12:15
92708801005	**HAM-AP1-EB-01**	Water	01/16/24 15:45	01/17/24 12:15
92708801006	**HAM-AP1-FB-01**	Water	01/16/24 15:40	01/17/24 12:15
92708801007	**HAM-AP1-FD-01**	Water	01/16/24 00:00	01/17/24 12:15

This report shall not be reproduced, except in full,
without the written consent of Pace Analytical Services, LLC.

Pace Analytical Services, LLC
9800 Kincey Ave. Suite 100
Huntersville, NC 28078
(704)875-9092

SAMPLE ANALYTE COUNT

Project: Hammond AP-1
Pace Project No.: 92708801

Lab ID	Sample ID	Method	Analysts	Analytes Reported
92708801001	**HAM-PT-07**	EPA 6010D	DRB	6
		EPA 6020B	MT1	13
		EPA 7470A	VB	1
		SM 2540C-2015	DL1	1
		SM 2320B-2011	SMS	3
		SM 4500-S2D-2011	JP1	1
		EPA 300.0 Rev 2.1 1993	JCM	3
92708801002	**HAM-PT-08**	EPA 6010D	DRB	6
		EPA 6020B	MT1	13
		EPA 7470A	VB	1
		SM 2540C-2015	DL1	1
		SM 2320B-2011	SMS	3
		SM 4500-S2D-2011	JP1	1
		EPA 300.0 Rev 2.1 1993	JCM	3
92708801003	**HAM-PT-09**	EPA 6010D	DRB	6
		EPA 6020B	MT1	13
		EPA 7470A	VB	1
		SM 2540C-2015	DL1	1
		SM 2320B-2011	SMS	3
		SM 4500-S2D-2011	JP1	1
		EPA 300.0 Rev 2.1 1993	JCM	3
92708801004	**HAM-PT-10**	EPA 6010D	DRB	6
		EPA 6020B	MT1	13
		EPA 7470A	VB	1
		SM 2540C-2015	DL1	1
		SM 2320B-2011	SMS	3
		SM 4500-S2D-2011	JP1	1
		EPA 300.0 Rev 2.1 1993	JCM	3
92708801005	**HAM-AP1-EB-01**	EPA 6010D	DRB	6
		EPA 6020B	MT1	13
		EPA 7470A	VB	1
		SM 2540C-2015	DL1	1
		SM 2320B-2011	SMS	3
		SM 4500-S2D-2011	JP1	1
		EPA 300.0 Rev 2.1 1993	JCM	3
92708801006	**HAM-AP1-FB-01**	EPA 6010D	DRB	6
		EPA 6020B	MT1	13

This report shall not be reproduced, except in full,
without the written consent of Pace Analytical Services, LLC.

Pace Analytical Services, LLC
9800 Kincey Ave. Suite 100
Huntersville, NC 28078
(704)875-9092

SAMPLE ANALYTE COUNT

Project: Hammond AP-1
Pace Project No.: 92708801

Lab ID	Sample ID	Method	Analysts	Analytes Reported
		EPA 7470A	VB	1
		SM 2540C-2015	DL1	1
		SM 2320B-2011	SMS	3
		SM 4500-S2D-2011	JP1	1
		EPA 300.0 Rev 2.1 1993	JCM	3
92708801007	**HAM-AP1-FD-01**	EPA 6010D	DRB	6
		EPA 6020B	MT1	13
		EPA 7470A	VB	1
		SM 2540C-2015	DL1	1
		SM 2320B-2011	SMS	3
		SM 4500-S2D-2011	JP1	1
		EPA 300.0 Rev 2.1 1993	JCM	3

PASI-A = Pace Analytical Services - Asheville
PASI-GA = Pace Analytical Services - Peachtree Corners, GA

This report shall not be reproduced, except in full,
without the written consent of Pace Analytical Services, LLC.

Pace Analytical Services, LLC
9800 Kincey Ave. Suite 100
Huntersville, NC 28078
(704)875-9092

SUMMARY OF DETECTION

Project: Hammond AP-1
Pace Project No.: 92708801

Lab Sample ID Method	Client Sample ID Parameters	Result	Units	Report Limit	Analyzed	Qualifiers
92708801001	**HAM-PT-07**					
EPA 6010D	Iron	22.8	mg/L	0.040	01/23/24 17:52	
EPA 6010D	Manganese	5.0	mg/L	0.040	01/23/24 17:52	
EPA 6010D	Potassium	7.1	mg/L	0.50	01/23/24 17:52	
EPA 6010D	Sodium	7.4	mg/L	1.0	01/23/24 17:52	
EPA 6010D	Calcium	162	mg/L	1.0	01/23/24 17:52	
EPA 6010D	Magnesium	23.7	mg/L	0.050	01/23/24 17:52	
EPA 6020B	Arsenic	0.31	mg/L	0.010	01/23/24 17:25	M1
EPA 6020B	Barium	0.080	mg/L	0.0050	01/23/24 17:25	
EPA 6020B	Beryllium	0.00011J	mg/L	0.00050	01/23/24 17:25	
EPA 6020B	Boron	1.1	mg/L	0.040	01/23/24 17:25	M1
EPA 6020B	Cobalt	0.072	mg/L	0.0050	01/23/24 17:25	
EPA 6020B	Lithium	0.080	mg/L	0.030	01/23/24 17:25	
EPA 6020B	Molybdenum	0.010	mg/L	0.010	01/24/24 13:09	
SM 2540C-2015	Total Dissolved Solids	743	mg/L	25.0	01/18/24 13:23	
SM 2320B-2011	Alkalinity,Bicarbonate (CaCO3)	131	mg/L	5.0	01/18/24 14:39	
SM 2320B-2011	Alkalinity, Total as CaCO3	131	mg/L	5.0	01/18/24 14:39	
EPA 300.0 Rev 2.1 1993	Chloride	23.6	mg/L	1.0	01/18/24 12:28	
EPA 300.0 Rev 2.1 1993	Fluoride	0.39	mg/L	0.10	01/18/24 12:28	M1
EPA 300.0 Rev 2.1 1993	Sulfate	374	mg/L	8.0	01/18/24 14:54	
92708801002	**HAM-PT-08**					
EPA 6010D	Iron	6.9	mg/L	0.040	01/23/24 17:57	M1
EPA 6010D	Manganese	2.7	mg/L	0.040	01/23/24 17:57	
EPA 6010D	Potassium	5.9	mg/L	0.50	01/23/24 17:57	M1
EPA 6010D	Sodium	7.3	mg/L	1.0	01/23/24 17:57	M1
EPA 6010D	Calcium	100	mg/L	1.0	01/23/24 17:57	M1
EPA 6010D	Magnesium	13.5	mg/L	0.050	01/23/24 17:57	M1
EPA 6020B	Antimony	0.00061J	mg/L	0.0030	01/23/24 17:40	
EPA 6020B	Arsenic	0.21	mg/L	0.010	01/23/24 17:40	
EPA 6020B	Barium	0.048	mg/L	0.0050	01/23/24 17:40	
EPA 6020B	Beryllium	0.00010J	mg/L	0.00050	01/23/24 17:40	
EPA 6020B	Boron	0.95	mg/L	0.040	01/23/24 17:40	
EPA 6020B	Cobalt	0.035	mg/L	0.0050	01/23/24 17:40	
EPA 6020B	Lithium	0.018J	mg/L	0.030	01/23/24 17:40	
EPA 6020B	Molybdenum	0.028	mg/L	0.010	01/24/24 13:20	
SM 2540C-2015	Total Dissolved Solids	494	mg/L	25.0	01/18/24 13:24	
SM 2320B-2011	Alkalinity,Bicarbonate (CaCO3)	116	mg/L	5.0	01/18/24 14:50	
SM 2320B-2011	Alkalinity, Total as CaCO3	116	mg/L	5.0	01/18/24 14:50	
EPA 300.0 Rev 2.1 1993	Chloride	18.9	mg/L	1.0	01/18/24 13:40	
EPA 300.0 Rev 2.1 1993	Fluoride	0.27	mg/L	0.10	01/18/24 13:40	
EPA 300.0 Rev 2.1 1993	Sulfate	196	mg/L	4.0	01/18/24 15:38	
92708801003	**HAM-PT-09**					
EPA 6010D	Iron	0.11	mg/L	0.040	01/23/24 18:16	
EPA 6010D	Manganese	0.15	mg/L	0.040	01/23/24 18:16	
EPA 6010D	Potassium	5.0	mg/L	0.50	01/23/24 18:16	
EPA 6010D	Sodium	9.9	mg/L	1.0	01/23/24 18:16	
EPA 6010D	Calcium	55.5	mg/L	1.0	01/23/24 18:16	

This report shall not be reproduced, except in full,
without the written consent of Pace Analytical Services, LLC.

Pace Analytical Services, LLC
9800 Kincey Ave. Suite 100
Huntersville, NC 28078
(704)875-9092

SUMMARY OF DETECTION

Project: Hammond AP-1
Pace Project No.: 92708801

Lab Sample ID Method	Client Sample ID Parameters	Result	Units	Report Limit	Analyzed	Qualifiers
92708801003	**HAM-PT-09**					
EPA 6010D	Magnesium	26.1	mg/L	0.050	01/23/24 18:16	
EPA 6020B	Barium	0.043	mg/L	0.0050	01/23/24 17:44	
EPA 6020B	Boron	1.0	mg/L	0.040	01/23/24 17:44	
EPA 6020B	Cadmium	0.00014J	mg/L	0.00050	01/23/24 17:44	
EPA 6020B	Cobalt	0.00058J	mg/L	0.0050	01/23/24 17:44	
EPA 6020B	Molybdenum	0.50	mg/L	0.050	01/24/24 13:24	
SM 2540C-2015	Total Dissolved Solids	368	mg/L	25.0	01/18/24 13:24	
SM 2320B-2011	Alkalinity,Bicarbonate (CaCO3)	111	mg/L	5.0	01/18/24 15:00	
SM 2320B-2011	Alkalinity, Total as CaCO3	111	mg/L	5.0	01/18/24 15:00	
EPA 300.0 Rev 2.1 1993	Chloride	30.8	mg/L	1.0	01/18/24 13:55	
EPA 300.0 Rev 2.1 1993	Fluoride	0.45	mg/L	0.10	01/18/24 13:55	
EPA 300.0 Rev 2.1 1993	Sulfate	128	mg/L	3.0	01/18/24 16:37	
92708801004	**HAM-PT-10**					
EPA 6010D	Iron	0.30	mg/L	0.040	01/23/24 18:21	
EPA 6010D	Manganese	0.63	mg/L	0.040	01/23/24 18:21	
EPA 6010D	Potassium	8.0	mg/L	0.50	01/23/24 18:21	
EPA 6010D	Sodium	9.3	mg/L	1.0	01/23/24 18:21	
EPA 6010D	Calcium	120	mg/L	1.0	01/23/24 18:21	
EPA 6010D	Magnesium	16.1	mg/L	0.050	01/23/24 18:21	
EPA 6020B	Barium	0.062	mg/L	0.0050	01/23/24 17:47	
EPA 6020B	Boron	2.1	mg/L	0.040	01/23/24 17:47	
EPA 6020B	Cobalt	0.0020J	mg/L	0.0050	01/23/24 17:47	
EPA 6020B	Molybdenum	0.097	mg/L	0.010	01/24/24 13:27	
SM 2540C-2015	Total Dissolved Solids	512	mg/L	25.0	01/18/24 13:24	
SM 2320B-2011	Alkalinity,Bicarbonate (CaCO3)	158	mg/L	5.0	01/18/24 15:19	
SM 2320B-2011	Alkalinity, Total as CaCO3	158	mg/L	5.0	01/18/24 15:19	
EPA 300.0 Rev 2.1 1993	Chloride	55.2	mg/L	1.0	01/18/24 14:10	
EPA 300.0 Rev 2.1 1993	Fluoride	0.27	mg/L	0.10	01/18/24 14:10	
EPA 300.0 Rev 2.1 1993	Sulfate	163	mg/L	4.0	01/18/24 16:52	
92708801006	**HAM-AP1-FB-01**					
SM 2540C-2015	Total Dissolved Solids	26.0	mg/L	25.0	01/18/24 13:25	
92708801007	**HAM-AP1-FD-01**					
EPA 6010D	Iron	0.11	mg/L	0.040	01/23/24 18:50	
EPA 6010D	Manganese	0.15	mg/L	0.040	01/23/24 18:50	
EPA 6010D	Potassium	5.0	mg/L	0.50	01/23/24 18:50	
EPA 6010D	Sodium	10.0	mg/L	1.0	01/23/24 18:50	
EPA 6010D	Calcium	57.0	mg/L	1.0	01/23/24 18:50	
EPA 6010D	Magnesium	26.7	mg/L	0.050	01/23/24 18:50	
EPA 6020B	Barium	0.043	mg/L	0.0050	01/23/24 18:10	
EPA 6020B	Boron	1.0	mg/L	0.040	01/23/24 18:10	
EPA 6020B	Cadmium	0.00014J	mg/L	0.00050	01/23/24 18:10	
EPA 6020B	Cobalt	0.00050J	mg/L	0.0050	01/23/24 18:10	
EPA 6020B	Molybdenum	0.50	mg/L	0.050	01/24/24 14:08	
SM 2540C-2015	Total Dissolved Solids	360	mg/L	25.0	01/18/24 13:25	
SM 2320B-2011	Alkalinity,Bicarbonate (CaCO3)	111	mg/L	5.0	01/18/24 15:50	
SM 2320B-2011	Alkalinity, Total as CaCO3	111	mg/L	5.0	01/18/24 15:50	

This report shall not be reproduced, except in full,
without the written consent of Pace Analytical Services, LLC.

Pace Analytical Services, LLC
9800 Kincey Ave. Suite 100
Huntersville, NC 28078
(704)875-9092

SUMMARY OF DETECTION

Project: Hammond AP-1
Pace Project No.: 92708801

Lab Sample ID Method	Client Sample ID Parameters	Result	Units	Report Limit	Analyzed	Qualifiers
92708801007	**HAM-AP1-FD-01**					
EPA 300.0 Rev 2.1 1993	Chloride	30.9	mg/L	1.0	01/18/24 14:25	
EPA 300.0 Rev 2.1 1993	Fluoride	0.46	mg/L	0.10	01/18/24 14:25	
EPA 300.0 Rev 2.1 1993	Sulfate	127	mg/L	3.0	01/18/24 17:07	

This report shall not be reproduced, except in full,
without the written consent of Pace Analytical Services, LLC.

Pace Analytical Services, LLC
9800 Kincey Ave. Suite 100
Huntersville, NC 28078
(704)875-9092

ANALYTICAL RESULTS

Project: Hammond AP-1
Pace Project No.: 92708801

Sample: HAM-PT-07 **Lab ID: 92708801001** Collected: 01/16/24 11:11 Received: 01/17/24 12:15 Matrix: Water

Parameters	Results	Units	Report Limit	MDL	DF	Prepared	Analyzed	CAS No.	Qual
6010D ATL ICP	Analytical Method: EPA 6010D Preparation Method: EPA 3010A								
	Pace Analytical Services - Peachtree Corners, GA								
Iron	**22.8**	mg/L	0.040	0.025	1	01/23/24 10:04	01/23/24 17:52	7439-89-6	
Manganese	**5.0**	mg/L	0.040	0.011	1	01/23/24 10:04	01/23/24 17:52	7439-96-5	
Potassium	**7.1**	mg/L	0.50	0.15	1	01/23/24 10:04	01/23/24 17:52	7440-09-7	
Sodium	**7.4**	mg/L	1.0	0.58	1	01/23/24 10:04	01/23/24 17:52	7440-23-5	
Calcium	**162**	mg/L	1.0	0.12	1	01/23/24 10:04	01/23/24 17:52	7440-70-2	
Magnesium	**23.7**	mg/L	0.050	0.012	1	01/23/24 10:04	01/23/24 17:52	7439-95-4	
6020 MET ICPMS	Analytical Method: EPA 6020B Preparation Method: EPA 3005A								
	Pace Analytical Services - Peachtree Corners, GA								
Antimony	ND	mg/L	0.0030	0.00054	1	01/23/24 10:38	01/23/24 17:25	7440-36-0	
Arsenic	**0.31**	mg/L	0.010	0.00084	1	01/23/24 10:38	01/23/24 17:25	7440-38-2	M1
Barium	**0.080**	mg/L	0.0050	0.00047	1	01/23/24 10:38	01/23/24 17:25	7440-39-3	
Beryllium	**0.00011J**	mg/L	0.00050	0.000094	1	01/23/24 10:38	01/23/24 17:25	7440-41-7	
Boron	**1.1**	mg/L	0.040	0.012	1	01/23/24 10:38	01/23/24 17:25	7440-42-8	M1
Cadmium	ND	mg/L	0.00050	0.00010	1	01/23/24 10:38	01/23/24 17:25	7440-43-9	
Chromium	ND	mg/L	0.0050	0.0019	1	01/23/24 10:38	01/23/24 17:25	7440-47-3	
Cobalt	**0.072**	mg/L	0.0050	0.00032	1	01/23/24 10:38	01/23/24 17:25	7440-48-4	
Lead	ND	mg/L	0.0010	0.00016	1	01/23/24 10:38	01/23/24 17:25	7439-92-1	
Lithium	**0.080**	mg/L	0.030	0.0016	1	01/23/24 10:38	01/23/24 17:25	7439-93-2	
Molybdenum	**0.010**	mg/L	0.010	0.00062	1	01/23/24 10:38	01/24/24 13:09	7439-98-7	
Selenium	ND	mg/L	0.0050	0.00096	1	01/23/24 10:38	01/23/24 17:25	7782-49-2	
Thallium	ND	mg/L	0.0010	0.00038	1	01/23/24 10:38	01/23/24 17:25	7440-28-0	
7470 Mercury	Analytical Method: EPA 7470A Preparation Method: EPA 7470A								
	Pace Analytical Services - Peachtree Corners, GA								
Mercury	ND	mg/L	0.00020	0.00013	1	01/25/24 10:00	01/25/24 12:46	7439-97-6	
2540C Total Dissolved Solids	Analytical Method: SM 2540C-2015								
	Pace Analytical Services - Peachtree Corners, GA								
Total Dissolved Solids	**743**	mg/L	25.0	25.0	1		01/18/24 13:23		
2320B Alkalinity	Analytical Method: SM 2320B-2011								
	Pace Analytical Services - Asheville								
Alkalinity,Bicarbonate (CaCO3)	**131**	mg/L	5.0	5.0	1		01/18/24 14:39		
Alkalinity,Carbonate (CaCO3)	ND	mg/L	5.0	5.0	1		01/18/24 14:39		
Alkalinity, Total as CaCO3	**131**	mg/L	5.0	5.0	1		01/18/24 14:39		
4500S2D Sulfide Water	Analytical Method: SM 4500-S2D-2011								
	Pace Analytical Services - Asheville								
Sulfide	ND	mg/L	0.10	0.022	1		01/23/24 02:06	18496-25-8	
300.0 IC Anions 28 Days	Analytical Method: EPA 300.0 Rev 2.1 1993								
	Pace Analytical Services - Asheville								
Chloride	**23.6**	mg/L	1.0	0.60	1		01/18/24 12:28	16887-00-6	

REPORT OF LABORATORY ANALYSIS

This report shall not be reproduced, except in full,
without the written consent of Pace Analytical Services, LLC.

Pace Analytical Services, LLC
9800 Kincey Ave. Suite 100
Huntersville, NC 28078
(704)875-9092

ANALYTICAL RESULTS

Project: Hammond AP-1
Pace Project No.: 92708801

Sample: HAM-PT-07 **Lab ID: 92708801001** Collected: 01/16/24 11:11 Received: 01/17/24 12:15 Matrix: Water

Parameters	Results	Units	Report Limit	MDL	DF	Prepared	Analyzed	CAS No.	Qual
300.0 IC Anions 28 Days	Analytical Method: EPA 300.0 Rev 2.1 1993 Pace Analytical Services - Asheville								
Fluoride	**0.39**	mg/L	0.10	0.050	1		01/18/24 12:28	16984-48-8	M1
Sulfate	**374**	mg/L	8.0	4.0	8		01/18/24 14:54	14808-79-8	

REPORT OF LABORATORY ANALYSIS

This report shall not be reproduced, except in full,
without the written consent of Pace Analytical Services, LLC.

Pace Analytical Services, LLC
9800 Kincey Ave. Suite 100
Huntersville, NC 28078
(704)875-9092

ANALYTICAL RESULTS

Project: Hammond AP-1
Pace Project No.: 92708801

Sample: HAM-PT-08 **Lab ID: 92708801002** Collected: 01/16/24 12:44 Received: 01/17/24 12:15 Matrix: Water

Parameters	Results	Units	Report Limit	MDL	DF	Prepared	Analyzed	CAS No.	Qual
6010D ATL ICP	Analytical Method: EPA 6010D Preparation Method: EPA 3010A								
	Pace Analytical Services - Peachtree Corners, GA								
Iron	**6.9**	mg/L	0.040	0.025	1	01/23/24 10:04	01/23/24 17:57	7439-89-6	M1
Manganese	**2.7**	mg/L	0.040	0.011	1	01/23/24 10:04	01/23/24 17:57	7439-96-5	
Potassium	**5.9**	mg/L	0.50	0.15	1	01/23/24 10:04	01/23/24 17:57	7440-09-7	M1
Sodium	**7.3**	mg/L	1.0	0.58	1	01/23/24 10:04	01/23/24 17:57	7440-23-5	M1
Calcium	**100**	mg/L	1.0	0.12	1	01/23/24 10:04	01/23/24 17:57	7440-70-2	M1
Magnesium	**13.5**	mg/L	0.050	0.012	1	01/23/24 10:04	01/23/24 17:57	7439-95-4	M1
6020 MET ICPMS	Analytical Method: EPA 6020B Preparation Method: EPA 3005A								
	Pace Analytical Services - Peachtree Corners, GA								
Antimony	**0.00061J**	mg/L	0.0030	0.00054	1	01/23/24 10:38	01/23/24 17:40	7440-36-0	
Arsenic	**0.21**	mg/L	0.010	0.00084	1	01/23/24 10:38	01/23/24 17:40	7440-38-2	
Barium	**0.048**	mg/L	0.0050	0.00047	1	01/23/24 10:38	01/23/24 17:40	7440-39-3	
Beryllium	**0.00010J**	mg/L	0.00050	0.000094	1	01/23/24 10:38	01/23/24 17:40	7440-41-7	
Boron	**0.95**	mg/L	0.040	0.012	1	01/23/24 10:38	01/23/24 17:40	7440-42-8	
Cadmium	ND	mg/L	0.00050	0.00010	1	01/23/24 10:38	01/23/24 17:40	7440-43-9	
Chromium	ND	mg/L	0.0050	0.0019	1	01/23/24 10:38	01/23/24 17:40	7440-47-3	
Cobalt	**0.035**	mg/L	0.0050	0.00032	1	01/23/24 10:38	01/23/24 17:40	7440-48-4	
Lead	ND	mg/L	0.0010	0.00016	1	01/23/24 10:38	01/23/24 17:40	7439-92-1	
Lithium	**0.018J**	mg/L	0.030	0.0016	1	01/23/24 10:38	01/23/24 17:40	7439-93-2	
Molybdenum	**0.028**	mg/L	0.010	0.00062	1	01/23/24 10:38	01/24/24 13:20	7439-98-7	
Selenium	ND	mg/L	0.0050	0.00096	1	01/23/24 10:38	01/23/24 17:40	7782-49-2	
Thallium	ND	mg/L	0.0010	0.00038	1	01/23/24 10:38	01/23/24 17:40	7440-28-0	
7470 Mercury	Analytical Method: EPA 7470A Preparation Method: EPA 7470A								
	Pace Analytical Services - Peachtree Corners, GA								
Mercury	ND	mg/L	0.00020	0.00013	1	01/25/24 10:00	01/25/24 13:18	7439-97-6	
2540C Total Dissolved Solids	Analytical Method: SM 2540C-2015								
	Pace Analytical Services - Peachtree Corners, GA								
Total Dissolved Solids	**494**	mg/L	25.0	25.0	1		01/18/24 13:24		
2320B Alkalinity	Analytical Method: SM 2320B-2011								
	Pace Analytical Services - Asheville								
Alkalinity,Bicarbonate (CaCO3)	**116**	mg/L	5.0	5.0	1		01/18/24 14:50		
Alkalinity,Carbonate (CaCO3)	ND	mg/L	5.0	5.0	1		01/18/24 14:50		
Alkalinity, Total as CaCO3	**116**	mg/L	5.0	5.0	1		01/18/24 14:50		
4500S2D Sulfide Water	Analytical Method: SM 4500-S2D-2011								
	Pace Analytical Services - Asheville								
Sulfide	ND	mg/L	0.10	0.022	1		01/23/24 02:06	18496-25-8	
300.0 IC Anions 28 Days	Analytical Method: EPA 300.0 Rev 2.1 1993								
	Pace Analytical Services - Asheville								
Chloride	**18.9**	mg/L	1.0	0.60	1		01/18/24 13:40	16887-00-6	

This report shall not be reproduced, except in full,
without the written consent of Pace Analytical Services, LLC.

Pace Analytical Services, LLC
9800 Kincey Ave. Suite 100
Huntersville, NC 28078
(704)875-9092

ANALYTICAL RESULTS

Project: Hammond AP-1
Pace Project No.: 92708801

Sample: HAM-PT-08 **Lab ID: 92708801002** Collected: 01/16/24 12:44 Received: 01/17/24 12:15 Matrix: Water

Parameters	Results	Units	Report Limit	MDL	DF	Prepared	Analyzed	CAS No.	Qual
300.0 IC Anions 28 Days	Analytical Method: EPA 300.0 Rev 2.1 1993 Pace Analytical Services - Asheville								
Fluoride	**0.27**	mg/L	0.10	0.050	1		01/18/24 13:40	16984-48-8	
Sulfate	**196**	mg/L	4.0	2.0	4		01/18/24 15:38	14808-79-8	

This report shall not be reproduced, except in full,
without the written consent of Pace Analytical Services, LLC.

Pace Analytical Services, LLC
9800 Kincey Ave. Suite 100
Huntersville, NC 28078
(704)875-9092

ANALYTICAL RESULTS

Project: Hammond AP-1
Pace Project No.: 92708801

Sample: HAM-PT-09 **Lab ID: 92708801003** Collected: 01/16/24 12:35 Received: 01/17/24 12:15 Matrix: Water

Parameters	Results	Units	Report Limit	MDL	DF	Prepared	Analyzed	CAS No.	Qual
6010D ATL ICP	Analytical Method: EPA 6010D Preparation Method: EPA 3010A Pace Analytical Services - Peachtree Corners, GA								
Iron	**0.11**	mg/L	0.040	0.025	1	01/23/24 10:04	01/23/24 18:16	7439-89-6	
Manganese	**0.15**	mg/L	0.040	0.011	1	01/23/24 10:04	01/23/24 18:16	7439-96-5	
Potassium	**5.0**	mg/L	0.50	0.15	1	01/23/24 10:04	01/23/24 18:16	7440-09-7	
Sodium	**9.9**	mg/L	1.0	0.58	1	01/23/24 10:04	01/23/24 18:16	7440-23-5	
Calcium	**55.5**	mg/L	1.0	0.12	1	01/23/24 10:04	01/23/24 18:16	7440-70-2	
Magnesium	**26.1**	mg/L	0.050	0.012	1	01/23/24 10:04	01/23/24 18:16	7439-95-4	
6020 MET ICPMS	Analytical Method: EPA 6020B Preparation Method: EPA 3005A Pace Analytical Services - Peachtree Corners, GA								
Antimony	ND	mg/L	0.0030	0.00054	1	01/23/24 10:38	01/23/24 17:44	7440-36-0	
Arsenic	ND	mg/L	0.010	0.00084	1	01/23/24 10:38	01/23/24 17:44	7440-38-2	
Barium	**0.043**	mg/L	0.0050	0.00047	1	01/23/24 10:38	01/23/24 17:44	7440-39-3	
Beryllium	ND	mg/L	0.00050	0.000094	1	01/23/24 10:38	01/23/24 17:44	7440-41-7	
Boron	**1.0**	mg/L	0.040	0.012	1	01/23/24 10:38	01/23/24 17:44	7440-42-8	
Cadmium	**0.00014J**	mg/L	0.00050	0.00010	1	01/23/24 10:38	01/23/24 17:44	7440-43-9	
Chromium	ND	mg/L	0.0050	0.0019	1	01/23/24 10:38	01/23/24 17:44	7440-47-3	
Cobalt	**0.00058J**	mg/L	0.0050	0.00032	1	01/23/24 10:38	01/23/24 17:44	7440-48-4	
Lead	ND	mg/L	0.0010	0.00016	1	01/23/24 10:38	01/23/24 17:44	7439-92-1	
Lithium	ND	mg/L	0.030	0.0016	1	01/23/24 10:38	01/23/24 17:44	7439-93-2	
Molybdenum	**0.50**	mg/L	0.050	0.0031	5	01/23/24 10:38	01/24/24 13:24	7439-98-7	
Selenium	ND	mg/L	0.0050	0.00096	1	01/23/24 10:38	01/23/24 17:44	7782-49-2	
Thallium	ND	mg/L	0.0010	0.00038	1	01/23/24 10:38	01/23/24 17:44	7440-28-0	
7470 Mercury	Analytical Method: EPA 7470A Preparation Method: EPA 7470A Pace Analytical Services - Peachtree Corners, GA								
Mercury	ND	mg/L	0.00020	0.00013	1	01/25/24 10:00	01/25/24 13:21	7439-97-6	
2540C Total Dissolved Solids	Analytical Method: SM 2540C-2015 Pace Analytical Services - Peachtree Corners, GA								
Total Dissolved Solids	**368**	mg/L	25.0	25.0	1		01/18/24 13:24		
2320B Alkalinity	Analytical Method: SM 2320B-2011 Pace Analytical Services - Asheville								
Alkalinity,Bicarbonate (CaCO3)	**111**	mg/L	5.0	5.0	1		01/18/24 15:00		
Alkalinity,Carbonate (CaCO3)	ND	mg/L	5.0	5.0	1		01/18/24 15:00		
Alkalinity, Total as CaCO3	**111**	mg/L	5.0	5.0	1		01/18/24 15:00		
4500S2D Sulfide Water	Analytical Method: SM 4500-S2D-2011 Pace Analytical Services - Asheville								
Sulfide	ND	mg/L	0.10	0.022	1		01/23/24 02:06	18496-25-8	
300.0 IC Anions 28 Days	Analytical Method: EPA 300.0 Rev 2.1 1993 Pace Analytical Services - Asheville								
Chloride	**30.8**	mg/L	1.0	0.60	1		01/18/24 13:55	16887-00-6	

REPORT OF LABORATORY ANALYSIS

This report shall not be reproduced, except in full,
without the written consent of Pace Analytical Services, LLC.

Pace Analytical Services, LLC
9800 Kincey Ave. Suite 100
Huntersville, NC 28078
(704)875-9092

ANALYTICAL RESULTS

Project: Hammond AP-1
Pace Project No.: 92708801

Sample: HAM-PT-09 **Lab ID: 92708801003** Collected: 01/16/24 12:35 Received: 01/17/24 12:15 Matrix: Water

Parameters	Results	Units	Report Limit	MDL	DF	Prepared	Analyzed	CAS No.	Qual
300.0 IC Anions 28 Days	Analytical Method: EPA 300.0 Rev 2.1 1993 Pace Analytical Services - Asheville								
Fluoride	**0.45**	mg/L	0.10	0.050	1		01/18/24 13:55	16984-48-8	
Sulfate	**128**	mg/L	3.0	1.5	3		01/18/24 16:37	14808-79-8	

This report shall not be reproduced, except in full,
without the written consent of Pace Analytical Services, LLC.

Pace Analytical Services, LLC
9800 Kincey Ave. Suite 100
Huntersville, NC 28078
(704)875-9092

ANALYTICAL RESULTS

Project: Hammond AP-1
Pace Project No.: 92708801

Sample: HAM-PT-10 **Lab ID: 92708801004** Collected: 01/16/24 14:49 Received: 01/17/24 12:15 Matrix: Water

Parameters	Results	Units	Report Limit	MDL	DF	Prepared	Analyzed	CAS No.	Qual
6010D ATL ICP	Analytical Method: EPA 6010D Preparation Method: EPA 3010A Pace Analytical Services - Peachtree Corners, GA								
Iron	**0.30**	mg/L	0.040	0.025	1	01/23/24 10:04	01/23/24 18:21	7439-89-6	
Manganese	**0.63**	mg/L	0.040	0.011	1	01/23/24 10:04	01/23/24 18:21	7439-96-5	
Potassium	**8.0**	mg/L	0.50	0.15	1	01/23/24 10:04	01/23/24 18:21	7440-09-7	
Sodium	**9.3**	mg/L	1.0	0.58	1	01/23/24 10:04	01/23/24 18:21	7440-23-5	
Calcium	**120**	mg/L	1.0	0.12	1	01/23/24 10:04	01/23/24 18:21	7440-70-2	
Magnesium	**16.1**	mg/L	0.050	0.012	1	01/23/24 10:04	01/23/24 18:21	7439-95-4	
6020 MET ICPMS	Analytical Method: EPA 6020B Preparation Method: EPA 3005A Pace Analytical Services - Peachtree Corners, GA								
Antimony	ND	mg/L	0.0030	0.00054	1	01/23/24 10:38	01/23/24 17:47	7440-36-0	
Arsenic	ND	mg/L	0.010	0.00084	1	01/23/24 10:38	01/23/24 17:47	7440-38-2	
Barium	**0.062**	mg/L	0.0050	0.00047	1	01/23/24 10:38	01/23/24 17:47	7440-39-3	
Beryllium	ND	mg/L	0.00050	0.000094	1	01/23/24 10:38	01/23/24 17:47	7440-41-7	
Boron	**2.1**	mg/L	0.040	0.012	1	01/23/24 10:38	01/23/24 17:47	7440-42-8	
Cadmium	ND	mg/L	0.00050	0.00010	1	01/23/24 10:38	01/23/24 17:47	7440-43-9	
Chromium	ND	mg/L	0.0050	0.0019	1	01/23/24 10:38	01/23/24 17:47	7440-47-3	
Cobalt	**0.0020J**	mg/L	0.0050	0.00032	1	01/23/24 10:38	01/23/24 17:47	7440-48-4	
Lead	ND	mg/L	0.0010	0.00016	1	01/23/24 10:38	01/23/24 17:47	7439-92-1	
Lithium	ND	mg/L	0.030	0.0016	1	01/23/24 10:38	01/23/24 17:47	7439-93-2	
Molybdenum	**0.097**	mg/L	0.010	0.00062	1	01/23/24 10:38	01/24/24 13:27	7439-98-7	
Selenium	ND	mg/L	0.0050	0.00096	1	01/23/24 10:38	01/23/24 17:47	7782-49-2	
Thallium	ND	mg/L	0.0010	0.00038	1	01/23/24 10:38	01/23/24 17:47	7440-28-0	
7470 Mercury	Analytical Method: EPA 7470A Preparation Method: EPA 7470A Pace Analytical Services - Peachtree Corners, GA								
Mercury	ND	mg/L	0.00020	0.00013	1	01/25/24 10:00	01/25/24 13:23	7439-97-6	
2540C Total Dissolved Solids	Analytical Method: SM 2540C-2015 Pace Analytical Services - Peachtree Corners, GA								
Total Dissolved Solids	**512**	mg/L	25.0	25.0	1		01/18/24 13:24		
2320B Alkalinity	Analytical Method: SM 2320B-2011 Pace Analytical Services - Asheville								
Alkalinity,Bicarbonate (CaCO3)	**158**	mg/L	5.0	5.0	1		01/18/24 15:19		
Alkalinity,Carbonate (CaCO3)	ND	mg/L	5.0	5.0	1		01/18/24 15:19		
Alkalinity, Total as CaCO3	**158**	mg/L	5.0	5.0	1		01/18/24 15:19		
4500S2D Sulfide Water	Analytical Method: SM 4500-S2D-2011 Pace Analytical Services - Asheville								
Sulfide	ND	mg/L	0.10	0.022	1		01/23/24 02:07	18496-25-8	
300.0 IC Anions 28 Days	Analytical Method: EPA 300.0 Rev 2.1 1993 Pace Analytical Services - Asheville								
Chloride	**55.2**	mg/L	1.0	0.60	1		01/18/24 14:10	16887-00-6	

REPORT OF LABORATORY ANALYSIS

This report shall not be reproduced, except in full,
without the written consent of Pace Analytical Services, LLC.

Pace Analytical Services, LLC
9800 Kincey Ave. Suite 100
Huntersville, NC 28078
(704)875-9092

ANALYTICAL RESULTS

Project: Hammond AP-1
Pace Project No.: 92708801

Sample: HAM-PT-10 **Lab ID: 92708801004** Collected: 01/16/24 14:49 Received: 01/17/24 12:15 Matrix: Water

Parameters	Results	Units	Report Limit	MDL	DF	Prepared	Analyzed	CAS No.	Qual
300.0 IC Anions 28 Days	Analytical Method: EPA 300.0 Rev 2.1 1993 Pace Analytical Services - Asheville								
Fluoride	**0.27**	mg/L	0.10	0.050	1		01/18/24 14:10	16984-48-8	
Sulfate	**163**	mg/L	4.0	2.0	4		01/18/24 16:52	14808-79-8	

This report shall not be reproduced, except in full,
without the written consent of Pace Analytical Services, LLC.

Pace Analytical Services, LLC
9800 Kincey Ave. Suite 100
Huntersville, NC 28078
(704)875-9092

ANALYTICAL RESULTS

Project: Hammond AP-1
Pace Project No.: 92708801

Sample: HAM-AP1-EB-01 **Lab ID: 92708801005** Collected: 01/16/24 15:45 Received: 01/17/24 12:15 Matrix: Water

Parameters	Results	Units	Report Limit	MDL	DF	Prepared	Analyzed	CAS No.	Qual
6010D ATL ICP	Analytical Method: EPA 6010D Preparation Method: EPA 3010A								
	Pace Analytical Services - Peachtree Corners, GA								
Iron	ND	mg/L	0.040	0.025	1	01/23/24 10:04	01/23/24 18:41	7439-89-6	
Manganese	ND	mg/L	0.040	0.011	1	01/23/24 10:04	01/23/24 18:41	7439-96-5	
Potassium	ND	mg/L	0.50	0.15	1	01/23/24 10:04	01/23/24 18:41	7440-09-7	
Sodium	ND	mg/L	1.0	0.58	1	01/23/24 10:04	01/23/24 18:41	7440-23-5	
Calcium	ND	mg/L	1.0	0.12	1	01/23/24 10:04	01/23/24 18:41	7440-70-2	
Magnesium	ND	mg/L	0.050	0.012	1	01/23/24 10:04	01/23/24 18:41	7439-95-4	
6020 MET ICPMS	Analytical Method: EPA 6020B Preparation Method: EPA 3005A								
	Pace Analytical Services - Peachtree Corners, GA								
Antimony	ND	mg/L	0.0030	0.00054	1	01/23/24 10:38	01/23/24 18:02	7440-36-0	
Arsenic	ND	mg/L	0.010	0.00084	1	01/23/24 10:38	01/23/24 18:02	7440-38-2	
Barium	ND	mg/L	0.0050	0.00047	1	01/23/24 10:38	01/23/24 18:02	7440-39-3	
Beryllium	ND	mg/L	0.00050	0.000094	1	01/23/24 10:38	01/23/24 18:02	7440-41-7	
Boron	ND	mg/L	0.040	0.012	1	01/23/24 10:38	01/23/24 18:02	7440-42-8	
Cadmium	ND	mg/L	0.00050	0.00010	1	01/23/24 10:38	01/23/24 18:02	7440-43-9	
Chromium	ND	mg/L	0.0050	0.0019	1	01/23/24 10:38	01/23/24 18:02	7440-47-3	
Cobalt	ND	mg/L	0.0050	0.00032	1	01/23/24 10:38	01/23/24 18:02	7440-48-4	
Lead	ND	mg/L	0.0010	0.00016	1	01/23/24 10:38	01/23/24 18:02	7439-92-1	
Lithium	ND	mg/L	0.030	0.0016	1	01/23/24 10:38	01/23/24 18:02	7439-93-2	
Molybdenum	ND	mg/L	0.010	0.00062	1	01/23/24 10:38	01/24/24 13:31	7439-98-7	
Selenium	ND	mg/L	0.0050	0.00096	1	01/23/24 10:38	01/23/24 18:02	7782-49-2	
Thallium	ND	mg/L	0.0010	0.00038	1	01/23/24 10:38	01/23/24 18:02	7440-28-0	
7470 Mercury	Analytical Method: EPA 7470A Preparation Method: EPA 7470A								
	Pace Analytical Services - Peachtree Corners, GA								
Mercury	ND	mg/L	0.00020	0.00013	1	01/25/24 10:00	01/25/24 13:26	7439-97-6	
2540C Total Dissolved Solids	Analytical Method: SM 2540C-2015								
	Pace Analytical Services - Peachtree Corners, GA								
Total Dissolved Solids	ND	mg/L	25.0	25.0	1		01/18/24 13:25		
2320B Alkalinity	Analytical Method: SM 2320B-2011								
	Pace Analytical Services - Asheville								
Alkalinity,Bicarbonate (CaCO3)	ND	mg/L	5.0	5.0	1		01/18/24 15:30		
Alkalinity,Carbonate (CaCO3)	ND	mg/L	5.0	5.0	1		01/18/24 15:30		
Alkalinity, Total as CaCO3	ND	mg/L	5.0	5.0	1		01/18/24 15:30		
4500S2D Sulfide Water	Analytical Method: SM 4500-S2D-2011								
	Pace Analytical Services - Asheville								
Sulfide	ND	mg/L	0.10	0.022	1		01/23/24 02:07	18496-25-8	
300.0 IC Anions 28 Days	Analytical Method: EPA 300.0 Rev 2.1 1993								
	Pace Analytical Services - Asheville								
Chloride	ND	mg/L	1.0	0.60	1		01/18/24 11:45	16887-00-6	

This report shall not be reproduced, except in full,
without the written consent of Pace Analytical Services, LLC.

Pace Analytical Services, LLC
9800 Kincey Ave. Suite 100
Huntersville, NC 28078
(704)875-9092

ANALYTICAL RESULTS

Project: Hammond AP-1
Pace Project No.: 92708801

Sample: HAM-AP1-EB-01 **Lab ID: 92708801005** Collected: 01/16/24 15:45 Received: 01/17/24 12:15 Matrix: Water

Parameters	Results	Units	Report Limit	MDL	DF	Prepared	Analyzed	CAS No.	Qual
300.0 IC Anions 28 Days	Analytical Method: EPA 300.0 Rev 2.1 1993 Pace Analytical Services - Asheville								
Fluoride	ND	mg/L	0.10	0.050	1		01/18/24 11:45	16984-48-8	
Sulfate	ND	mg/L	1.0	0.50	1		01/18/24 11:45	14808-79-8	

This report shall not be reproduced, except in full,
without the written consent of Pace Analytical Services, LLC.

Pace Analytical Services, LLC
9800 Kincey Ave. Suite 100
Huntersville, NC 28078
(704)875-9092

ANALYTICAL RESULTS

Project: Hammond AP-1
Pace Project No.: 92708801

Sample: HAM-AP1-FB-01 **Lab ID: 92708801006** Collected: 01/16/24 15:40 Received: 01/17/24 12:15 Matrix: Water

Parameters	Results	Units	Report Limit	MDL	DF	Prepared	Analyzed	CAS No.	Qual
6010D ATL ICP	Analytical Method: EPA 6010D Preparation Method: EPA 3010A								
	Pace Analytical Services - Peachtree Corners, GA								
Iron	ND	mg/L	0.040	0.025	1	01/23/24 10:04	01/23/24 18:46	7439-89-6	
Manganese	ND	mg/L	0.040	0.011	1	01/23/24 10:04	01/23/24 18:46	7439-96-5	
Potassium	ND	mg/L	0.50	0.15	1	01/23/24 10:04	01/23/24 18:46	7440-09-7	
Sodium	ND	mg/L	1.0	0.58	1	01/23/24 10:04	01/23/24 18:46	7440-23-5	
Calcium	ND	mg/L	1.0	0.12	1	01/23/24 10:04	01/23/24 18:46	7440-70-2	
Magnesium	ND	mg/L	0.050	0.012	1	01/23/24 10:04	01/23/24 18:46	7439-95-4	
6020 MET ICPMS	Analytical Method: EPA 6020B Preparation Method: EPA 3005A								
	Pace Analytical Services - Peachtree Corners, GA								
Antimony	ND	mg/L	0.0030	0.00054	1	01/23/24 10:38	01/23/24 18:06	7440-36-0	
Arsenic	ND	mg/L	0.010	0.00084	1	01/23/24 10:38	01/23/24 18:06	7440-38-2	
Barium	ND	mg/L	0.0050	0.00047	1	01/23/24 10:38	01/23/24 18:06	7440-39-3	
Beryllium	ND	mg/L	0.00050	0.000094	1	01/23/24 10:38	01/23/24 18:06	7440-41-7	
Boron	ND	mg/L	0.040	0.012	1	01/23/24 10:38	01/23/24 18:06	7440-42-8	
Cadmium	ND	mg/L	0.00050	0.00010	1	01/23/24 10:38	01/23/24 18:06	7440-43-9	
Chromium	ND	mg/L	0.0050	0.0019	1	01/23/24 10:38	01/23/24 18:06	7440-47-3	
Cobalt	ND	mg/L	0.0050	0.00032	1	01/23/24 10:38	01/23/24 18:06	7440-48-4	
Lead	ND	mg/L	0.0010	0.00016	1	01/23/24 10:38	01/23/24 18:06	7439-92-1	
Lithium	ND	mg/L	0.030	0.0016	1	01/23/24 10:38	01/23/24 18:06	7439-93-2	
Molybdenum	ND	mg/L	0.010	0.00062	1	01/23/24 10:38	01/24/24 13:35	7439-98-7	
Selenium	ND	mg/L	0.0050	0.00096	1	01/23/24 10:38	01/23/24 18:06	7782-49-2	
Thallium	ND	mg/L	0.0010	0.00038	1	01/23/24 10:38	01/23/24 18:06	7440-28-0	
7470 Mercury	Analytical Method: EPA 7470A Preparation Method: EPA 7470A								
	Pace Analytical Services - Peachtree Corners, GA								
Mercury	ND	mg/L	0.00020	0.00013	1	01/25/24 10:00	01/25/24 13:29	7439-97-6	
2540C Total Dissolved Solids	Analytical Method: SM 2540C-2015								
	Pace Analytical Services - Peachtree Corners, GA								
Total Dissolved Solids	**26.0**	mg/L	25.0	25.0	1		01/18/24 13:25		
2320B Alkalinity	Analytical Method: SM 2320B-2011								
	Pace Analytical Services - Asheville								
Alkalinity,Bicarbonate (CaCO3)	ND	mg/L	5.0	5.0	1		01/18/24 15:34		
Alkalinity,Carbonate (CaCO3)	ND	mg/L	5.0	5.0	1		01/18/24 15:34		
Alkalinity, Total as CaCO3	ND	mg/L	5.0	5.0	1		01/18/24 15:34		
4500S2D Sulfide Water	Analytical Method: SM 4500-S2D-2011								
	Pace Analytical Services - Asheville								
Sulfide	ND	mg/L	0.10	0.022	1		01/23/24 02:08	18496-25-8	
300.0 IC Anions 28 Days	Analytical Method: EPA 300.0 Rev 2.1 1993								
	Pace Analytical Services - Asheville								
Chloride	ND	mg/L	1.0	0.60	1		01/18/24 12:00	16887-00-6	

This report shall not be reproduced, except in full,
without the written consent of Pace Analytical Services, LLC.

Pace Analytical Services, LLC
9800 Kincey Ave. Suite 100
Huntersville, NC 28078
(704)875-9092

ANALYTICAL RESULTS

Project: Hammond AP-1
Pace Project No.: 92708801

Sample: HAM-AP1-FB-01 **Lab ID: 92708801006** Collected: 01/16/24 15:40 Received: 01/17/24 12:15 Matrix: Water

Parameters	Results	Units	Report Limit	MDL	DF	Prepared	Analyzed	CAS No.	Qual
300.0 IC Anions 28 Days	Analytical Method: EPA 300.0 Rev 2.1 1993 Pace Analytical Services - Asheville								
Fluoride	ND	mg/L	0.10	0.050	1		01/18/24 12:00	16984-48-8	
Sulfate	ND	mg/L	1.0	0.50	1		01/18/24 12:00	14808-79-8	

This report shall not be reproduced, except in full,
without the written consent of Pace Analytical Services, LLC.

Pace Analytical Services, LLC
9800 Kincey Ave. Suite 100
Huntersville, NC 28078
(704)875-9092

ANALYTICAL RESULTS

Project: Hammond AP-1
Pace Project No.: 92708801

Sample: HAM-AP1-FD-01 **Lab ID: 92708801007** Collected: 01/16/24 00:00 Received: 01/17/24 12:15 Matrix: Water

Parameters	Results	Units	Report Limit	MDL	DF	Prepared	Analyzed	CAS No.	Qual
6010D ATL ICP	Analytical Method: EPA 6010D Preparation Method: EPA 3010A								
	Pace Analytical Services - Peachtree Corners, GA								
Iron	**0.11**	mg/L	0.040	0.025	1	01/23/24 10:04	01/23/24 18:50	7439-89-6	
Manganese	**0.15**	mg/L	0.040	0.011	1	01/23/24 10:04	01/23/24 18:50	7439-96-5	
Potassium	**5.0**	mg/L	0.50	0.15	1	01/23/24 10:04	01/23/24 18:50	7440-09-7	
Sodium	**10.0**	mg/L	1.0	0.58	1	01/23/24 10:04	01/23/24 18:50	7440-23-5	
Calcium	**57.0**	mg/L	1.0	0.12	1	01/23/24 10:04	01/23/24 18:50	7440-70-2	
Magnesium	**26.7**	mg/L	0.050	0.012	1	01/23/24 10:04	01/23/24 18:50	7439-95-4	
6020 MET ICPMS	Analytical Method: EPA 6020B Preparation Method: EPA 3005A								
	Pace Analytical Services - Peachtree Corners, GA								
Antimony	ND	mg/L	0.0030	0.00054	1	01/23/24 10:38	01/23/24 18:10	7440-36-0	
Arsenic	ND	mg/L	0.010	0.00084	1	01/23/24 10:38	01/23/24 18:10	7440-38-2	
Barium	**0.043**	mg/L	0.0050	0.00047	1	01/23/24 10:38	01/23/24 18:10	7440-39-3	
Beryllium	ND	mg/L	0.00050	0.000094	1	01/23/24 10:38	01/23/24 18:10	7440-41-7	
Boron	**1.0**	mg/L	0.040	0.012	1	01/23/24 10:38	01/23/24 18:10	7440-42-8	
Cadmium	**0.00014J**	mg/L	0.00050	0.00010	1	01/23/24 10:38	01/23/24 18:10	7440-43-9	
Chromium	ND	mg/L	0.0050	0.0019	1	01/23/24 10:38	01/23/24 18:10	7440-47-3	
Cobalt	**0.00050J**	mg/L	0.0050	0.00032	1	01/23/24 10:38	01/23/24 18:10	7440-48-4	
Lead	ND	mg/L	0.0010	0.00016	1	01/23/24 10:38	01/23/24 18:10	7439-92-1	
Lithium	ND	mg/L	0.030	0.0016	1	01/23/24 10:38	01/23/24 18:10	7439-93-2	
Molybdenum	**0.50**	mg/L	0.050	0.0031	5	01/23/24 10:38	01/24/24 14:08	7439-98-7	
Selenium	ND	mg/L	0.0050	0.00096	1	01/23/24 10:38	01/23/24 18:10	7782-49-2	
Thallium	ND	mg/L	0.0010	0.00038	1	01/23/24 10:38	01/23/24 18:10	7440-28-0	
7470 Mercury	Analytical Method: EPA 7470A Preparation Method: EPA 7470A								
	Pace Analytical Services - Peachtree Corners, GA								
Mercury	ND	mg/L	0.00020	0.00013	1	01/25/24 10:00	01/25/24 13:31	7439-97-6	
2540C Total Dissolved Solids	Analytical Method: SM 2540C-2015								
	Pace Analytical Services - Peachtree Corners, GA								
Total Dissolved Solids	**360**	mg/L	25.0	25.0	1		01/18/24 13:25		
2320B Alkalinity	Analytical Method: SM 2320B-2011								
	Pace Analytical Services - Asheville								
Alkalinity,Bicarbonate (CaCO3)	**111**	mg/L	5.0	5.0	1		01/18/24 15:50		
Alkalinity,Carbonate (CaCO3)	ND	mg/L	5.0	5.0	1		01/18/24 15:50		
Alkalinity, Total as CaCO3	**111**	mg/L	5.0	5.0	1		01/18/24 15:50		
4500S2D Sulfide Water	Analytical Method: SM 4500-S2D-2011								
	Pace Analytical Services - Asheville								
Sulfide	ND	mg/L	0.10	0.022	1		01/23/24 02:08	18496-25-8	
300.0 IC Anions 28 Days	Analytical Method: EPA 300.0 Rev 2.1 1993								
	Pace Analytical Services - Asheville								
Chloride	**30.9**	mg/L	1.0	0.60	1		01/18/24 14:25	16887-00-6	

REPORT OF LABORATORY ANALYSIS

This report shall not be reproduced, except in full,
without the written consent of Pace Analytical Services, LLC.

Pace Analytical Services, LLC
9800 Kincey Ave. Suite 100
Huntersville, NC 28078
(704)875-9092

ANALYTICAL RESULTS

Project: Hammond AP-1
Pace Project No.: 92708801

Sample: HAM-AP1-FD-01 **Lab ID: 92708801007** Collected: 01/16/24 00:00 Received: 01/17/24 12:15 Matrix: Water

Parameters	Results	Units	Report Limit	MDL	DF	Prepared	Analyzed	CAS No.	Qual
300.0 IC Anions 28 Days	Analytical Method: EPA 300.0 Rev 2.1 1993 Pace Analytical Services - Asheville								
Fluoride	**0.46**	mg/L	0.10	0.050	1		01/18/24 14:25	16984-48-8	
Sulfate	**127**	mg/L	3.0	1.5	3		01/18/24 17:07	14808-79-8	

This report shall not be reproduced, except in full,
without the written consent of Pace Analytical Services, LLC.

Pace Analytical Services, LLC
9800 Kincey Ave. Suite 100
Huntersville, NC 28078
(704)875-9092

QUALITY CONTROL DATA

Project: Hammond AP-1
Pace Project No.: 92708801

QC Batch: 826977
QC Batch Method: EPA 3010A
Analysis Method: EPA 6010D
Analysis Description: 6010D ATL
Laboratory: Pace Analytical Services - Peachtree Corners, GA
Associated Lab Samples: 92708801001, 92708801002, 92708801003, 92708801004, 92708801005, 92708801006, 92708801007

METHOD BLANK: 4276233
Matrix: Water
Associated Lab Samples: 92708801001, 92708801002, 92708801003, 92708801004, 92708801005, 92708801006, 92708801007

Parameter	Units	Blank Result	Reporting Limit	MDL	Analyzed	Qualifiers
Calcium	mg/L	ND	1.0	0.12	01/23/24 17:38	
Iron	mg/L	ND	0.040	0.025	01/23/24 17:38	
Magnesium	mg/L	ND	0.050	0.012	01/23/24 17:38	
Manganese	mg/L	ND	0.040	0.011	01/23/24 17:38	
Potassium	mg/L	ND	0.50	0.15	01/23/24 17:38	
Sodium	mg/L	ND	1.0	0.58	01/23/24 17:38	

LABORATORY CONTROL SAMPLE: 4276234

Parameter	Units	Spike Conc.	LCS Result	LCS % Rec	% Rec Limits	Qualifiers
Calcium	mg/L	1	0.97J	97	80-120	
Iron	mg/L	1	0.99	99	80-120	
Magnesium	mg/L	1	1.0	100	80-120	
Manganese	mg/L	1	0.95	95	80-120	
Potassium	mg/L	1	1.2	117	80-120	
Sodium	mg/L	1	1.0	101	80-120	

MATRIX SPIKE & MATRIX SPIKE DUPLICATE: 4276235 4276236

Parameter	Units	92708801002 Result	MS Spike Conc.	MSD Spike Conc.	MS Result	MSD Result	MS % Rec	MSD % Rec	% Rec Limits	RPD	Max RPD	Qual
Calcium	mg/L	100	1	1	95.6	99.0	-468	-123	75-125	4	20	M1
Iron	mg/L	6.9	1	1	7.5	7.7	62	86	75-125	3	20	M1
Magnesium	mg/L	13.5	1	1	13.7	14.2	22	76	75-125	4	20	M1
Manganese	mg/L	2.7	1	1	3.5	3.6	79	89	75-125	3	20	
Potassium	mg/L	5.9	1	1	6.5	6.7	63	88	75-125	4	20	M1
Sodium	mg/L	7.3	1	1	8.1	8.3	70	97	75-125	3	20	M1

Results presented on this page are in the units indicated by the "Units" column except where an alternate unit is presented to the right of the result.

This report shall not be reproduced, except in full,
without the written consent of Pace Analytical Services, LLC.

Pace Analytical Services, LLC
9800 Kincey Ave. Suite 100
Huntersville, NC 28078
(704)875-9092

QUALITY CONTROL DATA

Project: Hammond AP-1
Pace Project No.: 92708801

QC Batch: 826981
QC Batch Method: EPA 3005A
Analysis Method: EPA 6020B
Analysis Description: 6020 MET
Laboratory: Pace Analytical Services - Peachtree Corners, GA
Associated Lab Samples: 92708801001, 92708801002, 92708801003, 92708801004, 92708801005, 92708801006, 92708801007

METHOD BLANK: 4276259
Matrix: Water
Associated Lab Samples: 92708801001, 92708801002, 92708801003, 92708801004, 92708801005, 92708801006, 92708801007

Parameter	Units	Blank Result	Reporting Limit	MDL	Analyzed	Qualifiers
Antimony	mg/L	ND	0.0030	0.00054	01/23/24 17:18	
Arsenic	mg/L	ND	0.010	0.00084	01/23/24 17:18	
Barium	mg/L	ND	0.0050	0.00047	01/23/24 17:18	
Beryllium	mg/L	ND	0.00050	0.000094	01/23/24 17:18	
Boron	mg/L	ND	0.040	0.012	01/23/24 17:18	
Cadmium	mg/L	ND	0.00050	0.00010	01/23/24 17:18	
Chromium	mg/L	ND	0.0050	0.0019	01/23/24 17:18	
Cobalt	mg/L	ND	0.0050	0.00032	01/23/24 17:18	
Lead	mg/L	ND	0.0010	0.00016	01/23/24 17:18	
Lithium	mg/L	ND	0.030	0.0016	01/23/24 17:18	
Molybdenum	mg/L	ND	0.010	0.00062	01/24/24 13:01	
Selenium	mg/L	ND	0.0050	0.00096	01/23/24 17:18	
Thallium	mg/L	ND	0.0010	0.00038	01/23/24 17:18	

LABORATORY CONTROL SAMPLE: 4276260

Parameter	Units	Spike Conc.	LCS Result	LCS % Rec	% Rec Limits	Qualifiers
Antimony	mg/L	0.1	0.094	94	80-120	
Arsenic	mg/L	0.1	0.098	98	80-120	
Barium	mg/L	0.1	0.098	98	80-120	
Beryllium	mg/L	0.1	0.11	107	80-120	
Boron	mg/L	1	1.1	108	80-120	
Cadmium	mg/L	0.1	0.10	100	80-120	
Chromium	mg/L	0.1	0.096	96	80-120	
Cobalt	mg/L	0.1	0.097	97	80-120	
Lead	mg/L	0.1	0.10	102	80-120	
Lithium	mg/L	0.1	0.11	106	80-120	
Molybdenum	mg/L	0.1	0.10	100	80-120	
Selenium	mg/L	0.1	0.10	101	80-120	
Thallium	mg/L	0.1	0.10	101	80-120	

MATRIX SPIKE & MATRIX SPIKE DUPLICATE: 4276261 4276262

Parameter	Units	92708801001 Result	MS Spike Conc.	MSD Spike Conc.	MS Result	MSD Result	MS % Rec	MSD % Rec	% Rec Limits	RPD	Max RPD	Qual
Antimony	mg/L	ND	0.1	0.1	0.10	0.098	99	97	75-125	2	20	
Arsenic	mg/L	0.31	0.1	0.1	0.41	0.38	92	69	75-125	6	20	M1

Results presented on this page are in the units indicated by the "Units" column except where an alternate unit is presented to the right of the result.

REPORT OF LABORATORY ANALYSIS

This report shall not be reproduced, except in full,
without the written consent of Pace Analytical Services, LLC.

Pace Analytical Services, LLC
9800 Kincey Ave. Suite 100
Huntersville, NC 28078
(704)875-9092

QUALITY CONTROL DATA

Project: Hammond AP-1
Pace Project No.: 92708801

MATRIX SPIKE & MATRIX SPIKE DUPLICATE: 4276261 4276262

Parameter	Units	92708801001 Result	MS Spike Conc.	MSD Spike Conc.	MS Result	MSD Result	MS % Rec	MSD % Rec	% Rec Limits	RPD	Max RPD	Qual
Barium	mg/L	0.080	0.1	0.1	0.18	0.17	97	88	75-125	5	20	
Beryllium	mg/L	0.00011J	0.1	0.1	0.090	0.085	90	84	75-125	6	20	
Boron	mg/L	1.1	1	1	1.9	1.8	84	72	75-125	6	20	M1
Cadmium	mg/L	ND	0.1	0.1	0.10	0.097	102	97	75-125	6	20	
Chromium	mg/L	ND	0.1	0.1	0.095	0.093	94	92	75-125	3	20	
Cobalt	mg/L	0.072	0.1	0.1	0.17	0.16	96	86	75-125	7	20	
Lead	mg/L	ND	0.1	0.1	0.093	0.090	93	90	75-125	3	20	
Lithium	mg/L	0.080	0.1	0.1	0.17	0.16	88	78	75-125	6	20	
Molybdenum	mg/L	0.010	0.1	0.1	0.11	ND	100	-10	75-125		20	
Selenium	mg/L	ND	0.1	0.1	0.098	0.096	97	96	75-125	1	20	
Thallium	mg/L	ND	0.1	0.1	0.094	0.091	94	91	75-125	3	20	

Results presented on this page are in the units indicated by the "Units" column except where an alternate unit is presented to the right of the result.

This report shall not be reproduced, except in full,
without the written consent of Pace Analytical Services, LLC.

Pace Analytical Services, LLC
9800 Kincey Ave. Suite 100
Huntersville, NC 28078
(704)875-9092

QUALITY CONTROL DATA

Project: Hammond AP-1
Pace Project No.: 92708801

QC Batch: 827718
QC Batch Method: EPA 7470A
Analysis Method: EPA 7470A
Analysis Description: 7470 Mercury
Laboratory: Pace Analytical Services - Peachtree Corners, GA
Associated Lab Samples: 92708801001, 92708801002, 92708801003, 92708801004, 92708801005, 92708801006, 92708801007

METHOD BLANK: 4279534
Matrix: Water
Associated Lab Samples: 92708801001, 92708801002, 92708801003, 92708801004, 92708801005, 92708801006, 92708801007

Parameter	Units	Blank Result	Reporting Limit	MDL	Analyzed	Qualifiers
Mercury	mg/L	ND	0.00020	0.00013	01/25/24 12:15	

LABORATORY CONTROL SAMPLE: 4279535

Parameter	Units	Spike Conc.	LCS Result	LCS % Rec	% Rec Limits	Qualifiers
Mercury	mg/L	0.0025	0.0026	106	80-120	

MATRIX SPIKE & MATRIX SPIKE DUPLICATE: 4279536 4279537

Parameter	Units	92708377007 Result	MS Spike Conc.	MSD Spike Conc.	MS Result	MSD Result	MS % Rec	MSD % Rec	% Rec Limits	RPD	Max RPD	Qual
Mercury	mg/L	ND	0.0025	0.0025	0.0026	0.0027	104	108	75-125	3	20	

Results presented on this page are in the units indicated by the "Units" column except where an alternate unit is presented to the right of the result.

This report shall not be reproduced, except in full,
without the written consent of Pace Analytical Services, LLC.

Pace Analytical Services, LLC
9800 Kincey Ave. Suite 100
Huntersville, NC 28078
(704)875-9092

QUALITY CONTROL DATA

Project: Hammond AP-1
Pace Project No.: 92708801

QC Batch: 826252
QC Batch Method: SM 2540C-2015
Analysis Method: SM 2540C-2015
Analysis Description: 2540C Total Dissolved Solids
Laboratory: Pace Analytical Services - Peachtree Corners, GA
Associated Lab Samples: 92708801001, 92708801002, 92708801003, 92708801004, 92708801005, 92708801006, 92708801007

METHOD BLANK: 4272612
Matrix: Water
Associated Lab Samples: 92708801001, 92708801002, 92708801003, 92708801004, 92708801005, 92708801006, 92708801007

Parameter	Units	Blank Result	Reporting Limit	MDL	Analyzed	Qualifiers
Total Dissolved Solids	mg/L	ND	25.0	25.0	01/18/24 13:20	

LABORATORY CONTROL SAMPLE: 4272613

Parameter	Units	Spike Conc.	LCS Result	LCS % Rec	% Rec Limits	Qualifiers
Total Dissolved Solids	mg/L	400	407	102	80-120	

SAMPLE DUPLICATE: 4272614

Parameter	Units	92708549001 Result	Dup Result	RPD	Max RPD	Qualifiers
Total Dissolved Solids	mg/L	300	455	41	10	D6

SAMPLE DUPLICATE: 4272615

Parameter	Units	92708801007 Result	Dup Result	RPD	Max RPD	Qualifiers
Total Dissolved Solids	mg/L	360	388	7	10	

Results presented on this page are in the units indicated by the "Units" column except where an alternate unit is presented to the right of the result.

This report shall not be reproduced, except in full,
without the written consent of Pace Analytical Services, LLC.

Pace Analytical Services, LLC
9800 Kincey Ave. Suite 100
Huntersville, NC 28078
(704)875-9092

QUALITY CONTROL DATA

Project: Hammond AP-1
Pace Project No.: 92708801

QC Batch: 826210
QC Batch Method: SM 2320B-2011
Analysis Method: SM 2320B-2011
Analysis Description: 2320B Alkalinity
Laboratory: Pace Analytical Services - Asheville
Associated Lab Samples: 92708801001, 92708801002, 92708801003, 92708801004, 92708801005, 92708801006, 92708801007

METHOD BLANK: 4272455 Matrix: Water
Associated Lab Samples: 92708801001, 92708801002, 92708801003, 92708801004, 92708801005, 92708801006, 92708801007

Parameter	Units	Blank Result	Reporting Limit	MDL	Analyzed	Qualifiers
Alkalinity, Total as CaCO3	mg/L	ND	5.0	5.0	01/18/24 13:47	
Alkalinity,Bicarbonate (CaCO3)	mg/L	ND	5.0	5.0	01/18/24 13:47	
Alkalinity,Carbonate (CaCO3)	mg/L	ND	5.0	5.0	01/18/24 13:47	

LABORATORY CONTROL SAMPLE: 4272456

Parameter	Units	Spike Conc.	LCS Result	LCS % Rec	% Rec Limits	Qualifiers
Alkalinity, Total as CaCO3	mg/L	50	49.9	100	80-120	

LABORATORY CONTROL SAMPLE: 4272457

Parameter	Units	Spike Conc.	LCS Result	LCS % Rec	% Rec Limits	Qualifiers
Alkalinity, Total as CaCO3	mg/L	50	51.1	102	80-120	

MATRIX SPIKE & MATRIX SPIKE DUPLICATE: 4272458 4272459

Parameter	Units	92708801006 Result	MS Spike Conc.	MSD Spike Conc.	MS Result	MSD Result	MS % Rec	MSD % Rec	% Rec Limits	RPD	Max RPD	Qual
Alkalinity, Total as CaCO3	mg/L	ND	50	50	50.5	50.6	101	101	80-120	0	25	

MATRIX SPIKE & MATRIX SPIKE DUPLICATE: 4272460 4272461

Parameter	Units	92708801007 Result	MS Spike Conc.	MSD Spike Conc.	MS Result	MSD Result	MS % Rec	MSD % Rec	% Rec Limits	RPD	Max RPD	Qual
Alkalinity, Total as CaCO3	mg/L	111	50	50	161	163	99	103	80-120	1	25	

Results presented on this page are in the units indicated by the "Units" column except where an alternate unit is presented to the right of the result.

REPORT OF LABORATORY ANALYSIS

This report shall not be reproduced, except in full,
without the written consent of Pace Analytical Services, LLC.

Pace Analytical Services, LLC
9800 Kincey Ave. Suite 100
Huntersville, NC 28078
(704)875-9092

QUALITY CONTROL DATA

Project: Hammond AP-1
Pace Project No.: 92708801

QC Batch: 827060
QC Batch Method: SM 4500-S2D-2011
Analysis Method: SM 4500-S2D-2011
Analysis Description: 4500S2D Sulfide Water
Laboratory: Pace Analytical Services - Asheville
Associated Lab Samples: 92708801001, 92708801002, 92708801003, 92708801004, 92708801005, 92708801006, 92708801007

METHOD BLANK: 4276548
Matrix: Water
Associated Lab Samples: 92708801001, 92708801002, 92708801003, 92708801004, 92708801005, 92708801006, 92708801007

Parameter	Units	Blank Result	Reporting Limit	MDL	Analyzed	Qualifiers
Sulfide	mg/L	ND	0.10	0.022	01/23/24 02:04	

LABORATORY CONTROL SAMPLE: 4276549

Parameter	Units	Spike Conc.	LCS Result	LCS % Rec	% Rec Limits	Qualifiers
Sulfide	mg/L	0.5	0.51	102	80-120	

MATRIX SPIKE & MATRIX SPIKE DUPLICATE: 4276552 4276553

Parameter	Units	92708825008 Result	MS Spike Conc.	MSD Spike Conc.	MS Result	MSD Result	MS % Rec	MSD % Rec	% Rec Limits	RPD	Max RPD	Qual
Sulfide	mg/L	ND	0.5	0.5	0.50	0.51	100	102	80-120	1	10	

MATRIX SPIKE & MATRIX SPIKE DUPLICATE: 4276587 4276588

Parameter	Units	92708825004 Result	MS Spike Conc.	MSD Spike Conc.	MS Result	MSD Result	MS % Rec	MSD % Rec	% Rec Limits	RPD	Max RPD	Qual
Sulfide	mg/L	ND	0.5	0.5	0.55	0.48	109	96	80-120	13	10	R1

Results presented on this page are in the units indicated by the "Units" column except where an alternate unit is presented to the right of the result.

This report shall not be reproduced, except in full,
without the written consent of Pace Analytical Services, LLC.

Pace Analytical Services, LLC
9800 Kincey Ave. Suite 100
Huntersville, NC 28078
(704)875-9092

QUALITY CONTROL DATA

Project: Hammond AP-1
Pace Project No.: 92708801

QC Batch: 826195
QC Batch Method: EPA 300.0 Rev 2.1 1993
Analysis Method: EPA 300.0 Rev 2.1 1993
Analysis Description: 300.0 IC Anions
Laboratory: Pace Analytical Services - Asheville
Associated Lab Samples: 92708801001, 92708801002, 92708801003, 92708801004, 92708801005, 92708801006, 92708801007

METHOD BLANK: 4272430 Matrix: Water
Associated Lab Samples: 92708801001, 92708801002, 92708801003, 92708801004, 92708801005, 92708801006, 92708801007

Parameter	Units	Blank Result	Reporting Limit	MDL	Analyzed	Qualifiers
Chloride	mg/L	ND	1.0	0.60	01/18/24 11:16	
Fluoride	mg/L	ND	0.10	0.050	01/18/24 11:16	
Sulfate	mg/L	ND	1.0	0.50	01/18/24 11:16	

LABORATORY CONTROL SAMPLE: 4272431

Parameter	Units	Spike Conc.	LCS Result	LCS % Rec	% Rec Limits	Qualifiers
Chloride	mg/L	50	49.5	99	90-110	
Fluoride	mg/L	2.5	2.5	99	90-110	
Sulfate	mg/L	50	49.3	99	90-110	

MATRIX SPIKE & MATRIX SPIKE DUPLICATE: 4272434 4272435

Parameter	Units	92708801001 Result	MS Spike Conc.	MSD Spike Conc.	MS Result	MSD Result	MS % Rec	MSD % Rec	% Rec Limits	RPD	Max RPD	Qual
Chloride	mg/L	23.6	50	50	73.1	74.2	99	101	90-110	1	10	
Fluoride	mg/L	0.39	2.5	2.5	3.6	3.6	127	128	90-110	1	10	M1
Sulfate	mg/L	374	50	50	420	423	90	98	90-110	1	10	

Results presented on this page are in the units indicated by the "Units" column except where an alternate unit is presented to the right of the result.

This report shall not be reproduced, except in full,
without the written consent of Pace Analytical Services, LLC.

Pace Analytical Services, LLC
9800 Kincey Ave. Suite 100
Huntersville, NC 28078
(704)875-9092

QUALIFIERS

Project: Hammond AP-1
Pace Project No.: 92708801

DEFINITIONS

DF - Dilution Factor, if reported, represents the factor applied to the reported data due to dilution of the sample aliquot.

ND - Not Detected at or above adjusted reporting limit.

TNTC - Too Numerous To Count

J - Estimated concentration above the adjusted method detection limit and below the adjusted reporting limit.

MDL - Adjusted Method Detection Limit.

PQL - Practical Quantitation Limit.

RL - Reporting Limit - The lowest concentration value that meets project requirements for quantitative data with known precision and bias for a specific analyte in a specific matrix.

S - Surrogate

1,2-Diphenylhydrazine decomposes to and cannot be separated from Azobenzene using Method 8270. The result for each analyte is a combined concentration.

Consistent with EPA guidelines, unrounded data are displayed and have been used to calculate % recovery and RPD values.

LCS(D) - Laboratory Control Sample (Duplicate)

MS(D) - Matrix Spike (Duplicate)

DUP - Sample Duplicate

RPD - Relative Percent Difference

NC - Not Calculable.

SG - Silica Gel - Clean-Up

U - Indicates the compound was analyzed for, but not detected.

Acid preservation may not be appropriate for 2 Chloroethylvinyl ether.

A separate vial preserved to a pH of 4-5 is recommended in SW846 Chapter 4 for the analysis of Acrolein and Acrylonitrile by EPA Method 8260.

N-Nitrosodiphenylamine decomposes and cannot be separated from Diphenylamine using Method 8270. The result reported for each analyte is a combined concentration.

Reported results are not rounded until the final step prior to reporting. Therefore, calculated parameters that are typically reported as "Total" may vary slightly from the sum of the reported component parameters.

Pace Analytical is TNI accredited. Contact your Pace PM for the current list of accredited analytes.

TNI - The NELAC Institute.

ANALYTE QUALIFIERS

D6	The precision between the sample and sample duplicate exceeded laboratory control limits.
M1	Matrix spike recovery exceeded QC limits. Batch accepted based on laboratory control sample (LCS) recovery.
R1	RPD value was outside control limits.

This report shall not be reproduced, except in full,
without the written consent of Pace Analytical Services, LLC.

Pace Analytical Services, LLC
9800 Kincey Ave. Suite 100
Huntersville, NC 28078
(704)875-9092

QUALITY CONTROL DATA CROSS REFERENCE TABLE

Project: Hammond AP-1
Pace Project No.: 92708801

Lab ID	Sample ID	QC Batch Method	QC Batch	Analytical Method	Analytical Batch
92708801001	**HAM-PT-07**	EPA 3010A	826977	EPA 6010D	827187
92708801002	**HAM-PT-08**	EPA 3010A	826977	EPA 6010D	827187
92708801003	**HAM-PT-09**	EPA 3010A	826977	EPA 6010D	827187
92708801004	**HAM-PT-10**	EPA 3010A	826977	EPA 6010D	827187
92708801005	**HAM-AP1-EB-01**	EPA 3010A	826977	EPA 6010D	827187
92708801006	**HAM-AP1-FB-01**	EPA 3010A	826977	EPA 6010D	827187
92708801007	**HAM-AP1-FD-01**	EPA 3010A	826977	EPA 6010D	827187
92708801001	**HAM-PT-07**	EPA 3005A	826981	EPA 6020B	827247
92708801002	**HAM-PT-08**	EPA 3005A	826981	EPA 6020B	827247
92708801003	**HAM-PT-09**	EPA 3005A	826981	EPA 6020B	827247
92708801004	**HAM-PT-10**	EPA 3005A	826981	EPA 6020B	827247
92708801005	**HAM-AP1-EB-01**	EPA 3005A	826981	EPA 6020B	827247
92708801006	**HAM-AP1-FB-01**	EPA 3005A	826981	EPA 6020B	827247
92708801007	**HAM-AP1-FD-01**	EPA 3005A	826981	EPA 6020B	827247
92708801001	**HAM-PT-07**	EPA 7470A	827718	EPA 7470A	827759
92708801002	**HAM-PT-08**	EPA 7470A	827718	EPA 7470A	827759
92708801003	**HAM-PT-09**	EPA 7470A	827718	EPA 7470A	827759
92708801004	**HAM-PT-10**	EPA 7470A	827718	EPA 7470A	827759
92708801005	**HAM-AP1-EB-01**	EPA 7470A	827718	EPA 7470A	827759
92708801006	**HAM-AP1-FB-01**	EPA 7470A	827718	EPA 7470A	827759
92708801007	**HAM-AP1-FD-01**	EPA 7470A	827718	EPA 7470A	827759
92708801001	**HAM-PT-07**	SM 2540C-2015	826252		
92708801002	**HAM-PT-08**	SM 2540C-2015	826252		
92708801003	**HAM-PT-09**	SM 2540C-2015	826252		
92708801004	**HAM-PT-10**	SM 2540C-2015	826252		
92708801005	**HAM-AP1-EB-01**	SM 2540C-2015	826252		
92708801006	**HAM-AP1-FB-01**	SM 2540C-2015	826252		
92708801007	**HAM-AP1-FD-01**	SM 2540C-2015	826252		
92708801001	**HAM-PT-07**	SM 2320B-2011	826210		
92708801002	**HAM-PT-08**	SM 2320B-2011	826210		
92708801003	**HAM-PT-09**	SM 2320B-2011	826210		
92708801004	**HAM-PT-10**	SM 2320B-2011	826210		
92708801005	**HAM-AP1-EB-01**	SM 2320B-2011	826210		
92708801006	**HAM-AP1-FB-01**	SM 2320B-2011	826210		
92708801007	**HAM-AP1-FD-01**	SM 2320B-2011	826210		
92708801001	**HAM-PT-07**	SM 4500-S2D-2011	827060		
92708801002	**HAM-PT-08**	SM 4500-S2D-2011	827060		
92708801003	**HAM-PT-09**	SM 4500-S2D-2011	827060		
92708801004	**HAM-PT-10**	SM 4500-S2D-2011	827060		
92708801005	**HAM-AP1-EB-01**	SM 4500-S2D-2011	827060		
92708801006	**HAM-AP1-FB-01**	SM 4500-S2D-2011	827060		
92708801007	**HAM-AP1-FD-01**	SM 4500-S2D-2011	827060		
92708801001	**HAM-PT-07**	EPA 300.0 Rev 2.1 1993	826195		
92708801002	**HAM-PT-08**	EPA 300.0 Rev 2.1 1993	826195		
92708801003	**HAM-PT-09**	EPA 300.0 Rev 2.1 1993	826195		
92708801004	**HAM-PT-10**	EPA 300.0 Rev 2.1 1993	826195		

This report shall not be reproduced, except in full,
without the written consent of Pace Analytical Services, LLC.

Pace Analytical Services, LLC
9800 Kincey Ave. Suite 100
Huntersville, NC 28078
(704)875-9092

QUALITY CONTROL DATA CROSS REFERENCE TABLE

Project: Hammond AP-1
Pace Project No.: 92708801

Lab ID	Sample ID	QC Batch Method	QC Batch	Analytical Method	Analytical Batch
92708801005	**HAM-AP1-EB-01**	EPA 300.0 Rev 2.1 1993	826195		
92708801006	**HAM-AP1-FB-01**	EPA 300.0 Rev 2.1 1993	826195		
92708801007	**HAM-AP1-FD-01**	EPA 300.0 Rev 2.1 1993	826195		

This report shall not be reproduced, except in full,
without the written consent of Pace Analytical Services, LLC.

Pace ANALYTICAL SERVICES

DC#_Title: ENV-FRM-HUN1-0083 v03_Sample Condition Upon Receipt

Effective Date: 11/29/2023

Laboratory receiving samples:

Asheville ☐ Eden ☐ Greenwood ☐ Huntersville ☐ Raleigh ☐ Mechanicsville ☐ Atlanta ☑ Kernersville ☐

Sample Condition Upon Receipt

Client Name: GA Power

Project #: WO# : 92708801

92708801

Courier: ☐ Fed Ex ☐ UPS ☐ USPS ☐ Client ☐ Commercial ☑ Pace ☐ Other:____

Custody Seal Present? ☐ Yes ☑ No **Seals Intact?** ☐ Yes ☐ No ☑ N/A

Date/Initials Person Examining Contents: 1/17/24 CDM

Packing Material: ☐ Bubble Wrap ☐ Bubble Bags ☑ None ☐ Other

Biological Tissue Frozen? ☐ Yes ☐ No ☑ N/A

Thermometer: ☑ IR Gun ID: 083

Type of Ice: ☑ Wet ☐ Blue ☐ None

Cooler Temp: 0.2 **Correction Factor:** Add/Subtract (°C) 0.0

Temp should be above freezing to 6°C

☐ Samples out of temp criteria. Samples on ice, cooling process has begun

Cooler Temp Corrected (°C): 0.2

USDA Regulated Soil (☐ N/A, water sample)

Did samples originate in a quarantine zone within the United States: CA, NY, or SC (check maps)? ☐ Yes ☐ No

Did samples originate from a foreign source (internationally, including Hawaii and Puerto Rico)? ☐ Yes ☐ No

				Comments/Discrepancy:
Chain of Custody Present?	☑ Yes	☐ No	☐ N/A	1.
Samples Arrived within Hold Time?	☑ Yes	☐ No	☐ N/A	2.
Short Hold Time Analysis (<72 hr.)?	☐ Yes	☑ No	☐ N/A	3.
Rush Turn Around Time Requested?	☐ Yes	☑ No	☐ N/A	4.
Sufficient Volume?	☑ Yes	☐ No	☐ N/A	5.
Correct Containers Used?	☑ Yes	☐ No	☐ N/A	6.
-Pace Containers Used?	☑ Yes	☐ No	☐ N/A	
Containers Intact?	☑ Yes	☐ No	☐ N/A	7.
Dissolved analysis: Samples Field Filtered?	☐ Yes	☐ No	☑ N/A	8.
Sample Labels Match COC?	☑ Yes	☐ No	☐ N/A	9.
-Includes Date/Time/ID/Analysis Matrix: W				
Headspace in VOA Vials (>5-6mm)?	☐ Yes	☐ No	☑ N/A	10.
Trip Blank Present?	☐ Yes	☐ No	☑ N/A	11.
Trip Blank Custody Seals Present?	☐ Yes	☐ No	☑ N/A	

COMMENTS/SAMPLE DISCREPANCY

Field Data Required? ☐ Yes ☐ No

Lot ID of split containers:

CLIENT NOTIFICATION/RESOLUTION

Person contacted: _____ **Date/Time:** _____

Project Manager SCURF Review: _____ **Date:** _____

Project Manager SRF Review: _____ **Date:** _____

Pace ANALYTICAL SERVICES

DC#_Title: ENV-FRM-HUN1-0083 v03_Sample Condition Upon Receipt

Effective Date: 11/29/2023

***Check mark top half of box if pH and/or dechlorination is verified and within the acceptance range for preservation samples.**

Exceptions: VOA, Coliform, TOC, Oil and Grease, DRO/8015 (water) DOC, LLHg

****Bottom half of box is to list number of bottles**

*****Check all unpreserved Nitrates for chlorine**

Project # **WO#: 92708801**

PM: BV Due Date: 01/31/24

CLIENT: 92- GP-HAM

Item#	BP4U-125 mL Plastic Unpreserved (N/A) (Cl-)	BP3U-250 mL Plastic Unpreserved (N/A)	BP2U-500 mL Plastic Unpreserved (N/A)	BP1U-1 liter Plastic Unpreserved (N/A)	BP4S-125 mL Plastic H2SO4 (pH < 2) (Cl-)	BP3N-250 mL plastic HNO3 (pH < 2)	BP4Z-125 mL Plastic ZN Acetate & NaOH (>9)	BP4B-125 mL Plastic NaOH (pH > 12) (Cl-)	WGFU-Wide-mouthed Glass jar Unpreserved	AG1U-1 liter Amber Unpreserved (N/A) (Cl-)	AG1H-1 liter Amber HCl (pH < 2)	AG3U-250 mL Amber Unpreserved (N/A) (Cl-)	AG1S-1 liter Amber H2SO4 (pH < 2)	AG3S-250 mL Amber H2SO4 (pH < 2)	DG94-40 mL Amber NH4Cl (N/A)(Cl-)	DG9H-40 mL VOA HCl (N/A)	VG9T-40 mL VOA Na2S2O3 (N/A)	VG9U-40 mL VOA Unpreserved (N/A)	DG9V-40 mL VOA H3PO4 (N/A)	KP7U-50 mL Plastic Unpreserved (N/A)	V/GK (3 vials per kit)-VPH/Gas kit (N/A)	SP5T-125 mL Sterile Plastic (N/A – lab)	SP2T-250 mL Sterile Plastic (N/A – lab)		BP3R-250 mL Plastic (NH2)2SO4 (9.3-9.7)	AG0U-100 mL Amber Unpreserved (N/A) (Cl-)	VSGU-20 mL Scintillation vials (N/A)	DG9U-40 mL Amber Unpreserved vials (N/A)
1		2	1			1 ✓	1 ✓																					
2		2	1			1 ✓	1 ✓																					
3		2	1			1 ✓	1 ✓																					
4		2	1			1 ✓	1 ✓																					
5		2	1			1 ✓	1 ✓																					
6		2	1			1 ✓	1 ✓																					
7		2	1			1 ✓	1 ✓																					
8																												
9																												
10																												
11																												
12																												

pH Adjustment Log for Preserved Samples

Sample ID	Type of Preservative	pH upon receipt	Date preservation adjusted	Time preservation adjusted	Amount of Preservative added	Lot #

Note: Whenever there is a discrepancy affecting North Carolina compliance samples, a copy of this form will be sent to the North Carolina DENR Certification Office (i.e. Out of hold, incorrect preservative, out of temp, incorrect containers.

Pace Analytical
www.pacelabs.com

CHAIN-OF-CUSTODY / Analytical Request Document

The Chain-of-Custody is a LEGAL DOCUMENT. All relevant fields must be completed accurately.

Page: 1 of 1

Section A Required Client Information:

Company:	GA Power
Address:	Atlanta, GA
Email To:	SCS Contacts
Phone:	Fax:
Requested Due Date/TAT:	10 day

Section B Required Project Information:

Report To:	SCS Contacts
Copy To:	Geosyntec Contacts
Purchase Order No:	GPC82474-0001
Project Name:	Hammond AP-1
Project Number:	

Section C Invoice Information:

Attention:	Southern Co.
Company Name:	
Address:	
Pace Quote Reference:	
Pace Project Manager:	Bonnie Vang
Pace Profile #:	10839

REGULATORY AGENCY

NPDES | GROUND WATER | DRINKING WATER
UST | RCRA | ☑ OTHER CCR

Site Location STATE: GA

Section D Required Client Information

Valid Matrix Codes

MATRIX	CODE
DRINKING WATER	DW
WATER	WT
WASTE WATER	WW
PRODUCT	P
SOIL/SOLID	SL
OIL	OL
WIPE	WP
AIR	AR
OTHER	OT
TISSUE	TS

SAMPLE ID (A-Z, 0-9 / ,-) Sample IDs MUST BE UNIQUE

Requested Analysis Filtered (Y/N)

ITEM #	SAMPLE ID	MATRIX CODE (see valid codes to left)	SAMPLE TYPE (G=GRAB C=COMP)	COLLECTED COMPOSITE DATE	COLLECTED COMPOSITE TIME	COLLECTED COMPOSITE DATE	COLLECTED COMPOSITE TIME	SAMPLE TEMP AT COLLECTION	# OF CONTAINERS	Unpreserved	H_2SO_4	HNO_3	HCl	NaOH	$Na_2S_2O_3$	Methanol	Other	Analysis Test Y/N	Chloride, Fluoride, Sulfate	Full App. III and IV metals	Major Ions (Profile 10839-2)	TDS	Residual Chlorine (Y/N)	Pace Project No./ Lab I.D.
1	HAM-PT-07	WG	G	1/16/2024	1111			17	5	3		1					1		X	X	X	X	N	
2	HAM-PT-08	WG	G	1/16/2024	1244			19	5	3		1					1		X	X	X	X	N	
3	HAM-PT-09	WG	G	1/16/2024	1235			14	5	3		1					1		X	X	X	X	N	
4	HAM-PT-10	WG	G	1/16/2024	1449			17	5	3		1					1		X	X	X	X	N	
5	HAM-AP1-EB-01	WQ	G	1/16/2024	1545			14	5	3		1					1		X	X	X	X	N	
6	HAM-AP1-FB-01	WQ	G	1/16/2024	1540			14	5	3		1					1		X	X	X	X	N	
7	HAM-AP1-FD-01	WG	G	1/16/2024	0000			14	5	3		1					1		X	X	X	X	N	
8																								
9																								
10																								
11																								
12																								

ADDITIONAL COMMENTS	RELINQUISHED BY / AFFILIATION	DATE	TIME	ACCEPTED BY / AFFILIATION	DATE	TIME
Task Code: HAM-CCR-CA-20240116	Thomas Kessler / Geosyntec	1/17/2024	1215	Ryan Williams / Pace	1/17/24	1215
	Ryan Williams / Pace	1/17/2024	1515	[signature]	1/17/24	1515

SAMPLE CONDITIONS: Temp in °C | Received on Ice (Y/N) | Custody Sealed Cooler (Y/N) | Samples Intact (Y/N)

SAMPLER NAME AND SIGNATURE

PRINT Name of SAMPLER: Zain Webb, Thomas Kessler / Geosyntec Consultants, Inc.

SIGNATURE of SAMPLER: [signature] DATE Signed (MM/DD/YY): 1-17-24

*Important Note: By signing this form you are accepting Pace's NET 30 day payment terms and agreeing to late charges of 1.5% per month for any invoices not paid within 30 days.

F-ALL-Q-020rev.07, 15-Feb-2007

FIELD SAMPLING REPORTS

Low-Flow Test Report:

Test Date / Time: 1/3/2024 1:09:47 PM
Project: Plant Hammond
Operator Name: Zain Webb

Location Name: PT-07 **Well Diameter: 2 in** **Casing Type: PVC** **Screen Length: 10 ft** **Top of Screen: 37.75 ft** **Total Depth: 47.75 ft** **Initial Depth to Water: 27.71 ft**	**Pump Type: Bladder** **Tubing Type: Polyethylene** **Pump Intake From TOC: 42.75 ft** **Estimated Total Volume Pumped: 18.75 liter** **Flow Cell Volume: 90 ml** **Final Flow Rate: 150 ml/min** **Final Draw Down: -0.24 ft**	**Instrument Used: Aqua TROLL 400** **Serial Number: 851413**

Test Notes:
Two Bottles: Metals and Sulfate. Bladder pump issues from 1:39 pm - 1:54 pm, replaced missing o-ring for air intake.
Fe > 7.5 mg/L

Weather Conditions:
Cloudy, 40 degrees F.

Low-Flow Readings:

Date Time	Elapsed Time	pH	Temperature	Specific Conductivity	RDO Concentration	Turbidity	ORP	Depth to Water	Flow
		+/- 0.1	+/- 0.5	+/- 5 %	+/- 0.2	+/- 5	+/- 10	+/- 0.3	
1/3/2024 1:09 PM	00:00	7.00 pH	16.87 °C	800.90 µS/cm	5.46 mg/L	1,173.0 NTU	-29.3 mV	27.71 ft	100.00 ml/min
1/3/2024 1:14 PM	05:00	7.00 pH	16.92 °C	803.81 µS/cm	5.32 mg/L	1,177.0 NTU	-30.3 mV	23.73 ft	100.00 ml/min
1/3/2024 1:19 PM	10:00	7.01 pH	16.96 °C	807.41 µS/cm	5.31 mg/L	1,128.0 NTU	-30.2 mV	23.73 ft	100.00 ml/min
1/3/2024 1:24 PM	15:00	7.01 pH	17.01 °C	805.56 µS/cm	5.36 mg/L	1,028.0 NTU	-31.2 mV	23.73 ft	100.00 ml/min
1/3/2024 1:29 PM	20:00	7.01 pH	17.05 °C	805.48 µS/cm	5.41 mg/L	913.00 NTU	-31.6 mV	23.73 ft	100.00 ml/min
1/3/2024 1:34 PM	25:00	7.01 pH	17.32 °C	803.85 µS/cm	5.41 mg/L	873.00 NTU	-33.5 mV	23.73 ft	100.00 ml/min
1/3/2024 1:39 PM	30:00	7.02 pH	17.05 °C	804.83 µS/cm	5.34 mg/L	---	-28.5 mV	23.73 ft	0.00 ml/min
1/3/2024 1:44 PM	35:00	5.95 pH	16.32 °C	0.63 µS/cm	9.60 mg/L	---	81.4 mV	23.73 ft	0.00 ml/min
1/3/2024 1:49 PM	40:00	7.03 pH	14.87 °C	0.52 µS/cm	9.95 mg/L	---	79.5 mV	23.73 ft	0.00 ml/min
1/3/2024 1:54 PM	45:00	7.10 pH	13.90 °C	0.46 µS/cm	10.15 mg/L	---	126.9 mV	23.73 ft	0.00 ml/min
1/3/2024 1:59 PM	50:00	7.07 pH	11.66 °C	821.84 µS/cm	8.18 mg/L	43.80 NTU	-12.1 mV	27.47 ft	150.00 ml/min
1/3/2024 2:04 PM	55:00	7.00 pH	17.05 °C	838.76 µS/cm	0.61 mg/L	36.90 NTU	-93.5 mV	27.47 ft	150.00 ml/min
1/3/2024 2:09 PM	01:00:00	7.01 pH	17.47 °C	838.83 µS/cm	0.37 mg/L	32.00 NTU	-101.8 mV	27.47 ft	150.00 ml/min

1/3/2024 2:14 PM	01:05:00	7.01 pH	17.68 °C	836.87 µS/cm	0.42 mg/L	29.70 NTU	-99.2 mV	27.47 ft	150.00 ml/min
1/3/2024 2:19 PM	01:10:00	7.01 pH	17.72 °C	835.14 µS/cm	0.46 mg/L	35.50 NTU	-96.8 mV	27.47 ft	150.00 ml/min
1/3/2024 2:24 PM	01:15:00	7.01 pH	17.81 °C	835.30 µS/cm	0.43 mg/L	34.10 NTU	-98.8 mV	27.47 ft	150.00 ml/min
1/3/2024 2:29 PM	01:20:00	7.01 pH	17.86 °C	835.91 µS/cm	0.47 mg/L	33.60 NTU	-98.7 mV	27.47 ft	150.00 ml/min
1/3/2024 2:34 PM	01:25:00	7.02 pH	17.90 °C	835.87 µS/cm	0.35 mg/L	32.80 NTU	-103.5 mV	27.47 ft	150.00 ml/min
1/3/2024 2:39 PM	01:30:00	7.02 pH	17.90 °C	836.96 µS/cm	0.30 mg/L	31.50 NTU	-105.8 mV	27.47 ft	150.00 ml/min
1/3/2024 2:44 PM	01:35:00	7.02 pH	17.91 °C	837.80 µS/cm	0.22 mg/L	25.80 NTU	-110.5 mV	27.47 ft	150.00 ml/min
1/3/2024 2:49 PM	01:40:00	7.02 pH	17.99 °C	837.84 µS/cm	0.17 mg/L	21.20 NTU	-111.2 mV	27.47 ft	150.00 ml/min
1/3/2024 2:54 PM	01:45:00	7.02 pH	17.94 °C	838.86 µS/cm	0.14 mg/L	16.50 NTU	-114.2 mV	27.47 ft	150.00 ml/min
1/3/2024 2:59 PM	01:50:00	7.03 pH	17.85 °C	838.53 µS/cm	0.14 mg/L	14.50 NTU	-116.7 mV	27.47 ft	150.00 ml/min
1/3/2024 3:04 PM	01:55:00	7.03 pH	17.81 °C	839.11 µS/cm	0.12 mg/L	11.60 NTU	-115.2 mV	27.47 ft	150.00 ml/min
1/3/2024 3:09 PM	02:00:00	7.03 pH	17.90 °C	837.95 µS/cm	0.12 mg/L	11.82 NTU	-118.2 mV	27.47 ft	150.00 ml/min
1/3/2024 3:14 PM	02:05:00	7.03 pH	17.85 °C	838.87 µS/cm	0.11 mg/L	11.40 NTU	-116.5 mV	27.47 ft	150.00 ml/min
1/3/2024 3:19 PM	02:10:00	7.02 pH	17.92 °C	838.39 µS/cm	0.37 mg/L	9.09 NTU	-108.2 mV	27.47 ft	150.00 ml/min
1/3/2024 3:24 PM	02:15:00	7.01 pH	17.90 °C	837.44 µS/cm	0.41 mg/L	7.15 NTU	-106.1 mV	27.47 ft	150.00 ml/min
1/3/2024 3:29 PM	02:20:00	7.02 pH	17.85 °C	838.16 µS/cm	0.15 mg/L	5.84 NTU	-114.3 mV	27.47 ft	150.00 ml/min
1/3/2024 3:34 PM	02:25:00	7.03 pH	17.81 °C	838.72 µS/cm	0.20 mg/L	5.27 NTU	-119.2 mV	27.47 ft	150.00 ml/min
1/3/2024 3:39 PM	02:30:00	7.02 pH	17.83 °C	839.53 µS/cm	0.10 mg/L	4.73 NTU	-119.7 mV	27.47 ft	150.00 ml/min

Samples

Sample ID:	Description:
HAM-PT-07	Grab.
HAM-AP1-FD-01	Grab.

Low-Flow Test Report:

Test Date / Time: 1/3/2024 11:03:39 AM
Project: Plant Hammond
Operator Name: Zain Webb

Location Name: PT-08 **Well Diameter: 2 in** **Casing Type: PVC** **Screen Length: 10 ft** **Top of Screen: 31.93 ft** **Total Depth: 41.93 ft** **Initial Depth to Water: 26.52 ft**	**Pump Type: Bladder** **Tubing Type: Polyethylene** **Pump Intake From TOC: 36.93 ft** **Estimated Total Volume Pumped: 7.5 liter** **Flow Cell Volume: 90 ml** **Final Flow Rate: 150 ml/min** **Final Draw Down: 0.03 ft**	**Instrument Used: Aqua TROLL 400** **Serial Number: 851413**

Test Notes:
Two Bottles: Metals and Sulfate.
Fe = 3.8 mg/L

Weather Conditions:
Cloudy, 40 degrees F.

Low-Flow Readings:

Date Time	Elapsed Time	pH	Temperature	Specific Conductivity	RDO Concentration	Turbidity	ORP	Depth to Water	Flow
		+/- 0.1	+/- 0.5	+/- 5 %	+/- 0.2	+/- 5	+/- 10	+/- 0.3	
1/3/2024 11:03 AM	00:00	6.70 pH	16.73 °C	648.46 µS/cm	1.58 mg/L	12.90 NTU	12.6 mV	26.52 ft	150.00 ml/min
1/3/2024 11:08 AM	05:00	6.71 pH	16.96 °C	646.85 µS/cm	1.41 mg/L	8.23 NTU	8.4 mV	26.55 ft	150.00 ml/min
1/3/2024 11:13 AM	10:00	6.73 pH	16.93 °C	645.30 µS/cm	1.11 mg/L	5.10 NTU	2.1 mV	26.55 ft	150.00 ml/min
1/3/2024 11:18 AM	15:00	6.73 pH	16.94 °C	645.65 µS/cm	1.54 mg/L	5.24 NTU	1.1 mV	26.55 ft	150.00 ml/min
1/3/2024 11:23 AM	20:00	6.75 pH	16.94 °C	650.37 µS/cm	1.19 mg/L	3.39 NTU	-0.6 mV	26.55 ft	150.00 ml/min
1/3/2024 11:28 AM	25:00	6.74 pH	16.95 °C	650.53 µS/cm	0.92 mg/L	3.08 NTU	4.7 mV	26.55 ft	150.00 ml/min
1/3/2024 11:33 AM	30:00	6.74 pH	17.00 °C	654.14 µS/cm	0.98 mg/L	2.48 NTU	3.6 mV	26.55 ft	150.00 ml/min
1/3/2024 11:38 AM	35:00	6.74 pH	17.02 °C	654.19 µS/cm	0.69 mg/L	2.49 NTU	0.0 mV	26.55 ft	150.00 ml/min
1/3/2024 11:43 AM	40:00	6.75 pH	17.01 °C	656.76 µS/cm	0.57 mg/L	2.84 NTU	-18.9 mV	26.55 ft	150.00 ml/min
1/3/2024 11:48 AM	45:00	6.76 pH	17.09 °C	662.72 µS/cm	0.71 mg/L	3.17 NTU	-21.0 mV	26.55 ft	150.00 ml/min

Samples

Sample ID:	Description:

HAM-PT-08	Grab.

Low-Flow Test Report:

Test Date / Time: 1/3/2024 1:14:56 PM
Project: Plant Hammond
Operator Name: Elisabeth Russell

Location Name: PT-09 **Well Diameter: 2 in** **Casing Type: PVC** **Screen Length: 10 ft** **Top of Screen: 20.47 ft** **Total Depth: 30.47 ft** **Initial Depth to Water: 15.54 ft**	**Pump Type: Peristaltic** **Tubing Type: Polyethylene** **Pump Intake From TOC: 25.40 ft** **Estimated Total Volume Pumped: 13.2 liter** **Flow Cell Volume: 90 ml** **Final Flow Rate: 200 ml/min** **Final Draw Down: 0.01 ft**	**Instrument Used: Aqua TROLL 400** **Serial Number: 850767**

Test Notes:
Two bottles: Metals and Sulfate.
Fe = 0.4 mg/L

Weather Conditions:
Cloudy, 40 degrees F.

Low-Flow Readings:

Date Time	Elapsed Time	pH	Temperature	Specific Conductivity	RDO Concentration	Turbidity	ORP	Depth to Water	Flow
		+/- 0.1	+/- 0.5	+/- 5 %	+/- 0.2	+/- 5	+/- 10	+/- 0.3	
1/3/2024 1:14 PM	00:00	9.54 pH	16.29 °C	439.10 µS/cm	1.49 mg/L	16.50 NTU	-79.0 mV	15.55 ft	200.00 ml/min
1/3/2024 1:19 PM	05:00	9.37 pH	16.29 °C	529.35 µS/cm	4.70 mg/L	16.00 NTU	-46.9 mV	15.55 ft	200.00 ml/min
1/3/2024 1:24 PM	10:00	9.11 pH	16.63 °C	558.85 µS/cm	1.97 mg/L	15.90 NTU	-34.0 mV	15.55 ft	200.00 ml/min
1/3/2024 1:29 PM	15:00	8.94 pH	16.71 °C	574.66 µS/cm	0.90 mg/L	15.50 NTU	-32.7 mV	15.55 ft	200.00 ml/min
1/3/2024 1:34 PM	20:00	8.79 pH	16.84 °C	594.36 µS/cm	5.65 mg/L	14.80 NTU	-33.5 mV	15.55 ft	200.00 ml/min
1/3/2024 1:39 PM	25:00	8.71 pH	16.83 °C	599.42 µS/cm	1.81 mg/L	10.84 NTU	-55.6 mV	15.55 ft	200.00 ml/min
1/3/2024 1:44 PM	30:00	8.65 pH	16.82 °C	600.90 µS/cm	1.90 mg/L	9.29 NTU	-34.4 mV	15.55 ft	200.00 ml/min
1/3/2024 1:49 PM	35:00	8.62 pH	16.72 °C	604.84 µS/cm	0.09 mg/L	6.60 NTU	-56.4 mV	15.55 ft	200.00 ml/min
1/3/2024 1:54 PM	40:00	8.58 pH	16.74 °C	608.87 µS/cm	0.08 mg/L	5.34 NTU	-35.0 mV	15.55 ft	200.00 ml/min
1/3/2024 1:59 PM	45:00	8.56 pH	16.56 °C	606.93 µS/cm	0.14 mg/L	3.75 NTU	-57.0 mV	15.55 ft	200.00 ml/min
1/3/2024 2:04 PM	50:00	8.50 pH	16.46 °C	614.60 µS/cm	0.13 mg/L	2.93 NTU	-39.5 mV	15.55 ft	200.00 ml/min
1/3/2024 2:09 PM	55:00	8.48 pH	16.43 °C	617.95 µS/cm	0.12 mg/L	2.52 NTU	-63.0 mV	15.55 ft	200.00 ml/min

Samples

Sample ID:	Description:
HAM-PT-09	Grab.

Low-Flow Test Report:

Test Date / Time: 1/3/2024 11:00:31 AM
Project: Plant Hammond
Operator Name: Elisabeth Russell

Location Name: PT-10 **Well Diameter: 2 in** **Casing Type: PVC** **Screen Length: 10 ft** **Top of Screen: 20.45 ft** **Total Depth: 30.45 ft** **Initial Depth to Water: 15.65 ft**	**Pump Type: Peristaltic** **Tubing Type: Polyethylene** **Pump Intake From TOC: 25.40 ft** **Estimated Total Volume Pumped: 20 liter** **Flow Cell Volume: 90 ml** **Final Flow Rate: 200 ml/min** **Final Draw Down: 0.02 ft**	**Instrument Used: Aqua TROLL 400** **Serial Number: 850767**

Test Notes:
Two Bottles: Metals and Sulfate.
Fe = 0.6 mg/L

Weather Conditions:
Cloudy, 35 degrees F.

Low-Flow Readings:

Date Time	Elapsed Time	pH	Temperature	Specific Conductivity	RDO Concentration	Turbidity	ORP	Depth to Water	Flow
		+/- 0.1	+/- 0.5	+/- 5 %	+/- 0.2	+/- 5	+/- 10	+/- 0.3	
1/3/2024 11:00 AM	00:00	6.91 pH	16.48 °C	634.17 µS/cm	0.13 mg/L	45.60 NTU	-9.2 mV	15.65 ft	200.00 ml/min
1/3/2024 11:02 AM	01:47	6.91 pH	16.48 °C	640.23 µS/cm	0.12 mg/L	44.5 NTU	-17.4 mV	15.66 ft	200.00 ml/min
1/3/2024 11:07 AM	06:47	6.91 pH	16.66 °C	636.10 µS/cm	0.10 mg/L	38.90 NTU	-14.4 mV	15.66 ft	200.00 ml/min
1/3/2024 11:12 AM	11:47	6.92 pH	16.29 °C	638.19 µS/cm	0.10 mg/L	33.80 NTU	-17.8 mV	15.66 ft	200.00 ml/min
1/3/2024 11:17 AM	16:47	6.95 pH	16.23 °C	631.54 µS/cm	0.09 mg/L	29.50 NTU	-34.4 mV	15.66 ft	200.00 ml/min
1/3/2024 11:22 AM	21:47	6.95 pH	16.24 °C	630.71 µS/cm	0.10 mg/L	23.30 NTU	-24.7 mV	15.66 ft	200.00 ml/min
1/3/2024 11:27 AM	26:47	6.95 pH	16.22 °C	631.53 µS/cm	0.09 mg/L	17.60 NTU	-40.0 mV	15.66 ft	200.00 ml/min
1/3/2024 11:32 AM	31:47	6.96 pH	16.23 °C	629.55 µS/cm	0.11 mg/L	12.40 NTU	-27.7 mV	15.66 ft	200.00 ml/min
1/3/2024 11:37 AM	36:47	6.96 pH	16.33 °C	633.96 µS/cm	0.11 mg/L	11.10 NTU	-27.4 mV	15.66 ft	200.00 ml/min
1/3/2024 11:42 AM	41:47	6.96 pH	16.29 °C	636.15 µS/cm	0.11 mg/L	10.70 NTU	-44.5 mV	15.66 ft	200.00 ml/min
1/3/2024 11:47 AM	46:47	6.97 pH	16.47 °C	637.68 µS/cm	0.11 mg/L	9.63 NTU	-30.2 mV	15.66 ft	200.00 ml/min
1/3/2024 11:52 AM	51:47	6.97 pH	16.56 °C	637.78 µS/cm	0.10 mg/L	7.51 NTU	-30.1 mV	15.67 ft	200.00 ml/min
1/3/2024 11:57 AM	56:47	6.96 pH	16.76 °C	636.37 µS/cm	0.09 mg/L	6.76 NTU	-31.3 mV	15.67 ft	200.00 ml/min

1/3/2024 12:02 PM	01:01:47	6.97 pH	16.68 °C	637.03 µS/cm	0.09 mg/L	6.97 NTU	-47.7 mV	15.67 ft	200.00 ml/min
1/3/2024 12:12 PM	01:12:22	7.00 pH	16.74 °C	646.01 µS/cm	2.42 mg/L	4.08 NTU	-3.2 mV	15.67 ft	200.00 ml/min
1/3/2024 12:17 PM	01:17:22	6.97 pH	17.15 °C	648.26 µS/cm	0.78 mg/L	4.70 NTU	-19.2 mV	15.67 ft	200.00 ml/min
1/3/2024 12:22 PM	01:22:22	6.97 pH	17.07 °C	642.24 µS/cm	0.69 mg/L	4.23 NTU	-25.1 mV	15.67 ft	200.00 ml/min
1/3/2024 12:27 PM	01:27:22	6.97 pH	16.94 °C	646.13 µS/cm	0.65 mg/L	4.11 NTU	-27.7 mV	15.67 ft	200.00 ml/min
1/3/2024 12:29 PM	01:29:17	6.97 pH	16.78 °C	648.52 µS/cm	0.66 mg/L	4.10 NTU	-40.5 mV	15.67 ft	200.00 ml/min

Samples

Sample ID:	Description:
HAM-PT-10	Grab.

Low-Flow Test Report:

Test Date / Time: 1/16/2024 10:35:59 AM
Project: Plant Hammond
Operator Name: Thomas Kessler

Location Name: PT-07 **Well Diameter: 2 in** **Casing Type: PVC** **Screen Length: 10 ft** **Top of Screen: 37.75 ft** **Total Depth: 47.75 ft** **Initial Depth to Water: 25.85 ft**	**Pump Type: Bladder** **Tubing Type: Polyethylene** **Pump Intake From TOC: 42.75 ft** **Estimated Total Volume Pumped: 4 liter** **Flow Cell Volume: 90 ml** **Final Flow Rate: 100 ml/min** **Final Draw Down: 0.05 ft**	**Instrument Used: Aqua TROLL 400** **Serial Number: 966090**

Test Notes:
Five bottles: Appendix III and IV + Major Ions (No RADs)
Fe = 10.0 mg/L

Weather Conditions:
Clear, 21 degrees F.

Low-Flow Readings:

Date Time	Elapsed Time	pH	Temperature	Specific Conductivity	RDO Concentration	Turbidity	ORP	Depth to Water	Flow
		+/- 0.1	+/- 0.5	+/- 5 %	+/- 0.2	+/- 5	+/- 10	+/- 0.3	
1/16/2024 10:35 AM	00:00	6.85 pH	16.91 °C	943.04 µS/cm	0.50 mg/L	2.26 NTU	-105.8 mV	25.90 ft	100.00 ml/min
1/16/2024 10:40 AM	05:00	6.87 pH	17.17 °C	941.17 µS/cm	0.52 mg/L	2.11 NTU	-109.3 mV	25.90 ft	100.00 ml/min
1/16/2024 10:45 AM	10:00	6.88 pH	17.26 °C	942.66 µS/cm	0.36 mg/L	1.55 NTU	-121.6 mV	25.90 ft	100.00 ml/min
1/16/2024 10:50 AM	15:00	6.89 pH	17.13 °C	945.99 µS/cm	0.36 mg/L	1.01 NTU	-122.2 mV	25.90 ft	100.00 ml/min
1/16/2024 10:55 AM	20:00	6.90 pH	17.17 °C	951.52 µS/cm	0.37 mg/L	1.21 NTU	-123.2 mV	25.90 ft	100.00 ml/min
1/16/2024 11:00 AM	25:00	6.90 pH	17.19 °C	952.72 µS/cm	0.37 mg/L	1.09 NTU	-124.1 mV	25.90 ft	100.00 ml/min
1/16/2024 11:05 AM	30:00	6.91 pH	17.31 °C	952.88 µS/cm	0.35 mg/L	1.36 NTU	-124.4 mV	25.90 ft	100.00 ml/min

Samples

Sample ID:	Description:
HAM-PT-07	Grab.

Low-Flow Test Report:

Test Date / Time: 1/16/2024 12:08:44 PM
Project: Plant Hammond
Operator Name: Thomas Kessler

Location Name: PT-08 **Well Diameter: 2 in** **Casing Type: PVC** **Screen Length: 10 ft** **Top of Screen: 31.93 ft** **Total Depth: 41.93 ft** **Initial Depth to Water: 25.23 ft**	**Pump Type: Bladder** **Tubing Type: Polyethylene** **Pump Intake From TOC: 36.93 ft** **Estimated Total Volume Pumped: 4 liter** **Flow Cell Volume: 90 ml** **Final Flow Rate: 100 ml/min** **Final Draw Down: 0 ft**	**Instrument Used: Aqua TROLL 400** **Serial Number: 966090**

Test Notes:
Five bottles: Appendix III and IV + Major Ions (No RADs)
Fe = 6.0 mg/L

Weather Conditions:
Clear, 21 degrees F.

Low-Flow Readings:

Date Time	Elapsed Time	pH	Temperature	Specific Conductivity	RDO Concentration	Turbidity	ORP	Depth to Water	Flow
		+/- 0.1	+/- 0.5	+/- 5 %	+/- 0.2	+/- 5	+/- 10	+/- 0.3	
1/16/2024 12:08 PM	00:00	6.51 pH	9.15 °C	559.52 µS/cm	0.85 mg/L	11.20 NTU	0.1 mV	25.23 ft	100.00 ml/min
1/16/2024 12:13 PM	05:00	6.55 pH	8.93 °C	573.50 µS/cm	0.65 mg/L	9.51 NTU	-7.9 mV	25.23 ft	100.00 ml/min
1/16/2024 12:18 PM	10:00	6.55 pH	8.84 °C	577.67 µS/cm	0.64 mg/L	8.10 NTU	-14.7 mV	25.23 ft	100.00 ml/min
1/16/2024 12:23 PM	15:00	6.55 pH	8.70 °C	575.11 µS/cm	0.59 mg/L	3.76 NTU	-14.2 mV	25.23 ft	100.00 ml/min
1/16/2024 12:28 PM	20:00	6.56 pH	9.49 °C	585.43 µS/cm	0.42 mg/L	2.99 NTU	-19.0 mV	25.23 ft	100.00 ml/min
1/16/2024 12:33 PM	25:00	6.60 pH	9.00 °C	591.36 µS/cm	0.41 mg/L	1.01 NTU	-24.2 mV	25.23 ft	100.00 ml/min
1/16/2024 12:38 PM	30:00	6.63 pH	8.69 °C	600.76 µS/cm	0.33 mg/L	1.55 NTU	-27.7 mV	25.23 ft	100.00 ml/min

Samples

Sample ID:	Description:
HAM-PT-08	Grab.

Low-Flow Test Report:

Test Date / Time: 1/16/2024 10:25:11 AM
Project: Plant Hammond
Operator Name: Zain Webb

Location Name: PT-09 **Well Diameter: 2 in** **Casing Type: PVC** **Screen Length: 10 ft** **Top of Screen: 20.47 ft** **Total Depth: 30.47 ft** **Initial Depth to Water: 14.40 ft**	**Pump Type: Peristaltic** **Tubing Type: Polyethylene** **Pump Intake From TOC: 25.47 ft** **Estimated Total Volume Pumped: 19.5 liter** **Flow Cell Volume: 90 ml** **Final Flow Rate: 150 ml/min** **Final Draw Down: 0 ft**	**Instrument Used: Aqua TROLL 400** **Serial Number: 968202**

Test Notes:
Five bottles: Appendix III and IV + Major Ions (No RADs)
Fe = 0.75 mg/L

Weather Conditions:
Clear, 25 degrees F.

Low-Flow Readings:

Date Time	Elapsed Time	pH	Temperature	Specific Conductivity	RDO Concentration	Turbidity	ORP	Depth to Water	Flow
		+/- 0.1	+/- 0.5	+/- 5 %	+/- 0.2	+/- 5	+/- 10	+/- 0.3	
1/16/2024 10:25 AM	00:00	8.76 pH	15.38 °C	514.65 µS/cm	0.17 mg/L	--	108.2 mV	14.40 ft	150.00 ml/min
1/16/2024 10:30 AM	05:00	7.84 pH	14.80 °C	519.39 µS/cm	0.14 mg/L	--	100.9 mV	14.40 ft	150.00 ml/min
1/16/2024 10:35 AM	10:00	8.51 pH	13.35 °C	453.75 µS/cm	0.47 mg/L	82.20 NTU	75.5 mV	14.40 ft	150.00 ml/min
1/16/2024 10:40 AM	15:00	8.42 pH	13.17 °C	459.29 µS/cm	0.44 mg/L	74.30 NTU	64.6 mV	14.40 ft	150.00 ml/min
1/16/2024 10:45 AM	20:00	7.96 pH	13.57 °C	474.14 µS/cm	0.30 mg/L	67.70 NTU	58.8 mV	14.40 ft	150.00 ml/min
1/16/2024 10:50 AM	25:00	7.85 pH	13.08 °C	478.98 µS/cm	0.28 mg/L	59.60 NTU	54.8 mV	14.40 ft	150.00 ml/min
1/16/2024 10:55 AM	30:00	7.76 pH	13.30 °C	478.59 µS/cm	0.21 mg/L	43.20 NTU	50.6 mV	14.40 ft	150.00 ml/min
1/16/2024 11:00 AM	35:00	7.68 pH	13.17 °C	484.64 µS/cm	0.23 mg/L	30.90 NTU	45.0 mV	14.40 ft	150.00 ml/min
1/16/2024 11:05 AM	40:00	7.73 pH	13.40 °C	481.13 µS/cm	0.29 mg/L	24.70 NTU	41.7 mV	14.40 ft	150.00 ml/min
1/16/2024 11:10 AM	45:00	7.67 pH	13.94 °C	477.55 µS/cm	0.36 mg/L	22.50 NTU	32.7 mV	14.40 ft	150.00 ml/min
1/16/2024 11:15 AM	50:00	7.66 pH	13.78 °C	481.58 µS/cm	0.21 mg/L	19.80 NTU	26.5 mV	14.40 ft	150.00 ml/min
1/16/2024 11:20 AM	55:00	7.70 pH	14.08 °C	485.04 µS/cm	0.22 mg/L	16.00 NTU	18.5 mV	14.40 ft	150.00 ml/min
1/16/2024 11:25 AM	01:00:00	7.67 pH	14.16 °C	486.50 µS/cm	0.18 mg/L	15.30 NTU	23.3 mV	14.40 ft	150.00 ml/min

1/16/2024 11:30 AM	01:05:00	7.70 pH	14.37 °C	486.54 µS/cm	0.27 mg/L	14.30 NTU	20.3 mV	14.40 ft	150.00 ml/min
1/16/2024 11:35 AM	01:10:00	7.69 pH	13.76 °C	490.22 µS/cm	0.21 mg/L	12.30 NTU	13.3 mV	14.40 ft	150.00 ml/min
1/16/2024 11:40 AM	01:15:00	7.70 pH	13.22 °C	493.87 µS/cm	0.18 mg/L	11.00 NTU	12.9 mV	14.40 ft	150.00 ml/min
1/16/2024 11:45 AM	01:20:00	7.73 pH	12.98 °C	501.21 µS/cm	0.21 mg/L	10.50 NTU	8.0 mV	14.40 ft	150.00 ml/min
1/16/2024 11:50 AM	01:25:00	7.75 pH	13.21 °C	496.39 µS/cm	0.18 mg/L	9.66 NTU	10.5 mV	14.40 ft	150.00 ml/min
1/16/2024 11:55 AM	01:30:00	7.74 pH	13.05 °C	499.50 µS/cm	0.26 mg/L	9.25 NTU	11.4 mV	14.40 ft	150.00 ml/min
1/16/2024 12:00 PM	01:35:00	7.68 pH	13.45 °C	392.52 µS/cm	0.45 mg/L	8.78 NTU	10.0 mV	14.40 ft	150.00 ml/min
1/16/2024 12:05 PM	01:40:00	7.74 pH	13.35 °C	500.48 µS/cm	0.24 mg/L	8.39 NTU	8.7 mV	14.40 ft	150.00 ml/min
1/16/2024 12:10 PM	01:45:00	7.76 pH	13.44 °C	507.16 µS/cm	0.23 mg/L	6.84 NTU	4.7 mV	14.40 ft	150.00 ml/min
1/16/2024 12:15 PM	01:50:00	7.79 pH	14.30 °C	507.72 µS/cm	0.44 mg/L	6.16 NTU	5.6 mV	14.40 ft	150.00 ml/min
1/16/2024 12:20 PM	01:55:00	7.80 pH	14.03 °C	505.45 µS/cm	0.22 mg/L	4.06 NTU	6.9 mV	14.40 ft	150.00 ml/min
1/16/2024 12:25 PM	02:00:00	7.77 pH	13.96 °C	512.11 µS/cm	0.25 mg/L	4.17 NTU	1.0 mV	14.40 ft	150.00 ml/min
1/16/2024 12:30 PM	02:05:00	7.77 pH	14.23 °C	511.03 µS/cm	0.27 mg/L	3.62 NTU	-0.5 mV	14.40 ft	150.00 ml/min

Samples

Sample ID:	Description:
HAM-PT-09	Grab.
HAM-AP1-FD-01	Grab.

Low-Flow Test Report:

Test Date / Time: 1/16/2024 1:49:23 PM
Project: Plant Hammond
Operator Name: Zain Webb

Location Name: PT-10 **Well Diameter: 2 in** **Casing Type: PVC** **Screen Length: 10 ft** **Top of Screen: 20.45 ft** **Total Depth: 30.45 ft** **Initial Depth to Water: 14.49 ft**	**Pump Type: Peristaltic** **Tubing Type: Polyethylene** **Pump Intake From TOC: 25.45 ft** **Estimated Total Volume Pumped: 9 liter** **Flow Cell Volume: 90 ml** **Final Flow Rate: 150 ml/min** **Final Draw Down: 0.04 ft**	**Instrument Used: Aqua TROLL 400** **Serial Number: 968202**

Test Notes:
Five bottles: Appendix III and IV + Major Ions (No RADs)
Fe = 0.75 mg/L

Weather Conditions:
Clear, 20 degrees F.

Low-Flow Readings:

Date Time	Elapsed Time	pH	Temperature	Specific Conductivity	RDO Concentration	Turbidity	ORP	Depth to Water	Flow
		+/- 0.1	+/- 0.5	+/- 5 %	+/- 0.2	+/- 5	+/- 10	+/- 0.3	
1/16/2024 1:49 PM	00:00	6.98 pH	14.20 °C	722.42 µS/cm	0.73 mg/L	13.70 NTU	26.8 mV	14.51 ft	150.00 ml/min
1/16/2024 1:54 PM	05:00	7.03 pH	16.01 °C	722.54 µS/cm	0.53 mg/L	8.31 NTU	21.0 mV	14.52 ft	150.00 ml/min
1/16/2024 1:59 PM	10:00	7.01 pH	16.46 °C	719.33 µS/cm	0.44 mg/L	9.30 NTU	18.7 mV	14.52 ft	150.00 ml/min
1/16/2024 2:04 PM	15:00	7.00 pH	16.04 °C	719.79 µS/cm	0.50 mg/L	8.49 NTU	15.0 mV	14.52 ft	150.00 ml/min
1/16/2024 2:09 PM	20:00	7.07 pH	16.34 °C	699.75 µS/cm	0.57 mg/L	6.12 NTU	8.9 mV	14.52 ft	150.00 ml/min
1/16/2024 2:14 PM	25:00	7.02 pH	16.39 °C	716.45 µS/cm	0.41 mg/L	6.51 NTU	2.0 mV	14.52 ft	150.00 ml/min
1/16/2024 2:19 PM	30:00	7.02 pH	16.39 °C	704.63 µS/cm	0.42 mg/L	6.60 NTU	-1.1 mV	14.53 ft	150.00 ml/min
1/16/2024 2:24 PM	35:00	7.03 pH	16.01 °C	725.36 µS/cm	0.54 mg/L	5.53 NTU	-11.3 mV	14.53 ft	150.00 ml/min
1/16/2024 2:29 PM	40:00	7.03 pH	16.47 °C	729.87 µS/cm	0.63 mg/L	4.47 NTU	-18.4 mV	14.53 ft	150.00 ml/min
1/16/2024 2:34 PM	45:00	7.05 pH	16.85 °C	722.45 µS/cm	0.42 mg/L	4.44 NTU	-19.7 mV	14.53 ft	150.00 ml/min
1/16/2024 2:39 PM	50:00	7.06 pH	16.74 °C	719.44 µS/cm	0.42 mg/L	4.50 NTU	-20.9 mV	14.53 ft	150.00 ml/min
1/16/2024 2:44 PM	55:00	7.05 pH	17.09 °C	731.31 µS/cm	0.41 mg/L	3.57 NTU	-24.1 mV	14.53 ft	150.00 ml/min

Samples

Sample ID:	Description:
HAM-PT-10	Grab.

CALIBRATION REPORTS

Site Name Hammond

Field Instrumentation Calibration Form

Date: 1-3-24

Calibrated By Zain Webb

Field Conditions: Cloudy, 40°F

Instrument	Manufactuer/ Model	Serial Number
Water Quality Meter	Aqua Troll 400	851413
Turbidity Meter	LaMotte 2020we	1475-4011

Calibration Standard Information

Parameter	Standard	Lot #	Date of Expiration	Brand
Specific Conductance (µS/cm)	4,490	24000044	05/24	ATR
pH (SU)	4 00	↓	↓	↓
pH (SU)	7 00	22240139	04/24	
pH (SU)	10 00	22110130	04/24	
D O (%)	N/A	—	—	
ORP (mV)	228 0	24002258	06/24	

Calibration

Time Start 0905 Time Finish 0948

Parameter	Standard	Calibration Value	Calibration Solution Temperature (°C)	Acceptance Criteria	Reference
Specific Conductance (µS/cm)	4,490	4490	11.98	± 10% of standard	EPA 2023
pH (SU)	4 00	4.0	11.71	± 0 1	GWMP
pH (SU)	7 00	7.0	11.18	± 0 1	GWMP
pH (SU)	10 00	10.0	11.18	± 0 1	GWMP
D O (%)	N/A	100%	7.60	± 10%	NA
ORP (mV)	228 0	228.0	11.38	± 10	EPA 2023

	Standard	Calibration Value	Acceptance Criteria	Reference
Turbidity (NTU)	0	0	± 10% of standard	EPA 2023
	1	1		
	10	10		
	—	—		

Calibration Check

Time Start — Time Finish —

Parameter	Standard	Calibration Value	Calibration Solution Temperature (°C)	Acceptance Criteria	Reference
Specific Conductance (µS/cm)	4,490	—	—	± 10% of standard	EPA 2023
pH (SU)	4.00	—	—	± 0 1	GWMP
pH (SU)	7 00	—	—	± 0 1	GWMP
pH (SU)	10.00	—	—	± 0 1	GWMP

	Standard	Calibration Value	Acceptance Criteria	Reference
Turbidity (NTU)	—	—	± 10% of standard	EPA 2023
	—	—		
	—	—		
	—	—		

Notes:

Site Name: Plant Hammond

Field Instrumentation Calibration Form

Date: 1/3/24

Calibrated By: Elisabeth Russell

Field Conditions: 3G, clear

Instrument	Manufactuer/ Model	Serial Number
Water Quality Meter	850767 ←	→ Aquatrol 400
Turbidity Meter	Mettle 2020 ≈	4121-2623

Calibration Standard Information				
Parameter	**Standard**	**Lot #**	**Date of Expiration**	**Brand**
Specific Conductance (µS/cm)	4,490	24000044	05/24	AIR
pH (SU)	4.00	24000044	05/24	AIR
pH (SU)	7.00	22290139	04/24	AIR
pH (SU)	10.00	22110130	04/24	AIR
D.O. (%)	N/A	—	—	—
ORP (mV)	228.0	24002258	06/24	AIR

Calibration					
Time Start 1004		**Time Finish** 1033			
Parameter	**Standard**	**Calibration Value**	**Calibration Solution Temperature (°C)**	**Acceptance Criteria**	**Reference**
Specific Conductance (µS/cm)	4,490	4,490	10°	± 10% of standard	EPA 2023
pH (SU)	4.00	4.00	8.18°	± 0.1	GWMP
pH (SU)	7.00	7.0	7.91°	± 0.1	GWMP
pH (SU)	10.00	10.0	8.01°	± 0.1	GWMP
D.O. (%)	N/A	100%	—	± 10%	NA
ORP (mV)	228.0	228.0	7.33°	± 10	EPA 2023

	Standard	Calibration Value	Acceptance Criteria	Reference
Turbidity (NTU)	0.0	0.0	± 10% of standard	EPA 2023
	1.0	1.03		
	10	10.43		
	—	—		

Calibration Check					
Time Start —		**Time Finish** —			
Parameter	**Standard**	**Calibration Value**	**Calibration Solution Temperature (°C)**	**Acceptance Criteria**	**Reference**
Specific Conductance (µS/cm)	4,490	—	—	± 10% of standard	EPA 2023
pH (SU)	4.00	—	—	± 0.1	GWMP
pH (SU)	7.00	—	—	± 0.1	GWMP
pH (SU)	10.00	—	—	± 0.1	GWMP

	Standard	Calibration Value	Acceptance Criteria	Reference
Turbidity (NTU)	0.0	0.0	± 10% of standard	EPA 2023
	1.0	.97		
	10	10.47		
	—	—		

Notes:

Site Name: Hammond

Calibrated By: Zain W.

Field Instrumentation Calibration Form

Date: 1-16-24

Field Conditions: Cloudy, 20°F

Instrument	Manufactuer/ Model	Serial Number
Water Quality Meter	Aquatrall 400	968202
Turbidity Meter	LaMotte, 2020	4126-2623

Calibration Standard Information				
Parameter	Standard	Lot #	Date of Expiration	Brand
Specific Conductance (µS/cm)	4,490	24000044	05/24	ALR
pH (SU)	4.00	↓	↓	↓
pH (SU)	7.00	22290139	04/24	
pH (SU)	10.00	22110130	04/24	
D.O. (%)	N/A	—	—	
ORP (mV)	228.0	24002258	06/24	

Calibration					
Time Start 0844		Time Finish ~~0845~~ 0915			
Parameter	Standard	Calibration Value	Calibration Solution Temperature (°C)	Acceptance Criteria	Reference
Specific Conductance (µS/cm)	4,490	4490	14.34	± 10% of standard	EPA 2023
pH (SU)	4.00	4.00	14.66	± 0.1	GWMP
pH (SU)	7.00	7.00	14.53	± 0.1	GWMP
pH (SU)	10.00	10.00	14.44	± 0.1	GWMP
D.O. (%)	N/A	100%	15.92	± 10%	NA
ORP (mV)	228.0	228.0	14.27	± 10	EPA 2023

	Standard	Calibration Value	Acceptance Criteria	Reference
Turbidity (NTU)	0	0	± 10% of standard	EPA 2023
	1.0	0.99		
	10.0	10.3		

Calibration Check					
Time Start		Time Finish			
Parameter	Standard	Calibration Value	Calibration Solution Temperature (°C)	Acceptance Criteria	Reference
Specific Conductance (µS/cm)	4,490			± 10% of standard	EPA 2023
pH (SU)	4.00			± 0.1	GWMP
pH (SU)	7.00			± 0.1	GWMP
pH (SU)	10.00			± 0.1	GWMP

	Standard	Calibration Value	Acceptance Criteria	Reference
Turbidity (NTU)			± 10% of standard	EPA 2023

Notes:

Site Name: Plant Hammond

Calibrated By: Thomas Kresh

Field Instrumentation Calibration Form

Date: 1/16/2024

Field Conditions: clear, 25°F

Instrument	Manufactuer/ Model	Serial Number
Water Quality Meter	aquaprobe 400	966090
Turbidity Meter	LaMotte 2020t	—

Calibration Standard Information				
Parameter	Standard	Lot #	Date of Expiration	Brand
Specific Conductance (µS/cm)	4,490	24000094	5/24	insitu
pH (SU)	4.00	24000044	5/24	insitu
pH (SU)	7.00	22290139	4/24	insitu
pH (SU)	10.00	22110130	4/24	insitu
D.O. (%)	N/A	—	—	—
ORP (mV)	228.0	24002658	6/24	insitu

Calibration					
Time Start 0820		Time Finish 0850			
Parameter	Standard	Calibration Value	Calibration Solution Temperature (°C)	Acceptance Criteria	Reference
Specific Conductance (µS/cm)	4,490	4490	10.82	± 10% of standard	EPA 2023
pH (SU)	4.00	4.01	11.14	± 0.1	GWMP
pH (SU)	7.00	6.98	11.74	± 0.1	GWMP
pH (SU)	10.00	10.00	11.81	± 0.1	GWMP
D.O. (%)	N/A	100	12.27	± 10%	NA
ORP (mV)	228.0	229	12.01	± 10	EPA 2023

	Standard	Calibration Value	Acceptance Criteria	Reference
Turbidity (NTU)	0	0.0	± 10% of standard	EPA 2023
	1	0.95		
	10	10.01		
	—	—		

Calibration Check					
Time Start		Time Finish			
Parameter	Standard	Calibration Value	Calibration Solution Temperature (°C)	Acceptance Criteria	Reference
Specific Conductance (µS/cm)	4,490			± 10% of standard	EPA 2023
pH (SU)	4.00			± 0.1	GWMP
pH (SU)	7.00			± 0.1	GWMP
pH (SU)	10.00			± 0.1	GWMP

1/16/24

	Standard	Calibration Value	Acceptance Criteria	Reference
Turbidity (NTU)			± 10% of standard	EPA 2023

Notes:

February 2024

LABORATORY ANALYTICAL RESULTS

Pace Analytical Services, LLC
9800 Kincey Ave. Suite 100
Huntersville, NC 28078
(704)875-9092

March 04, 2024

Kristen Jurinko
Southern Company
241 Ralph McGill Blvd NE
Bin 10160
Atlanta, GA 30308

RE: Project: Plant Hammond AP-1 (CA)
Pace Project No.: 92714148

Dear Kristen Jurinko:

Enclosed are the analytical results for sample(s) received by the laboratory on February 19, 2024. The results relate only to the samples included in this report. Results reported herein conform to the applicable TNI/NELAC Standards and the laboratory's Quality Manual, where applicable, unless otherwise noted in the body of the report.

The test results provided in this final report were generated by each of the following laboratories within the Pace Network:

- Pace Analytical Services - Asheville
- Pace Analytical Services - Peachtree Corners, GA

If you have any questions concerning this report, please feel free to contact me.

Sincerely,

Bonnie Vang

Bonnie Vang
bonnie.vang@pacelabs.com
704-977-0968
Project Manager

Enclosures

cc: Kip Gray, Geosyntec
Christine Hug, Geosyntec Consultants, Inc.
Thomas Kessler, Geosyntec Consultants
Whitney Law, Geosyntec Consultants
Laura Midkiff, Southern Company
Caroline Nelson, Geosyntec Consultants, Inc
Anthony Szwast, Geosyntec Consultants

This report shall not be reproduced, except in full,
without the written consent of Pace Analytical Services, LLC.

Pace Analytical Services, LLC
9800 Kincey Ave. Suite 100
Huntersville, NC 28078
(704)875-9092

CERTIFICATIONS

Project: Plant Hammond AP-1 (CA)
Pace Project No.: 92714148

Pace Analytical Services Asheville
2225 Riverside Drive, Asheville, NC 28804
Florida/NELAP Certification #: E87648
North Carolina Drinking Water Certification #: 37712
North Carolina Wastewater Certification #: 40
South Carolina Laboratory ID: 99030
South Carolina Certification #: 99030001
Virginia/VELAP Certification #: 460222

Pace Analytical Services Peachtree Corners
110 Technology Pkwy, Peachtree Corners, GA 30092
Florida DOH Certification #: E87315
Georgia DW Inorganics Certification #: 812
North Carolina Certification #: 381
South Carolina Certification #: 98011001
Virginia Certification #: 460204

This report shall not be reproduced, except in full,
without the written consent of Pace Analytical Services, LLC.

Pace Analytical Services, LLC
9800 Kincey Ave. Suite 100
Huntersville, NC 28078
(704)875-9092

SAMPLE SUMMARY

Project: Plant Hammond AP-1 (CA)
Pace Project No.: 92714148

Lab ID	Sample ID	Matrix	Date Collected	Date Received
92714148001	**HAM-PT-07**	Water	02/15/24 12:51	02/19/24 13:30
92714148002	**HAM-PT-08**	Water	02/15/24 10:51	02/19/24 13:30
92714148003	**HAM-PT-09**	Water	02/15/24 12:34	02/19/24 13:30
92714148004	**HAM-PT-10**	Water	02/15/24 11:02	02/19/24 13:30
92714148005	**HAM-AP1-EB-01-PT**	Water	02/15/24 13:05	02/19/24 13:30
92714148006	**HAM-AP1-FB-01-PT**	Water	02/15/24 13:00	02/19/24 13:30
92714148007	**HAM-AP1-FD-01-PT**	Water	02/15/24 00:00	02/19/24 13:30

This report shall not be reproduced, except in full,
without the written consent of Pace Analytical Services, LLC.

Pace Analytical Services, LLC
9800 Kincey Ave. Suite 100
Huntersville, NC 28078
(704)875-9092

SAMPLE ANALYTE COUNT

Project: Plant Hammond AP-1 (CA)
Pace Project No.: 92714148

Lab ID	Sample ID	Method	Analysts	Analytes Reported
92714148001	**HAM-PT-07**	EPA 6010D	DRB	6
		EPA 6020B	CW1	13
		EPA 7470A	VB	1
		SM 2540C-2015	DL1	1
		SM 2320B-2011	SMS	3
		SM 4500-S2D-2011	JP1	1
		EPA 300.0 Rev 2.1 1993	JCM	3
92714148002	**HAM-PT-08**	EPA 6010D	DRB	6
		EPA 6020B	CW1	13
		EPA 7470A	VB	1
		SM 2540C-2015	DL1	1
		SM 2320B-2011	SMS	3
		SM 4500-S2D-2011	JP1	1
		EPA 300.0 Rev 2.1 1993	JCM	3
92714148003	**HAM-PT-09**	EPA 6010D	DRB	6
		EPA 6020B	CW1	13
		EPA 7470A	VB	1
		SM 2540C-2015	DL1	1
		SM 2320B-2011	SMS	3
		SM 4500-S2D-2011	JP1	1
		EPA 300.0 Rev 2.1 1993	JCM	3
92714148004	**HAM-PT-10**	EPA 6010D	DRB	6
		EPA 6020B	CW1	13
		EPA 7470A	VB	1
		SM 2540C-2015	DL1	1
		SM 2320B-2011	SMS	3
		SM 4500-S2D-2011	JP1	1
		EPA 300.0 Rev 2.1 1993	JCM	3
92714148005	**HAM-AP1-EB-01-PT**	EPA 6010D	DRB	6
		EPA 6020B	CW1	13
		EPA 7470A	VB	1
		SM 2540C-2015	DL1	1
		SM 2320B-2011	SMS	3
		SM 4500-S2D-2011	JP1	1
		EPA 300.0 Rev 2.1 1993	JCM	3
92714148006	**HAM-AP1-FB-01-PT**	EPA 6010D	DRB	6
		EPA 6020B	CW1	13

This report shall not be reproduced, except in full,
without the written consent of Pace Analytical Services, LLC.

Pace Analytical Services, LLC
9800 Kincey Ave. Suite 100
Huntersville, NC 28078
(704)875-9092

SAMPLE ANALYTE COUNT

Project: Plant Hammond AP-1 (CA)
Pace Project No.: 92714148

Lab ID	Sample ID	Method	Analysts	Analytes Reported
		EPA 7470A	VB	1
		SM 2540C-2015	DL1	1
		SM 2320B-2011	SMS	3
		SM 4500-S2D-2011	JP1	1
		EPA 300.0 Rev 2.1 1993	JCM	3
92714148007	**HAM-AP1-FD-01-PT**	EPA 6010D	DRB	6
		EPA 6020B	CW1	13
		EPA 7470A	VB	1
		SM 2540C-2015	DL1	1
		SM 2320B-2011	SMS	3
		SM 4500-S2D-2011	JP1	1
		EPA 300.0 Rev 2.1 1993	CDC	3

PASI-A = Pace Analytical Services - Asheville
PASI-GA = Pace Analytical Services - Peachtree Corners, GA

This report shall not be reproduced, except in full,
without the written consent of Pace Analytical Services, LLC.

Pace Analytical Services, LLC
9800 Kincey Ave. Suite 100
Huntersville, NC 28078
(704)875-9092

SUMMARY OF DETECTION

Project: Plant Hammond AP-1 (CA)
Pace Project No.: 92714148

Lab Sample ID Method	Client Sample ID Parameters	Result	Units	Report Limit	Analyzed	Qualifiers
92714148001	**HAM-PT-07**					
EPA 6010D	Iron	24.5	mg/L	0.040	02/28/24 15:08	
EPA 6010D	Manganese	5.8	mg/L	0.040	02/28/24 15:08	
EPA 6010D	Potassium	7.1	mg/L	0.50	02/28/24 15:08	
EPA 6010D	Sodium	7.5	mg/L	1.0	02/28/24 15:08	
EPA 6010D	Calcium	190	mg/L	1.0	02/28/24 15:08	
EPA 6010D	Magnesium	26.4	mg/L	0.050	02/28/24 15:08	
EPA 6020B	Antimony	0.00069J	mg/L	0.0030	02/26/24 16:36	
EPA 6020B	Arsenic	0.30	mg/L	0.010	02/26/24 16:36	
EPA 6020B	Barium	0.064	mg/L	0.0050	02/26/24 16:36	
EPA 6020B	Boron	0.86	mg/L	0.040	02/26/24 16:36	
EPA 6020B	Cobalt	0.084	mg/L	0.0050	02/26/24 16:36	
EPA 6020B	Lithium	0.069	mg/L	0.030	02/26/24 16:36	
EPA 6020B	Molybdenum	0.011	mg/L	0.010	02/26/24 16:36	
SM 2540C-2015	Total Dissolved Solids	876	mg/L	25.0	02/20/24 12:56	
SM 2320B-2011	Alkalinity,Bicarbonate (CaCO3)	89.6	mg/L	5.0	02/21/24 18:51	
SM 2320B-2011	Alkalinity, Total as CaCO3	89.6	mg/L	5.0	02/21/24 18:51	
EPA 300.0 Rev 2.1 1993	Chloride	15.4	mg/L	1.0	02/20/24 06:21	
EPA 300.0 Rev 2.1 1993	Fluoride	0.29	mg/L	0.10	02/20/24 06:21	
EPA 300.0 Rev 2.1 1993	Sulfate	452	mg/L	10.0	02/20/24 07:18	
92714148002	**HAM-PT-08**					
EPA 6010D	Iron	10.6	mg/L	0.040	02/28/24 15:10	
EPA 6010D	Manganese	2.9	mg/L	0.040	02/28/24 15:10	
EPA 6010D	Potassium	5.9	mg/L	0.50	02/28/24 15:10	
EPA 6010D	Sodium	7.1	mg/L	1.0	02/28/24 15:10	
EPA 6010D	Calcium	109	mg/L	1.0	02/28/24 15:10	
EPA 6010D	Magnesium	14.8	mg/L	0.050	02/28/24 15:10	
EPA 6020B	Arsenic	0.19	mg/L	0.010	02/26/24 16:40	
EPA 6020B	Barium	0.055	mg/L	0.0050	02/26/24 16:40	
EPA 6020B	Boron	0.88	mg/L	0.040	02/26/24 16:40	
EPA 6020B	Cobalt	0.033	mg/L	0.0050	02/26/24 16:40	
EPA 6020B	Lithium	0.026J	mg/L	0.030	02/26/24 16:40	
EPA 6020B	Molybdenum	0.0096J	mg/L	0.010	02/26/24 16:40	
SM 2540C-2015	Total Dissolved Solids	516	mg/L	25.0	02/20/24 12:56	
SM 2320B-2011	Alkalinity,Bicarbonate (CaCO3)	69.0	mg/L	5.0	02/21/24 19:14	
SM 2320B-2011	Alkalinity, Total as CaCO3	69.0	mg/L	5.0	02/21/24 19:14	
EPA 300.0 Rev 2.1 1993	Chloride	15.4	mg/L	1.0	02/20/24 06:35	
EPA 300.0 Rev 2.1 1993	Fluoride	0.15	mg/L	0.10	02/20/24 06:35	
EPA 300.0 Rev 2.1 1993	Sulfate	251	mg/L	5.0	02/20/24 07:33	
92714148003	**HAM-PT-09**					
EPA 6010D	Iron	10.7	mg/L	0.040	02/28/24 15:12	
EPA 6010D	Manganese	3.0	mg/L	0.040	02/28/24 15:12	
EPA 6010D	Potassium	6.0	mg/L	0.50	02/28/24 15:12	
EPA 6010D	Sodium	7.2	mg/L	1.0	02/28/24 15:12	
EPA 6010D	Calcium	111	mg/L	1.0	02/28/24 15:12	
EPA 6010D	Magnesium	14.9	mg/L	0.050	02/28/24 15:12	
EPA 6020B	Barium	0.051	mg/L	0.0050	02/26/24 16:43	

This report shall not be reproduced, except in full,
without the written consent of Pace Analytical Services, LLC.

Pace Analytical Services, LLC
9800 Kincey Ave. Suite 100
Huntersville, NC 28078
(704)875-9092

SUMMARY OF DETECTION

Project: Plant Hammond AP-1 (CA)
Pace Project No.: 92714148

Lab Sample ID Method	Client Sample ID Parameters	Result	Units	Report Limit	Analyzed	Qualifiers
92714148003	**HAM-PT-09**					
EPA 6020B	Boron	1.6	mg/L	0.040	02/26/24 16:43	
EPA 6020B	Cadmium	0.00014J	mg/L	0.00050	02/26/24 16:43	
EPA 6020B	Cobalt	0.00071J	mg/L	0.0050	02/26/24 16:43	
EPA 6020B	Molybdenum	0.38	mg/L	0.010	02/26/24 16:43	
SM 2540C-2015	Total Dissolved Solids	477	mg/L	25.0	02/20/24 12:56	
SM 2320B-2011	Alkalinity,Bicarbonate (CaCO3)	129	mg/L	5.0	02/21/24 20:02	
SM 2320B-2011	Alkalinity, Total as CaCO3	129	mg/L	5.0	02/21/24 20:02	
EPA 300.0 Rev 2.1 1993	Chloride	48.0	mg/L	1.0	02/20/24 06:50	
EPA 300.0 Rev 2.1 1993	Fluoride	0.37	mg/L	0.10	02/20/24 06:50	
EPA 300.0 Rev 2.1 1993	Sulfate	132	mg/L	3.0	02/20/24 07:47	
92714148004	**HAM-PT-10**					
EPA 6010D	Iron	0.32	mg/L	0.040	02/28/24 15:15	
EPA 6010D	Manganese	0.67	mg/L	0.040	02/28/24 15:15	
EPA 6010D	Potassium	7.2	mg/L	0.50	02/28/24 15:15	
EPA 6010D	Sodium	9.5	mg/L	1.0	02/28/24 15:15	
EPA 6010D	Calcium	112	mg/L	1.0	02/28/24 15:15	
EPA 6010D	Magnesium	15.3	mg/L	0.050	02/28/24 15:15	
EPA 6020B	Barium	0.055	mg/L	0.0050	02/26/24 16:47	
EPA 6020B	Boron	2.0	mg/L	0.040	02/26/24 16:47	
EPA 6020B	Cobalt	0.0018J	mg/L	0.0050	02/26/24 16:47	
EPA 6020B	Molybdenum	0.065	mg/L	0.010	02/26/24 16:47	
SM 2540C-2015	Total Dissolved Solids	518	mg/L	25.0	02/20/24 12:57	
SM 2320B-2011	Alkalinity,Bicarbonate (CaCO3)	139	mg/L	5.0	02/21/24 20:12	
SM 2320B-2011	Alkalinity, Total as CaCO3	139	mg/L	5.0	02/21/24 20:12	
EPA 300.0 Rev 2.1 1993	Chloride	60.3	mg/L	1.0	02/20/24 07:04	
EPA 300.0 Rev 2.1 1993	Fluoride	0.18	mg/L	0.10	02/20/24 07:04	
EPA 300.0 Rev 2.1 1993	Sulfate	139	mg/L	3.0	02/20/24 08:01	
92714148005	**HAM-AP1-EB-01-PT**					
EPA 6010D	Magnesium	0.013J	mg/L	0.050	02/28/24 15:17	
EPA 6020B	Boron	0.014J	mg/L	0.040	02/26/24 16:51	
92714148007	**HAM-AP1-FD-01-PT**					
EPA 6010D	Iron	0.31	mg/L	0.040	02/28/24 15:23	
EPA 6010D	Manganese	0.64	mg/L	0.040	02/28/24 15:23	
EPA 6010D	Potassium	7.3	mg/L	0.50	02/28/24 15:23	
EPA 6010D	Sodium	9.6	mg/L	1.0	02/28/24 15:23	
EPA 6010D	Calcium	112	mg/L	1.0	02/28/24 15:23	
EPA 6010D	Magnesium	15.5	mg/L	0.050	02/28/24 15:23	
EPA 6020B	Barium	0.059	mg/L	0.0050	02/26/24 16:58	
EPA 6020B	Boron	2.1	mg/L	0.040	02/26/24 16:58	
EPA 6020B	Cobalt	0.0019J	mg/L	0.0050	02/26/24 16:58	
EPA 6020B	Molybdenum	0.069	mg/L	0.010	02/26/24 16:58	
SM 2540C-2015	Total Dissolved Solids	518	mg/L	25.0	02/20/24 12:58	
SM 2320B-2011	Alkalinity,Bicarbonate (CaCO3)	143	mg/L	5.0	02/21/24 20:31	
SM 2320B-2011	Alkalinity, Total as CaCO3	143	mg/L	5.0	02/21/24 20:31	
EPA 300.0 Rev 2.1 1993	Chloride	59.4	mg/L	1.0	02/20/24 20:13	
EPA 300.0 Rev 2.1 1993	Fluoride	0.19	mg/L	0.10	02/20/24 20:13	

This report shall not be reproduced, except in full,
without the written consent of Pace Analytical Services, LLC.

Pace Analytical Services, LLC
9800 Kincey Ave. Suite 100
Huntersville, NC 28078
(704)875-9092

SUMMARY OF DETECTION

Project: Plant Hammond AP-1 (CA)
Pace Project No.: 92714148

Lab Sample ID Method	Client Sample ID Parameters	Result	Units	Report Limit	Analyzed	Qualifiers
92714148007	**HAM-AP1-FD-01-PT**					
EPA 300.0 Rev 2.1 1993	Sulfate	141	mg/L	3.0	02/21/24 04:08	

This report shall not be reproduced, except in full,
without the written consent of Pace Analytical Services, LLC.

Pace Analytical Services, LLC
9800 Kincey Ave. Suite 100
Huntersville, NC 28078
(704)875-9092

ANALYTICAL RESULTS

Project: Plant Hammond AP-1 (CA)
Pace Project No.: 92714148

Sample: HAM-PT-07 **Lab ID: 92714148001** Collected: 02/15/24 12:51 Received: 02/19/24 13:30 Matrix: Water

Parameters	Results	Units	Report Limit	MDL	DF	Prepared	Analyzed	CAS No.	Qual
6010D ATL ICP	Analytical Method: EPA 6010D Preparation Method: EPA 3010A								
	Pace Analytical Services - Peachtree Corners, GA								
Iron	**24.5**	mg/L	0.040	0.025	1	02/20/24 20:35	02/28/24 15:08	7439-89-6	
Manganese	**5.8**	mg/L	0.040	0.011	1	02/20/24 20:35	02/28/24 15:08	7439-96-5	
Potassium	**7.1**	mg/L	0.50	0.15	1	02/20/24 20:35	02/28/24 15:08	7440-09-7	
Sodium	**7.5**	mg/L	1.0	0.58	1	02/20/24 20:35	02/28/24 15:08	7440-23-5	
Calcium	**190**	mg/L	1.0	0.12	1	02/20/24 20:35	02/28/24 15:08	7440-70-2	
Magnesium	**26.4**	mg/L	0.050	0.012	1	02/20/24 20:35	02/28/24 15:08	7439-95-4	
6020 MET ICPMS	Analytical Method: EPA 6020B Preparation Method: EPA 3005A								
	Pace Analytical Services - Peachtree Corners, GA								
Antimony	**0.00069J**	mg/L	0.0030	0.00054	1	02/20/24 15:49	02/26/24 16:36	7440-36-0	
Arsenic	**0.30**	mg/L	0.010	0.00084	1	02/20/24 15:49	02/26/24 16:36	7440-38-2	
Barium	**0.064**	mg/L	0.0050	0.00047	1	02/20/24 15:49	02/26/24 16:36	7440-39-3	
Beryllium	ND	mg/L	0.00050	0.000094	1	02/20/24 15:49	02/26/24 16:36	7440-41-7	
Boron	**0.86**	mg/L	0.040	0.012	1	02/20/24 15:49	02/26/24 16:36	7440-42-8	
Cadmium	ND	mg/L	0.00050	0.00010	1	02/20/24 15:49	02/26/24 16:36	7440-43-9	
Chromium	ND	mg/L	0.0050	0.0019	1	02/20/24 15:49	02/26/24 16:36	7440-47-3	
Cobalt	**0.084**	mg/L	0.0050	0.00032	1	02/20/24 15:49	02/26/24 16:36	7440-48-4	
Lead	ND	mg/L	0.0010	0.00016	1	02/20/24 15:49	02/26/24 16:36	7439-92-1	
Lithium	**0.069**	mg/L	0.030	0.0016	1	02/20/24 15:49	02/26/24 16:36	7439-93-2	
Molybdenum	**0.011**	mg/L	0.010	0.00062	1	02/20/24 15:49	02/26/24 16:36	7439-98-7	
Selenium	ND	mg/L	0.0050	0.00096	1	02/20/24 15:49	02/26/24 16:36	7782-49-2	
Thallium	ND	mg/L	0.0010	0.00038	1	02/20/24 15:49	02/26/24 16:36	7440-28-0	
7470 Mercury	Analytical Method: EPA 7470A Preparation Method: EPA 7470A								
	Pace Analytical Services - Peachtree Corners, GA								
Mercury	ND	mg/L	0.00020	0.00013	1	02/27/24 09:00	02/27/24 12:11	7439-97-6	
2540C Total Dissolved Solids	Analytical Method: SM 2540C-2015								
	Pace Analytical Services - Peachtree Corners, GA								
Total Dissolved Solids	**876**	mg/L	25.0	25.0	1		02/20/24 12:56		
2320B Alkalinity	Analytical Method: SM 2320B-2011								
	Pace Analytical Services - Asheville								
Alkalinity,Bicarbonate (CaCO3)	**89.6**	mg/L	5.0	5.0	1		02/21/24 18:51		
Alkalinity,Carbonate (CaCO3)	ND	mg/L	5.0	5.0	1		02/21/24 18:51		
Alkalinity, Total as CaCO3	**89.6**	mg/L	5.0	5.0	1		02/21/24 18:51		
4500S2D Sulfide Water	Analytical Method: SM 4500-S2D-2011								
	Pace Analytical Services - Asheville								
Sulfide	ND	mg/L	0.10	0.022	1		02/21/24 03:24	18496-25-8	
300.0 IC Anions 28 Days	Analytical Method: EPA 300.0 Rev 2.1 1993								
	Pace Analytical Services - Asheville								
Chloride	**15.4**	mg/L	1.0	0.60	1		02/20/24 06:21	16887-00-6	

This report shall not be reproduced, except in full,
without the written consent of Pace Analytical Services, LLC.

Pace Analytical Services, LLC
9800 Kincey Ave. Suite 100
Huntersville, NC 28078
(704)875-9092

ANALYTICAL RESULTS

Project: Plant Hammond AP-1 (CA)
Pace Project No.: 92714148

Sample: HAM-PT-07 **Lab ID: 92714148001** Collected: 02/15/24 12:51 Received: 02/19/24 13:30 Matrix: Water

Parameters	Results	Units	Report Limit	MDL	DF	Prepared	Analyzed	CAS No.	Qual
300.0 IC Anions 28 Days	Analytical Method: EPA 300.0 Rev 2.1 1993 Pace Analytical Services - Asheville								
Fluoride	**0.29**	mg/L	0.10	0.050	1		02/20/24 06:21	16984-48-8	
Sulfate	**452**	mg/L	10.0	5.0	10		02/20/24 07:18	14808-79-8	

This report shall not be reproduced, except in full,
without the written consent of Pace Analytical Services, LLC.

Pace Analytical Services, LLC
9800 Kincey Ave. Suite 100
Huntersville, NC 28078
(704)875-9092

ANALYTICAL RESULTS

Project: Plant Hammond AP-1 (CA)
Pace Project No.: 92714148

Sample: HAM-PT-08 **Lab ID: 92714148002** Collected: 02/15/24 10:51 Received: 02/19/24 13:30 Matrix: Water

Parameters	Results	Units	Report Limit	MDL	DF	Prepared	Analyzed	CAS No.	Qual
6010D ATL ICP	Analytical Method: EPA 6010D Preparation Method: EPA 3010A Pace Analytical Services - Peachtree Corners, GA								
Iron	**10.6**	mg/L	0.040	0.025	1	02/20/24 20:35	02/28/24 15:10	7439-89-6	
Manganese	**2.9**	mg/L	0.040	0.011	1	02/20/24 20:35	02/28/24 15:10	7439-96-5	
Potassium	**5.9**	mg/L	0.50	0.15	1	02/20/24 20:35	02/28/24 15:10	7440-09-7	
Sodium	**7.1**	mg/L	1.0	0.58	1	02/20/24 20:35	02/28/24 15:10	7440-23-5	
Calcium	**109**	mg/L	1.0	0.12	1	02/20/24 20:35	02/28/24 15:10	7440-70-2	
Magnesium	**14.8**	mg/L	0.050	0.012	1	02/20/24 20:35	02/28/24 15:10	7439-95-4	
6020 MET ICPMS	Analytical Method: EPA 6020B Preparation Method: EPA 3005A Pace Analytical Services - Peachtree Corners, GA								
Antimony	ND	mg/L	0.0030	0.00054	1	02/20/24 15:49	02/26/24 16:40	7440-36-0	
Arsenic	**0.19**	mg/L	0.010	0.00084	1	02/20/24 15:49	02/26/24 16:40	7440-38-2	
Barium	**0.055**	mg/L	0.0050	0.00047	1	02/20/24 15:49	02/26/24 16:40	7440-39-3	
Beryllium	ND	mg/L	0.00050	0.000094	1	02/20/24 15:49	02/26/24 16:40	7440-41-7	
Boron	**0.88**	mg/L	0.040	0.012	1	02/20/24 15:49	02/26/24 16:40	7440-42-8	
Cadmium	ND	mg/L	0.00050	0.00010	1	02/20/24 15:49	02/26/24 16:40	7440-43-9	
Chromium	ND	mg/L	0.0050	0.0019	1	02/20/24 15:49	02/26/24 16:40	7440-47-3	
Cobalt	**0.033**	mg/L	0.0050	0.00032	1	02/20/24 15:49	02/26/24 16:40	7440-48-4	
Lead	ND	mg/L	0.0010	0.00016	1	02/20/24 15:49	02/26/24 16:40	7439-92-1	
Lithium	**0.026J**	mg/L	0.030	0.0016	1	02/20/24 15:49	02/26/24 16:40	7439-93-2	
Molybdenum	**0.0096J**	mg/L	0.010	0.00062	1	02/20/24 15:49	02/26/24 16:40	7439-98-7	
Selenium	ND	mg/L	0.0050	0.00096	1	02/20/24 15:49	02/26/24 16:40	7782-49-2	
Thallium	ND	mg/L	0.0010	0.00038	1	02/20/24 15:49	02/26/24 16:40	7440-28-0	
7470 Mercury	Analytical Method: EPA 7470A Preparation Method: EPA 7470A Pace Analytical Services - Peachtree Corners, GA								
Mercury	ND	mg/L	0.00020	0.00013	1	02/27/24 09:00	02/27/24 12:21	7439-97-6	
2540C Total Dissolved Solids	Analytical Method: SM 2540C-2015 Pace Analytical Services - Peachtree Corners, GA								
Total Dissolved Solids	**516**	mg/L	25.0	25.0	1		02/20/24 12:56		
2320B Alkalinity	Analytical Method: SM 2320B-2011 Pace Analytical Services - Asheville								
Alkalinity,Bicarbonate (CaCO3)	**69.0**	mg/L	5.0	5.0	1		02/21/24 19:14		
Alkalinity,Carbonate (CaCO3)	ND	mg/L	5.0	5.0	1		02/21/24 19:14		
Alkalinity, Total as CaCO3	**69.0**	mg/L	5.0	5.0	1		02/21/24 19:14		
4500S2D Sulfide Water	Analytical Method: SM 4500-S2D-2011 Pace Analytical Services - Asheville								
Sulfide	ND	mg/L	0.10	0.022	1		02/21/24 03:24	18496-25-8	
300.0 IC Anions 28 Days	Analytical Method: EPA 300.0 Rev 2.1 1993 Pace Analytical Services - Asheville								
Chloride	**15.4**	mg/L	1.0	0.60	1		02/20/24 06:35	16887-00-6	

This report shall not be reproduced, except in full,
without the written consent of Pace Analytical Services, LLC.

Pace Analytical Services, LLC
9800 Kincey Ave. Suite 100
Huntersville, NC 28078
(704)875-9092

ANALYTICAL RESULTS

Project: Plant Hammond AP-1 (CA)
Pace Project No.: 92714148

Sample: HAM-PT-08 **Lab ID: 92714148002** Collected: 02/15/24 10:51 Received: 02/19/24 13:30 Matrix: Water

Parameters	Results	Units	Report Limit	MDL	DF	Prepared	Analyzed	CAS No.	Qual
300.0 IC Anions 28 Days	Analytical Method: EPA 300.0 Rev 2.1 1993 Pace Analytical Services - Asheville								
Fluoride	**0.15**	mg/L	0.10	0.050	1		02/20/24 06:35	16984-48-8	
Sulfate	**251**	mg/L	5.0	2.5	5		02/20/24 07:33	14808-79-8	

This report shall not be reproduced, except in full,
without the written consent of Pace Analytical Services, LLC.

Pace Analytical Services, LLC
9800 Kincey Ave. Suite 100
Huntersville, NC 28078
(704)875-9092

ANALYTICAL RESULTS

Project: Plant Hammond AP-1 (CA)
Pace Project No.: 92714148

Sample: HAM-PT-09 **Lab ID: 92714148003** Collected: 02/15/24 12:34 Received: 02/19/24 13:30 Matrix: Water

Parameters	Results	Units	Report Limit	MDL	DF	Prepared	Analyzed	CAS No.	Qual
6010D ATL ICP	Analytical Method: EPA 6010D Preparation Method: EPA 3010A								
	Pace Analytical Services - Peachtree Corners, GA								
Iron	**10.7**	mg/L	0.040	0.025	1	02/20/24 20:35	02/28/24 15:12	7439-89-6	
Manganese	**3.0**	mg/L	0.040	0.011	1	02/20/24 20:35	02/28/24 15:12	7439-96-5	
Potassium	**6.0**	mg/L	0.50	0.15	1	02/20/24 20:35	02/28/24 15:12	7440-09-7	
Sodium	**7.2**	mg/L	1.0	0.58	1	02/20/24 20:35	02/28/24 15:12	7440-23-5	
Calcium	**111**	mg/L	1.0	0.12	1	02/20/24 20:35	02/28/24 15:12	7440-70-2	
Magnesium	**14.9**	mg/L	0.050	0.012	1	02/20/24 20:35	02/28/24 15:12	7439-95-4	
6020 MET ICPMS	Analytical Method: EPA 6020B Preparation Method: EPA 3005A								
	Pace Analytical Services - Peachtree Corners, GA								
Antimony	ND	mg/L	0.0030	0.00054	1	02/20/24 15:49	02/26/24 16:43	7440-36-0	
Arsenic	ND	mg/L	0.010	0.00084	1	02/20/24 15:49	02/26/24 16:43	7440-38-2	
Barium	**0.051**	mg/L	0.0050	0.00047	1	02/20/24 15:49	02/26/24 16:43	7440-39-3	
Beryllium	ND	mg/L	0.00050	0.000094	1	02/20/24 15:49	02/26/24 16:43	7440-41-7	
Boron	**1.6**	mg/L	0.040	0.012	1	02/20/24 15:49	02/26/24 16:43	7440-42-8	
Cadmium	**0.00014J**	mg/L	0.00050	0.00010	1	02/20/24 15:49	02/26/24 16:43	7440-43-9	
Chromium	ND	mg/L	0.0050	0.0019	1	02/20/24 15:49	02/26/24 16:43	7440-47-3	
Cobalt	**0.00071J**	mg/L	0.0050	0.00032	1	02/20/24 15:49	02/26/24 16:43	7440-48-4	
Lead	ND	mg/L	0.0010	0.00016	1	02/20/24 15:49	02/26/24 16:43	7439-92-1	
Lithium	ND	mg/L	0.030	0.0016	1	02/20/24 15:49	02/26/24 16:43	7439-93-2	
Molybdenum	**0.38**	mg/L	0.010	0.00062	1	02/20/24 15:49	02/26/24 16:43	7439-98-7	
Selenium	ND	mg/L	0.0050	0.00096	1	02/20/24 15:49	02/26/24 16:43	7782-49-2	
Thallium	ND	mg/L	0.0010	0.00038	1	02/20/24 15:49	02/26/24 16:43	7440-28-0	
7470 Mercury	Analytical Method: EPA 7470A Preparation Method: EPA 7470A								
	Pace Analytical Services - Peachtree Corners, GA								
Mercury	ND	mg/L	0.00020	0.00013	1	02/27/24 09:00	02/27/24 12:24	7439-97-6	
2540C Total Dissolved Solids	Analytical Method: SM 2540C-2015								
	Pace Analytical Services - Peachtree Corners, GA								
Total Dissolved Solids	**477**	mg/L	25.0	25.0	1		02/20/24 12:56		
2320B Alkalinity	Analytical Method: SM 2320B-2011								
	Pace Analytical Services - Asheville								
Alkalinity,Bicarbonate (CaCO3)	**129**	mg/L	5.0	5.0	1		02/21/24 20:02		
Alkalinity,Carbonate (CaCO3)	ND	mg/L	5.0	5.0	1		02/21/24 20:02		
Alkalinity, Total as CaCO3	**129**	mg/L	5.0	5.0	1		02/21/24 20:02		
4500S2D Sulfide Water	Analytical Method: SM 4500-S2D-2011								
	Pace Analytical Services - Asheville								
Sulfide	ND	mg/L	0.10	0.022	1		02/21/24 03:24	18496-25-8	
300.0 IC Anions 28 Days	Analytical Method: EPA 300.0 Rev 2.1 1993								
	Pace Analytical Services - Asheville								
Chloride	**48.0**	mg/L	1.0	0.60	1		02/20/24 06:50	16887-00-6	

This report shall not be reproduced, except in full,
without the written consent of Pace Analytical Services, LLC.

Pace Analytical Services, LLC
9800 Kincey Ave. Suite 100
Huntersville, NC 28078
(704)875-9092

ANALYTICAL RESULTS

Project: Plant Hammond AP-1 (CA)
Pace Project No.: 92714148

Sample: HAM-PT-09 **Lab ID: 92714148003** Collected: 02/15/24 12:34 Received: 02/19/24 13:30 Matrix: Water

Parameters	Results	Units	Report Limit	MDL	DF	Prepared	Analyzed	CAS No.	Qual
300.0 IC Anions 28 Days	Analytical Method: EPA 300.0 Rev 2.1 1993 Pace Analytical Services - Asheville								
Fluoride	**0.37**	mg/L	0.10	0.050	1		02/20/24 06:50	16984-48-8	
Sulfate	**132**	mg/L	3.0	1.5	3		02/20/24 07:47	14808-79-8	

This report shall not be reproduced, except in full,
without the written consent of Pace Analytical Services, LLC.

Pace Analytical Services, LLC
9800 Kincey Ave. Suite 100
Huntersville, NC 28078
(704)875-9092

ANALYTICAL RESULTS

Project: Plant Hammond AP-1 (CA)
Pace Project No.: 92714148

Sample: HAM-PT-10 **Lab ID: 92714148004** Collected: 02/15/24 11:02 Received: 02/19/24 13:30 Matrix: Water

Parameters	Results	Units	Report Limit	MDL	DF	Prepared	Analyzed	CAS No.	Qual
6010D ATL ICP	Analytical Method: EPA 6010D Preparation Method: EPA 3010A Pace Analytical Services - Peachtree Corners, GA								
Iron	**0.32**	mg/L	0.040	0.025	1	02/20/24 20:35	02/28/24 15:15	7439-89-6	
Manganese	**0.67**	mg/L	0.040	0.011	1	02/20/24 20:35	02/28/24 15:15	7439-96-5	
Potassium	**7.2**	mg/L	0.50	0.15	1	02/20/24 20:35	02/28/24 15:15	7440-09-7	
Sodium	**9.5**	mg/L	1.0	0.58	1	02/20/24 20:35	02/28/24 15:15	7440-23-5	
Calcium	**112**	mg/L	1.0	0.12	1	02/20/24 20:35	02/28/24 15:15	7440-70-2	
Magnesium	**15.3**	mg/L	0.050	0.012	1	02/20/24 20:35	02/28/24 15:15	7439-95-4	
6020 MET ICPMS	Analytical Method: EPA 6020B Preparation Method: EPA 3005A Pace Analytical Services - Peachtree Corners, GA								
Antimony	ND	mg/L	0.0030	0.00054	1	02/20/24 15:49	02/26/24 16:47	7440-36-0	
Arsenic	ND	mg/L	0.010	0.00084	1	02/20/24 15:49	02/26/24 16:47	7440-38-2	
Barium	**0.055**	mg/L	0.0050	0.00047	1	02/20/24 15:49	02/26/24 16:47	7440-39-3	
Beryllium	ND	mg/L	0.00050	0.000094	1	02/20/24 15:49	02/26/24 16:47	7440-41-7	
Boron	**2.0**	mg/L	0.040	0.012	1	02/20/24 15:49	02/26/24 16:47	7440-42-8	
Cadmium	ND	mg/L	0.00050	0.00010	1	02/20/24 15:49	02/26/24 16:47	7440-43-9	
Chromium	ND	mg/L	0.0050	0.0019	1	02/20/24 15:49	02/26/24 16:47	7440-47-3	
Cobalt	**0.0018J**	mg/L	0.0050	0.00032	1	02/20/24 15:49	02/26/24 16:47	7440-48-4	
Lead	ND	mg/L	0.0010	0.00016	1	02/20/24 15:49	02/26/24 16:47	7439-92-1	
Lithium	ND	mg/L	0.030	0.0016	1	02/20/24 15:49	02/26/24 16:47	7439-93-2	
Molybdenum	**0.065**	mg/L	0.010	0.00062	1	02/20/24 15:49	02/26/24 16:47	7439-98-7	
Selenium	ND	mg/L	0.0050	0.00096	1	02/20/24 15:49	02/26/24 16:47	7782-49-2	
Thallium	ND	mg/L	0.0010	0.00038	1	02/20/24 15:49	02/26/24 16:47	7440-28-0	
7470 Mercury	Analytical Method: EPA 7470A Preparation Method: EPA 7470A Pace Analytical Services - Peachtree Corners, GA								
Mercury	ND	mg/L	0.00020	0.00013	1	02/27/24 09:00	02/27/24 12:26	7439-97-6	
2540C Total Dissolved Solids	Analytical Method: SM 2540C-2015 Pace Analytical Services - Peachtree Corners, GA								
Total Dissolved Solids	**518**	mg/L	25.0	25.0	1		02/20/24 12:57		
2320B Alkalinity	Analytical Method: SM 2320B-2011 Pace Analytical Services - Asheville								
Alkalinity,Bicarbonate (CaCO3)	**139**	mg/L	5.0	5.0	1		02/21/24 20:12		
Alkalinity,Carbonate (CaCO3)	ND	mg/L	5.0	5.0	1		02/21/24 20:12		
Alkalinity, Total as CaCO3	**139**	mg/L	5.0	5.0	1		02/21/24 20:12		
4500S2D Sulfide Water	Analytical Method: SM 4500-S2D-2011 Pace Analytical Services - Asheville								
Sulfide	ND	mg/L	0.10	0.022	1		02/21/24 03:25	18496-25-8	
300.0 IC Anions 28 Days	Analytical Method: EPA 300.0 Rev 2.1 1993 Pace Analytical Services - Asheville								
Chloride	**60.3**	mg/L	1.0	0.60	1		02/20/24 07:04	16887-00-6	

This report shall not be reproduced, except in full,
without the written consent of Pace Analytical Services, LLC.

Pace Analytical Services, LLC
9800 Kincey Ave. Suite 100
Huntersville, NC 28078
(704)875-9092

ANALYTICAL RESULTS

Project: Plant Hammond AP-1 (CA)
Pace Project No.: 92714148

Sample: HAM-PT-10 **Lab ID: 92714148004** Collected: 02/15/24 11:02 Received: 02/19/24 13:30 Matrix: Water

Parameters	Results	Units	Report Limit	MDL	DF	Prepared	Analyzed	CAS No.	Qual
300.0 IC Anions 28 Days	Analytical Method: EPA 300.0 Rev 2.1 1993 Pace Analytical Services - Asheville								
Fluoride	**0.18**	mg/L	0.10	0.050	1		02/20/24 07:04	16984-48-8	
Sulfate	**139**	mg/L	3.0	1.5	3		02/20/24 08:01	14808-79-8	

This report shall not be reproduced, except in full,
without the written consent of Pace Analytical Services, LLC.

Pace Analytical Services, LLC
9800 Kincey Ave. Suite 100
Huntersville, NC 28078
(704)875-9092

ANALYTICAL RESULTS

Project: Plant Hammond AP-1 (CA)
Pace Project No.: 92714148

Sample: HAM-AP1-EB-01-PT **Lab ID: 92714148005** Collected: 02/15/24 13:05 Received: 02/19/24 13:30 Matrix: Water

Parameters	Results	Units	Report Limit	MDL	DF	Prepared	Analyzed	CAS No.	Qual
6010D ATL ICP	Analytical Method: EPA 6010D Preparation Method: EPA 3010A								
	Pace Analytical Services - Peachtree Corners, GA								
Iron	ND	mg/L	0.040	0.025	1	02/20/24 20:35	02/28/24 15:17	7439-89-6	
Manganese	ND	mg/L	0.040	0.011	1	02/20/24 20:35	02/28/24 15:17	7439-96-5	
Potassium	ND	mg/L	0.50	0.15	1	02/20/24 20:35	02/28/24 15:17	7440-09-7	
Sodium	ND	mg/L	1.0	0.58	1	02/20/24 20:35	02/28/24 15:17	7440-23-5	
Calcium	ND	mg/L	1.0	0.12	1	02/20/24 20:35	02/28/24 15:17	7440-70-2	
Magnesium	**0.013J**	mg/L	0.050	0.012	1	02/20/24 20:35	02/28/24 15:17	7439-95-4	
6020 MET ICPMS	Analytical Method: EPA 6020B Preparation Method: EPA 3005A								
	Pace Analytical Services - Peachtree Corners, GA								
Antimony	ND	mg/L	0.0030	0.00054	1	02/20/24 15:49	02/26/24 16:51	7440-36-0	
Arsenic	ND	mg/L	0.010	0.00084	1	02/20/24 15:49	02/26/24 16:51	7440-38-2	
Barium	ND	mg/L	0.0050	0.00047	1	02/20/24 15:49	02/26/24 16:51	7440-39-3	
Beryllium	ND	mg/L	0.00050	0.000094	1	02/20/24 15:49	02/26/24 16:51	7440-41-7	
Boron	**0.014J**	mg/L	0.040	0.012	1	02/20/24 15:49	02/26/24 16:51	7440-42-8	
Cadmium	ND	mg/L	0.00050	0.00010	1	02/20/24 15:49	02/26/24 16:51	7440-43-9	
Chromium	ND	mg/L	0.0050	0.0019	1	02/20/24 15:49	02/26/24 16:51	7440-47-3	
Cobalt	ND	mg/L	0.0050	0.00032	1	02/20/24 15:49	02/26/24 16:51	7440-48-4	
Lead	ND	mg/L	0.0010	0.00016	1	02/20/24 15:49	02/26/24 16:51	7439-92-1	
Lithium	ND	mg/L	0.030	0.0016	1	02/20/24 15:49	02/26/24 16:51	7439-93-2	
Molybdenum	ND	mg/L	0.010	0.00062	1	02/20/24 15:49	02/26/24 16:51	7439-98-7	
Selenium	ND	mg/L	0.0050	0.00096	1	02/20/24 15:49	02/26/24 16:51	7782-49-2	
Thallium	ND	mg/L	0.0010	0.00038	1	02/20/24 15:49	02/26/24 16:51	7440-28-0	
7470 Mercury	Analytical Method: EPA 7470A Preparation Method: EPA 7470A								
	Pace Analytical Services - Peachtree Corners, GA								
Mercury	ND	mg/L	0.00020	0.00013	1	02/27/24 09:00	02/27/24 12:34	7439-97-6	
2540C Total Dissolved Solids	Analytical Method: SM 2540C-2015								
	Pace Analytical Services - Peachtree Corners, GA								
Total Dissolved Solids	ND	mg/L	25.0	25.0	1		02/20/24 12:57		
2320B Alkalinity	Analytical Method: SM 2320B-2011								
	Pace Analytical Services - Asheville								
Alkalinity,Bicarbonate (CaCO3)	ND	mg/L	5.0	5.0	1		02/21/24 20:22		
Alkalinity,Carbonate (CaCO3)	ND	mg/L	5.0	5.0	1		02/21/24 20:22		
Alkalinity, Total as CaCO3	ND	mg/L	5.0	5.0	1		02/21/24 20:22		
4500S2D Sulfide Water	Analytical Method: SM 4500-S2D-2011								
	Pace Analytical Services - Asheville								
Sulfide	ND	mg/L	0.10	0.022	1		02/21/24 03:26	18496-25-8	R1
300.0 IC Anions 28 Days	Analytical Method: EPA 300.0 Rev 2.1 1993								
	Pace Analytical Services - Asheville								
Chloride	ND	mg/L	1.0	0.60	1		02/20/24 01:04	16887-00-6	

This report shall not be reproduced, except in full,
without the written consent of Pace Analytical Services, LLC.

Pace Analytical Services, LLC
9800 Kincey Ave. Suite 100
Huntersville, NC 28078
(704)875-9092

ANALYTICAL RESULTS

Project: Plant Hammond AP-1 (CA)
Pace Project No.: 92714148

Sample: HAM-AP1-EB-01-PT **Lab ID: 92714148005** Collected: 02/15/24 13:05 Received: 02/19/24 13:30 Matrix: Water

Parameters	Results	Units	Report Limit	MDL	DF	Prepared	Analyzed	CAS No.	Qual
300.0 IC Anions 28 Days	Analytical Method: EPA 300.0 Rev 2.1 1993 Pace Analytical Services - Asheville								
Fluoride	ND	mg/L	0.10	0.050	1		02/20/24 01:04	16984-48-8	
Sulfate	ND	mg/L	1.0	0.50	1		02/20/24 01:04	14808-79-8	

This report shall not be reproduced, except in full,
without the written consent of Pace Analytical Services, LLC.

Pace Analytical Services, LLC
9800 Kincey Ave. Suite 100
Huntersville, NC 28078
(704)875-9092

ANALYTICAL RESULTS

Project: Plant Hammond AP-1 (CA)
Pace Project No.: 92714148

Sample: HAM-AP1-FB-01-PT **Lab ID: 92714148006** Collected: 02/15/24 13:00 Received: 02/19/24 13:30 Matrix: Water

Parameters	Results	Units	Report Limit	MDL	DF	Prepared	Analyzed	CAS No.	Qual
6010D ATL ICP	Analytical Method: EPA 6010D Preparation Method: EPA 3010A								
	Pace Analytical Services - Peachtree Corners, GA								
Iron	ND	mg/L	0.040	0.025	1	02/20/24 20:35	02/28/24 15:20	7439-89-6	
Manganese	ND	mg/L	0.040	0.011	1	02/20/24 20:35	02/28/24 15:20	7439-96-5	
Potassium	ND	mg/L	0.50	0.15	1	02/20/24 20:35	02/28/24 15:20	7440-09-7	
Sodium	ND	mg/L	1.0	0.58	1	02/20/24 20:35	02/28/24 15:20	7440-23-5	
Calcium	ND	mg/L	1.0	0.12	1	02/20/24 20:35	02/28/24 15:20	7440-70-2	
Magnesium	ND	mg/L	0.050	0.012	1	02/20/24 20:35	02/28/24 15:20	7439-95-4	
6020 MET ICPMS	Analytical Method: EPA 6020B Preparation Method: EPA 3005A								
	Pace Analytical Services - Peachtree Corners, GA								
Antimony	ND	mg/L	0.0030	0.00054	1	02/20/24 15:49	02/26/24 16:55	7440-36-0	
Arsenic	ND	mg/L	0.010	0.00084	1	02/20/24 15:49	02/26/24 16:55	7440-38-2	
Barium	ND	mg/L	0.0050	0.00047	1	02/20/24 15:49	02/26/24 16:55	7440-39-3	
Beryllium	ND	mg/L	0.00050	0.000094	1	02/20/24 15:49	02/26/24 16:55	7440-41-7	
Boron	ND	mg/L	0.040	0.012	1	02/20/24 15:49	02/26/24 16:55	7440-42-8	
Cadmium	ND	mg/L	0.00050	0.00010	1	02/20/24 15:49	02/26/24 16:55	7440-43-9	
Chromium	ND	mg/L	0.0050	0.0019	1	02/20/24 15:49	02/26/24 16:55	7440-47-3	
Cobalt	ND	mg/L	0.0050	0.00032	1	02/20/24 15:49	02/26/24 16:55	7440-48-4	
Lead	ND	mg/L	0.0010	0.00016	1	02/20/24 15:49	02/26/24 16:55	7439-92-1	
Lithium	ND	mg/L	0.030	0.0016	1	02/20/24 15:49	02/26/24 16:55	7439-93-2	
Molybdenum	ND	mg/L	0.010	0.00062	1	02/20/24 15:49	02/26/24 16:55	7439-98-7	
Selenium	ND	mg/L	0.0050	0.00096	1	02/20/24 15:49	02/26/24 16:55	7782-49-2	
Thallium	ND	mg/L	0.0010	0.00038	1	02/20/24 15:49	02/26/24 16:55	7440-28-0	
7470 Mercury	Analytical Method: EPA 7470A Preparation Method: EPA 7470A								
	Pace Analytical Services - Peachtree Corners, GA								
Mercury	ND	mg/L	0.00020	0.00013	1	02/27/24 09:00	02/27/24 12:37	7439-97-6	
2540C Total Dissolved Solids	Analytical Method: SM 2540C-2015								
	Pace Analytical Services - Peachtree Corners, GA								
Total Dissolved Solids	ND	mg/L	25.0	25.0	1		02/20/24 12:58		
2320B Alkalinity	Analytical Method: SM 2320B-2011								
	Pace Analytical Services - Asheville								
Alkalinity,Bicarbonate (CaCO3)	ND	mg/L	5.0	5.0	1		02/21/24 20:27		
Alkalinity,Carbonate (CaCO3)	ND	mg/L	5.0	5.0	1		02/21/24 20:27		
Alkalinity, Total as CaCO3	ND	mg/L	5.0	5.0	1		02/21/24 20:27		
4500S2D Sulfide Water	Analytical Method: SM 4500-S2D-2011								
	Pace Analytical Services - Asheville								
Sulfide	ND	mg/L	0.10	0.022	1		02/21/24 03:28	18496-25-8	
300.0 IC Anions 28 Days	Analytical Method: EPA 300.0 Rev 2.1 1993								
	Pace Analytical Services - Asheville								
Chloride	ND	mg/L	1.0	0.60	1		02/20/24 01:19	16887-00-6	

This report shall not be reproduced, except in full,
without the written consent of Pace Analytical Services, LLC.

Pace Analytical Services, LLC
9800 Kincey Ave. Suite 100
Huntersville, NC 28078
(704)875-9092

ANALYTICAL RESULTS

Project: Plant Hammond AP-1 (CA)
Pace Project No.: 92714148

Sample: HAM-AP1-FB-01-PT **Lab ID: 92714148006** Collected: 02/15/24 13:00 Received: 02/19/24 13:30 Matrix: Water

Parameters	Results	Units	Report Limit	MDL	DF	Prepared	Analyzed	CAS No.	Qual
300.0 IC Anions 28 Days	Analytical Method: EPA 300.0 Rev 2.1 1993 Pace Analytical Services - Asheville								
Fluoride	ND	mg/L	0.10	0.050	1		02/20/24 01:19	16984-48-8	
Sulfate	ND	mg/L	1.0	0.50	1		02/20/24 01:19	14808-79-8	

This report shall not be reproduced, except in full,
without the written consent of Pace Analytical Services, LLC.

Pace Analytical Services, LLC
9800 Kincey Ave. Suite 100
Huntersville, NC 28078
(704)875-9092

ANALYTICAL RESULTS

Project: Plant Hammond AP-1 (CA)
Pace Project No.: 92714148

Sample: HAM-AP1-FD-01-PT **Lab ID: 92714148007** Collected: 02/15/24 00:00 Received: 02/19/24 13:30 Matrix: Water

Parameters	Results	Units	Report Limit	MDL	DF	Prepared	Analyzed	CAS No.	Qual
6010D ATL ICP	Analytical Method: EPA 6010D Preparation Method: EPA 3010A								
	Pace Analytical Services - Peachtree Corners, GA								
Iron	**0.31**	mg/L	0.040	0.025	1	02/20/24 20:35	02/28/24 15:23	7439-89-6	
Manganese	**0.64**	mg/L	0.040	0.011	1	02/20/24 20:35	02/28/24 15:23	7439-96-5	
Potassium	**7.3**	mg/L	0.50	0.15	1	02/20/24 20:35	02/28/24 15:23	7440-09-7	
Sodium	**9.6**	mg/L	1.0	0.58	1	02/20/24 20:35	02/28/24 15:23	7440-23-5	
Calcium	**112**	mg/L	1.0	0.12	1	02/20/24 20:35	02/28/24 15:23	7440-70-2	
Magnesium	**15.5**	mg/L	0.050	0.012	1	02/20/24 20:35	02/28/24 15:23	7439-95-4	
6020 MET ICPMS	Analytical Method: EPA 6020B Preparation Method: EPA 3005A								
	Pace Analytical Services - Peachtree Corners, GA								
Antimony	ND	mg/L	0.0030	0.00054	1	02/20/24 15:49	02/26/24 16:58	7440-36-0	
Arsenic	ND	mg/L	0.010	0.00084	1	02/20/24 15:49	02/26/24 16:58	7440-38-2	
Barium	**0.059**	mg/L	0.0050	0.00047	1	02/20/24 15:49	02/26/24 16:58	7440-39-3	
Beryllium	ND	mg/L	0.00050	0.000094	1	02/20/24 15:49	02/26/24 16:58	7440-41-7	
Boron	**2.1**	mg/L	0.040	0.012	1	02/20/24 15:49	02/26/24 16:58	7440-42-8	
Cadmium	ND	mg/L	0.00050	0.00010	1	02/20/24 15:49	02/26/24 16:58	7440-43-9	
Chromium	ND	mg/L	0.0050	0.0019	1	02/20/24 15:49	02/26/24 16:58	7440-47-3	
Cobalt	**0.0019J**	mg/L	0.0050	0.00032	1	02/20/24 15:49	02/26/24 16:58	7440-48-4	
Lead	ND	mg/L	0.0010	0.00016	1	02/20/24 15:49	02/26/24 16:58	7439-92-1	
Lithium	ND	mg/L	0.030	0.0016	1	02/20/24 15:49	02/26/24 16:58	7439-93-2	
Molybdenum	**0.069**	mg/L	0.010	0.00062	1	02/20/24 15:49	02/26/24 16:58	7439-98-7	
Selenium	ND	mg/L	0.0050	0.00096	1	02/20/24 15:49	02/26/24 16:58	7782-49-2	
Thallium	ND	mg/L	0.0010	0.00038	1	02/20/24 15:49	02/26/24 16:58	7440-28-0	
7470 Mercury	Analytical Method: EPA 7470A Preparation Method: EPA 7470A								
	Pace Analytical Services - Peachtree Corners, GA								
Mercury	ND	mg/L	0.00020	0.00013	1	02/27/24 09:00	02/27/24 12:39	7439-97-6	
2540C Total Dissolved Solids	Analytical Method: SM 2540C-2015								
	Pace Analytical Services - Peachtree Corners, GA								
Total Dissolved Solids	**518**	mg/L	25.0	25.0	1		02/20/24 12:58		
2320B Alkalinity	Analytical Method: SM 2320B-2011								
	Pace Analytical Services - Asheville								
Alkalinity,Bicarbonate (CaCO3)	**143**	mg/L	5.0	5.0	1		02/21/24 20:31		
Alkalinity,Carbonate (CaCO3)	ND	mg/L	5.0	5.0	1		02/21/24 20:31		
Alkalinity, Total as CaCO3	**143**	mg/L	5.0	5.0	1		02/21/24 20:31		
4500S2D Sulfide Water	Analytical Method: SM 4500-S2D-2011								
	Pace Analytical Services - Asheville								
Sulfide	ND	mg/L	0.10	0.022	1		02/21/24 03:28	18496-25-8	
300.0 IC Anions 28 Days	Analytical Method: EPA 300.0 Rev 2.1 1993								
	Pace Analytical Services - Asheville								
Chloride	**59.4**	mg/L	1.0	0.60	1		02/20/24 20:13	16887-00-6	

This report shall not be reproduced, except in full,
without the written consent of Pace Analytical Services, LLC.

Pace Analytical Services, LLC
9800 Kincey Ave. Suite 100
Huntersville, NC 28078
(704)875-9092

ANALYTICAL RESULTS

Project: Plant Hammond AP-1 (CA)
Pace Project No.: 92714148

Sample: HAM-AP1-FD-01-PT **Lab ID: 92714148007** Collected: 02/15/24 00:00 Received: 02/19/24 13:30 Matrix: Water

Parameters	Results	Units	Report Limit	MDL	DF	Prepared	Analyzed	CAS No.	Qual
300.0 IC Anions 28 Days	Analytical Method: EPA 300.0 Rev 2.1 1993 Pace Analytical Services - Asheville								
Fluoride	**0.19**	mg/L	0.10	0.050	1		02/20/24 20:13	16984-48-8	
Sulfate	**141**	mg/L	3.0	1.5	3		02/21/24 04:08	14808-79-8	

This report shall not be reproduced, except in full,
without the written consent of Pace Analytical Services, LLC.

Pace Analytical Services, LLC
9800 Kincey Ave. Suite 100
Huntersville, NC 28078
(704)875-9092

QUALITY CONTROL DATA

Project: Plant Hammond AP-1 (CA)
Pace Project No.: 92714148

QC Batch: 833756
QC Batch Method: EPA 3010A
Analysis Method: EPA 6010D
Analysis Description: 6010D ATL
Laboratory: Pace Analytical Services - Peachtree Corners, GA
Associated Lab Samples: 92714148001, 92714148002, 92714148003, 92714148004, 92714148005, 92714148006, 92714148007

METHOD BLANK: 4308339
Matrix: Water
Associated Lab Samples: 92714148001, 92714148002, 92714148003, 92714148004, 92714148005, 92714148006, 92714148007

Parameter	Units	Blank Result	Reporting Limit	MDL	Analyzed	Qualifiers
Calcium	mg/L	ND	1.0	0.12	02/28/24 14:34	
Iron	mg/L	ND	0.040	0.025	02/28/24 14:34	
Magnesium	mg/L	ND	0.050	0.012	02/28/24 14:34	
Manganese	mg/L	ND	0.040	0.011	02/28/24 14:34	
Potassium	mg/L	ND	0.50	0.15	02/28/24 14:34	
Sodium	mg/L	ND	1.0	0.58	02/28/24 14:34	

LABORATORY CONTROL SAMPLE: 4308340

Parameter	Units	Spike Conc.	LCS Result	LCS % Rec	% Rec Limits	Qualifiers
Calcium	mg/L	1	0.96J	96	80-120	
Iron	mg/L	1	0.98	98	80-120	
Magnesium	mg/L	1	1.0	104	80-120	
Manganese	mg/L	1	0.99	99	80-120	
Potassium	mg/L	1	1.0	104	80-120	
Sodium	mg/L	1	1.1	111	80-120	

MATRIX SPIKE & MATRIX SPIKE DUPLICATE: 4308341 4308342

Parameter	Units	92714171011 Result	MS Spike Conc.	MSD Spike Conc.	MS Result	MSD Result	MS % Rec	MSD % Rec	% Rec Limits	RPD	Max RPD	Qual
Calcium	mg/L	68.1	1	1	67.5	68.8	-63	63	75-125	2	20	M1
Iron	mg/L	ND	1	1	0.98	0.98	97	97	75-125	0	20	
Magnesium	mg/L	36.0	1	1	36.0	36.6	-1	58	75-125	2	20	M1
Manganese	mg/L	ND	1	1	1.0	1.0	101	100	75-125	1	20	
Potassium	mg/L	0.87	1	1	1.8	1.8	94	92	75-125	1	20	
Sodium	mg/L	3.4	1	1	4.3	4.3	89	92	75-125	1	20	

Results presented on this page are in the units indicated by the "Units" column except where an alternate unit is presented to the right of the result.

This report shall not be reproduced, except in full,
without the written consent of Pace Analytical Services, LLC.

Pace Analytical Services, LLC
9800 Kincey Ave. Suite 100
Huntersville, NC 28078
(704)875-9092

QUALITY CONTROL DATA

Project: Plant Hammond AP-1 (CA)
Pace Project No.: 92714148

QC Batch: 833653
QC Batch Method: EPA 3005A
Analysis Method: EPA 6020B
Analysis Description: 6020 MET
Laboratory: Pace Analytical Services - Peachtree Corners, GA
Associated Lab Samples: 92714148001, 92714148002, 92714148003, 92714148004, 92714148005, 92714148006, 92714148007

METHOD BLANK: 4307698
Matrix: Water
Associated Lab Samples: 92714148001, 92714148002, 92714148003, 92714148004, 92714148005, 92714148006, 92714148007

Parameter	Units	Blank Result	Reporting Limit	MDL	Analyzed	Qualifiers
Antimony	mg/L	ND	0.0030	0.00054	02/26/24 15:17	
Arsenic	mg/L	ND	0.010	0.00084	02/26/24 15:17	
Barium	mg/L	ND	0.0050	0.00047	02/26/24 15:17	
Beryllium	mg/L	ND	0.00050	0.000094	02/26/24 15:17	
Boron	mg/L	ND	0.040	0.012	02/26/24 15:17	
Cadmium	mg/L	ND	0.00050	0.00010	02/26/24 15:17	
Chromium	mg/L	ND	0.0050	0.0019	02/26/24 15:17	
Cobalt	mg/L	ND	0.0050	0.00032	02/26/24 15:17	
Lead	mg/L	ND	0.0010	0.00016	02/26/24 15:17	
Lithium	mg/L	ND	0.030	0.0016	02/26/24 15:17	
Molybdenum	mg/L	ND	0.010	0.00062	02/26/24 15:17	
Selenium	mg/L	ND	0.0050	0.00096	02/26/24 15:17	
Thallium	mg/L	ND	0.0010	0.00038	02/26/24 15:17	

LABORATORY CONTROL SAMPLE: 4307699

Parameter	Units	Spike Conc.	LCS Result	LCS % Rec	% Rec Limits	Qualifiers
Antimony	mg/L	0.1	0.10	101	80-120	
Arsenic	mg/L	0.1	0.096	96	80-120	
Barium	mg/L	0.1	0.097	97	80-120	
Beryllium	mg/L	0.1	0.10	102	80-120	
Boron	mg/L	1	1.1	105	80-120	
Cadmium	mg/L	0.1	0.098	98	80-120	
Chromium	mg/L	0.1	0.097	97	80-120	
Cobalt	mg/L	0.1	0.096	96	80-120	
Lead	mg/L	0.1	0.099	99	80-120	
Lithium	mg/L	0.1	0.10	103	80-120	
Molybdenum	mg/L	0.1	0.099	99	80-120	
Selenium	mg/L	0.1	0.094	94	80-120	
Thallium	mg/L	0.1	0.097	97	80-120	

MATRIX SPIKE & MATRIX SPIKE DUPLICATE: 4307700 4307701

Parameter	Units	92714171010 Result	MS Spike Conc.	MSD Spike Conc.	MS Result	MSD Result	MS % Rec	MSD % Rec	% Rec Limits	RPD	Max RPD	Qual
Antimony	mg/L	0.022	0.1	0.1	0.12	0.12	98	99	75-125	1	20	
Arsenic	mg/L	0.00097J	0.1	0.1	0.10	0.10	100	100	75-125	1	20	

Results presented on this page are in the units indicated by the "Units" column except where an alternate unit is presented to the right of the result.

REPORT OF LABORATORY ANALYSIS

This report shall not be reproduced, except in full,
without the written consent of Pace Analytical Services, LLC.

Pace Analytical Services, LLC
9800 Kincey Ave. Suite 100
Huntersville, NC 28078
(704)875-9092

QUALITY CONTROL DATA

Project: Plant Hammond AP-1 (CA)
Pace Project No.: 92714148

MATRIX SPIKE & MATRIX SPIKE DUPLICATE: 4307700 4307701

Parameter	Units	92714171010 Result	MS Spike Conc.	MSD Spike Conc.	MS Result	MSD Result	MS % Rec	MSD % Rec	% Rec Limits	RPD	Max RPD	Qual
Barium	mg/L	0.041	0.1	0.1	0.14	0.14	95	96	75-125	1	20	
Beryllium	mg/L	ND	0.1	0.1	0.090	0.092	90	92	75-125	3	20	
Boron	mg/L	0.013J	1	1	0.96	0.98	94	96	75-125	2	20	
Cadmium	mg/L	ND	0.1	0.1	0.10	0.10	100	100	75-125	1	20	
Chromium	mg/L	ND	0.1	0.1	0.10	0.10	101	102	75-125	1	20	
Cobalt	mg/L	ND	0.1	0.1	0.10	0.10	100	101	75-125	1	20	
Lead	mg/L	ND	0.1	0.1	0.096	0.096	96	96	75-125	0	20	
Lithium	mg/L	0.0067J	0.1	0.1	0.097	0.099	90	93	75-125	3	20	
Molybdenum	mg/L	0.0022J	0.1	0.1	0.099	0.10	97	98	75-125	1	20	
Selenium	mg/L	ND	0.1	0.1	0.10	0.099	99	98	75-125	1	20	
Thallium	mg/L	ND	0.1	0.1	0.095	0.096	94	95	75-125	1	20	

Results presented on this page are in the units indicated by the "Units" column except where an alternate unit is presented to the right of the result.

This report shall not be reproduced, except in full,
without the written consent of Pace Analytical Services, LLC.

Pace Analytical Services, LLC
9800 Kincey Ave. Suite 100
Huntersville, NC 28078
(704)875-9092

QUALITY CONTROL DATA

Project: Plant Hammond AP-1 (CA)
Pace Project No.: 92714148

QC Batch: 835135
QC Batch Method: EPA 7470A
Analysis Method: EPA 7470A
Analysis Description: 7470 Mercury
Laboratory: Pace Analytical Services - Peachtree Corners, GA
Associated Lab Samples: 92714148001, 92714148002, 92714148003, 92714148004, 92714148005, 92714148006, 92714148007

METHOD BLANK: 4314459
Matrix: Water
Associated Lab Samples: 92714148001, 92714148002, 92714148003, 92714148004, 92714148005, 92714148006, 92714148007

Parameter	Units	Blank Result	Reporting Limit	MDL	Analyzed	Qualifiers
Mercury	mg/L	ND	0.00020	0.00013	02/27/24 11:41	

LABORATORY CONTROL SAMPLE: 4314460

Parameter	Units	Spike Conc.	LCS Result	LCS % Rec	% Rec Limits	Qualifiers
Mercury	mg/L	0.0025	0.0027	107	80-120	

MATRIX SPIKE & MATRIX SPIKE DUPLICATE: 4314461 4314462

Parameter	Units	92714148001 Result	MS Spike Conc.	MSD Spike Conc.	MS Result	MSD Result	MS % Rec	MSD % Rec	% Rec Limits	RPD	Max RPD	Qual
Mercury	mg/L	ND	0.0025	0.0025	0.0024	0.0023	94	93	75-125	1	20	

Results presented on this page are in the units indicated by the "Units" column except where an alternate unit is presented to the right of the result.

REPORT OF LABORATORY ANALYSIS

This report shall not be reproduced, except in full,
without the written consent of Pace Analytical Services, LLC.

Pace Analytical Services, LLC
9800 Kincey Ave. Suite 100
Huntersville, NC 28078
(704)875-9092

QUALITY CONTROL DATA

Project: Plant Hammond AP-1 (CA)
Pace Project No.: 92714148

QC Batch: 833549
QC Batch Method: SM 2540C-2015
Analysis Method: SM 2540C-2015
Analysis Description: 2540C Total Dissolved Solids
Laboratory: Pace Analytical Services - Peachtree Corners, GA
Associated Lab Samples: 92714148001, 92714148002, 92714148003, 92714148004, 92714148005, 92714148006, 92714148007

METHOD BLANK: 4307078
Matrix: Water
Associated Lab Samples: 92714148001, 92714148002, 92714148003, 92714148004, 92714148005, 92714148006, 92714148007

Parameter	Units	Blank Result	Reporting Limit	MDL	Analyzed	Qualifiers
Total Dissolved Solids	mg/L	ND	25.0	25.0	02/20/24 12:50	

LABORATORY CONTROL SAMPLE: 4307079

Parameter	Units	Spike Conc.	LCS Result	LCS % Rec	% Rec Limits	Qualifiers
Total Dissolved Solids	mg/L	400	398	100	80-120	

SAMPLE DUPLICATE: 4307080

Parameter	Units	92713572004 Result	Dup Result	RPD	Max RPD	Qualifiers
Total Dissolved Solids	mg/L	502	517	3	10	

SAMPLE DUPLICATE: 4307081

Parameter	Units	92714148005 Result	Dup Result	RPD	Max RPD	Qualifiers
Total Dissolved Solids	mg/L	ND	76.0		10	

Results presented on this page are in the units indicated by the "Units" column except where an alternate unit is presented to the right of the result.

REPORT OF LABORATORY ANALYSIS

This report shall not be reproduced, except in full,
without the written consent of Pace Analytical Services, LLC.

Pace Analytical Services, LLC
9800 Kincey Ave. Suite 100
Huntersville, NC 28078
(704)875-9092

QUALITY CONTROL DATA

Project: Plant Hammond AP-1 (CA)
Pace Project No.: 92714148

QC Batch: 833847
QC Batch Method: SM 2320B-2011
Analysis Method: SM 2320B-2011
Analysis Description: 2320B Alkalinity
Laboratory: Pace Analytical Services - Asheville
Associated Lab Samples: 92714148001, 92714148002

METHOD BLANK: 4308554 Matrix: Water
Associated Lab Samples: 92714148001, 92714148002

Parameter	Units	Blank Result	Reporting Limit	MDL	Analyzed	Qualifiers
Alkalinity, Total as CaCO3	mg/L	ND	5.0	5.0	02/21/24 15:42	
Alkalinity,Bicarbonate (CaCO3)	mg/L	ND	5.0	5.0	02/21/24 15:42	
Alkalinity,Carbonate (CaCO3)	mg/L	ND	5.0	5.0	02/21/24 15:42	

LABORATORY CONTROL SAMPLE: 4308555

Parameter	Units	Spike Conc.	LCS Result	LCS % Rec	% Rec Limits	Qualifiers
Alkalinity, Total as CaCO3	mg/L	50	50.8	102	80-120	

LABORATORY CONTROL SAMPLE: 4308556

Parameter	Units	Spike Conc.	LCS Result	LCS % Rec	% Rec Limits	Qualifiers
Alkalinity, Total as CaCO3	mg/L	50	51.7	103	80-120	

MATRIX SPIKE & MATRIX SPIKE DUPLICATE: 4308557 4308558

Parameter	Units	92714148001 Result	MS Spike Conc.	MSD Spike Conc.	MS Result	MSD Result	MS % Rec	MSD % Rec	% Rec Limits	RPD	Max RPD	Qual
Alkalinity, Total as CaCO3	mg/L	89.6	50	50	139	140	99	100	80-120	0	25	

MATRIX SPIKE & MATRIX SPIKE DUPLICATE: 4308559 4308560

Parameter	Units	92714148002 Result	MS Spike Conc.	MSD Spike Conc.	MS Result	MSD Result	MS % Rec	MSD % Rec	% Rec Limits	RPD	Max RPD	Qual
Alkalinity, Total as CaCO3	mg/L	69.0	50	50	122	120	105	101	80-120	2	25	

Results presented on this page are in the units indicated by the "Units" column except where an alternate unit is presented to the right of the result.

This report shall not be reproduced, except in full,
without the written consent of Pace Analytical Services, LLC.

Pace Analytical Services, LLC
9800 Kincey Ave. Suite 100
Huntersville, NC 28078
(704)875-9092

QUALITY CONTROL DATA

Project: Plant Hammond AP-1 (CA)
Pace Project No.: 92714148

QC Batch: 833947
QC Batch Method: SM 2320B-2011
Analysis Method: SM 2320B-2011
Analysis Description: 2320B Alkalinity
Laboratory: Pace Analytical Services - Asheville
Associated Lab Samples: 92714148003, 92714148004, 92714148005, 92714148006, 92714148007

METHOD BLANK: 4309016 Matrix: Water
Associated Lab Samples: 92714148003, 92714148004, 92714148005, 92714148006, 92714148007

Parameter	Units	Blank Result	Reporting Limit	MDL	Analyzed	Qualifiers
Alkalinity, Total as CaCO3	mg/L	ND	5.0	5.0	02/21/24 19:45	
Alkalinity,Bicarbonate (CaCO3)	mg/L	ND	5.0	5.0	02/21/24 19:45	
Alkalinity,Carbonate (CaCO3)	mg/L	ND	5.0	5.0	02/21/24 19:45	

LABORATORY CONTROL SAMPLE: 4309017

Parameter	Units	Spike Conc.	LCS Result	LCS % Rec	% Rec Limits	Qualifiers
Alkalinity, Total as CaCO3	mg/L	50	50.0	100	80-120	

LABORATORY CONTROL SAMPLE: 4309018

Parameter	Units	Spike Conc.	LCS Result	LCS % Rec	% Rec Limits	Qualifiers
Alkalinity, Total as CaCO3	mg/L	50	50.8	102	80-120	

MATRIX SPIKE & MATRIX SPIKE DUPLICATE: 4309019 4309020

Parameter	Units	92714171010 Result	MS Spike Conc.	MSD Spike Conc.	MS Result	MSD Result	MS % Rec	MSD % Rec	% Rec Limits	RPD	Max RPD	Qual
Alkalinity, Total as CaCO3	mg/L	306	50	50	350	351	89	90	80-120	0	25	

MATRIX SPIKE & MATRIX SPIKE DUPLICATE: 4309021 4309022

Parameter	Units	92714171011 Result	MS Spike Conc.	MSD Spike Conc.	MS Result	MSD Result	MS % Rec	MSD % Rec	% Rec Limits	RPD	Max RPD	Qual
Alkalinity, Total as CaCO3	mg/L	301	50	50	345	342	88	83	80-120	1	25	

Results presented on this page are in the units indicated by the "Units" column except where an alternate unit is presented to the right of the result.

This report shall not be reproduced, except in full,
without the written consent of Pace Analytical Services, LLC.

Pace Analytical Services, LLC
9800 Kincey Ave. Suite 100
Huntersville, NC 28078
(704)875-9092

QUALITY CONTROL DATA

Project: Plant Hammond AP-1 (CA)
Pace Project No.: 92714148

QC Batch: 833475
QC Batch Method: SM 4500-S2D-2011
Analysis Method: SM 4500-S2D-2011
Analysis Description: 4500S2D Sulfide Water
Laboratory: Pace Analytical Services - Asheville
Associated Lab Samples: 92714148001, 92714148002, 92714148003, 92714148004

METHOD BLANK: 4306854 Matrix: Water
Associated Lab Samples: 92714148001, 92714148002, 92714148003, 92714148004

Parameter	Units	Blank Result	Reporting Limit	MDL	Analyzed	Qualifiers
Sulfide	mg/L	ND	0.10	0.022	02/21/24 03:14	

LABORATORY CONTROL SAMPLE: 4306855

Parameter	Units	Spike Conc.	LCS Result	LCS % Rec	% Rec Limits	Qualifiers
Sulfide	mg/L	0.5	0.53	105	80-120	

MATRIX SPIKE & MATRIX SPIKE DUPLICATE: 4306856 4306857

Parameter	Units	92713577003 Result	MS Spike Conc.	MSD Spike Conc.	MS Result	MSD Result	MS % Rec	MSD % Rec	% Rec Limits	RPD	Max RPD	Qual
Sulfide	mg/L	ND	0.5	0.5	0.50	0.54	98	107	80-120	8	10	

MATRIX SPIKE & MATRIX SPIKE DUPLICATE: 4306858 4306859

Parameter	Units	92714158010 Result	MS Spike Conc.	MSD Spike Conc.	MS Result	MSD Result	MS % Rec	MSD % Rec	% Rec Limits	RPD	Max RPD	Qual
Sulfide	mg/L	ND	0.5	0.5	0.48	0.51	96	101	80-120	5	10	

Results presented on this page are in the units indicated by the "Units" column except where an alternate unit is presented to the right of the result.

REPORT OF LABORATORY ANALYSIS

This report shall not be reproduced, except in full,
without the written consent of Pace Analytical Services, LLC.

Pace Analytical Services, LLC
9800 Kincey Ave. Suite 100
Huntersville, NC 28078
(704)875-9092

QUALITY CONTROL DATA

Project: Plant Hammond AP-1 (CA)
Pace Project No.: 92714148

QC Batch: 833476
QC Batch Method: SM 4500-S2D-2011
Analysis Method: SM 4500-S2D-2011
Analysis Description: 4500S2D Sulfide Water
Laboratory: Pace Analytical Services - Asheville
Associated Lab Samples: 92714148005, 92714148006, 92714148007

METHOD BLANK: 4306860 Matrix: Water
Associated Lab Samples: 92714148005, 92714148006, 92714148007

Parameter	Units	Blank Result	Reporting Limit	MDL	Analyzed	Qualifiers
Sulfide	mg/L	ND	0.10	0.022	02/21/24 03:25	

LABORATORY CONTROL SAMPLE: 4306861

Parameter	Units	Spike Conc.	LCS Result	LCS % Rec	% Rec Limits	Qualifiers
Sulfide	mg/L	0.5	0.52	103	80-120	

MATRIX SPIKE & MATRIX SPIKE DUPLICATE: 4306862 4306863

Parameter	Units	92714148005 Result	MS Spike Conc.	MSD Spike Conc.	MS Result	MSD Result	MS % Rec	MSD % Rec	% Rec Limits	RPD	Max RPD	Qual
Sulfide	mg/L	ND	0.5	0.5	0.51	0.57	101	114	80-120	12	10	R1

MATRIX SPIKE & MATRIX SPIKE DUPLICATE: 4306864 4306865

Parameter	Units	92714158018 Result	MS Spike Conc.	MSD Spike Conc.	MS Result	MSD Result	MS % Rec	MSD % Rec	% Rec Limits	RPD	Max RPD	Qual
Sulfide	mg/L	0.19	0.5	0.5	0.67	0.68	97	99	80-120	1	10	

Results presented on this page are in the units indicated by the "Units" column except where an alternate unit is presented to the right of the result.

This report shall not be reproduced, except in full,
without the written consent of Pace Analytical Services, LLC.

Pace Analytical Services, LLC
9800 Kincey Ave. Suite 100
Huntersville, NC 28078
(704)875-9092

QUALITY CONTROL DATA

Project: Plant Hammond AP-1 (CA)
Pace Project No.: 92714148

QC Batch: 833449
QC Batch Method: EPA 300.0 Rev 2.1 1993
Analysis Method: EPA 300.0 Rev 2.1 1993
Analysis Description: 300.0 IC Anions
Laboratory: Pace Analytical Services - Asheville
Associated Lab Samples: 92714148001, 92714148002, 92714148003, 92714148004, 92714148005, 92714148006

METHOD BLANK: 4306775
Matrix: Water
Associated Lab Samples: 92714148001, 92714148002, 92714148003, 92714148004, 92714148005, 92714148006

Parameter	Units	Blank Result	Reporting Limit	MDL	Analyzed	Qualifiers
Chloride	mg/L	ND	1.0	0.60	02/20/24 00:07	
Fluoride	mg/L	ND	0.10	0.050	02/20/24 00:07	
Sulfate	mg/L	ND	1.0	0.50	02/20/24 00:07	

LABORATORY CONTROL SAMPLE: 4306776

Parameter	Units	Spike Conc.	LCS Result	LCS % Rec	% Rec Limits	Qualifiers
Chloride	mg/L	50	50.1	100	90-110	
Fluoride	mg/L	2.5	2.7	109	90-110	
Sulfate	mg/L	50	50.5	101	90-110	

MATRIX SPIKE & MATRIX SPIKE DUPLICATE: 4306777 4306778

Parameter	Units	92714171003 Result	MS Spike Conc.	MSD Spike Conc.	MS Result	MSD Result	MS % Rec	MSD % Rec	% Rec Limits	RPD	Max RPD	Qual
Chloride	mg/L	0.80J	50	50	51.2	52.2	101	103	90-110	2	10	
Fluoride	mg/L	ND	2.5	2.5	2.7	2.6	108	104	90-110	3	10	
Sulfate	mg/L	ND	50	50	50.9	51.6	101	102	90-110	1	10	

MATRIX SPIKE & MATRIX SPIKE DUPLICATE: 4306779 4306780

Parameter	Units	92714171013 Result	MS Spike Conc.	MSD Spike Conc.	MS Result	MSD Result	MS % Rec	MSD % Rec	% Rec Limits	RPD	Max RPD	Qual
Chloride	mg/L	3.0	50	50	53.3	54.4	101	103	90-110	2	10	
Fluoride	mg/L	ND	2.5	2.5	2.3	2.4	91	93	90-110	3	10	
Sulfate	mg/L	5.0	50	50	56.1	57.2	102	104	90-110	2	10	

Results presented on this page are in the units indicated by the "Units" column except where an alternate unit is presented to the right of the result.

This report shall not be reproduced, except in full,
without the written consent of Pace Analytical Services, LLC.

Pace Analytical Services, LLC
9800 Kincey Ave. Suite 100
Huntersville, NC 28078
(704)875-9092

QUALITY CONTROL DATA

Project: Plant Hammond AP-1 (CA)
Pace Project No.: 92714148

QC Batch: 833704
QC Batch Method: EPA 300.0 Rev 2.1 1993
Analysis Method: EPA 300.0 Rev 2.1 1993
Analysis Description: 300.0 IC Anions
Laboratory: Pace Analytical Services - Asheville
Associated Lab Samples: 92714148007

METHOD BLANK: 4308050 Matrix: Water
Associated Lab Samples: 92714148007

Parameter	Units	Blank Result	Reporting Limit	MDL	Analyzed	Qualifiers
Chloride	mg/L	ND	1.0	0.60	02/20/24 19:44	
Fluoride	mg/L	ND	0.10	0.050	02/20/24 19:44	
Sulfate	mg/L	ND	1.0	0.50	02/20/24 19:44	

LABORATORY CONTROL SAMPLE: 4308051

Parameter	Units	Spike Conc.	LCS Result	LCS % Rec	% Rec Limits	Qualifiers
Chloride	mg/L	50	52.4	105	90-110	
Fluoride	mg/L	2.5	2.6	104	90-110	
Sulfate	mg/L	50	52.6	105	90-110	

MATRIX SPIKE & MATRIX SPIKE DUPLICATE: 4308052 4308053

Parameter	Units	92714198001 Result	MS Spike Conc.	MSD Spike Conc.	MS Result	MSD Result	MS % Rec	MSD % Rec	% Rec Limits	RPD	Max RPD	Qual
Chloride	mg/L	3.0	50	50	53.7	54.0	102	102	90-110	0	10	
Fluoride	mg/L	ND	2.5	2.5	2.5	2.5	98	99	90-110	1	10	
Sulfate	mg/L	2.0	50	50	52.8	53.0	102	102	90-110	0	10	

MATRIX SPIKE & MATRIX SPIKE DUPLICATE: 4308054 4308055

Parameter	Units	92714197005 Result	MS Spike Conc.	MSD Spike Conc.	MS Result	MSD Result	MS % Rec	MSD % Rec	% Rec Limits	RPD	Max RPD	Qual
Chloride	mg/L	2.1	50	50	53.2	55.2	102	106	90-110	4	10	
Fluoride	mg/L	0.16	2.5	2.5	2.6	2.7	96	100	90-110	4	10	
Sulfate	mg/L	15.2	50	50	66.7	68.9	103	107	90-110	3	10	

Results presented on this page are in the units indicated by the "Units" column except where an alternate unit is presented to the right of the result.

This report shall not be reproduced, except in full,
without the written consent of Pace Analytical Services, LLC.

Pace Analytical Services, LLC
9800 Kincey Ave. Suite 100
Huntersville, NC 28078
(704)875-9092

QUALIFIERS

Project: Plant Hammond AP-1 (CA)
Pace Project No.: 92714148

DEFINITIONS

DF - Dilution Factor, if reported, represents the factor applied to the reported data due to dilution of the sample aliquot.

ND - Not Detected at or above adjusted reporting limit.

TNTC - Too Numerous To Count

J - Estimated concentration above the adjusted method detection limit and below the adjusted reporting limit.

MDL - Adjusted Method Detection Limit.

PQL - Practical Quantitation Limit.

RL - Reporting Limit - The lowest concentration value that meets project requirements for quantitative data with known precision and bias for a specific analyte in a specific matrix.

S - Surrogate

1,2-Diphenylhydrazine decomposes to and cannot be separated from Azobenzene using Method 8270. The result for each analyte is a combined concentration.

Consistent with EPA guidelines, unrounded data are displayed and have been used to calculate % recovery and RPD values.

LCS(D) - Laboratory Control Sample (Duplicate)

MS(D) - Matrix Spike (Duplicate)

DUP - Sample Duplicate

RPD - Relative Percent Difference

NC - Not Calculable.

SG - Silica Gel - Clean-Up

U - Indicates the compound was analyzed for, but not detected.

Acid preservation may not be appropriate for 2 Chloroethylvinyl ether.

A separate vial preserved to a pH of 4-5 is recommended in SW846 Chapter 4 for the analysis of Acrolein and Acrylonitrile by EPA Method 8260.

N-Nitrosodiphenylamine decomposes and cannot be separated from Diphenylamine using Method 8270. The result reported for each analyte is a combined concentration.

Reported results are not rounded until the final step prior to reporting. Therefore, calculated parameters that are typically reported as "Total" may vary slightly from the sum of the reported component parameters.

Pace Analytical is TNI accredited. Contact your Pace PM for the current list of accredited analytes.

TNI - The NELAC Institute.

ANALYTE QUALIFIERS

M1	Matrix spike recovery exceeded QC limits. Batch accepted based on laboratory control sample (LCS) recovery.
R1	RPD value was outside control limits.

This report shall not be reproduced, except in full,
without the written consent of Pace Analytical Services, LLC.

Pace Analytical Services, LLC
9800 Kincey Ave. Suite 100
Huntersville, NC 28078
(704)875-9092

QUALITY CONTROL DATA CROSS REFERENCE TABLE

Project: Plant Hammond AP-1 (CA)
Pace Project No.: 92714148

Lab ID	Sample ID	QC Batch Method	QC Batch	Analytical Method	Analytical Batch
92714148001	**HAM-PT-07**	EPA 3010A	833756	EPA 6010D	833988
92714148002	**HAM-PT-08**	EPA 3010A	833756	EPA 6010D	833988
92714148003	**HAM-PT-09**	EPA 3010A	833756	EPA 6010D	833988
92714148004	**HAM-PT-10**	EPA 3010A	833756	EPA 6010D	833988
92714148005	**HAM-AP1-EB-01-PT**	EPA 3010A	833756	EPA 6010D	833988
92714148006	**HAM-AP1-FB-01-PT**	EPA 3010A	833756	EPA 6010D	833988
92714148007	**HAM-AP1-FD-01-PT**	EPA 3010A	833756	EPA 6010D	833988
92714148001	**HAM-PT-07**	EPA 3005A	833653	EPA 6020B	833767
92714148002	**HAM-PT-08**	EPA 3005A	833653	EPA 6020B	833767
92714148003	**HAM-PT-09**	EPA 3005A	833653	EPA 6020B	833767
92714148004	**HAM-PT-10**	EPA 3005A	833653	EPA 6020B	833767
92714148005	**HAM-AP1-EB-01-PT**	EPA 3005A	833653	EPA 6020B	833767
92714148006	**HAM-AP1-FB-01-PT**	EPA 3005A	833653	EPA 6020B	833767
92714148007	**HAM-AP1-FD-01-PT**	EPA 3005A	833653	EPA 6020B	833767
92714148001	**HAM-PT-07**	EPA 7470A	835135	EPA 7470A	835168
92714148002	**HAM-PT-08**	EPA 7470A	835135	EPA 7470A	835168
92714148003	**HAM-PT-09**	EPA 7470A	835135	EPA 7470A	835168
92714148004	**HAM-PT-10**	EPA 7470A	835135	EPA 7470A	835168
92714148005	**HAM-AP1-EB-01-PT**	EPA 7470A	835135	EPA 7470A	835168
92714148006	**HAM-AP1-FB-01-PT**	EPA 7470A	835135	EPA 7470A	835168
92714148007	**HAM-AP1-FD-01-PT**	EPA 7470A	835135	EPA 7470A	835168
92714148001	**HAM-PT-07**	SM 2540C-2015	833549		
92714148002	**HAM-PT-08**	SM 2540C-2015	833549		
92714148003	**HAM-PT-09**	SM 2540C-2015	833549		
92714148004	**HAM-PT-10**	SM 2540C-2015	833549		
92714148005	**HAM-AP1-EB-01-PT**	SM 2540C-2015	833549		
92714148006	**HAM-AP1-FB-01-PT**	SM 2540C-2015	833549		
92714148007	**HAM-AP1-FD-01-PT**	SM 2540C-2015	833549		
92714148001	**HAM-PT-07**	SM 2320B-2011	833847		
92714148002	**HAM-PT-08**	SM 2320B-2011	833847		
92714148003	**HAM-PT-09**	SM 2320B-2011	833947		
92714148004	**HAM-PT-10**	SM 2320B-2011	833947		
92714148005	**HAM-AP1-EB-01-PT**	SM 2320B-2011	833947		
92714148006	**HAM-AP1-FB-01-PT**	SM 2320B-2011	833947		
92714148007	**HAM-AP1-FD-01-PT**	SM 2320B-2011	833947		
92714148001	**HAM-PT-07**	SM 4500-S2D-2011	833475		
92714148002	**HAM-PT-08**	SM 4500-S2D-2011	833475		
92714148003	**HAM-PT-09**	SM 4500-S2D-2011	833475		
92714148004	**HAM-PT-10**	SM 4500-S2D-2011	833475		
92714148005	**HAM-AP1-EB-01-PT**	SM 4500-S2D-2011	833476		
92714148006	**HAM-AP1-FB-01-PT**	SM 4500-S2D-2011	833476		
92714148007	**HAM-AP1-FD-01-PT**	SM 4500-S2D-2011	833476		
92714148001	**HAM-PT-07**	EPA 300.0 Rev 2.1 1993	833449		
92714148002	**HAM-PT-08**	EPA 300.0 Rev 2.1 1993	833449		
92714148003	**HAM-PT-09**	EPA 300.0 Rev 2.1 1993	833449		

This report shall not be reproduced, except in full,
without the written consent of Pace Analytical Services, LLC.

Pace Analytical Services, LLC
9800 Kincey Ave. Suite 100
Huntersville, NC 28078
(704)875-9092

QUALITY CONTROL DATA CROSS REFERENCE TABLE

Project: Plant Hammond AP-1 (CA)
Pace Project No.: 92714148

Lab ID	Sample ID	QC Batch Method	QC Batch	Analytical Method	Analytical Batch
92714148004	**HAM-PT-10**	EPA 300.0 Rev 2.1 1993	833449		
92714148005	**HAM-AP1-EB-01-PT**	EPA 300.0 Rev 2.1 1993	833449		
92714148006	**HAM-AP1-FB-01-PT**	EPA 300.0 Rev 2.1 1993	833449		
92714148007	**HAM-AP1-FD-01-PT**	EPA 300.0 Rev 2.1 1993	833704		

This report shall not be reproduced, except in full,
without the written consent of Pace Analytical Services, LLC.

Pace	**DC#_Title: ENV-FRM-HUN1-0083 v03_Sample Condition Upon Receipt**
	Effective Date: 12/01/2023

aboratory receiving samples:

Asheville ☐ **Eden** ☐ **Greenwood** ☐ **Huntersville** ☐ **Raleigh** ☐ **Mec** ☐ **Atlanta** ☐ ☐

Sample Condition Upon Receipt

Client Name: GA Power - GeoSyntec

Project #:

WO# : 92714148

92714148

Courier: ☐ Commercial ☐ Fed Ex ☐ UPS ☐ USPS ☑ Client ☐ Pace ☐ Other:____

Custody Seal Present? ☑ Yes ☐ No **Seals Intact?** ☑ Yes ☐ No ☐ N/A

Date/Initials Person Examining Contents: 2/16/24

Packing Material: ☑ Bubble Wrap ☐ Bubble Bags ☐ None ☐ Other

Biological Tissue Frozen? ☐ Yes ☐ No ☑ N/A

Thermometer: ☐ IR Gun ID: 214

Type of Ice: ☐ Wet ☐ Blue ☐ None

Cooler Temp: 5.5 **Correction Factor:** Add/Subtract (°C) -0.1

Temp should be above freezing to 6°C

☐ Samples out of temp criteria. Samples on ice, cooling process has begun

Cooler Temp Corrected (°C): 5.0

USDA Regulated Soil (☐ N/A, water sample)

Did samples originate in a quarantine zone within the United States: CA, NY, or SC (check maps)? ☐ Yes ☐ No

Did samples originate from a foreign source (internationally, including Hawaii and Puerto Rico)? ☐ Yes ☐ No

				Comments/Discrepancy:
Chain of Custody Present?	☑ Yes	☐ No	☐ N/A	1.
Samples Arrived within Hold Time?	☑ Yes	☐ No	☐ N/A	2.
Short Hold Time Analysis (<72 hr.)?	☐ Yes	☑ No	☐ N/A	3.
Rush Turn Around Time Requested?	☐ Yes	☑ No	☐ N/A	4.
Sufficient Volume?	☑ Yes	☐ No	☐ N/A	5.
Correct Containers Used?	☑ Yes	☐ No	☐ N/A	6.
-Pace Containers Used?	☑ Yes	☐ No	☐ N/A	
Containers Intact?	☑ Yes	☐ No	☐ N/A	7.
Dissolved analysis: Samples Field Filtered?	☐ Yes	☑ No	☐ N/A	8.
Sample Labels Match COC? -Includes Date/Time/ID/Analysis Matrix: WT	☑ Yes	☐ No	☐ N/A	9.
Headspace in VOA Vials (>5-6mm)?	☐ Yes	☐ No	☑ N/A	10.
Trip Blank Present?	☐ Yes	☐ No	☑ N/A	11.
Trip Blank Custody Seals Present?	☐ Yes	☐ No	☑ N/A	

COMMENTS/SAMPLE DISCREPANCY

Field Data Required? ☐ Yes ☐ No

Lot ID of split containers:

CLIENT NOTIFICATION/RESOLUTION

Person contacted: Date/Time:

Project Manager SCURF Review: **Date:**

Project Manager SRF Review: **Date:**

DC#_Title: ENV-FRM-HUN1-0083 v03_Sample Condition Upon Receipt

Effective Date: 12/01/2023

*Check mark top half of box if pH and/or dechlorination is verified and within the acceptance range for preservation samples.

Exceptions: VOA, Coliform, TOC, Oil and Grease, DRO/8015 (water) DOC, LLHg

**Bottom half of box is to list number of bottles

***Check all unpreserved Nitrates for chlorine

Project # **WO#: 92714148**

PM: BV Due Date: 03/04/24

CLIENT: 92- GP-HAM

Item#	BP4U-125 mL Plastic Unpreserved (N/A) (Cl-)	BP3U-250 mL Plastic Unpreserved (N/A)	BP2U-500 mL Plastic Unpreserved (N/A)	BP1U-1 liter Plastic Unpreserved (N/A)	BP4S-125 mL Plastic H2SO4 (pH < 2) (Cl-)	BP3N-250 mL plastic HNO3 (pH < 2)	BP4Z-125 mL Plastic ZN Acetate & NaOH (>9)	BP4B-125 mL Plastic NaOH (pH > 12) (Cl-)	WGFU-Wide-mouthed Glass jar Unpreserved	AG1U-1 liter Amber Unpreserved (N/A) (Cl-)	AG1H-1 liter Amber HCl (pH < 2)	AG3U-250 mL Amber Unpreserved (N/A) (Cl-)	AG1S-1 liter Amber H2SO4 (pH < 2)	AG3S-250 mL Amber H2SO4 (pH < 2)	DG94-40 mL Amber NH4Cl (N/A)(Cl-)	DG9H-40 mL VOA HCl (N/A)	VG9T-40 mL VOA Na2S2O3 (N/A)	VG9U-40 mL VOA Unpreserved (N/A)	DG9V-40 mL VOA H3PO4 (N/A)	KP7U-50 mL Plastic Unpreserved (N/A)	V/GK (3 vials per kit)-VPH/Gas kit (N/A)	SPST-125 mL Sterile Plastic (N/A – lab)	SP2T-250 mL Sterile Plastic (N/A – lab)		BP3R-250 mL Plastic (NH2)2SO4 (9.3-9.7)	AG0U-100 mL Amber Unpreserved (N/A) (Cl-)	VSGU-20 mL Scintillation vials (N/A)	DG9U-40 mL Amber Unpreserved vials (N/A)
1		2	1			1	1																					
2		2	1			1	1																					
3		2	1			1	1																					
4		2	1			1	1																					
5		2	1			1	1																					
6		2	1			1	1																					
7		2	1			1	1																					
8																												
9																												
10																												
11																												
12																												

pH Adjustment Log for Preserved Samples

Sample ID	Type of Preservative	pH upon receipt	Date preservation adjusted	Time preservation adjusted	Amount of Preservative added	Lot #

Note: Whenever there is a discrepancy affecting North Carolina compliance samples, a copy of this form will be sent to the North Carolina DENR Certification Office (i.e. Out of hold, incorrect preservative, out of temp, incorrect containers.

Pace Analytical
www.pacelabs.com

CHAIN-OF-CUSTODY / Analytical Request Document

The Chain-of-Custody is a LEGAL DOCUMENT. All relevant fields must be completed accurately.

Page: 1 of 1

Section A Required Client Information:

Company:	GA Power
Address:	Atlanta, GA
Email To:	SCS Contacts
Phone:	Fax:
Requested Due Date/TAT:	10 day

Section B Required Project Information:

Report To:	SCS Contacts
Copy To:	Geosyntec Contacts
Purchase Order No.:	GPC82474-0001
Project Name:	Hammond AP-1
Project Number:	

Section C Invoice Information:

Attention:	Southern Co.
Company Name:	
Address:	
Pace Quote Reference:	
Pace Project Manager:	Bonnie Vang
Pace Profile #:	10839

REGULATORY AGENCY

☐ NPDES ☐ GROUND WATER ☐ DRINKING WATER
☐ UST ☐ RCRA ☑ OTHER ~~CCR~~

Site Location STATE: GA

Section D Required Client Information

Valid Matrix Codes

MATRIX	CODE
DRINKING WATER	DW
WATER	WT
WASTE WATER	WW
PRODUCT	P
SOIL/SOLID	SL
OIL	OL
WIPE	WP
AIR	AR
OTHER	OT
TISSUE	TS

SAMPLE ID (A-Z, 0-9 / ,-) Sample IDs MUST BE UNIQUE

Requested Analysis Filtered (Y/N)

ITEM #	SAMPLE ID	MATRIX CODE (see valid codes to left)	SAMPLE TYPE (G=GRAB C=COMP)	COLLECTED COMPOSITE DATE	COLLECTED COMPOSITE TIME	COLLECTED COMPOSITE DATE	COLLECTED COMPOSITE TIME	SAMPLE TEMP AT COLLECTION	# OF CONTAINERS	Unpreserved	H_2SO_4	HNO_3	HCl	NaOH	$Na_2S_2O_3$	Methanol	Other	Analysis Test Y/N	Chloride, Fluoride, Sulfate N	Full App. III and IV metals N	Major Ions (Profile 10839-2): N	TDS N	Residual Chlorine (Y/N)	Pace Project No./ Lab I.D. 92714148
1	HAM-PT-07	WG	G	2/15/2024	1251				19	5	3		1					1	X	X	X	X	N	W1
2	HAM-PT-08	WG	G	2/15/2024	1051				17	5	3		1					1	X	X	X	X	N	W2
3	HAM-PT-09	WG	G	2/15/2024	1234				18	5	3		1					1	X	X	X	X	N	W3
4	HAM-PT-10	WG	G	2/15/2024	1102				18	5	3		1					1	X	X	X	X	N	W4
5	HAM-AP1-EB-01 - PT	WQ	G	2/15/2024	1305				18	5	3		1					1	X	X	X	X	N	W5
6	HAM-AP1-FB-01 - PT	WQ	G	2/15/2024	1300				18	5	3		1					1	X	X	X	X	N	W6
7	HAM-AP1-FD-01 - PT	WG	G	2/15/2024	0000	TK 2/15/24			18	5	3		1					1	X	X	X	X	N	W7
8																								
9																								
10																								
11						TK 2/15/24																		
12																								

ADDITIONAL COMMENTS	RELINQUISHED BY / AFFILIATION	DATE	TIME	ACCEPTED BY / AFFILIATION	DATE	TIME	SAMPLE CONDITIONS
Task Code: HAM-CCR-CA-20240215	Thomas Hessler / Geo	2/16/24	1330	Ryan Williams / Pace	2/16/24	1330	
	Ryan Williams / Pace	2/16/24	1600		2/16/24	1600	

SAMPLER NAME AND SIGNATURE

PRINT Name of SAMPLER: T Hessler, Anthony Stewart / Geosyntec Consultants, Inc.

SIGNATURE of SAMPLER: [signature] DATE Signed (MM/DD/YY): 02/15/2024

Temp in °C	Received on Ice (Y/N)	Custody Sealed Cooler (Y/N)	Samples Intact (Y/N)

*Important Note: By signing this form you are accepting Pace's NET 30 day payment terms and agreeing to late charges of 1.5% per month for any invoices not paid within 30 days.

FIELD SAMPLING REPORTS

Low-Flow Test Report:

Test Date / Time: 2/15/2024 11:56:37 AM
Project: Plant Hammond
Operator Name: Thomas Kessler

Location Name: PT-07 **Well Diameter: 2 in** **Casing Type: PVC** **Screen Length: 10 ft** **Top of Screen: 37.75 ft** **Total Depth: 47.75 ft** **Initial Depth to Water: 23.90 ft**	**Pump Type: Bladder** **Tubing Type: Polyethylene** **Pump Intake From TOC: 42.75 ft** **Estimated Total Volume Pumped: 5.5 liter** **Flow Cell Volume: 90 ml** **Final Flow Rate: 100 ml/min** **Final Draw Down: 0 ft**	**Instrument Used: Aqua TROLL 400** **Serial Number: 883530**

Test Notes:
Five bottles: Full App. III and IV and Major Ions (no RADs).
Fe = 7.2 mg/L

Weather Conditions:
Clear, 50 degrees F.

Low-Flow Readings:

Date Time	Elapsed Time	pH	Temperature	Specific Conductivity	RDO Concentration	Turbidity	ORP	Depth to Water	Flow
		+/- 0.1	+/- 0.5	+/- 5 %	+/- 0.2	+/- 5	+/- 10	+/- 0.3	
2/15/2024 11:56 AM	00:00	6.73 pH	19.56 °C	1,107.5 µS/cm	1.11 mg/L	19.70 NTU	-116.7 mV	23.90 ft	100.00 ml/min
2/15/2024 12:01 PM	05:00	6.79 pH	18.79 °C	1,136.7 µS/cm	1.47 mg/L	17.20 NTU	-108.8 mV	23.90 ft	100.00 ml/min
2/15/2024 12:06 PM	10:00	6.81 pH	18.84 °C	1,137.3 µS/cm	1.88 mg/L	10.60 NTU	-104.6 mV	23.90 ft	100.00 ml/min
2/15/2024 12:11 PM	15:00	6.82 pH	18.76 °C	1,136.1 µS/cm	2.13 mg/L	8.50 NTU	-103.7 mV	23.90 ft	100.00 ml/min
2/15/2024 12:16 PM	20:00	6.82 pH	18.76 °C	1,136.2 µS/cm	2.38 mg/L	6.26 NTU	-103.3 mV	23.90 ft	100.00 ml/min
2/15/2024 12:21 PM	25:00	6.82 pH	18.84 °C	1,141.2 µS/cm	2.39 mg/L	4.99 NTU	-103.3 mV	23.90 ft	100.00 ml/min
2/15/2024 12:26 PM	30:00	6.83 pH	18.80 °C	1,144.1 µS/cm	1.83 mg/L	4.79 NTU	-103.6 mV	23.90 ft	100.00 ml/min
2/15/2024 12:31 PM	35:00	6.84 pH	18.89 °C	1,147.6 µS/cm	1.62 mg/L	3.72 NTU	-104.9 mV	23.90 ft	100.00 ml/min
2/15/2024 12:36 PM	40:00	6.84 pH	18.77 °C	1,151.8 µS/cm	1.47 mg/L	3.92 NTU	-104.9 mV	23.90 ft	100.00 ml/min
2/15/2024 12:41 PM	45:00	6.84 pH	19.07 °C	1,152.9 µS/cm	1.40 mg/L	2.87 NTU	-106.2 mV	23.90 ft	100.00 ml/min
2/15/2024 12:46 PM	50:00	6.84 pH	19.11 °C	1,151.6 µS/cm	1.38 mg/L	2.97 NTU	-105.6 mV	23.90 ft	100.00 ml/min

Samples

Sample ID:	Description:
HAM-PT-07	Grab.

Low-Flow Test Report:

Test Date / Time: 2/15/2024 9:36:06 AM
Project: Plant Hammond
Operator Name: Thomas Kessler

Location Name: PT-08 **Well Diameter: 2 in** **Casing Type: PVC** **Screen Length: 10 ft** **Top of Screen: 31.93 ft** **Total Depth: 41.93 ft** **Initial Depth to Water: 23.85 ft**	**Pump Type: Bladder** **Tubing Type: Polyethylene Pump** **Intake From TOC: 36.93 ft** **Estimated Total Volume Pumped: 7.5 liter** **Flow Cell Volume: 90 ml** **Final Flow Rate: 100 ml/min** **Final Draw Down: 0.05 ft**	**Instrument Used: Aqua TROLL 400** **Serial Number: 883530**

Test Notes:
Five bottles: Full App. III and IV and Major Ions (no RADs).
Fe = 6.0 mg/L

Weather Conditions:
Clear, 45 degrees F.

Low-Flow Readings:

Date Time	Elapsed Time	pH	Temperature	Specific Conductivity	RDO Concentration	Turbidity	ORP	Depth to Water	Flow
		+/- 0.1	+/- 0.5	+/- 5 %	+/- 0.2	+/- 5	+/- 10	+/- 0.3	
2/15/2024 9:36 AM	00:00	6.49 pH	15.50 °C	937.67 µS/cm	1.20 mg/L	81.40 NTU	-65.0 mV	23.90 ft	100.00 ml/min
2/15/2024 9:41 AM	05:00	6.56 pH	15.68 °C	967.89 µS/cm	0.86 mg/L	75.60 NTU	-61.9 mV	23.90 ft	100.00 ml/min
2/15/2024 9:46 AM	10:00	6.57 pH	15.85 °C	968.96 µS/cm	0.60 mg/L	70.20 NTU	-55.3 mV	23.90 ft	100.00 ml/min
2/15/2024 9:51 AM	15:00	6.56 pH	16.15 °C	941.99 µS/cm	0.47 mg/L	53.80 NTU	-44.5 mV	23.90 ft	100.00 ml/min
2/15/2024 9:56 AM	20:00	6.54 pH	16.25 °C	928.44 µS/cm	0.39 mg/L	48.90 NTU	-35.7 mV	23.90 ft	100.00 ml/min
2/15/2024 10:01 AM	25:00	6.51 pH	16.38 °C	900.17 µS/cm	0.32 mg/L	32.00 NTU	-22.7 mV	23.90 ft	100.00 ml/min
2/15/2024 10:06 AM	30:00	6.47 pH	16.59 °C	864.46 µS/cm	0.28 mg/L	29.50 NTU	-9.6 mV	23.90 ft	100.00 ml/min
2/15/2024 10:11 AM	35:00	6.43 pH	16.74 °C	830.52 µS/cm	0.26 mg/L	24.40 NTU	4.6 mV	23.90 ft	100.00 ml/min
2/15/2024 10:16 AM	40:00	6.38 pH	16.83 °C	796.98 µS/cm	0.24 mg/L	20.10 NTU	17.6 mV	23.90 ft	100.00 ml/min
2/15/2024 10:21 AM	45:00	6.35 pH	16.83 °C	776.30 µS/cm	0.23 mg/L	16.80 NTU	25.3 mV	23.90 ft	100.00 ml/min
2/15/2024 10:26 AM	50:00	6.34 pH	16.97 °C	760.39 µS/cm	0.22 mg/L	12.10 NTU	29.6 mV	23.90 ft	100.00 ml/min
2/15/2024 10:31 AM	55:00	6.34 pH	16.97 °C	761.52 µS/cm	0.21 mg/L	10.90 NTU	30.4 mV	23.90 ft	100.00 ml/min
2/15/2024 10:36 AM	01:00:00	6.35 pH	16.97 °C	760.10 µS/cm	0.20 mg/L	11.40 NTU	32.7 mV	23.90 ft	100.00 ml/min

2/15/2024 10:41 AM	01:05:00	6.36 pH	16.83 °C	755.38 µS/cm	0.19 mg/L	10.10 NTU	33.8 mV	23.90 ft	100.00 ml/min
2/15/2024 10:46 AM	01:10:00	6.36 pH	16.85 °C	753.81 µS/cm	0.18 mg/L	4.89 NTU	33.2 mV	23.90 ft	100.00 ml/min

Samples

Sample ID:	Description:
HAM-PT-08	Grab.

Created using VuSitu from In-Situ, Inc.

Low-Flow Test Report:

Test Date / Time: 2/15/2024 11:59:45 AM
Project: Plant Hammond
Operator Name: Anthony Szwast

Location Name: PT-09 **Well Diameter: 2 in** **Casing Type: PVC** **Screen Length: 10 ft** **Top of Screen: 20.47 ft** **Total Depth: 30.47 ft** **Initial Depth to Water: 12.47 ft**	**Pump Type: Peristaltic** **Tubing Type: Polyethylene** **Pump Intake From TOC: 25.47 ft** **Estimated Total Volume Pumped: 7 liter** **Flow Cell Volume: 90 ml** **Final Flow Rate: 200 ml/min** **Final Draw Down: 0.04 ft**	**Instrument Used: Aqua TROLL 400** **Serial Number: 843285**

Test Notes:
Five bottles: Full App. III and IV and Major Ions (no RADs).
Fe = 0.0 mg/L

Weather Conditions:
Sunny, 55 degrees F.

Low-Flow Readings:

Date Time	Elapsed Time	pH	Temperature	Specific Conductivity	RDO Concentration	Turbidity	ORP	Depth to Water	Flow
		+/- 0.1	+/- 0.5	+/- 5 %	+/- 0.2	+/- 5	+/- 10	+/- 0.3	
2/15/2024 11:59 AM	00:00	7.01 pH	19.93 °C	680.84 µS/cm	0.27 mg/L	10.20 NTU	9.6 mV	12.50 ft	200.00 ml/min
2/15/2024 12:04 PM	05:00	7.02 pH	18.31 °C	696.58 µS/cm	0.21 mg/L	12.20 NTU	2.3 mV	12.51 ft	200.00 ml/min
2/15/2024 12:09 PM	10:00	7.06 pH	18.27 °C	688.39 µS/cm	0.17 mg/L	9.24 NTU	-1.5 mV	12.51 ft	200.00 ml/min
2/15/2024 12:14 PM	15:00	7.10 pH	18.33 °C	686.12 µS/cm	0.14 mg/L	7.70 NTU	-3.8 mV	12.51 ft	200.00 ml/min
2/15/2024 12:19 PM	20:00	7.17 pH	18.28 °C	684.29 µS/cm	0.15 mg/L	5.64 NTU	-5.7 mV	12.51 ft	200.00 ml/min
2/15/2024 12:24 PM	25:00	7.21 pH	18.46 °C	677.07 µS/cm	0.09 mg/L	4.90 NTU	-7.0 mV	12.51 ft	200.00 ml/min
2/15/2024 12:29 PM	30:00	7.23 pH	18.42 °C	678.76 µS/cm	0.08 mg/L	4.68 NTU	-6.6 mV	12.51 ft	200.00 ml/min

Samples

Sample ID:	Description:
HAM-PT-09	Grab.

Low-Flow Test Report:

Test Date / Time: 2/15/2024 10:12:45 AM
Project: Plant Hammond
Operator Name: Anthony Szwast

Location Name: PT-10 **Well Diameter: 2 in** **Casing Type: PVC** **Screen Length: 10 ft** **Top of Screen: 20.45 ft** **Total Depth: 30.45 ft** **Initial Depth to Water: 12.41 ft**	**Pump Type: Peristaltic** **Tubing Type: Polyethylene** **Pump Intake From TOC: 25.45 ft** **Estimated Total Volume Pumped: 10 liter** **Flow Cell Volume: 90 ml** **Final Flow Rate: 200 ml/min** **Final Draw Down: 0.08 ft**	**Instrument Used: Aqua TROLL 400** **Serial Number: 843285**

Test Notes:
Five bottles: Full App. III and IV and Major Ions (no RADs).
Fe = 0.0 mg/L

Weather Conditions:
Sunny, 50 degrees F.

Low-Flow Readings:

Date Time	Elapsed Time	pH	Temperature	Specific Conductivity	RDO Concentration	Turbidity	ORP	Depth to Water	Flow
		+/- 0.1	+/- 0.5	+/- 5 %	+/- 0.2	+/- 5	+/- 10	+/- 0.3	
2/15/2024 10:12 AM	00:00	6.58 pH	17.88 °C	731.95 µS/cm	0.18 mg/L	5.79 NTU	25.0 mV	12.46 ft	200.00 ml/min
2/15/2024 10:27 AM	14:48	6.64 pH	18.17 °C	725.98 µS/cm	0.10 mg/L	7.24 NTU	1.8 mV	12.47 ft	200.00 ml/min
2/15/2024 10:32 AM	19:48	6.64 pH	18.16 °C	734.60 µS/cm	0.09 mg/L	6.76 NTU	5.8 mV	12.48 ft	200.00 ml/min
2/15/2024 10:37 AM	24:48	6.66 pH	18.37 °C	732.18 µS/cm	0.08 mg/L	4.51 NTU	-1.0 mV	12.48 ft	200.00 ml/min
2/15/2024 10:42 AM	29:48	6.67 pH	18.20 °C	735.17 µS/cm	0.08 mg/L	4.78 NTU	-2.9 mV	12.48 ft	200.00 ml/min
2/15/2024 10:47 AM	34:48	6.70 pH	18.30 °C	736.99 µS/cm	0.07 mg/L	3.64 NTU	-6.4 mV	12.48 ft	200.00 ml/min
2/15/2024 10:52 AM	39:48	6.69 pH	18.28 °C	732.78 µS/cm	0.06 mg/L	3.24 NTU	-5.1 mV	12.49 ft	200.00 ml/min
2/15/2024 10:57 AM	44:48	6.68 pH	18.42 °C	731.35 µS/cm	0.06 mg/L	2.66 NTU	-3.5 mV	12.49 ft	200.00 ml/min

Samples

Sample ID:	Description:
HAM-PT-10	Grab.
HAM-AP1-FD-01	Grab.

CALIBRATION REPORTS

Site Name: Plant Hammond

Calibrated By: Thomas Hessler

Field Instrumentation Calibration Form

Date: 2/15/2024

Field Conditions: Clear, 40°

Instrument	Manufactuer/ Model	Serial Number
Water Quality Meter	Aquatroll 400	88 3530
Turbidity Meter	Hach	[illegible]

Calibration Standard Information				
Parameter	Standard	Lot #	Date of Expiration	Brand
Specific Conductance (µS/cm)	4,490	24000044	5/24	insitu
pH (SU)	4.00	24000044	5/24	↓
pH (SU)	7.00	22790139	4/24	
pH (SU)	10.00	22110130	4/24	
D.O. (%)	N/A			
ORP (mV)	228.0	24002258	6/24	

Calibration					
Time Start 0730		Time Finish 0800			
Parameter	Standard	Calibration Value	Calibration Solution Temperature (°C)	Acceptance Criteria	Reference
Specific Conductance (µS/cm)	4,490	4490	8.14	± 10% of standard	EPA 2023
pH (SU)	4.00	4.00	8.76	± 0.1	GWMP
pH (SU)	7.00	7.00	8.81	± 0.1	GWMP
pH (SU)	10.00	10.00	10.13	± 0.1	GWMP
D.O. (%)	N/A	100	10.24	± 10%	NA
ORP (mV)	228.0	228	10.40	± 10	EPA 2023

	Standard	Calibration Value	Acceptance Criteria	Reference
Turbidity (NTU)	20	20.4	± 10% of standard	EPA 2023
	100 ~~200~~	~~90.5~~ 100		
	800	791		

Calibration Check					
Time Start 1345		Time Finish 1400			
Parameter	Standard	Calibration Value	Calibration Solution Temperature (°C)	Acceptance Criteria	Reference
Specific Conductance (µS/cm)	4,490	4500	18.30	± 10% of standard	EPA 2023
pH (SU)	4.00	4.00	18.75	± 0.1	GWMP
pH (SU)	7.00	7.00	15.04	± 0.1	GWMP
pH (SU)	10.00	10.00	15.13	± 0.1	GWMP

	Standard	Calibration Value	Acceptance Criteria	Reference
Turbidity (NTU)	20	19.8	± 10% of standard	EPA 2023
	100	96.1		
	800	785		

Notes: Recal Conductivity and pH

Site Name: Plant Hammond

Field Instrumentation Calibration Form

Date: 2-15-2024

Calibrated By: A. Szwedy

Field Conditions: Sunny, 40°F

Instrument	Manufactuer/ Model	Serial Number
Water Quality Meter	In-Situ/AT400	043285
Turbidity Meter	HACH/2100Q	14080C034487

Calibration Standard Information				
Parameter	Standard	Lot #	Date of Expiration	Brand
Specific Conductance (µS/cm)	4,490	24000044	05/2024	AIR
pH (SU)	4.00	24000044	05/2024	AIR
pH (SU)	7.00	22290139	04/2024	AIR
pH (SU)	10.00	22110130	04/2024	AIR
D.O. (%)	N/A	—	—	—
ORP (mV)	228.0	24067258	08/2024	AIR

Calibration					
Time Start 820		Time Finish 950			
Parameter	Standard	Calibration Value	Calibration Solution Temperature (°C)	Acceptance Criteria	Reference
Specific Conductance (µS/cm)	4,490	4620.7	4.60	± 10% of standard	EPA 2023
pH (SU)	4.00	4.06	4.64	± 0.1	GWMP
pH (SU)	7.00	7.17	5.44	± 0.1	GWMP
pH (SU)	10.00	10.34	6.38	± 0.1	GWMP
D.O. (%)	N/A	91.63	2/15/2024 ~~4.79~~ 13.13	± 10%	NA
ORP (mV)	228.0	253.1	11.46	± 10	EPA 2023

	Standard	Calibration Value	Acceptance Criteria	Reference
Turbidity (NTU)	20.	20.0	± 10% of standard	EPA 2023
	100	103		
	800	821		
	10.0	9.48		

Calibration Check					
Time Start 1340		Time Finish 1350			
Parameter	Standard	Calibration Value	Calibration Solution Temperature (°C)	Acceptance Criteria	Reference
Specific Conductance (µS/cm)	4,490	4260.9	16.81	± 10% of standard	EPA 2023
pH (SU)	4.00	4.08	17.17	± 0.1	GWMP
pH (SU)	7.00	7.09	18.29	± 0.1	GWMP
pH (SU)	10.00	9.98	21.75	± 0.1	GWMP

	Standard	Calibration Value	Acceptance Criteria	Reference
Turbidity (NTU)	20.0	19.6	± 10% of standard	EPA 2023
	100	100		
	800	784		
	10.0	9.86		

Notes: DO sensor took multiple tries to calibrate
1340 Calibration check, within range

March 2024

LABORATORY ANALYTICAL RESULTS

Pace Analytical Services, LLC
9800 Kincey Ave. Suite 100
Huntersville, NC 28078
(704)875-9092

May 08, 2024

Kristen Jurinko
Southern Company
241 Ralph McGill Blvd NE
Bin 10160
Atlanta, GA 30308

RE: Project: Hammond AP-1
Pace Project No.: 92719165

Dear Kristen Jurinko:

Enclosed are the analytical results for sample(s) received by the laboratory on March 14, 2024. The results relate only to the samples included in this report. Results reported herein conform to the applicable TNI/NELAC Standards and the laboratory's Quality Manual, where applicable, unless otherwise noted in the body of the report.

The test results provided in this final report were generated by each of the following laboratories within the Pace Network:

- Pace Analytical Services - Asheville
- Pace Analytical Services - Peachtree Corners, GA

Revision 1: Arsenic RDL limit was updated to report 0.005 mg/L.

If you have any questions concerning this report, please feel free to contact me.

Sincerely,

Bonnie Vang

Bonnie Vang
bonnie.vang@pacelabs.com
704-977-0968
Project Manager

Enclosures

cc: Kip Gray, Geosyntec
Christine Hug, Geosyntec Consultants, Inc.
Thomas Kessler, Geosyntec Consultants
Whitney Law, Geosyntec Consultants
Laura Midkiff, Southern Company
Caroline Nelson, Geosyntec Consultants, Inc
Anthony Szwast, Geosyntec Consultants

REPORT OF LABORATORY ANALYSIS

This report shall not be reproduced, except in full,
without the written consent of Pace Analytical Services, LLC.

Pace Analytical Services, LLC
9800 Kincey Ave. Suite 100
Huntersville, NC 28078
(704)875-9092

CERTIFICATIONS

Project: Hammond AP-1
Pace Project No.: 92719165

Pace Analytical Services Asheville
2225 Riverside Drive, Asheville, NC 28804
Florida/NELAP Certification #: E87648
North Carolina Drinking Water Certification #: 37712
North Carolina Wastewater Certification #: 40
South Carolina Laboratory ID: 99030
South Carolina Certification #: 99030001
Virginia/VELAP Certification #: 460222

Pace Analytical Services Peachtree Corners
110 Technology Pkwy, Peachtree Corners, GA 30092
Florida DOH Certification #: E87315
Georgia DW Inorganics Certification #: 812
North Carolina Certification #: 381
South Carolina Certification #: 98011001
Virginia Certification #: 460204

This report shall not be reproduced, except in full,
without the written consent of Pace Analytical Services, LLC.

Pace Analytical Services, LLC
9800 Kincey Ave. Suite 100
Huntersville, NC 28078
(704)875-9092

SAMPLE SUMMARY

Project: Hammond AP-1
Pace Project No.: 92719165

Lab ID	Sample ID	Matrix	Date Collected	Date Received
92719165001	**HAM-PT-07**	Water	03/13/24 10:27	03/14/24 16:19
92719165002	**HAM-PT-08**	Water	03/13/24 12:40	03/14/24 16:19
92719165003	**HAM-PT-09**	Water	03/13/24 10:45	03/14/24 16:19
92719165004	**HAM-PT-10**	Water	03/13/24 12:18	03/14/24 16:19
92719165005	**HAM-AP1-EB-01**	Water	03/13/24 13:32	03/14/24 16:19
92719165006	**HAM-AP1-FB-01**	Water	03/13/24 13:17	03/14/24 16:19
92719165007	**HAM-AP1-FD-01**	Water	03/13/24 00:00	03/14/24 16:19

This report shall not be reproduced, except in full,
without the written consent of Pace Analytical Services, LLC.

Pace Analytical Services, LLC
9800 Kincey Ave. Suite 100
Huntersville, NC 28078
(704)875-9092

SAMPLE ANALYTE COUNT

Project: Hammond AP-1
Pace Project No.: 92719165

Lab ID	Sample ID	Method	Analysts	Analytes Reported
92719165001	**HAM-PT-07**	EPA 6010D	DRB	6
		EPA 6020B	MT1	13
		EPA 7470A	VB	1
		SM 2320B-2011	SMS	3
		SM 2540C-2015	JAY	1
		SM 4500-S2D-2011	JP1	1
		EPA 300.0 Rev 2.1 1993	JCM	3
92719165002	**HAM-PT-08**	EPA 6010D	DRB	6
		EPA 6020B	MT1	13
		EPA 7470A	VB	1
		SM 2320B-2011	SMS	3
		SM 2540C-2015	JAY	1
		SM 4500-S2D-2011	JP1	1
		EPA 300.0 Rev 2.1 1993	JCM	3
92719165003	**HAM-PT-09**	EPA 6010D	DRB	6
		EPA 6020B	MT1	13
		EPA 7470A	VB	1
		SM 2320B-2011	SMS	3
		SM 2540C-2015	JAY	1
		SM 4500-S2D-2011	JP1	1
		EPA 300.0 Rev 2.1 1993	JCM	3
92719165004	**HAM-PT-10**	EPA 6010D	DRB	6
		EPA 6020B	MT1	13
		EPA 7470A	VB	1
		SM 2320B-2011	SMS	3
		SM 2540C-2015	JAY	1
		SM 4500-S2D-2011	JP1	1
		EPA 300.0 Rev 2.1 1993	JCM	3
92719165005	**HAM-AP1-EB-01**	EPA 6010D	DRB	6
		EPA 6020B	MT1	13
		EPA 7470A	VB	1
		SM 2320B-2011	SMS	3
		SM 2540C-2015	JAY	1
		SM 4500-S2D-2011	JP1	1
		EPA 300.0 Rev 2.1 1993	JCM	3
92719165006	**HAM-AP1-FB-01**	EPA 6010D	DRB	6
		EPA 6020B	MT1	13

This report shall not be reproduced, except in full,
without the written consent of Pace Analytical Services, LLC.

Pace Analytical Services, LLC
9800 Kincey Ave. Suite 100
Huntersville, NC 28078
(704)875-9092

SAMPLE ANALYTE COUNT

Project: Hammond AP-1
Pace Project No.: 92719165

Lab ID	Sample ID	Method	Analysts	Analytes Reported
		EPA 7470A	VB	1
		SM 2320B-2011	SMS	3
		SM 2540C-2015	JAY	1
		SM 4500-S2D-2011	JP1	1
		EPA 300.0 Rev 2.1 1993	JCM	3
92719165007	**HAM-AP1-FD-01**	EPA 6010D	DRB	6
		EPA 6020B	MT1	13
		EPA 7470A	VB	1
		SM 2320B-2011	SMS	3
		SM 2540C-2015	JAY	1
		SM 4500-S2D-2011	JP1	1
		EPA 300.0 Rev 2.1 1993	CDC	3

PASI-A = Pace Analytical Services - Asheville
PASI-GA = Pace Analytical Services - Peachtree Corners, GA

This report shall not be reproduced, except in full,
without the written consent of Pace Analytical Services, LLC.

Pace Analytical Services, LLC
9800 Kincey Ave. Suite 100
Huntersville, NC 28078
(704)875-9092

SUMMARY OF DETECTION

Project: Hammond AP-1
Pace Project No.: 92719165

Lab Sample ID Method	Client Sample ID Parameters	Result	Units	Report Limit	Analyzed	Qualifiers
92719165001	**HAM-PT-07**					
EPA 6010D	Iron	25.3	mg/L	0.040	03/22/24 16:08	
EPA 6010D	Manganese	5.7	mg/L	0.040	03/22/24 16:08	
EPA 6010D	Potassium	6.3	mg/L	0.50	03/22/24 16:08	
EPA 6010D	Sodium	6.9	mg/L	1.0	03/22/24 16:08	
EPA 6010D	Calcium	203	mg/L	1.0	03/22/24 16:08	
EPA 6010D	Magnesium	24.9	mg/L	0.050	03/22/24 16:08	
EPA 6020B	Antimony	0.00078J	mg/L	0.0030	03/18/24 15:29	B
EPA 6020B	Arsenic	0.36	mg/L	0.0050	03/18/24 15:29	
EPA 6020B	Barium	0.068	mg/L	0.0050	03/18/24 15:29	
EPA 6020B	Beryllium	0.00011J	mg/L	0.00050	03/18/24 15:29	
EPA 6020B	Boron	0.79	mg/L	0.040	03/18/24 15:29	
EPA 6020B	Cobalt	0.12	mg/L	0.0050	03/18/24 15:29	
EPA 6020B	Lithium	0.071	mg/L	0.030	03/18/24 15:29	
EPA 6020B	Molybdenum	0.013	mg/L	0.010	03/18/24 15:29	
SM 2320B-2011	Alkalinity,Bicarbonate (CaCO3)	98.7	mg/L	5.0	03/19/24 20:45	
SM 2320B-2011	Alkalinity, Total as CaCO3	98.7	mg/L	5.0	03/19/24 20:45	
SM 2540C-2015	Total Dissolved Solids	932	mg/L	50.0	03/17/24 14:17	
EPA 300.0 Rev 2.1 1993	Chloride	13.6	mg/L	1.0	03/16/24 16:43	
EPA 300.0 Rev 2.1 1993	Fluoride	0.35	mg/L	0.10	03/16/24 16:43	
EPA 300.0 Rev 2.1 1993	Sulfate	488	mg/L	10.0	03/17/24 04:22	
92719165002	**HAM-PT-08**					
EPA 6010D	Iron	6.5	mg/L	0.040	03/22/24 16:10	
EPA 6010D	Manganese	2.2	mg/L	0.040	03/22/24 16:10	
EPA 6010D	Potassium	5.1	mg/L	0.50	03/22/24 16:10	
EPA 6010D	Sodium	6.7	mg/L	1.0	03/22/24 16:10	
EPA 6010D	Calcium	86.6	mg/L	1.0	03/22/24 16:10	
EPA 6010D	Magnesium	11.2	mg/L	0.050	03/22/24 16:10	
EPA 6020B	Antimony	0.0011J	mg/L	0.0030	03/18/24 15:44	B
EPA 6020B	Arsenic	0.16	mg/L	0.0050	03/18/24 15:44	
EPA 6020B	Barium	0.047	mg/L	0.0050	03/18/24 15:44	
EPA 6020B	Beryllium	0.00012J	mg/L	0.00050	03/18/24 15:44	
EPA 6020B	Boron	0.79	mg/L	0.040	03/18/24 15:44	
EPA 6020B	Cobalt	0.034	mg/L	0.0050	03/18/24 15:44	
EPA 6020B	Lithium	0.0092J	mg/L	0.030	03/18/24 15:44	
EPA 6020B	Molybdenum	0.017	mg/L	0.010	03/18/24 15:44	
SM 2320B-2011	Alkalinity,Bicarbonate (CaCO3)	83.0	mg/L	5.0	03/19/24 20:54	
SM 2320B-2011	Alkalinity, Total as CaCO3	83.0	mg/L	5.0	03/19/24 20:54	
SM 2540C-2015	Total Dissolved Solids	409	mg/L	25.0	03/17/24 14:17	
EPA 300.0 Rev 2.1 1993	Chloride	16.3	mg/L	1.0	03/16/24 16:58	
EPA 300.0 Rev 2.1 1993	Fluoride	0.16	mg/L	0.10	03/16/24 16:58	
EPA 300.0 Rev 2.1 1993	Sulfate	175	mg/L	4.0	03/17/24 04:36	
92719165003	**HAM-PT-09**					
EPA 6010D	Iron	0.28	mg/L	0.040	03/22/24 16:12	
EPA 6010D	Manganese	0.20	mg/L	0.040	03/22/24 16:12	
EPA 6010D	Potassium	6.7	mg/L	0.50	03/22/24 16:12	
EPA 6010D	Sodium	11.6	mg/L	1.0	03/22/24 16:12	

This report shall not be reproduced, except in full,
without the written consent of Pace Analytical Services, LLC.

Pace Analytical Services, LLC
9800 Kincey Ave. Suite 100
Huntersville, NC 28078
(704)875-9092

SUMMARY OF DETECTION

Project: Hammond AP-1
Pace Project No.: 92719165

Lab Sample ID Method	Client Sample ID Parameters	Result	Units	Report Limit	Analyzed	Qualifiers
92719165003	**HAM-PT-09**					
EPA 6010D	Calcium	82.7	mg/L	1.0	03/22/24 16:12	
EPA 6010D	Magnesium	33.6	mg/L	0.050	03/22/24 16:12	
EPA 6020B	Arsenic	0.0011J	mg/L	0.0050	03/18/24 15:48	
EPA 6020B	Barium	0.064	mg/L	0.0050	03/18/24 15:48	
EPA 6020B	Boron	1.8	mg/L	0.040	03/18/24 15:48	
EPA 6020B	Cadmium	0.00024J	mg/L	0.00050	03/18/24 15:48	
EPA 6020B	Cobalt	0.00085J	mg/L	0.0050	03/18/24 15:48	
EPA 6020B	Molybdenum	0.26	mg/L	0.010	03/18/24 15:48	
SM 2320B-2011	Alkalinity,Bicarbonate (CaCO3)	148	mg/L	5.0	03/19/24 21:03	
SM 2320B-2011	Alkalinity, Total as CaCO3	148	mg/L	5.0	03/19/24 21:03	
SM 2540C-2015	Total Dissolved Solids	460	mg/L	25.0	03/17/24 14:17	
EPA 300.0 Rev 2.1 1993	Chloride	57.2	mg/L	1.0	03/16/24 17:12	
EPA 300.0 Rev 2.1 1993	Fluoride	0.40	mg/L	0.10	03/16/24 17:12	
EPA 300.0 Rev 2.1 1993	Sulfate	139	mg/L	3.0	03/17/24 04:51	
92719165004	**HAM-PT-10**					
EPA 6010D	Iron	0.61	mg/L	0.040	03/22/24 16:18	
EPA 6010D	Manganese	0.64	mg/L	0.040	03/22/24 16:18	
EPA 6010D	Potassium	6.6	mg/L	0.50	03/22/24 16:18	M1
EPA 6010D	Sodium	8.7	mg/L	1.0	03/22/24 16:18	M1
EPA 6010D	Calcium	114	mg/L	1.0	03/22/24 16:18	M1
EPA 6010D	Magnesium	14.4	mg/L	0.050	03/22/24 16:18	M1
EPA 6020B	Arsenic	0.0011J	mg/L	0.0050	03/18/24 15:51	
EPA 6020B	Barium	0.061	mg/L	0.0050	03/18/24 15:51	
EPA 6020B	Boron	1.6	mg/L	0.040	03/18/24 15:51	
EPA 6020B	Cobalt	0.0014J	mg/L	0.0050	03/18/24 15:51	
EPA 6020B	Molybdenum	0.074	mg/L	0.010	03/18/24 15:51	
SM 2320B-2011	Alkalinity,Bicarbonate (CaCO3)	135	mg/L	5.0	03/19/24 21:14	
SM 2320B-2011	Alkalinity, Total as CaCO3	135	mg/L	5.0	03/19/24 21:14	
SM 2540C-2015	Total Dissolved Solids	507	mg/L	25.0	03/17/24 14:18	
EPA 300.0 Rev 2.1 1993	Chloride	93.5	mg/L	1.0	03/16/24 17:26	
EPA 300.0 Rev 2.1 1993	Fluoride	0.20	mg/L	0.10	03/16/24 17:26	
EPA 300.0 Rev 2.1 1993	Sulfate	37.6	mg/L	1.0	03/16/24 17:26	
92719165006	**HAM-AP1-FB-01**					
EPA 6010D	Iron	0.035J	mg/L	0.040	03/22/24 16:35	
92719165007	**HAM-AP1-FD-01**					
EPA 6010D	Iron	0.39	mg/L	0.040	03/22/24 16:38	
EPA 6010D	Manganese	0.18	mg/L	0.040	03/22/24 16:38	
EPA 6010D	Potassium	6.1	mg/L	0.50	03/22/24 16:38	
EPA 6010D	Sodium	10.5	mg/L	1.0	03/22/24 16:38	
EPA 6010D	Calcium	76.4	mg/L	1.0	03/22/24 16:38	
EPA 6010D	Magnesium	33.1	mg/L	0.050	03/22/24 16:38	
EPA 6020B	Arsenic	0.0022J	mg/L	0.0050	03/18/24 16:27	
EPA 6020B	Barium	0.062	mg/L	0.0050	03/18/24 16:27	
EPA 6020B	Boron	1.8	mg/L	0.040	03/18/24 16:27	
EPA 6020B	Cadmium	0.00024J	mg/L	0.00050	03/18/24 16:27	
EPA 6020B	Cobalt	0.00085J	mg/L	0.0050	03/18/24 16:27	

This report shall not be reproduced, except in full,
without the written consent of Pace Analytical Services, LLC.

Pace Analytical Services, LLC
9800 Kincey Ave. Suite 100
Huntersville, NC 28078
(704)875-9092

SUMMARY OF DETECTION

Project: Hammond AP-1
Pace Project No.: 92719165

Lab Sample ID Method	Client Sample ID Parameters	Result	Units	Report Limit	Analyzed	Qualifiers
92719165007	**HAM-AP1-FD-01**					
EPA 6020B	Molybdenum	0.28	mg/L	0.010	03/18/24 16:27	
SM 2320B-2011	Alkalinity,Bicarbonate (CaCO3)	153	mg/L	5.0	03/20/24 19:54	
SM 2320B-2011	Alkalinity, Total as CaCO3	153	mg/L	5.0	03/20/24 19:54	
SM 2540C-2015	Total Dissolved Solids	489	mg/L	25.0	03/17/24 14:18	
EPA 300.0 Rev 2.1 1993	Chloride	51.4	mg/L	1.0	03/19/24 10:30	
EPA 300.0 Rev 2.1 1993	Fluoride	0.38	mg/L	0.10	03/19/24 10:30	
EPA 300.0 Rev 2.1 1993	Sulfate	133	mg/L	3.0	03/19/24 10:59	

This report shall not be reproduced, except in full,
without the written consent of Pace Analytical Services, LLC.

Pace Analytical Services, LLC
9800 Kincey Ave. Suite 100
Huntersville, NC 28078
(704)875-9092

ANALYTICAL RESULTS

Project: Hammond AP-1
Pace Project No.: 92719165

Sample: HAM-PT-07 **Lab ID: 92719165001** Collected: 03/13/24 10:27 Received: 03/14/24 16:19 Matrix: Water

Parameters	Results	Units	Report Limit	MDL	DF	Prepared	Analyzed	CAS No.	Qual
6010D ATL ICP	Analytical Method: EPA 6010D Preparation Method: EPA 3010A Pace Analytical Services - Peachtree Corners, GA								
Iron	**25.3**	mg/L	0.040	0.025	1	03/16/24 10:10	03/22/24 16:08	7439-89-6	
Manganese	**5.7**	mg/L	0.040	0.011	1	03/16/24 10:10	03/22/24 16:08	7439-96-5	
Potassium	**6.3**	mg/L	0.50	0.15	1	03/16/24 10:10	03/22/24 16:08	7440-09-7	
Sodium	**6.9**	mg/L	1.0	0.58	1	03/16/24 10:10	03/22/24 16:08	7440-23-5	
Calcium	**203**	mg/L	1.0	0.12	1	03/16/24 10:10	03/22/24 16:08	7440-70-2	
Magnesium	**24.9**	mg/L	0.050	0.012	1	03/16/24 10:10	03/22/24 16:08	7439-95-4	
6020 MET ICPMS	Analytical Method: EPA 6020B Preparation Method: EPA 3005A Pace Analytical Services - Peachtree Corners, GA								
Antimony	**0.00078J**	mg/L	0.0030	0.00054	1	03/16/24 10:05	03/18/24 15:29	7440-36-0	B
Arsenic	**0.36**	mg/L	0.0050	0.00084	1	03/16/24 10:05	03/18/24 15:29	7440-38-2	
Barium	**0.068**	mg/L	0.0050	0.00047	1	03/16/24 10:05	03/18/24 15:29	7440-39-3	
Beryllium	**0.00011J**	mg/L	0.00050	0.000094	1	03/16/24 10:05	03/18/24 15:29	7440-41-7	
Boron	**0.79**	mg/L	0.040	0.012	1	03/16/24 10:05	03/18/24 15:29	7440-42-8	
Cadmium	ND	mg/L	0.00050	0.00010	1	03/16/24 10:05	03/18/24 15:29	7440-43-9	
Chromium	ND	mg/L	0.0050	0.0019	1	03/16/24 10:05	03/18/24 15:29	7440-47-3	
Cobalt	**0.12**	mg/L	0.0050	0.00032	1	03/16/24 10:05	03/18/24 15:29	7440-48-4	
Lead	ND	mg/L	0.0010	0.00016	1	03/16/24 10:05	03/18/24 15:29	7439-92-1	
Lithium	**0.071**	mg/L	0.030	0.0016	1	03/16/24 10:05	03/18/24 15:29	7439-93-2	
Molybdenum	**0.013**	mg/L	0.010	0.00062	1	03/16/24 10:05	03/18/24 15:29	7439-98-7	
Selenium	ND	mg/L	0.0050	0.00096	1	03/16/24 10:05	03/18/24 15:29	7782-49-2	
Thallium	ND	mg/L	0.0010	0.00038	1	03/16/24 10:05	03/18/24 15:29	7440-28-0	
7470 Mercury	Analytical Method: EPA 7470A Preparation Method: EPA 7470A Pace Analytical Services - Peachtree Corners, GA								
Mercury	ND	mg/L	0.00020	0.00013	1	03/25/24 10:30	03/25/24 14:33	7439-97-6	
2320B Alkalinity	Analytical Method: SM 2320B-2011 Pace Analytical Services - Asheville								
Alkalinity,Bicarbonate (CaCO3)	**98.7**	mg/L	5.0	5.0	1		03/19/24 20:45		
Alkalinity,Carbonate (CaCO3)	ND	mg/L	5.0	5.0	1		03/19/24 20:45		
Alkalinity, Total as CaCO3	**98.7**	mg/L	5.0	5.0	1		03/19/24 20:45		
2540C Total Dissolved Solids	Analytical Method: SM 2540C-2015 Pace Analytical Services - Asheville								
Total Dissolved Solids	**932**	mg/L	50.0	50.0	1		03/17/24 14:17		
4500S2D Sulfide Water	Analytical Method: SM 4500-S2D-2011 Pace Analytical Services - Asheville								
Sulfide	ND	mg/L	0.10	0.022	1		03/19/24 04:46	18496-25-8	
300.0 IC Anions 28 Days	Analytical Method: EPA 300.0 Rev 2.1 1993 Pace Analytical Services - Asheville								
Chloride	**13.6**	mg/L	1.0	0.60	1		03/16/24 16:43	16887-00-6	

This report shall not be reproduced, except in full,
without the written consent of Pace Analytical Services, LLC.

Pace Analytical Services, LLC
9800 Kincey Ave. Suite 100
Huntersville, NC 28078
(704)875-9092

ANALYTICAL RESULTS

Project: Hammond AP-1
Pace Project No.: 92719165

Sample: HAM-PT-07 **Lab ID: 92719165001** Collected: 03/13/24 10:27 Received: 03/14/24 16:19 Matrix: Water

Parameters	Results	Units	Report Limit	MDL	DF	Prepared	Analyzed	CAS No.	Qual
300.0 IC Anions 28 Days	Analytical Method: EPA 300.0 Rev 2.1 1993 Pace Analytical Services - Asheville								
Fluoride	**0.35**	mg/L	0.10	0.050	1		03/16/24 16:43	16984-48-8	
Sulfate	**488**	mg/L	10.0	5.0	10		03/17/24 04:22	14808-79-8	

This report shall not be reproduced, except in full,
without the written consent of Pace Analytical Services, LLC.

Pace Analytical Services, LLC
9800 Kincey Ave. Suite 100
Huntersville, NC 28078
(704)875-9092

ANALYTICAL RESULTS

Project: Hammond AP-1
Pace Project No.: 92719165

Sample: HAM-PT-08 **Lab ID: 92719165002** Collected: 03/13/24 12:40 Received: 03/14/24 16:19 Matrix: Water

Parameters	Results	Units	Report Limit	MDL	DF	Prepared	Analyzed	CAS No.	Qual
6010D ATL ICP	Analytical Method: EPA 6010D Preparation Method: EPA 3010A Pace Analytical Services - Peachtree Corners, GA								
Iron	**6.5**	mg/L	0.040	0.025	1	03/16/24 10:10	03/22/24 16:10	7439-89-6	
Manganese	**2.2**	mg/L	0.040	0.011	1	03/16/24 10:10	03/22/24 16:10	7439-96-5	
Potassium	**5.1**	mg/L	0.50	0.15	1	03/16/24 10:10	03/22/24 16:10	7440-09-7	
Sodium	**6.7**	mg/L	1.0	0.58	1	03/16/24 10:10	03/22/24 16:10	7440-23-5	
Calcium	**86.6**	mg/L	1.0	0.12	1	03/16/24 10:10	03/22/24 16:10	7440-70-2	
Magnesium	**11.2**	mg/L	0.050	0.012	1	03/16/24 10:10	03/22/24 16:10	7439-95-4	
6020 MET ICPMS	Analytical Method: EPA 6020B Preparation Method: EPA 3005A Pace Analytical Services - Peachtree Corners, GA								
Antimony	**0.0011J**	mg/L	0.0030	0.00054	1	03/16/24 10:05	03/18/24 15:44	7440-36-0	B
Arsenic	**0.16**	mg/L	0.0050	0.00084	1	03/16/24 10:05	03/18/24 15:44	7440-38-2	
Barium	**0.047**	mg/L	0.0050	0.00047	1	03/16/24 10:05	03/18/24 15:44	7440-39-3	
Beryllium	**0.00012J**	mg/L	0.00050	0.000094	1	03/16/24 10:05	03/18/24 15:44	7440-41-7	
Boron	**0.79**	mg/L	0.040	0.012	1	03/16/24 10:05	03/18/24 15:44	7440-42-8	
Cadmium	ND	mg/L	0.00050	0.00010	1	03/16/24 10:05	03/18/24 15:44	7440-43-9	
Chromium	ND	mg/L	0.0050	0.0019	1	03/16/24 10:05	03/18/24 15:44	7440-47-3	
Cobalt	**0.034**	mg/L	0.0050	0.00032	1	03/16/24 10:05	03/18/24 15:44	7440-48-4	
Lead	ND	mg/L	0.0010	0.00016	1	03/16/24 10:05	03/18/24 15:44	7439-92-1	
Lithium	**0.0092J**	mg/L	0.030	0.0016	1	03/16/24 10:05	03/18/24 15:44	7439-93-2	
Molybdenum	**0.017**	mg/L	0.010	0.00062	1	03/16/24 10:05	03/18/24 15:44	7439-98-7	
Selenium	ND	mg/L	0.0050	0.00096	1	03/16/24 10:05	03/18/24 15:44	7782-49-2	
Thallium	ND	mg/L	0.0010	0.00038	1	03/16/24 10:05	03/18/24 15:44	7440-28-0	
7470 Mercury	Analytical Method: EPA 7470A Preparation Method: EPA 7470A Pace Analytical Services - Peachtree Corners, GA								
Mercury	ND	mg/L	0.00020	0.00013	1	03/25/24 10:30	03/25/24 14:45	7439-97-6	
2320B Alkalinity	Analytical Method: SM 2320B-2011 Pace Analytical Services - Asheville								
Alkalinity,Bicarbonate (CaCO3)	**83.0**	mg/L	5.0	5.0	1		03/19/24 20:54		
Alkalinity,Carbonate (CaCO3)	ND	mg/L	5.0	5.0	1		03/19/24 20:54		
Alkalinity, Total as CaCO3	**83.0**	mg/L	5.0	5.0	1		03/19/24 20:54		
2540C Total Dissolved Solids	Analytical Method: SM 2540C-2015 Pace Analytical Services - Asheville								
Total Dissolved Solids	**409**	mg/L	25.0	25.0	1		03/17/24 14:17		
4500S2D Sulfide Water	Analytical Method: SM 4500-S2D-2011 Pace Analytical Services - Asheville								
Sulfide	ND	mg/L	0.10	0.022	1		03/19/24 04:47	18496-25-8	
300.0 IC Anions 28 Days	Analytical Method: EPA 300.0 Rev 2.1 1993 Pace Analytical Services - Asheville								
Chloride	**16.3**	mg/L	1.0	0.60	1		03/16/24 16:58	16887-00-6	

This report shall not be reproduced, except in full,
without the written consent of Pace Analytical Services, LLC.

Pace Analytical Services, LLC
9800 Kincey Ave. Suite 100
Huntersville, NC 28078
(704)875-9092

ANALYTICAL RESULTS

Project: Hammond AP-1
Pace Project No.: 92719165

Sample: HAM-PT-08 **Lab ID: 92719165002** Collected: 03/13/24 12:40 Received: 03/14/24 16:19 Matrix: Water

Parameters	Results	Units	Report Limit	MDL	DF	Prepared	Analyzed	CAS No.	Qual
300.0 IC Anions 28 Days	Analytical Method: EPA 300.0 Rev 2.1 1993 Pace Analytical Services - Asheville								
Fluoride	**0.16**	mg/L	0.10	0.050	1		03/16/24 16:58	16984-48-8	
Sulfate	**175**	mg/L	4.0	2.0	4		03/17/24 04:36	14808-79-8	

This report shall not be reproduced, except in full,
without the written consent of Pace Analytical Services, LLC.

Pace Analytical Services, LLC
9800 Kincey Ave. Suite 100
Huntersville, NC 28078
(704)875-9092

ANALYTICAL RESULTS

Project: Hammond AP-1
Pace Project No.: 92719165

Sample: HAM-PT-09 **Lab ID: 92719165003** Collected: 03/13/24 10:45 Received: 03/14/24 16:19 Matrix: Water

Parameters	Results	Units	Report Limit	MDL	DF	Prepared	Analyzed	CAS No.	Qual
6010D ATL ICP	Analytical Method: EPA 6010D Preparation Method: EPA 3010A Pace Analytical Services - Peachtree Corners, GA								
Iron	**0.28**	mg/L	0.040	0.025	1	03/16/24 10:10	03/22/24 16:12	7439-89-6	
Manganese	**0.20**	mg/L	0.040	0.011	1	03/16/24 10:10	03/22/24 16:12	7439-96-5	
Potassium	**6.7**	mg/L	0.50	0.15	1	03/16/24 10:10	03/22/24 16:12	7440-09-7	
Sodium	**11.6**	mg/L	1.0	0.58	1	03/16/24 10:10	03/22/24 16:12	7440-23-5	
Calcium	**82.7**	mg/L	1.0	0.12	1	03/16/24 10:10	03/22/24 16:12	7440-70-2	
Magnesium	**33.6**	mg/L	0.050	0.012	1	03/16/24 10:10	03/22/24 16:12	7439-95-4	
6020 MET ICPMS	Analytical Method: EPA 6020B Preparation Method: EPA 3005A Pace Analytical Services - Peachtree Corners, GA								
Antimony	ND	mg/L	0.0030	0.00054	1	03/16/24 10:05	03/18/24 15:48	7440-36-0	
Arsenic	**0.0011J**	mg/L	0.0050	0.00084	1	03/16/24 10:05	03/18/24 15:48	7440-38-2	
Barium	**0.064**	mg/L	0.0050	0.00047	1	03/16/24 10:05	03/18/24 15:48	7440-39-3	
Beryllium	ND	mg/L	0.00050	0.000094	1	03/16/24 10:05	03/18/24 15:48	7440-41-7	
Boron	**1.8**	mg/L	0.040	0.012	1	03/16/24 10:05	03/18/24 15:48	7440-42-8	
Cadmium	**0.00024J**	mg/L	0.00050	0.00010	1	03/16/24 10:05	03/18/24 15:48	7440-43-9	
Chromium	ND	mg/L	0.0050	0.0019	1	03/16/24 10:05	03/18/24 15:48	7440-47-3	
Cobalt	**0.00085J**	mg/L	0.0050	0.00032	1	03/16/24 10:05	03/18/24 15:48	7440-48-4	
Lead	ND	mg/L	0.0010	0.00016	1	03/16/24 10:05	03/18/24 15:48	7439-92-1	
Lithium	ND	mg/L	0.030	0.0016	1	03/16/24 10:05	03/18/24 15:48	7439-93-2	
Molybdenum	**0.26**	mg/L	0.010	0.00062	1	03/16/24 10:05	03/18/24 15:48	7439-98-7	
Selenium	ND	mg/L	0.0050	0.00096	1	03/16/24 10:05	03/18/24 15:48	7782-49-2	
Thallium	ND	mg/L	0.0010	0.00038	1	03/16/24 10:05	03/18/24 15:48	7440-28-0	
7470 Mercury	Analytical Method: EPA 7470A Preparation Method: EPA 7470A Pace Analytical Services - Peachtree Corners, GA								
Mercury	ND	mg/L	0.00020	0.00013	1	03/25/24 10:30	03/25/24 14:47	7439-97-6	
2320B Alkalinity	Analytical Method: SM 2320B-2011 Pace Analytical Services - Asheville								
Alkalinity,Bicarbonate (CaCO3)	**148**	mg/L	5.0	5.0	1		03/19/24 21:03		
Alkalinity,Carbonate (CaCO3)	ND	mg/L	5.0	5.0	1		03/19/24 21:03		
Alkalinity, Total as CaCO3	**148**	mg/L	5.0	5.0	1		03/19/24 21:03		
2540C Total Dissolved Solids	Analytical Method: SM 2540C-2015 Pace Analytical Services - Asheville								
Total Dissolved Solids	**460**	mg/L	25.0	25.0	1		03/17/24 14:17		
4500S2D Sulfide Water	Analytical Method: SM 4500-S2D-2011 Pace Analytical Services - Asheville								
Sulfide	ND	mg/L	0.10	0.022	1		03/19/24 04:47	18496-25-8	
300.0 IC Anions 28 Days	Analytical Method: EPA 300.0 Rev 2.1 1993 Pace Analytical Services - Asheville								
Chloride	**57.2**	mg/L	1.0	0.60	1		03/16/24 17:12	16887-00-6	

This report shall not be reproduced, except in full,
without the written consent of Pace Analytical Services, LLC.

Pace Analytical Services, LLC
9800 Kincey Ave. Suite 100
Huntersville, NC 28078
(704)875-9092

ANALYTICAL RESULTS

Project: Hammond AP-1
Pace Project No.: 92719165

Sample: HAM-PT-09 **Lab ID: 92719165003** Collected: 03/13/24 10:45 Received: 03/14/24 16:19 Matrix: Water

Parameters	Results	Units	Report Limit	MDL	DF	Prepared	Analyzed	CAS No.	Qual
300.0 IC Anions 28 Days	Analytical Method: EPA 300.0 Rev 2.1 1993 Pace Analytical Services - Asheville								
Fluoride	**0.40**	mg/L	0.10	0.050	1		03/16/24 17:12	16984-48-8	
Sulfate	**139**	mg/L	3.0	1.5	3		03/17/24 04:51	14808-79-8	

This report shall not be reproduced, except in full,
without the written consent of Pace Analytical Services, LLC.

Pace Analytical Services, LLC
9800 Kincey Ave. Suite 100
Huntersville, NC 28078
(704)875-9092

ANALYTICAL RESULTS

Project: Hammond AP-1
Pace Project No.: 92719165

Sample: HAM-PT-10 **Lab ID: 92719165004** Collected: 03/13/24 12:18 Received: 03/14/24 16:19 Matrix: Water

Parameters	Results	Units	Report Limit	MDL	DF	Prepared	Analyzed	CAS No.	Qual
6010D ATL ICP	Analytical Method: EPA 6010D Preparation Method: EPA 3010A Pace Analytical Services - Peachtree Corners, GA								
Iron	**0.61**	mg/L	0.040	0.025	1	03/16/24 10:10	03/22/24 16:18	7439-89-6	
Manganese	**0.64**	mg/L	0.040	0.011	1	03/16/24 10:10	03/22/24 16:18	7439-96-5	
Potassium	**6.6**	mg/L	0.50	0.15	1	03/16/24 10:10	03/22/24 16:18	7440-09-7	M1
Sodium	**8.7**	mg/L	1.0	0.58	1	03/16/24 10:10	03/22/24 16:18	7440-23-5	M1
Calcium	**114**	mg/L	1.0	0.12	1	03/16/24 10:10	03/22/24 16:18	7440-70-2	M1
Magnesium	**14.4**	mg/L	0.050	0.012	1	03/16/24 10:10	03/22/24 16:18	7439-95-4	M1
6020 MET ICPMS	Analytical Method: EPA 6020B Preparation Method: EPA 3005A Pace Analytical Services - Peachtree Corners, GA								
Antimony	ND	mg/L	0.0030	0.00054	1	03/16/24 10:05	03/18/24 15:51	7440-36-0	
Arsenic	**0.0011J**	mg/L	0.0050	0.00084	1	03/16/24 10:05	03/18/24 15:51	7440-38-2	
Barium	**0.061**	mg/L	0.0050	0.00047	1	03/16/24 10:05	03/18/24 15:51	7440-39-3	
Beryllium	ND	mg/L	0.00050	0.000094	1	03/16/24 10:05	03/18/24 15:51	7440-41-7	
Boron	**1.6**	mg/L	0.040	0.012	1	03/16/24 10:05	03/18/24 15:51	7440-42-8	
Cadmium	ND	mg/L	0.00050	0.00010	1	03/16/24 10:05	03/18/24 15:51	7440-43-9	
Chromium	ND	mg/L	0.0050	0.0019	1	03/16/24 10:05	03/18/24 15:51	7440-47-3	
Cobalt	**0.0014J**	mg/L	0.0050	0.00032	1	03/16/24 10:05	03/18/24 15:51	7440-48-4	
Lead	ND	mg/L	0.0010	0.00016	1	03/16/24 10:05	03/18/24 15:51	7439-92-1	
Lithium	ND	mg/L	0.030	0.0016	1	03/16/24 10:05	03/18/24 15:51	7439-93-2	
Molybdenum	**0.074**	mg/L	0.010	0.00062	1	03/16/24 10:05	03/18/24 15:51	7439-98-7	
Selenium	ND	mg/L	0.0050	0.00096	1	03/16/24 10:05	03/18/24 15:51	7782-49-2	
Thallium	ND	mg/L	0.0010	0.00038	1	03/16/24 10:05	03/18/24 15:51	7440-28-0	
7470 Mercury	Analytical Method: EPA 7470A Preparation Method: EPA 7470A Pace Analytical Services - Peachtree Corners, GA								
Mercury	ND	mg/L	0.00020	0.00013	1	03/25/24 10:30	03/25/24 14:50	7439-97-6	
2320B Alkalinity	Analytical Method: SM 2320B-2011 Pace Analytical Services - Asheville								
Alkalinity,Bicarbonate (CaCO3)	**135**	mg/L	5.0	5.0	1		03/19/24 21:14		
Alkalinity,Carbonate (CaCO3)	ND	mg/L	5.0	5.0	1		03/19/24 21:14		
Alkalinity, Total as CaCO3	**135**	mg/L	5.0	5.0	1		03/19/24 21:14		
2540C Total Dissolved Solids	Analytical Method: SM 2540C-2015 Pace Analytical Services - Asheville								
Total Dissolved Solids	**507**	mg/L	25.0	25.0	1		03/17/24 14:18		
4500S2D Sulfide Water	Analytical Method: SM 4500-S2D-2011 Pace Analytical Services - Asheville								
Sulfide	ND	mg/L	0.10	0.022	1		03/19/24 04:48	18496-25-8	
300.0 IC Anions 28 Days	Analytical Method: EPA 300.0 Rev 2.1 1993 Pace Analytical Services - Asheville								
Chloride	**93.5**	mg/L	1.0	0.60	1		03/16/24 17:26	16887-00-6	

This report shall not be reproduced, except in full,
without the written consent of Pace Analytical Services, LLC.

Pace Analytical Services, LLC
9800 Kincey Ave. Suite 100
Huntersville, NC 28078
(704)875-9092

ANALYTICAL RESULTS

Project: Hammond AP-1
Pace Project No.: 92719165

Sample: HAM-PT-10 **Lab ID: 92719165004** Collected: 03/13/24 12:18 Received: 03/14/24 16:19 Matrix: Water

Parameters	Results	Units	Report Limit	MDL	DF	Prepared	Analyzed	CAS No.	Qual
300.0 IC Anions 28 Days	Analytical Method: EPA 300.0 Rev 2.1 1993 Pace Analytical Services - Asheville								
Fluoride	**0.20**	mg/L	0.10	0.050	1		03/16/24 17:26	16984-48-8	
Sulfate	**37.6**	mg/L	1.0	0.50	1		03/16/24 17:26	14808-79-8	

This report shall not be reproduced, except in full,
without the written consent of Pace Analytical Services, LLC.

Pace Analytical Services, LLC
9800 Kincey Ave. Suite 100
Huntersville, NC 28078
(704)875-9092

ANALYTICAL RESULTS

Project: Hammond AP-1
Pace Project No.: 92719165

Sample: HAM-AP1-EB-01 **Lab ID: 92719165005** Collected: 03/13/24 13:32 Received: 03/14/24 16:19 Matrix: Water

Parameters	Results	Units	Report Limit	MDL	DF	Prepared	Analyzed	CAS No.	Qual
6010D ATL ICP	Analytical Method: EPA 6010D Preparation Method: EPA 3010A Pace Analytical Services - Peachtree Corners, GA								
Iron	ND	mg/L	0.040	0.025	1	03/16/24 10:10	03/22/24 16:33	7439-89-6	
Manganese	ND	mg/L	0.040	0.011	1	03/16/24 10:10	03/22/24 16:33	7439-96-5	
Potassium	ND	mg/L	0.50	0.15	1	03/16/24 10:10	03/22/24 16:33	7440-09-7	
Sodium	ND	mg/L	1.0	0.58	1	03/16/24 10:10	03/22/24 16:33	7440-23-5	
Calcium	ND	mg/L	1.0	0.12	1	03/16/24 10:10	03/22/24 16:33	7440-70-2	
Magnesium	ND	mg/L	0.050	0.012	1	03/16/24 10:10	03/22/24 16:33	7439-95-4	
6020 MET ICPMS	Analytical Method: EPA 6020B Preparation Method: EPA 3005A Pace Analytical Services - Peachtree Corners, GA								
Antimony	ND	mg/L	0.0030	0.00054	1	03/16/24 10:05	03/18/24 16:19	7440-36-0	
Arsenic	ND	mg/L	0.0050	0.00084	1	03/16/24 10:05	03/18/24 16:19	7440-38-2	
Barium	ND	mg/L	0.0050	0.00047	1	03/16/24 10:05	03/18/24 16:19	7440-39-3	
Beryllium	ND	mg/L	0.00050	0.000094	1	03/16/24 10:05	03/18/24 16:19	7440-41-7	
Boron	ND	mg/L	0.040	0.012	1	03/16/24 10:05	03/18/24 16:19	7440-42-8	
Cadmium	ND	mg/L	0.00050	0.00010	1	03/16/24 10:05	03/18/24 16:19	7440-43-9	
Chromium	ND	mg/L	0.0050	0.0019	1	03/16/24 10:05	03/18/24 16:19	7440-47-3	
Cobalt	ND	mg/L	0.0050	0.00032	1	03/16/24 10:05	03/18/24 16:19	7440-48-4	
Lead	ND	mg/L	0.0010	0.00016	1	03/16/24 10:05	03/18/24 16:19	7439-92-1	
Lithium	ND	mg/L	0.030	0.0016	1	03/16/24 10:05	03/18/24 16:19	7439-93-2	
Molybdenum	ND	mg/L	0.010	0.00062	1	03/16/24 10:05	03/18/24 16:19	7439-98-7	
Selenium	ND	mg/L	0.0050	0.00096	1	03/16/24 10:05	03/18/24 16:19	7782-49-2	
Thallium	ND	mg/L	0.0010	0.00038	1	03/16/24 10:05	03/18/24 16:19	7440-28-0	
7470 Mercury	Analytical Method: EPA 7470A Preparation Method: EPA 7470A Pace Analytical Services - Peachtree Corners, GA								
Mercury	ND	mg/L	0.00020	0.00013	1	03/25/24 10:30	03/25/24 14:58	7439-97-6	
2320B Alkalinity	Analytical Method: SM 2320B-2011 Pace Analytical Services - Asheville								
Alkalinity,Bicarbonate (CaCO3)	ND	mg/L	5.0	5.0	1		03/20/24 19:45		
Alkalinity,Carbonate (CaCO3)	ND	mg/L	5.0	5.0	1		03/20/24 19:45		
Alkalinity, Total as CaCO3	ND	mg/L	5.0	5.0	1		03/20/24 19:45		
2540C Total Dissolved Solids	Analytical Method: SM 2540C-2015 Pace Analytical Services - Asheville								
Total Dissolved Solids	ND	mg/L	25.0	25.0	1		03/17/24 14:18		
4500S2D Sulfide Water	Analytical Method: SM 4500-S2D-2011 Pace Analytical Services - Asheville								
Sulfide	ND	mg/L	0.10	0.022	1		03/19/24 04:48	18496-25-8	
300.0 IC Anions 28 Days	Analytical Method: EPA 300.0 Rev 2.1 1993 Pace Analytical Services - Asheville								
Chloride	ND	mg/L	1.0	0.60	1		03/16/24 11:09	16887-00-6	

This report shall not be reproduced, except in full,
without the written consent of Pace Analytical Services, LLC.

Pace Analytical Services, LLC
9800 Kincey Ave. Suite 100
Huntersville, NC 28078
(704)875-9092

ANALYTICAL RESULTS

Project: Hammond AP-1
Pace Project No.: 92719165

Sample: HAM-AP1-EB-01 **Lab ID: 92719165005** Collected: 03/13/24 13:32 Received: 03/14/24 16:19 Matrix: Water

Parameters	Results	Units	Report Limit	MDL	DF	Prepared	Analyzed	CAS No.	Qual
300.0 IC Anions 28 Days	Analytical Method: EPA 300.0 Rev 2.1 1993 Pace Analytical Services - Asheville								
Fluoride	ND	mg/L	0.10	0.050	1		03/16/24 11:09	16984-48-8	
Sulfate	ND	mg/L	1.0	0.50	1		03/16/24 11:09	14808-79-8	

This report shall not be reproduced, except in full,
without the written consent of Pace Analytical Services, LLC.

Pace Analytical Services, LLC
9800 Kincey Ave. Suite 100
Huntersville, NC 28078
(704)875-9092

ANALYTICAL RESULTS

Project: Hammond AP-1
Pace Project No.: 92719165

Sample: HAM-AP1-FB-01 **Lab ID: 92719165006** Collected: 03/13/24 13:17 Received: 03/14/24 16:19 Matrix: Water

Parameters	Results	Units	Report Limit	MDL	DF	Prepared	Analyzed	CAS No.	Qual
6010D ATL ICP	Analytical Method: EPA 6010D Preparation Method: EPA 3010A								
	Pace Analytical Services - Peachtree Corners, GA								
Iron	**0.035J**	mg/L	0.040	0.025	1	03/16/24 10:10	03/22/24 16:35	7439-89-6	
Manganese	ND	mg/L	0.040	0.011	1	03/16/24 10:10	03/22/24 16:35	7439-96-5	
Potassium	ND	mg/L	0.50	0.15	1	03/16/24 10:10	03/22/24 16:35	7440-09-7	
Sodium	ND	mg/L	1.0	0.58	1	03/16/24 10:10	03/22/24 16:35	7440-23-5	
Calcium	ND	mg/L	1.0	0.12	1	03/16/24 10:10	03/22/24 16:35	7440-70-2	
Magnesium	ND	mg/L	0.050	0.012	1	03/16/24 10:10	03/22/24 16:35	7439-95-4	
6020 MET ICPMS	Analytical Method: EPA 6020B Preparation Method: EPA 3005A								
	Pace Analytical Services - Peachtree Corners, GA								
Antimony	ND	mg/L	0.0030	0.00054	1	03/16/24 10:05	03/18/24 16:23	7440-36-0	
Arsenic	ND	mg/L	0.0050	0.00084	1	03/16/24 10:05	03/18/24 16:23	7440-38-2	
Barium	ND	mg/L	0.0050	0.00047	1	03/16/24 10:05	03/18/24 16:23	7440-39-3	
Beryllium	ND	mg/L	0.00050	0.000094	1	03/16/24 10:05	03/18/24 16:23	7440-41-7	
Boron	ND	mg/L	0.040	0.012	1	03/16/24 10:05	03/18/24 16:23	7440-42-8	
Cadmium	ND	mg/L	0.00050	0.00010	1	03/16/24 10:05	03/18/24 16:23	7440-43-9	
Chromium	ND	mg/L	0.0050	0.0019	1	03/16/24 10:05	03/18/24 16:23	7440-47-3	
Cobalt	ND	mg/L	0.0050	0.00032	1	03/16/24 10:05	03/18/24 16:23	7440-48-4	
Lead	ND	mg/L	0.0010	0.00016	1	03/16/24 10:05	03/18/24 16:23	7439-92-1	
Lithium	ND	mg/L	0.030	0.0016	1	03/16/24 10:05	03/18/24 16:23	7439-93-2	
Molybdenum	ND	mg/L	0.010	0.00062	1	03/16/24 10:05	03/18/24 16:23	7439-98-7	
Selenium	ND	mg/L	0.0050	0.00096	1	03/16/24 10:05	03/18/24 16:23	7782-49-2	
Thallium	ND	mg/L	0.0010	0.00038	1	03/16/24 10:05	03/18/24 16:23	7440-28-0	
7470 Mercury	Analytical Method: EPA 7470A Preparation Method: EPA 7470A								
	Pace Analytical Services - Peachtree Corners, GA								
Mercury	ND	mg/L	0.00020	0.00013	1	03/25/24 10:30	03/25/24 15:01	7439-97-6	
2320B Alkalinity	Analytical Method: SM 2320B-2011								
	Pace Analytical Services - Asheville								
Alkalinity,Bicarbonate (CaCO3)	ND	mg/L	5.0	5.0	1		03/20/24 19:49		
Alkalinity,Carbonate (CaCO3)	ND	mg/L	5.0	5.0	1		03/20/24 19:49		
Alkalinity, Total as CaCO3	ND	mg/L	5.0	5.0	1		03/20/24 19:49		
2540C Total Dissolved Solids	Analytical Method: SM 2540C-2015								
	Pace Analytical Services - Asheville								
Total Dissolved Solids	ND	mg/L	25.0	25.0	1		03/17/24 14:18		
4500S2D Sulfide Water	Analytical Method: SM 4500-S2D-2011								
	Pace Analytical Services - Asheville								
Sulfide	ND	mg/L	0.10	0.022	1		03/19/24 04:58	18496-25-8	
300.0 IC Anions 28 Days	Analytical Method: EPA 300.0 Rev 2.1 1993								
	Pace Analytical Services - Asheville								
Chloride	ND	mg/L	1.0	0.60	1		03/16/24 11:24	16887-00-6	

This report shall not be reproduced, except in full,
without the written consent of Pace Analytical Services, LLC.

Pace Analytical Services, LLC
9800 Kincey Ave. Suite 100
Huntersville, NC 28078
(704)875-9092

ANALYTICAL RESULTS

Project: Hammond AP-1
Pace Project No.: 92719165

Sample: HAM-AP1-FB-01 **Lab ID: 92719165006** Collected: 03/13/24 13:17 Received: 03/14/24 16:19 Matrix: Water

Parameters	Results	Units	Report Limit	MDL	DF	Prepared	Analyzed	CAS No.	Qual
300.0 IC Anions 28 Days	Analytical Method: EPA 300.0 Rev 2.1 1993 Pace Analytical Services - Asheville								
Fluoride	ND	mg/L	0.10	0.050	1		03/16/24 11:24	16984-48-8	
Sulfate	ND	mg/L	1.0	0.50	1		03/16/24 11:24	14808-79-8	

This report shall not be reproduced, except in full,
without the written consent of Pace Analytical Services, LLC.

Pace Analytical Services, LLC
9800 Kincey Ave. Suite 100
Huntersville, NC 28078
(704)875-9092

ANALYTICAL RESULTS

Project: Hammond AP-1
Pace Project No.: 92719165

Sample: HAM-AP1-FD-01 **Lab ID: 92719165007** Collected: 03/13/24 00:00 Received: 03/14/24 16:19 Matrix: Water

Parameters	Results	Units	Report Limit	MDL	DF	Prepared	Analyzed	CAS No.	Qual
6010D ATL ICP	Analytical Method: EPA 6010D Preparation Method: EPA 3010A Pace Analytical Services - Peachtree Corners, GA								
Iron	**0.39**	mg/L	0.040	0.025	1	03/16/24 10:10	03/22/24 16:38	7439-89-6	
Manganese	**0.18**	mg/L	0.040	0.011	1	03/16/24 10:10	03/22/24 16:38	7439-96-5	
Potassium	**6.1**	mg/L	0.50	0.15	1	03/16/24 10:10	03/22/24 16:38	7440-09-7	
Sodium	**10.5**	mg/L	1.0	0.58	1	03/16/24 10:10	03/22/24 16:38	7440-23-5	
Calcium	**76.4**	mg/L	1.0	0.12	1	03/16/24 10:10	03/22/24 16:38	7440-70-2	
Magnesium	**33.1**	mg/L	0.050	0.012	1	03/16/24 10:10	03/22/24 16:38	7439-95-4	
6020 MET ICPMS	Analytical Method: EPA 6020B Preparation Method: EPA 3005A Pace Analytical Services - Peachtree Corners, GA								
Antimony	ND	mg/L	0.0030	0.00054	1	03/16/24 10:05	03/18/24 16:27	7440-36-0	
Arsenic	**0.0022J**	mg/L	0.0050	0.00084	1	03/16/24 10:05	03/18/24 16:27	7440-38-2	
Barium	**0.062**	mg/L	0.0050	0.00047	1	03/16/24 10:05	03/18/24 16:27	7440-39-3	
Beryllium	ND	mg/L	0.00050	0.000094	1	03/16/24 10:05	03/18/24 16:27	7440-41-7	
Boron	**1.8**	mg/L	0.040	0.012	1	03/16/24 10:05	03/18/24 16:27	7440-42-8	
Cadmium	**0.00024J**	mg/L	0.00050	0.00010	1	03/16/24 10:05	03/18/24 16:27	7440-43-9	
Chromium	ND	mg/L	0.0050	0.0019	1	03/16/24 10:05	03/18/24 16:27	7440-47-3	
Cobalt	**0.00085J**	mg/L	0.0050	0.00032	1	03/16/24 10:05	03/18/24 16:27	7440-48-4	
Lead	ND	mg/L	0.0010	0.00016	1	03/16/24 10:05	03/18/24 16:27	7439-92-1	
Lithium	ND	mg/L	0.030	0.0016	1	03/16/24 10:05	03/18/24 16:27	7439-93-2	
Molybdenum	**0.28**	mg/L	0.010	0.00062	1	03/16/24 10:05	03/18/24 16:27	7439-98-7	
Selenium	ND	mg/L	0.0050	0.00096	1	03/16/24 10:05	03/18/24 16:27	7782-49-2	
Thallium	ND	mg/L	0.0010	0.00038	1	03/16/24 10:05	03/18/24 16:27	7440-28-0	
7470 Mercury	Analytical Method: EPA 7470A Preparation Method: EPA 7470A Pace Analytical Services - Peachtree Corners, GA								
Mercury	ND	mg/L	0.00020	0.00013	1	03/25/24 10:30	03/25/24 15:03	7439-97-6	
2320B Alkalinity	Analytical Method: SM 2320B-2011 Pace Analytical Services - Asheville								
Alkalinity,Bicarbonate (CaCO3)	**153**	mg/L	5.0	5.0	1		03/20/24 19:54		
Alkalinity,Carbonate (CaCO3)	ND	mg/L	5.0	5.0	1		03/20/24 19:54		
Alkalinity, Total as CaCO3	**153**	mg/L	5.0	5.0	1		03/20/24 19:54		
2540C Total Dissolved Solids	Analytical Method: SM 2540C-2015 Pace Analytical Services - Asheville								
Total Dissolved Solids	**489**	mg/L	25.0	25.0	1		03/17/24 14:18		
4500S2D Sulfide Water	Analytical Method: SM 4500-S2D-2011 Pace Analytical Services - Asheville								
Sulfide	ND	mg/L	0.10	0.022	1		03/19/24 04:59	18496-25-8	
300.0 IC Anions 28 Days	Analytical Method: EPA 300.0 Rev 2.1 1993 Pace Analytical Services - Asheville								
Chloride	**51.4**	mg/L	1.0	0.60	1		03/19/24 10:30	16887-00-6	

This report shall not be reproduced, except in full,
without the written consent of Pace Analytical Services, LLC.

Pace Analytical Services, LLC
9800 Kincey Ave. Suite 100
Huntersville, NC 28078
(704)875-9092

ANALYTICAL RESULTS

Project: Hammond AP-1
Pace Project No.: 92719165

Sample: HAM-AP1-FD-01 **Lab ID: 92719165007** Collected: 03/13/24 00:00 Received: 03/14/24 16:19 Matrix: Water

Parameters	Results	Units	Report Limit	MDL	DF	Prepared	Analyzed	CAS No.	Qual
300.0 IC Anions 28 Days	Analytical Method: EPA 300.0 Rev 2.1 1993 Pace Analytical Services - Asheville								
Fluoride	**0.38**	mg/L	0.10	0.050	1		03/19/24 10:30	16984-48-8	
Sulfate	**133**	mg/L	3.0	1.5	3		03/19/24 10:59	14808-79-8	

This report shall not be reproduced, except in full,
without the written consent of Pace Analytical Services, LLC.

Pace Analytical Services, LLC
9800 Kincey Ave. Suite 100
Huntersville, NC 28078
(704)875-9092

QUALITY CONTROL DATA

Project: Hammond AP-1
Pace Project No.: 92719165

QC Batch: 839535
QC Batch Method: EPA 3010A
Analysis Method: EPA 6010D
Analysis Description: 6010D ATL
Laboratory: Pace Analytical Services - Peachtree Corners, GA
Associated Lab Samples: 92719165001, 92719165002, 92719165003, 92719165004, 92719165005, 92719165006, 92719165007

METHOD BLANK: 4336921
Matrix: Water
Associated Lab Samples: 92719165001, 92719165002, 92719165003, 92719165004, 92719165005, 92719165006, 92719165007

Parameter	Units	Blank Result	Reporting Limit	MDL	Analyzed	Qualifiers
Calcium	mg/L	ND	1.0	0.12	03/22/24 16:03	
Iron	mg/L	ND	0.040	0.025	03/22/24 16:03	
Magnesium	mg/L	ND	0.050	0.012	03/22/24 16:03	
Manganese	mg/L	ND	0.040	0.011	03/22/24 16:03	
Potassium	mg/L	ND	0.50	0.15	03/22/24 16:03	
Sodium	mg/L	ND	1.0	0.58	03/22/24 16:03	

LABORATORY CONTROL SAMPLE: 4336922

Parameter	Units	Spike Conc.	LCS Result	LCS % Rec	% Rec Limits	Qualifiers
Calcium	mg/L	1	0.99J	99	80-120	
Iron	mg/L	1	0.99	99	80-120	
Magnesium	mg/L	1	1.0	101	80-120	
Manganese	mg/L	1	0.95	95	80-120	
Potassium	mg/L	1	0.88	88	80-120	
Sodium	mg/L	1	1.0	101	80-120	

MATRIX SPIKE & MATRIX SPIKE DUPLICATE: 4336923 4336924

Parameter	Units	92719165004 Result	MS Spike Conc.	MSD Spike Conc.	MS Result	MSD Result	MS % Rec	MSD % Rec	% Rec Limits	RPD	Max RPD	Qual
Calcium	mg/L	114	1	1	123	118	908	404	75-125	4	20	M1
Iron	mg/L	0.61	1	1	1.7	1.6	108	102	75-125	4	20	
Magnesium	mg/L	14.4	1	1	16.4	15.7	200	126	75-125	5	20	M1
Manganese	mg/L	0.64	1	1	1.7	1.6	104	97	75-125	4	20	
Potassium	mg/L	6.6	1	1	7.9	7.4	128	86	75-125	5	20	M1
Sodium	mg/L	8.7	1	1	10.1	9.7	148	100	75-125	5	20	M1

Results presented on this page are in the units indicated by the "Units" column except where an alternate unit is presented to the right of the result.

This report shall not be reproduced, except in full,
without the written consent of Pace Analytical Services, LLC.

Pace Analytical Services, LLC
9800 Kincey Ave. Suite 100
Huntersville, NC 28078
(704)875-9092

QUALITY CONTROL DATA

Project: Hammond AP-1
Pace Project No.: 92719165

QC Batch: 839528
QC Batch Method: EPA 3005A
Analysis Method: EPA 6020B
Analysis Description: 6020 MET
Laboratory: Pace Analytical Services - Peachtree Corners, GA
Associated Lab Samples: 92719165001, 92719165002, 92719165003, 92719165004, 92719165005, 92719165006, 92719165007

METHOD BLANK: 4336898 Matrix: Water
Associated Lab Samples: 92719165001, 92719165002, 92719165003, 92719165004, 92719165005, 92719165006, 92719165007

Parameter	Units	Blank Result	Reporting Limit	MDL	Analyzed	Qualifiers
Antimony	mg/L	0.00056J	0.0030	0.00054	03/18/24 15:22	
Arsenic	mg/L	ND	0.0050	0.00084	03/18/24 15:22	
Barium	mg/L	ND	0.0050	0.00047	03/18/24 15:22	
Beryllium	mg/L	ND	0.00050	0.000094	03/18/24 15:22	
Boron	mg/L	ND	0.040	0.012	03/18/24 15:22	
Cadmium	mg/L	ND	0.00050	0.00010	03/18/24 15:22	
Chromium	mg/L	ND	0.0050	0.0019	03/18/24 15:22	
Cobalt	mg/L	ND	0.0050	0.00032	03/18/24 15:22	
Lead	mg/L	ND	0.0010	0.00016	03/18/24 15:22	
Lithium	mg/L	ND	0.030	0.0016	03/18/24 15:22	
Molybdenum	mg/L	ND	0.010	0.00062	03/18/24 15:22	
Selenium	mg/L	ND	0.0050	0.00096	03/18/24 15:22	
Thallium	mg/L	ND	0.0010	0.00038	03/18/24 15:22	

LABORATORY CONTROL SAMPLE: 4336899

Parameter	Units	Spike Conc.	LCS Result	LCS % Rec	% Rec Limits	Qualifiers
Antimony	mg/L	0.1	0.10	103	80-120	
Arsenic	mg/L	0.1	0.10	101	80-120	
Barium	mg/L	0.1	0.10	100	80-120	
Beryllium	mg/L	0.1	0.10	103	80-120	
Boron	mg/L	1	0.95	95	80-120	
Cadmium	mg/L	0.1	0.099	99	80-120	
Chromium	mg/L	0.1	0.096	96	80-120	
Cobalt	mg/L	0.1	0.096	96	80-120	
Lead	mg/L	0.1	0.10	102	80-120	
Lithium	mg/L	0.1	0.10	100	80-120	
Molybdenum	mg/L	0.1	0.098	98	80-120	
Selenium	mg/L	0.1	0.099	99	80-120	
Thallium	mg/L	0.1	0.10	101	80-120	

MATRIX SPIKE & MATRIX SPIKE DUPLICATE: 4336900 4336901

Parameter	Units	92719165001 Result	MS Spike Conc.	MSD Spike Conc.	MS Result	MSD Result	MS % Rec	MSD % Rec	% Rec Limits	RPD	Max RPD	Qual
Antimony	mg/L	0.00078J	0.1	0.1	0.11	0.11	105	107	75-125	2	20	
Arsenic	mg/L	0.36	0.1	0.1	0.44	0.46	77	97	75-125	4	20	

Results presented on this page are in the units indicated by the "Units" column except where an alternate unit is presented to the right of the result.

REPORT OF LABORATORY ANALYSIS

This report shall not be reproduced, except in full,
without the written consent of Pace Analytical Services, LLC.

Pace Analytical Services, LLC
9800 Kincey Ave. Suite 100
Huntersville, NC 28078
(704)875-9092

QUALITY CONTROL DATA

Project: Hammond AP-1
Pace Project No.: 92719165

MATRIX SPIKE & MATRIX SPIKE DUPLICATE: 4336900 4336901

Parameter	Units	92719165001 Result	MS Spike Conc.	MSD Spike Conc.	MS Result	MSD Result	MS % Rec	MSD % Rec	% Rec Limits	RPD	Max RPD	Qual
Barium	mg/L	0.068	0.1	0.1	0.16	0.16	91	93	75-125	1	20	
Beryllium	mg/L	0.00011J	0.1	0.1	0.090	0.089	90	89	75-125	1	20	
Boron	mg/L	0.79	1	1	1.6	1.7	86	87	75-125	1	20	
Cadmium	mg/L	ND	0.1	0.1	0.10	0.10	102	103	75-125	1	20	
Chromium	mg/L	ND	0.1	0.1	0.095	0.096	95	95	75-125	1	20	
Cobalt	mg/L	0.12	0.1	0.1	0.20	0.21	82	88	75-125	3	20	
Lead	mg/L	ND	0.1	0.1	0.095	0.095	95	95	75-125	1	20	
Lithium	mg/L	0.071	0.1	0.1	0.16	0.16	86	89	75-125	2	20	
Molybdenum	mg/L	0.013	0.1	0.1	0.11	0.11	99	99	75-125	0	20	
Selenium	mg/L	ND	0.1	0.1	0.10	0.10	102	104	75-125	2	20	
Thallium	mg/L	ND	0.1	0.1	0.096	0.096	96	96	75-125	0	20	

Results presented on this page are in the units indicated by the "Units" column except where an alternate unit is presented to the right of the result.

This report shall not be reproduced, except in full,
without the written consent of Pace Analytical Services, LLC.

Pace Analytical Services, LLC
9800 Kincey Ave. Suite 100
Huntersville, NC 28078
(704)875-9092

QUALITY CONTROL DATA

Project: Hammond AP-1
Pace Project No.: 92719165

QC Batch: 841220
QC Batch Method: EPA 7470A
Analysis Method: EPA 7470A
Analysis Description: 7470 Mercury
Laboratory: Pace Analytical Services - Peachtree Corners, GA
Associated Lab Samples: 92719165001, 92719165002, 92719165003, 92719165004, 92719165005, 92719165006, 92719165007

METHOD BLANK: 4344835 Matrix: Water
Associated Lab Samples: 92719165001, 92719165002, 92719165003, 92719165004, 92719165005, 92719165006, 92719165007

Parameter	Units	Blank Result	Reporting Limit	MDL	Analyzed	Qualifiers
Mercury	mg/L	ND	0.00020	0.00013	03/25/24 14:28	

LABORATORY CONTROL SAMPLE: 4344836

Parameter	Units	Spike Conc.	LCS Result	LCS % Rec	% Rec Limits	Qualifiers
Mercury	mg/L	0.0025	0.0027	109	80-120	

MATRIX SPIKE & MATRIX SPIKE DUPLICATE: 4344837 4344838

Parameter	Units	92719165001 Result	MS Spike Conc.	MSD Spike Conc.	MS Result	MSD Result	MS % Rec	MSD % Rec	% Rec Limits	RPD	Max RPD	Qual
Mercury	mg/L	ND	0.0025	0.0025	0.0025	0.0027	99	107	75-125	7	20	

Results presented on this page are in the units indicated by the "Units" column except where an alternate unit is presented to the right of the result.

REPORT OF LABORATORY ANALYSIS

This report shall not be reproduced, except in full,
without the written consent of Pace Analytical Services, LLC.

Pace Analytical Services, LLC
9800 Kincey Ave. Suite 100
Huntersville, NC 28078
(704)875-9092

QUALITY CONTROL DATA

Project: Hammond AP-1
Pace Project No.: 92719165

QC Batch: 840093
QC Batch Method: SM 2320B-2011
Analysis Method: SM 2320B-2011
Analysis Description: 2320B Alkalinity
Laboratory: Pace Analytical Services - Asheville
Associated Lab Samples: 92719165001, 92719165002, 92719165003, 92719165004

METHOD BLANK: 4339105 Matrix: Water
Associated Lab Samples: 92719165001, 92719165002, 92719165003, 92719165004

Parameter	Units	Blank Result	Reporting Limit	MDL	Analyzed	Qualifiers
Alkalinity, Total as CaCO3	mg/L	ND	5.0	5.0	03/19/24 17:34	
Alkalinity,Bicarbonate (CaCO3)	mg/L	ND	5.0	5.0	03/19/24 17:34	
Alkalinity,Carbonate (CaCO3)	mg/L	ND	5.0	5.0	03/19/24 17:34	

LABORATORY CONTROL SAMPLE: 4339106

Parameter	Units	Spike Conc.	LCS Result	LCS % Rec	% Rec Limits	Qualifiers
Alkalinity, Total as CaCO3	mg/L	50	50.3	101	80-120	

LABORATORY CONTROL SAMPLE: 4339107

Parameter	Units	Spike Conc.	LCS Result	LCS % Rec	% Rec Limits	Qualifiers
Alkalinity, Total as CaCO3	mg/L	50	51.0	102	80-120	

MATRIX SPIKE & MATRIX SPIKE DUPLICATE: 4339108 4339109

Parameter	Units	92718779012 Result	MS Spike Conc.	MSD Spike Conc.	MS Result	MSD Result	MS % Rec	MSD % Rec	% Rec Limits	RPD	Max RPD	Qual
Alkalinity, Total as CaCO3	mg/L	154	50	50	211	220	114	131	80-120	4	25	M1

MATRIX SPIKE & MATRIX SPIKE DUPLICATE: 4339110 4339111

Parameter	Units	92718862001 Result	MS Spike Conc.	MSD Spike Conc.	MS Result	MSD Result	MS % Rec	MSD % Rec	% Rec Limits	RPD	Max RPD	Qual
Alkalinity, Total as CaCO3	mg/L	186	50	50	262	267	151	162	80-120	2	25	M1

Results presented on this page are in the units indicated by the "Units" column except where an alternate unit is presented to the right of the result.

This report shall not be reproduced, except in full,
without the written consent of Pace Analytical Services, LLC.

Pace Analytical Services, LLC
9800 Kincey Ave. Suite 100
Huntersville, NC 28078
(704)875-9092

QUALITY CONTROL DATA

Project: Hammond AP-1
Pace Project No.: 92719165

QC Batch: 840367
QC Batch Method: SM 2320B-2011
Analysis Method: SM 2320B-2011
Analysis Description: 2320B Alkalinity
Laboratory: Pace Analytical Services - Asheville
Associated Lab Samples: 92719165005, 92719165006, 92719165007

METHOD BLANK: 4340465 Matrix: Water
Associated Lab Samples: 92719165005, 92719165006, 92719165007

Parameter	Units	Blank Result	Reporting Limit	MDL	Analyzed	Qualifiers
Alkalinity, Total as CaCO3	mg/L	ND	5.0	5.0	03/20/24 17:52	
Alkalinity,Bicarbonate (CaCO3)	mg/L	ND	5.0	5.0	03/20/24 17:52	
Alkalinity,Carbonate (CaCO3)	mg/L	ND	5.0	5.0	03/20/24 17:52	

LABORATORY CONTROL SAMPLE: 4340466

Parameter	Units	Spike Conc.	LCS Result	LCS % Rec	% Rec Limits	Qualifiers
Alkalinity, Total as CaCO3	mg/L	50	50.1	100	80-120	

LABORATORY CONTROL SAMPLE: 4340467

Parameter	Units	Spike Conc.	LCS Result	LCS % Rec	% Rec Limits	Qualifiers
Alkalinity, Total as CaCO3	mg/L	50	52.6	105	80-120	

MATRIX SPIKE & MATRIX SPIKE DUPLICATE: 4340470 4340471

Parameter	Units	92719306009 Result	MS Spike Conc.	MSD Spike Conc.	MS Result	MSD Result	MS % Rec	MSD % Rec	% Rec Limits	RPD	Max RPD	Qual
Alkalinity, Total as CaCO3	mg/L	297	50	50	338	341	84	89	80-120	1	25	

MATRIX SPIKE & MATRIX SPIKE DUPLICATE: 4342108 4342109

Parameter	Units	92719157002 Result	MS Spike Conc.	MSD Spike Conc.	MS Result	MSD Result	MS % Rec	MSD % Rec	% Rec Limits	RPD	Max RPD	Qual
Alkalinity, Total as CaCO3	mg/L	98.5	50	50	150	147	102	97	80-120	2	25	

Results presented on this page are in the units indicated by the "Units" column except where an alternate unit is presented to the right of the result.

REPORT OF LABORATORY ANALYSIS

This report shall not be reproduced, except in full,
without the written consent of Pace Analytical Services, LLC.

Pace Analytical Services, LLC
9800 Kincey Ave. Suite 100
Huntersville, NC 28078
(704)875-9092

QUALITY CONTROL DATA

Project: Hammond AP-1
Pace Project No.: 92719165

QC Batch: 839645
QC Batch Method: SM 2540C-2015
Analysis Method: SM 2540C-2015
Analysis Description: 2540C Total Dissolved Solids
Laboratory: Pace Analytical Services - Asheville
Associated Lab Samples: 92719165001, 92719165002, 92719165003, 92719165004, 92719165005, 92719165006, 92719165007

METHOD BLANK: 4337248
Matrix: Water
Associated Lab Samples: 92719165001, 92719165002, 92719165003, 92719165004, 92719165005, 92719165006, 92719165007

Parameter	Units	Blank Result	Reporting Limit	MDL	Analyzed	Qualifiers
Total Dissolved Solids	mg/L	ND	25.0	25.0	03/17/24 14:16	

LABORATORY CONTROL SAMPLE: 4337249

Parameter	Units	Spike Conc.	LCS Result	LCS % Rec	% Rec Limits	Qualifiers
Total Dissolved Solids	mg/L	250	262	105	90-110	

SAMPLE DUPLICATE: 4337250

Parameter	Units	92718693006 Result	Dup Result	RPD	Max RPD	Qualifiers
Total Dissolved Solids	mg/L	4630	4390	5	25	

SAMPLE DUPLICATE: 4337251

Parameter	Units	92719165005 Result	Dup Result	RPD	Max RPD	Qualifiers
Total Dissolved Solids	mg/L	ND	ND		25	

Results presented on this page are in the units indicated by the "Units" column except where an alternate unit is presented to the right of the result.

This report shall not be reproduced, except in full,
without the written consent of Pace Analytical Services, LLC.

Pace Analytical Services, LLC
9800 Kincey Ave. Suite 100
Huntersville, NC 28078
(704)875-9092

QUALITY CONTROL DATA

Project: Hammond AP-1
Pace Project No.: 92719165

QC Batch: 839901
QC Batch Method: SM 4500-S2D-2011
Analysis Method: SM 4500-S2D-2011
Analysis Description: 4500S2D Sulfide Water
Laboratory: Pace Analytical Services - Asheville
Associated Lab Samples: 92719165001, 92719165002, 92719165003, 92719165004, 92719165005, 92719165006, 92719165007

METHOD BLANK: 4338238
Matrix: Water
Associated Lab Samples: 92719165001, 92719165002, 92719165003, 92719165004, 92719165005, 92719165006, 92719165007

Parameter	Units	Blank Result	Reporting Limit	MDL	Analyzed	Qualifiers
Sulfide	mg/L	ND	0.10	0.022	03/19/24 04:44	

LABORATORY CONTROL SAMPLE: 4338239

Parameter	Units	Spike Conc.	LCS Result	LCS % Rec	% Rec Limits	Qualifiers
Sulfide	mg/L	0.5	0.52	104	80-120	

MATRIX SPIKE & MATRIX SPIKE DUPLICATE: 4338240 4338241

Parameter	Units	92719255021 Result	MS Spike Conc.	MSD Spike Conc.	MS Result	MSD Result	MS % Rec	MSD % Rec	% Rec Limits	RPD	Max RPD	Qual
Sulfide	mg/L	ND	0.5	0.5	0.48	0.50	97	100	80-120	3	10	

Results presented on this page are in the units indicated by the "Units" column except where an alternate unit is presented to the right of the result.

REPORT OF LABORATORY ANALYSIS

This report shall not be reproduced, except in full,
without the written consent of Pace Analytical Services, LLC.

Pace Analytical Services, LLC
9800 Kincey Ave. Suite 100
Huntersville, NC 28078
(704)875-9092

QUALITY CONTROL DATA

Project: Hammond AP-1
Pace Project No.: 92719165

QC Batch: 839522
QC Batch Method: EPA 300.0 Rev 2.1 1993
Analysis Method: EPA 300.0 Rev 2.1 1993
Analysis Description: 300.0 IC Anions
Laboratory: Pace Analytical Services - Asheville
Associated Lab Samples: 92719165001, 92719165002, 92719165003, 92719165004, 92719165005, 92719165006, 92719165007

METHOD BLANK: 4336880 Matrix: Water
Associated Lab Samples: 92719165001, 92719165002, 92719165003, 92719165004, 92719165005, 92719165006, 92719165007

Parameter	Units	Blank Result	Reporting Limit	MDL	Analyzed	Qualifiers
Chloride	mg/L	ND	1.0	0.60	03/16/24 10:41	
Fluoride	mg/L	ND	0.10	0.050	03/16/24 10:41	
Sulfate	mg/L	ND	1.0	0.50	03/16/24 10:41	

LABORATORY CONTROL SAMPLE: 4336881

Parameter	Units	Spike Conc.	LCS Result	LCS % Rec	% Rec Limits	Qualifiers
Chloride	mg/L	50	50.3	101	90-110	
Fluoride	mg/L	2.5	2.5	101	90-110	
Sulfate	mg/L	50	50.5	101	90-110	

MATRIX SPIKE & MATRIX SPIKE DUPLICATE: 4336884 4336885

Parameter	Units	92719214006 Result	MS Spike Conc.	MSD Spike Conc.	MS Result	MSD Result	MS % Rec	MSD % Rec	% Rec Limits	RPD	Max RPD	Qual
Chloride	mg/L	6.9	50	50	60.6	63.6	107	113	90-110	5	10	M1
Fluoride	mg/L	0.22	2.5	2.5	2.8	2.9	104	107	90-110	2	10	
Sulfate	mg/L	1630	50	50	1670	1650	85	56	90-110	1	10	M1

MATRIX SPIKE & MATRIX SPIKE DUPLICATE: 4336929 4336930

Parameter	Units	92719397001 Result	MS Spike Conc.	MSD Spike Conc.	MS Result	MSD Result	MS % Rec	MSD % Rec	% Rec Limits	RPD	Max RPD	Qual
Chloride	mg/L	2.5	50	50	52.6	55.8	100	107	90-110	6	10	
Fluoride	mg/L	0.59	2.5	2.5	3.0	3.2	98	104	90-110	5	10	
Sulfate	mg/L	5.3	50	50	56.0	59.2	101	108	90-110	6	10	

Results presented on this page are in the units indicated by the "Units" column except where an alternate unit is presented to the right of the result.

This report shall not be reproduced, except in full,
without the written consent of Pace Analytical Services, LLC.

Pace Analytical Services, LLC
9800 Kincey Ave. Suite 100
Huntersville, NC 28078
(704)875-9092

QUALIFIERS

Project: Hammond AP-1
Pace Project No.: 92719165

DEFINITIONS

DF - Dilution Factor, if reported, represents the factor applied to the reported data due to dilution of the sample aliquot.

ND - Not Detected at or above adjusted reporting limit.

TNTC - Too Numerous To Count

J - Estimated concentration above the adjusted method detection limit and below the adjusted reporting limit.

MDL - Adjusted Method Detection Limit.

PQL - Practical Quantitation Limit.

RL - Reporting Limit - The lowest concentration value that meets project requirements for quantitative data with known precision and bias for a specific analyte in a specific matrix.

S - Surrogate

1,2-Diphenylhydrazine decomposes to and cannot be separated from Azobenzene using Method 8270. The result for each analyte is a combined concentration.

Consistent with EPA guidelines, unrounded data are displayed and have been used to calculate % recovery and RPD values.

LCS(D) - Laboratory Control Sample (Duplicate)

MS(D) - Matrix Spike (Duplicate)

DUP - Sample Duplicate

RPD - Relative Percent Difference

NC - Not Calculable.

SG - Silica Gel - Clean-Up

U - Indicates the compound was analyzed for, but not detected.

Acid preservation may not be appropriate for 2 Chloroethylvinyl ether.

A separate vial preserved to a pH of 4-5 is recommended in SW846 Chapter 4 for the analysis of Acrolein and Acrylonitrile by EPA Method 8260.

N-Nitrosodiphenylamine decomposes and cannot be separated from Diphenylamine using Method 8270. The result reported for each analyte is a combined concentration.

Reported results are not rounded until the final step prior to reporting. Therefore, calculated parameters that are typically reported as "Total" may vary slightly from the sum of the reported component parameters.

Pace Analytical is TNI accredited. Contact your Pace PM for the current list of accredited analytes.

TNI - The NELAC Institute.

ANALYTE QUALIFIERS

B	Analyte was detected in the associated method blank.
M1	Matrix spike recovery exceeded QC limits. Batch accepted based on laboratory control sample (LCS) recovery.

This report shall not be reproduced, except in full,
without the written consent of Pace Analytical Services, LLC.

Pace Analytical Services, LLC
9800 Kincey Ave. Suite 100
Huntersville, NC 28078
(704)875-9092

QUALITY CONTROL DATA CROSS REFERENCE TABLE

Project: Hammond AP-1
Pace Project No.: 92719165

Lab ID	Sample ID	QC Batch Method	QC Batch	Analytical Method	Analytical Batch
92719165001	**HAM-PT-07**	EPA 3010A	839535	EPA 6010D	839576
92719165002	**HAM-PT-08**	EPA 3010A	839535	EPA 6010D	839576
92719165003	**HAM-PT-09**	EPA 3010A	839535	EPA 6010D	839576
92719165004	**HAM-PT-10**	EPA 3010A	839535	EPA 6010D	839576
92719165005	**HAM-AP1-EB-01**	EPA 3010A	839535	EPA 6010D	839576
92719165006	**HAM-AP1-FB-01**	EPA 3010A	839535	EPA 6010D	839576
92719165007	**HAM-AP1-FD-01**	EPA 3010A	839535	EPA 6010D	839576
92719165001	**HAM-PT-07**	EPA 3005A	839528	EPA 6020B	839598
92719165002	**HAM-PT-08**	EPA 3005A	839528	EPA 6020B	839598
92719165003	**HAM-PT-09**	EPA 3005A	839528	EPA 6020B	839598
92719165004	**HAM-PT-10**	EPA 3005A	839528	EPA 6020B	839598
92719165005	**HAM-AP1-EB-01**	EPA 3005A	839528	EPA 6020B	839598
92719165006	**HAM-AP1-FB-01**	EPA 3005A	839528	EPA 6020B	839598
92719165007	**HAM-AP1-FD-01**	EPA 3005A	839528	EPA 6020B	839598
92719165001	**HAM-PT-07**	EPA 7470A	841220	EPA 7470A	841542
92719165002	**HAM-PT-08**	EPA 7470A	841220	EPA 7470A	841542
92719165003	**HAM-PT-09**	EPA 7470A	841220	EPA 7470A	841542
92719165004	**HAM-PT-10**	EPA 7470A	841220	EPA 7470A	841542
92719165005	**HAM-AP1-EB-01**	EPA 7470A	841220	EPA 7470A	841542
92719165006	**HAM-AP1-FB-01**	EPA 7470A	841220	EPA 7470A	841542
92719165007	**HAM-AP1-FD-01**	EPA 7470A	841220	EPA 7470A	841542
92719165001	**HAM-PT-07**	SM 2320B-2011	840093		
92719165002	**HAM-PT-08**	SM 2320B-2011	840093		
92719165003	**HAM-PT-09**	SM 2320B-2011	840093		
92719165004	**HAM-PT-10**	SM 2320B-2011	840093		
92719165005	**HAM-AP1-EB-01**	SM 2320B-2011	840367		
92719165006	**HAM-AP1-FB-01**	SM 2320B-2011	840367		
92719165007	**HAM-AP1-FD-01**	SM 2320B-2011	840367		
92719165001	**HAM-PT-07**	SM 2540C-2015	839645		
92719165002	**HAM-PT-08**	SM 2540C-2015	839645		
92719165003	**HAM-PT-09**	SM 2540C-2015	839645		
92719165004	**HAM-PT-10**	SM 2540C-2015	839645		
92719165005	**HAM-AP1-EB-01**	SM 2540C-2015	839645		
92719165006	**HAM-AP1-FB-01**	SM 2540C-2015	839645		
92719165007	**HAM-AP1-FD-01**	SM 2540C-2015	839645		
92719165001	**HAM-PT-07**	SM 4500-S2D-2011	839901		
92719165002	**HAM-PT-08**	SM 4500-S2D-2011	839901		
92719165003	**HAM-PT-09**	SM 4500-S2D-2011	839901		
92719165004	**HAM-PT-10**	SM 4500-S2D-2011	839901		
92719165005	**HAM-AP1-EB-01**	SM 4500-S2D-2011	839901		
92719165006	**HAM-AP1-FB-01**	SM 4500-S2D-2011	839901		
92719165007	**HAM-AP1-FD-01**	SM 4500-S2D-2011	839901		
92719165001	**HAM-PT-07**	EPA 300.0 Rev 2.1 1993	839522		
92719165002	**HAM-PT-08**	EPA 300.0 Rev 2.1 1993	839522		
92719165003	**HAM-PT-09**	EPA 300.0 Rev 2.1 1993	839522		

This report shall not be reproduced, except in full,
without the written consent of Pace Analytical Services, LLC.

Pace Analytical Services, LLC
9800 Kincey Ave. Suite 100
Huntersville, NC 28078
(704)875-9092

QUALITY CONTROL DATA CROSS REFERENCE TABLE

Project: Hammond AP-1
Pace Project No.: 92719165

Lab ID	Sample ID	QC Batch Method	QC Batch	Analytical Method	Analytical Batch
92719165004	**HAM-PT-10**	EPA 300.0 Rev 2.1 1993	839522		
92719165005	**HAM-AP1-EB-01**	EPA 300.0 Rev 2.1 1993	839522		
92719165006	**HAM-AP1-FB-01**	EPA 300.0 Rev 2.1 1993	839522		
92719165007	**HAM-AP1-FD-01**	EPA 300.0 Rev 2.1 1993	839522		

This report shall not be reproduced, except in full,
without the written consent of Pace Analytical Services, LLC.

Pace	DC#_Title: ENV-FRM-HUN1-0083 v03_Sample Condition Upon Receipt
	Effective Date: 12/01/2023

Laboratory receiving samples:
Asheville ☐ Eden ☐ Greenwood ☐ Huntersville ☐ Raleigh ☐ Mechanicsville ☐ Atlanta ☑ Kernersville ☐

Sample Condition Upon Receipt

Client Name: GA Power

Project #: WO#: 92719165

92719165

Courier: ☐ Commercial ☐ Fed Ex ☐ UPS ☐ USPS ☐ Client ☐ Pace ☐ Other:

Custody Seal Present? ☐ Yes ☑ No **Seals Intact?** ☐ Yes ☑ No ☐ N/A

Date/Initials Person Examining Contents: 3/14/27 CDM

Packing Material: ☐ Bubble Wrap ☐ Bubble Bags ☑ None ☐ Other

Biological Tissue Frozen? ☐ Yes ☐ No ☑ N/A

Thermometer: ☑ IR Gun ID: 083

Type of Ice: ☑ Wet ☐ Blue ☐ None

Cooler Temp: 0.9 **Correction Factor:** Add/Subtract (°C) 0.0

Cooler Temp Corrected (°C): 0.9

Temp should be above freezing to 6°C
☐ Samples out of temp criteria. Samples on ice, cooling process has begun

USDA Regulated Soil (☐ N/A, water sample)
Did samples originate in a quarantine zone within the United States: CA, NY, or SC (check maps)? ☐ Yes ☐ No

Did samples originate from a foreign source (internationally, including Hawaii and Puerto Rico)? ☐ Yes ☐ No

				Comments/Discrepancy:
Chain of Custody Present?	☑ Yes	☐ No	☐ N/A	1.
Samples Arrived within Hold Time?	☑ Yes	☐ No	☐ N/A	2.
Short Hold Time Analysis (<72 hr.)?	☐ Yes	☑ No	☐ N/A	3.
Rush Turn Around Time Requested?	☐ Yes	☑ No	☐ N/A	4.
Sufficient Volume?	☑ Yes	☐ No	☐ N/A	5.
Correct Containers Used?	☑ Yes	☐ No	☐ N/A	6.
-Pace Containers Used?	☑ Yes	☐ No	☐ N/A	
Containers Intact?	☑ Yes	☐ No	☐ N/A	7.
Dissolved analysis: Samples Field Filtered?	☐ Yes	☐ No	☑ N/A	8.
Sample Labels Match COC?	☑ Yes	☐ No	☐ N/A	9.
-Includes Date/Time/ID/Analysis Matrix: W				
Headspace in VOA Vials (>5-6mm)?	☐ Yes	☐ No	☑ N/A	10.
Trip Blank Present?	☐ Yes	☐ No	☑ N/A	11.
Trip Blank Custody Seals Present?	☐ Yes	☐ No	☑ N/A	

COMMENTS/SAMPLE DISCREPANCY

Field Data Required? ☐ Yes ☐ No

Lot ID of split containers:

CLIENT NOTIFICATION/RESOLUTION

Person contacted: Date/Time:

Project Manager SCURF Review: Date:

Project Manager SRF Review: Date:

Pace ANALYTICAL SERVICES	DC#_Title: ENV-FRM-HUN1-0083 v03_Sample Condition Upon Receipt
	Effective Date: 12/01/2023

WO#: 92719165

PM: BV Due Date: 03/29/24

CLIENT: 92- GP-HAM

***Check mark top half of box if pH and/or dechlorination is verified and within the acceptance range for preservation samples.**

Exceptions: VOA, Coliform, TOC, Oil and Grease, DRO/8015 (water) DOC, LLHg

Project #

****Bottom half of box is to list number of bottles**

*****Check all unpreserved Nitrates for chlorine**

Item#	BP4U-125 mL Plastic Unpreserved (N/A) (Cl-)	BP3U-250 mL Plastic Unpreserved (N/A)	BP2U-500 mL Plastic Unpreserved (N/A)	BP1U-1 liter Plastic Unpreserved (N/A)	BP4S-125 mL Plastic H2SO4 (pH < 2) (Cl-)	BP3N-250 mL plastic HNO3 (pH < 2)	BP4Z-125 mL Plastic ZN Acetate & NaOH (>9)	BP4B-125 mL Plastic NaOH (pH > 12) (Cl-)	WGFU-Wide-mouthed Glass jar Unpreserved	AG1U-1 liter Amber Unpreserved (N/A) (Cl-)	AG1H-1 liter Amber HCl (pH < 2)	AG3U-250 mL Amber Unpreserved (N/A) (Cl-)	AG1S-1 liter Amber H2SO4 (pH < 2)	AG3S-250 mL Amber H2SO4 (pH < 2)	DG94-40 mL Amber NH4Cl (N/A)(Cl-)	DG9H-40 mL VOA HCl (N/A)	VG9T-40 mL VOA Na2S2O3 (N/A)	VG9U-40 mL VOA Unpreserved (N/A)	DG9V-40 mL VOA H3PO4 (N/A)	KP7U-50 mL Plastic Unpreserved (N/A)	V/GK (3 vials per kit)-VPH/Gas kit (N/A)	SP5T-125 mL Sterile Plastic (N/A – lab)	SP2T-250 mL Sterile Plastic (N/A – lab)		BP3R-250 mL Plastic (NH2)2SO4 (9.3-9.7)	AG0U-100 mL Amber Unpreserved (N/A) (Cl-)	VSGU-20 mL Scintillation vials (N/A)	DG9U-40 mL Amber Unpreserved vials (N/A)
1		2	1			1 ✓	1 ✓																					
2		2	1			1 ✓	1 ✓																					
3		2	1			1 ✓	1 ✓																					
4		2	1			1 ✓	1 ✓																					
5		2	1			1 ✓	1 ✓																					
6		2	1			1 ✓	1 ✓																					
7		2	1			1 ✓	1 ✓																					
8																												
9																												
10																												
11																												
12																												

pH Adjustment Log for Preserved Samples

Sample ID	Type of Preservative	pH upon receipt	Date preservation adjusted	Time preservation adjusted	Amount of Preservative added	Lot #

Note: Whenever there is a discrepancy affecting North Carolina compliance samples, a copy of this form will be sent to the North Carolina DENR Certification Office (i.e. Out of hold, incorrect preservative, out of temp, incorrect containers.

Pace Analytical
www.pacelabs.com

CHAIN-OF-CUSTODY / Analytical Request Document

The Chain-of-Custody is a LEGAL DOCUMENT. All relevant fields must be completed accurately.

Page: | of |

Section A Required Client Information:

Company:	GA Power
Address:	Atlanta, GA
Email To:	SCS Contacts
Phone:	Fax:
Requested Due Date/TAT:	10 day

Section B Required Project Information:

Report To:	SCS Contacts
Copy To:	Geosyntec Contacts
Purchase Order No.:	GPC82474-0001
Project Name:	Hammond AP-1
Project Number:	

Section C Invoice Information:

Attention:	Southern Co.
Company Name:	
Address:	
Pace Quote Reference:	
Pace Project Manager:	Bonnie Vang
Pace Profile #:	10839

REGULATORY AGENCY

☐ NPDES ☐ GROUND WATER ☐ DRINKING WATER
☐ UST ☐ RCRA ☑ OTHER CCR

Site Location STATE: GA

Section D Required Client Information

Valid Matrix Codes

MATRIX	CODE
DRINKING WATER	DW
WATER	WT
WASTE WATER	WW
PRODUCT	P
SOIL/SOLID	SL
OIL	OL
WIPE	WP
AIR	AR
OTHER	OT
TISSUE	TS

SAMPLE ID (A-Z, 0-9 / ,-) Sample IDs MUST BE UNIQUE

Requested Analysis Filtered (Y/N)

ITEM #	SAMPLE ID	MATRIX CODE (see valid codes to left)	SAMPLE TYPE (G=GRAB C=COMP)	COLLECTED COMPOSITE DATE	COLLECTED COMPOSITE TIME	COLLECTED COMPOSITE DATE	COLLECTED COMPOSITE TIME	SAMPLE TEMP AT COLLECTION	# OF CONTAINERS	Unpreserved	H_2SO_4	HNO_3	HCl	NaOH	$Na_2S_2O_3$	Methanol	Other	Analysis Test Y/N	Chloride, Fluoride, Sulfate	Full App. III and IV metals	Major ions (Profile 10839-2)	TDS	Residual Chlorine (Y/N)	Pace Project No./ Lab I.D.
1	HAM-PT-07	WG	G	3/13/2024	1027			18	5	3		1					1		X	X	X	X	N	
2	HAM-PT-08	WG	G	3/13/2024	1240			19	5	3		1					1		X	X	X	X	N	
3	HAM-PT-09	WG	G	3/13/2024	1045			17	5	3		1					1		X	X	X	X	N	
4	HAM-PT-10	WG	G	3/13/2024	1218			19	5	3		1					1		X	X	X	X	N	
5	HAM-AP1-EB-01	WQ	G	3/13/2024	1332			18	5	3		1					1		X	X	X	X	N	
6	HAM-AP1-FB-01	WQ	G	3/13/2024	1317			18	5	3		1					1		X	X	X	X	N	
7	HAM-AP1-FD-01	WG	G	3/13/2024	0000			18	5	3		1					1		X	X	X	X	N	
8																								
9																								
10																								
11																								
12																								

ADDITIONAL COMMENTS	RELINQUISHED BY / AFFILIATION	DATE	TIME	ACCEPTED BY / AFFILIATION	DATE	TIME
Task Code: HAM-CCR-CA-20240313	Zain Webb / Geosyntec	3/14/24	1401	[signature] Pace	3/14/22	1401
	[signature] Pace	3/14/24	1619	[signature]	3/14/24	1619

SAMPLE CONDITIONS: Temp in °C | Received on Ice (Y/N) | Custody Sealed Cooler (Y/N) | Samples Intact (Y/N)

SAMPLER NAME AND SIGNATURE

PRINT Name of SAMPLER: Zain Webb, Elizabeth Lynch Geosyntec Consultants, Inc.

SIGNATURE of SAMPLER: [signature] DATE Signed (MM/DD/YY): 3/14/2024

*Important Note: By signing this form you are accepting Pace's NET 30 day payment terms and agreeing to late charges of 1.5% per month for any invoices not paid within 30 days.

FIELD SAMPLING REPORTS

Low-Flow Test Report:

Test Date / Time: 3/13/2024 9:44:50 AM
Project: Plant Hammond
Operator Name: Elisabeth Russell

Location Name: PT-07 **Well Diameter: 2 in** **Casing Type: PVC** **Screen Length: 10 ft** **Top of Screen: 37.75 ft** **Total Depth: 47.75 ft** **Initial Depth to Water: 23.25 ft**	**Pump Type: Bladder** **Tubing Type: Polyethylene** **Pump Intake From TOC: 42.75 ft** **Estimated Total Volume Pumped: 9.4 liter** **Flow Cell Volume: 90 ml** **Final Flow Rate: 200 ml/min** **Final Draw Down: 0.1 ft**	**Instrument Used: Aqua TROLL 400** **Serial Number: 843593**

Test Notes:
Five bottles: Appendix III and IV + Major Ions (No RADs)
Fe > 10.0 mg/L

Weather Conditions:
Sunny, 60 degrees F.

Low-Flow Readings:

Date Time	Elapsed Time	pH	Temperature	Specific Conductivity	RDO Concentration	Turbidity	ORP	Depth to Water	Flow
		+/- 0.1	+/- 0.5	+/- 5 %	+/- 0.2	+/- 5	+/- 10	+/- 0.3	
3/13/2024 9:44 AM	00:00	6.65 pH	18.12 °C	937.44 µS/cm	1.36 mg/L	0.00 NTU	-83.9 mV	23.35 ft	200.00 ml/min
3/13/2024 9:46 AM	01:39	6.68 pH	18.12 °C	1,191.4 µS/cm	1.30 mg/L	0.00 NTU	-85.1 mV	23.35 ft	200.00 ml/min
3/13/2024 9:51 AM	06:39	6.71 pH	18.26 °C	1,191.6 µS/cm	1.39 mg/L	0.27 NTU	-89.3 mV	23.35 ft	200.00 ml/min
3/13/2024 9:56 AM	11:39	6.74 pH	18.32 °C	1,173.2 µS/cm	1.39 mg/L	0.00 NTU	-86.7 mV	23.35 ft	200.00 ml/min
3/13/2024 10:01 AM	16:39	6.76 pH	18.41 °C	1,180.7 µS/cm	1.46 mg/L	0.00 NTU	-92.9 mV	23.35 ft	200.00 ml/min
3/13/2024 10:06 AM	21:39	6.78 pH	18.49 °C	989.92 µS/cm	1.29 mg/L	0.00 NTU	-91.5 mV	23.35 ft	200.00 ml/min
3/13/2024 10:07 AM	22:46	6.82 pH	18.43 °C	994.29 µS/cm	1.22 mg/L	0.00 NTU	-94.7 mV	23.35 ft	200.00 ml/min
3/13/2024 10:12 AM	27:46	6.80 pH	18.43 °C	1,192.4 µS/cm	1.07 mg/L	0.00 NTU	-94.6 mV	23.35 ft	200.00 ml/min
3/13/2024 10:17 AM	32:46	6.80 pH	18.43 °C	1,217.1 µS/cm	1.21 mg/L	0.00 NTU	-93.6 mV	23.35 ft	200.00 ml/min
3/13/2024 10:22 AM	37:46	6.82 pH	18.39 °C	1,182.1 µS/cm	1.12 mg/L	0.00 NTU	-97.3 mV	23.35 ft	200.00 ml/min

Samples

Sample ID:	Description:

HAM-PT-07	Grab.

Created using VuSitu from In-Situ, Inc.

Low-Flow Test Report:

Test Date / Time: 3/13/2024 11:41:57 AM
Project: Plant Hammond
Operator Name: Elisabeth Russell

Location Name: PT-08 **Well Diameter: 2 in** **Casing Type: PVC** **Screen Length: 10 ft** **Top of Screen: 31.93 ft** **Total Depth: 41.93 ft** **Initial Depth to Water: 28.05 ft**	**Pump Type: Bladder** **Tubing Type: Polyethylene** **Pump Intake From TOC: 36.93 ft** **Estimated Total Volume Pumped: 14.5 liter** **Flow Cell Volume: 90 ml** **Final Flow Rate: 250 ml/min** **Final Draw Down: 0.06 ft**	**Instrument Used: Aqua TROLL 400** **Serial Number: 843593**

Test Notes:
Five bottles: Appendix III and IV + Major Ions (No RADs)
Fe > 10.0 mg/L

Weather Conditions:
Sunny, 60 degrees F.

Low-Flow Readings:

Date Time	Elapsed Time	pH	Temperature	Specific Conductivity	RDO Concentration	Turbidity	ORP	Depth to Water	Flow
		+/- 0.1	+/- 0.5	+/- 5 %	+/- 0.2	+/- 5	+/- 10	+/- 0.3	
3/13/2024 11:41 AM	00:00	6.22 pH	19.50 °C	515.75 µS/cm	1.23 mg/L	7.66 NTU	37.9 mV	28.05 ft	250.00 ml/min
3/13/2024 11:46 AM	05:00	6.22 pH	19.24 °C	214.64 µS/cm	1.11 mg/L	5.71 NTU	32.8 mV	28.07 ft	250.00 ml/min
3/13/2024 11:51 AM	10:00	6.25 pH	19.26 °C	459.36 µS/cm	1.10 mg/L	4.14 NTU	27.0 mV	28.09 ft	250.00 ml/min
3/13/2024 11:56 AM	15:00	6.29 pH	19.16 °C	571.44 µS/cm	0.99 mg/L	3.14 NTU	24.5 mV	28.09 ft	250.00 ml/min
3/13/2024 12:01 PM	20:00	6.29 pH	19.15 °C	620.65 µS/cm	1.13 mg/L	2.23 NTU	17.4 mV	28.10 ft	250.00 ml/min
3/13/2024 12:06 PM	24:26	6.29 pH	19.18 °C	570.25 µS/cm	0.93 mg/L	1.60 NTU	20.9 mV	28.10 ft	250.00 ml/min
3/13/2024 12:11 PM	29:26	6.30 pH	19.22 °C	577.55 µS/cm	1.01 mg/L	1.50 NTU	19.7 mV	28.10 ft	250.00 ml/min
3/13/2024 12:16 PM	34:26	6.30 pH	19.06 °C	575.95 µS/cm	0.94 mg/L	0.88 NTU	17.7 mV	28.11 ft	250.00 ml/min
3/13/2024 12:20 PM	38:08	6.31 pH	19.15 °C	533.78 µS/cm	1.13 mg/L	0.48 NTU	17.1 mV	28.11 ft	250.00 ml/min
3/13/2024 12:22 PM	40:05	6.31 pH	19.13 °C	577.39 µS/cm	0.98 mg/L	0.44 NTU	17.4 mV	28.11 ft	250.00 ml/min
3/13/2024 12:27 PM	45:05	6.30 pH	18.96 °C	557.67 µS/cm	0.90 mg/L	0.03 NTU	18.5 mV	28.11 ft	250.00 ml/min
3/13/2024 12:32 PM	50:05	6.31 pH	18.96 °C	581.66 µS/cm	0.95 mg/L	0.04 NTU	17.6 mV	28.11 ft	250.00 ml/min

Samples

Sample ID:	Description:
HAM-PT-08	Grab.

Low-Flow Test Report:

Test Date / Time: 3/13/2024 9:15:30 AM
Project: Plant Hammond
Operator Name: Zain Webb

Location Name: PT-09 **Well Diameter: 2 in** **Casing Type: PVC** **Screen Length: 10 ft** **Top of Screen: 20.47 ft** **Total Depth: 30.47 ft** **Initial Depth to Water: 13.07 ft**	**Pump Type: Peristaltic** **Tubing Type: Polyethylene** **Pump Intake From TOC: 25.47 ft** **Estimated Total Volume Pumped: 18 liter** **Flow Cell Volume: 90 ml** **Final Flow Rate: 200 ml/min** **Final Draw Down: -0.04 ft**	**Instrument Used: Aqua TROLL 400** **Serial Number: 883553**

Test Notes:
Five bottles: Appendix III and IV + Major Ions (No RADs)
Fe = 0.0 mg/L

Weather Conditions:
Clear, 40 degrees F.

Low-Flow Readings:

Date Time	Elapsed Time	pH	Temperature	Specific Conductivity	RDO Concentration	Turbidity	ORP	Depth to Water	Flow
		+/- 0.1	+/- 0.5	+/- 5 %	+/- 0.2	+/- 5	+/- 10	+/- 0.3	
3/13/2024 9:15 AM	00:00	7.20 pH	16.20 °C	732.29 µS/cm	0.34 mg/L	53.70 NTU	52.9 mV	13.03 ft	200.00 ml/min
3/13/2024 9:20 AM	05:00	7.20 pH	16.34 °C	728.39 µS/cm	0.87 mg/L	49.20 NTU	35.3 mV	13.03 ft	200.00 ml/min
3/13/2024 9:25 AM	10:00	7.23 pH	16.39 °C	732.57 µS/cm	0.35 mg/L	42.30 NTU	29.2 mV	13.03 ft	200.00 ml/min
3/13/2024 9:30 AM	15:00	7.30 pH	16.60 °C	732.83 µS/cm	0.62 mg/L	34.60 NTU	22.5 mV	13.03 ft	200.00 ml/min
3/13/2024 9:35 AM	20:00	7.30 pH	16.67 °C	732.29 µS/cm	0.35 mg/L	25.50 NTU	20.6 mV	13.03 ft	200.00 ml/min
3/13/2024 9:40 AM	25:00	7.24 pH	16.66 °C	742.68 µS/cm	0.54 mg/L	22.30 NTU	27.8 mV	13.03 ft	200.00 ml/min
3/13/2024 9:45 AM	30:00	5.35 pH	16.74 °C	1.08 µS/cm	9.52 mg/L	21.00 NTU	90.2 mV	13.03 ft	200.00 ml/min
3/13/2024 9:50 AM	35:00	7.23 pH	16.89 °C	735.55 µS/cm	0.36 mg/L	18.90 NTU	27.7 mV	13.03 ft	200.00 ml/min
3/13/2024 9:55 AM	40:00	7.26 pH	16.98 °C	731.33 µS/cm	0.15 mg/L	15.41 NTU	21.3 mV	13.03 ft	200.00 ml/min
3/13/2024 10:00 AM	45:00	7.25 pH	17.05 °C	728.81 µS/cm	0.12 mg/L	12.80 NTU	12.9 mV	13.03 ft	200.00 ml/min
3/13/2024 10:05 AM	50:00	7.26 pH	17.09 °C	728.89 µS/cm	0.10 mg/L	11.83 NTU	14.3 mV	13.03 ft	200.00 ml/min
3/13/2024 10:10 AM	55:00	7.22 pH	17.18 °C	720.76 µS/cm	0.14 mg/L	10.77 NTU	10.6 mV	13.03 ft	200.00 ml/min
3/13/2024 10:15 AM	01:00:00	7.21 pH	17.20 °C	717.94 µS/cm	0.75 mg/L	8.39 NTU	4.9 mV	13.03 ft	200.00 ml/min

3/13/2024 10:20 AM	01:05:00	7.24 pH	17.14 °C	724.95 µS/cm	0.62 mg/L	7.52 NTU	9.8 mV	13.03 ft	200.00 ml/min
3/13/2024 10:25 AM	01:10:00	7.22 pH	17.19 °C	730.73 µS/cm	0.49 mg/L	7.01 NTU	9.1 mV	13.03 ft	200.00 ml/min
3/13/2024 10:30 AM	01:15:00	7.21 pH	17.31 °C	724.81 µS/cm	0.35 mg/L	6.15 NTU	7.5 mV	13.03 ft	200.00 ml/min
3/13/2024 10:35 AM	01:20:00	7.20 pH	17.36 °C	721.40 µS/cm	0.42 mg/L	5.33 NTU	9.4 mV	13.03 ft	200.00 ml/min
3/13/2024 10:40 AM	01:25:00	7.19 pH	17.39 °C	731.33 µS/cm	0.25 mg/L	4.43 NTU	10.6 mV	13.03 ft	200.00 ml/min

Samples

Sample ID:	Description:
HAM-PT-09	Grab.
HAM-AP1-FD-01	Grab.

Low-Flow Test Report:

Test Date / Time: 3/13/2024 11:33:06 AM
Project: Plant Hammond
Operator Name: Zain Webb

Location Name: PT-10 **Well Diameter: 2 in** **Casing Type: PVC** **Screen Length: 10 ft** **Top of Screen: 20.45 ft** **Total Depth: 30.45 ft** **Initial Depth to Water: 13.02 ft**	**Pump Type: Peristaltic** **Tubing Type: Polyethylene** **Pump Intake From TOC: 25.45 ft** **Estimated Total Volume Pumped: 9 liter** **Flow Cell Volume: 90 ml** **Final Flow Rate: 200 ml/min** **Final Draw Down: 0.14 ft**	**Instrument Used: Aqua TROLL 400** **Serial Number: 883553**

Test Notes:
Five bottles: Appendix III and IV + Major Ions (No RADs)
Fe = 0.75 mg/L

Weather Conditions:
Clear, 60 degrees F.

Low-Flow Readings:

Date Time	Elapsed Time	pH	Temperature	Specific Conductivity	RDO Concentration	Turbidity	ORP	Depth to Water	Flow
		+/- 0.1	+/- 0.5	+/- 5 %	+/- 0.2	+/- 5	+/- 10	+/- 0.3	
3/13/2024 11:33 AM	00:00	6.77 pH	17.96 °C	707.95 µS/cm	0.64 mg/L	49.00 NTU	-8.8 mV	13.13 ft	200.00 ml/min
3/13/2024 11:38 AM	05:00	6.78 pH	17.85 °C	719.66 µS/cm	0.64 mg/L	43.60 NTU	-29.6 mV	13.13 ft	200.00 ml/min
3/13/2024 11:43 AM	10:00	6.79 pH	17.90 °C	731.11 µS/cm	0.53 mg/L	34.10 NTU	-34.2 mV	13.15 ft	200.00 ml/min
3/13/2024 11:48 AM	15:00	6.80 pH	18.03 °C	735.81 µS/cm	0.36 mg/L	18.60 NTU	-37.5 mV	13.15 ft	200.00 ml/min
3/13/2024 11:53 AM	20:00	6.80 pH	18.18 °C	735.57 µS/cm	0.10 mg/L	11.12 NTU	-15.8 mV	13.16 ft	200.00 ml/min
3/13/2024 11:58 AM	25:00	6.80 pH	18.18 °C	709.80 µS/cm	0.37 mg/L	8.26 NTU	-33.5 mV	13.16 ft	200.00 ml/min
3/13/2024 12:03 PM	30:00	6.79 pH	18.24 °C	727.73 µS/cm	0.14 mg/L	7.51 NTU	-37.5 mV	13.16 ft	200.00 ml/min
3/13/2024 12:08 PM	35:00	6.82 pH	18.48 °C	732.78 µS/cm	0.09 mg/L	5.53 NTU	-21.0 mV	13.16 ft	200.00 ml/min
3/13/2024 12:13 PM	40:00	6.84 pH	18.52 °C	739.98 µS/cm	0.07 mg/L	4.39 NTU	-22.6 mV	13.16 ft	200.00 ml/min

Samples

Sample ID:	Description:

HAM-PT-10	Grab.

CALIBRATION REPORTS

Site Name: Plant Hammond

Calibrated By: Zain Weff

Field Instrumentation Calibration Form

Date: 3-13-24

Field Conditions: Clear, 40°F

Instrument	Manufactuer/ Model	Serial Number
Water Quality Meter	Aquaprobe 400	283553
Turbidity Meter	LaMotte 2020e	1511-411

Calibration Standard Information				
Parameter	Standard	Lot #	Date of Expiration	Brand
Specific Conductance (µS/cm)	4,490	24005593	12/2024	AIR
pH (SU)	4.00	24005593	12/2024	AIR
pH (SU)	7.00	24004517	12/2024	AIR
pH (SU)	10.00	24000085	12/2024	AIR
D.O. (%)	N/A			
ORP (mV)	228.0	24006903	12/2024	AIR

Calibration					
Time Start 0719		Time Finish 0758			
Parameter	Standard	Calibration Value	Calibration Solution Temperature (°C)	Acceptance Criteria	Reference
Specific Conductance (µS/cm)	4,490	4490	18.01	± 10% of standard	EPA 2023
pH (SU)	4.00	4.00	18.08	± 0.1	GWMP
pH (SU)	7.00	7.00	18.52	± 0.1	GWMP
pH (SU)	10.00	10.00	18.88	± 0.1	GWMP
D.O. (%)	N/A	100%	18.45	± 10%	NA
ORP (mV)	228.0	228.0	19.12	± 10	EPA 2023

	Standard	Calibration Value	Acceptance Criteria	Reference
Turbidity (NTU)	0	0	± 10% of standard	EPA 2023
	1	1		
	10	10		
	—	—		

Calibration Check					
Time Start —		Time Finish —			
Parameter	Standard	Calibration Value	Calibration Solution Temperature (°C)	Acceptance Criteria	Reference
Specific Conductance (µS/cm)	4,490	—	—	± 10% of standard	EPA 2023
pH (SU)	4.00	—	—	± 0.1	GWMP
pH (SU)	7.00	—	—	± 0.1	GWMP
pH (SU)	10.00	—	—	± 0.1	GWMP

	Standard	Calibration Value	Acceptance Criteria	Reference
Turbidity (NTU)	—	—	± 10% of standard	EPA 2023
	—	—		
	—	—		
	—	—		

Notes:

Site Name: Plant Hammond

Calibrated By: Elisabeth Russell

Field Instrumentation Calibration Form

Date: 3/13/24

Field Conditions: ~~[illegible]~~ 60, clear

Instrument	Manufactuer/ Model	Serial Number
Water Quality Meter	In-Situ AquaTROLL 400	843593
Turbidity Meter	LaMotte 2020e	4139-2623

Calibration Standard Information				
Parameter	Standard	Lot #	Date of Expiration	Brand
Specific Conductance (µS/cm)	4,490	24005593	11/24	AIR
pH (SU)	4.00	24005593	11/24	AIR
pH (SU)	7.00	24005517	11/24	AIR
pH (SU)	10.00	24005185	11/24	AIR
D.O. (%)	N/A	—	—	—
ORP (mV)	228.0	24006903	12/24	AIR

Calibration					
Time Start 840		Time Finish 910			
Parameter	Standard	Calibration Value	Calibration Solution Temperature (°C)	Acceptance Criteria	Reference
Specific Conductance (µS/cm)	4,490	4490	16.8	± 10% of standard	EPA 2023
pH (SU)	4.00	4.0	16.25	± 0.1	GWMP
pH (SU)	7.00	7.0	17.00	± 0.1	GWMP
pH (SU)	10.00	10.0	17.32	± 0.1	GWMP
D.O. (%)	N/A	N/A	~~17.36~~ 17.18	± 10%	NA
ORP (mV)	228.0	228.0	17.36	± 10	EPA 2023

	Standard	Calibration Value	Acceptance Criteria	Reference
Turbidity (NTU)	0	0	± 10% of standard	EPA 2023
	1	1.0		
	10	10.4		
	—	—		

Calibration Check					
Time Start		Time Finish			
Parameter	Standard	Calibration Value	Calibration Solution Temperature (°C)	Acceptance Criteria	Reference
Specific Conductance (µS/cm)	4,490			± 10% of standard	EPA 2023
pH (SU)	4.00			± 0.1	GWMP
pH (SU)	7.00			± 0.1	GWMP
pH (SU)	10.00			± 0.1	GWMP

	Standard	Calibration Value	Acceptance Criteria	Reference
Turbidity (NTU)			± 10% of standard	EPA 2023

N/A

Notes:

May 2024

LABORATORY ANALYTICAL RESULTS

Pace Analytical Services, LLC
9800 Kincey Ave. Suite 100
Huntersville, NC 28078
(704)875-9092

May 10, 2024

Kristen Jurinko
Southern Company
241 Ralph McGill Blvd NE
Bin 10160
Atlanta, GA 30308

RE: Project: Hammond AP-1
Pace Project No.: 92728841

Dear Kristen Jurinko:

Enclosed are the analytical results for sample(s) received by the laboratory on May 03, 2024. The results relate only to the samples included in this report. Results reported herein conform to the applicable TNI/NELAC Standards and the laboratory's Quality Manual, where applicable, unless otherwise noted in the body of the report.

The test results provided in this final report were generated by each of the following laboratories within the Pace Network:

- Pace Analytical Services - Asheville
- Pace Analytical Services - Peachtree Corners, GA

If you have any questions concerning this report, please feel free to contact me.

Sincerely,

Tyriek Hooks for
Bonnie Vang
bonnie.vang@pacelabs.com
704-977-0968
Project Manager

Enclosures

cc: Kip Gray, Geosyntec
Christine Hug, Geosyntec Consultants, Inc.
Thomas Kessler, Geosyntec Consultants
Whitney Law, Geosyntec Consultants
Laura Midkiff, Southern Company
Caroline Nelson, Geosyntec Consultants, Inc
Anthony Szwast, Geosyntec Consultants

REPORT OF LABORATORY ANALYSIS

This report shall not be reproduced, except in full,
without the written consent of Pace Analytical Services, LLC.

Pace Analytical Services, LLC
9800 Kincey Ave. Suite 100
Huntersville, NC 28078
(704)875-9092

CERTIFICATIONS

Project:	Hammond AP-1
Pace Project No.:	92728841

Pace Analytical Services Asheville

2225 Riverside Drive, Asheville, NC 28804
Florida/NELAP Certification #: E87648
North Carolina Drinking Water Certification #: 37712
North Carolina Wastewater Certification #: 40
South Carolina Laboratory ID: 99030
South Carolina Certification #: 99030001
Virginia/VELAP Certification #: 460222

Pace Analytical Services Peachtree Corners

110 Technology Pkwy, Peachtree Corners, GA 30092
Florida DOH Certification #: E87315
Georgia DW Inorganics Certification #: 812
North Carolina Certification #: 381
South Carolina Certification #: 98011001
Virginia Certification #: 460204

This report shall not be reproduced, except in full,
without the written consent of Pace Analytical Services, LLC.

Pace Analytical Services, LLC
9800 Kincey Ave. Suite 100
Huntersville, NC 28078
(704)875-9092

SAMPLE SUMMARY

Project: Hammond AP-1
Pace Project No.: 92728841

Lab ID	Sample ID	Matrix	Date Collected	Date Received
92728841001	**HAM-INW-04**	Water	05/02/24 14:18	05/03/24 13:20
92728841002	**HAM-INW-05**	Water	05/02/24 09:55	05/03/24 13:20
92728841003	**HAM-PT-08**	Water	05/02/24 12:35	05/03/24 13:20
92728841004	**HAM-PT-14**	Water	05/02/24 12:06	05/03/24 13:20
92728841005	**HAM-PT-15**	Water	05/02/24 15:40	05/03/24 13:20
92728841006	**HAM-AP1-EB-01**	Water	05/02/24 15:20	05/03/24 13:20
92728841007	**HAM-AP1-FB-01**	Water	05/02/24 15:15	05/03/24 13:20
92728841008	**HAM-AP1-FD-01**	Water	05/02/24 00:00	05/03/24 13:20

This report shall not be reproduced, except in full,
without the written consent of Pace Analytical Services, LLC.

Pace Analytical Services, LLC
9800 Kincey Ave. Suite 100
Huntersville, NC 28078
(704)875-9092

SAMPLE ANALYTE COUNT

Project: Hammond AP-1
Pace Project No.: 92728841

Lab ID	Sample ID	Method	Analysts	Analytes Reported
92728841001	**HAM-INW-04**	EPA 6010D	AJM	6
		EPA 6020B	CW1	13
		EPA 7470A	VB	1
		SM 2320B-2011	YEG	3
		SM 2540C-2015	CMW1	1
		SM 4500-S2D-2011	JP1	1
		EPA 300.0 Rev 2.1 1993	CDC	3
92728841002	**HAM-INW-05**	EPA 6010D	AJM	6
		EPA 6020B	CW1	13
		EPA 7470A	VB	1
		SM 2320B-2011	YEG	3
		SM 2540C-2015	CMW1	1
		SM 4500-S2D-2011	JP1	1
		EPA 300.0 Rev 2.1 1993	CDC	3
92728841003	**HAM-PT-08**	EPA 6010D	AJM	6
		EPA 6020B	CW1	13
		EPA 7470A	VB	1
		SM 2320B-2011	YEG	3
		SM 2540C-2015	CMW1	1
		SM 4500-S2D-2011	JP1	1
		EPA 300.0 Rev 2.1 1993	CDC	3
92728841004	**HAM-PT-14**	EPA 6010D	AJM	6
		EPA 6020B	CW1	13
		EPA 7470A	VB	1
		SM 2320B-2011	YEG	3
		SM 2540C-2015	CMW1	1
		SM 4500-S2D-2011	JP1	1
		EPA 300.0 Rev 2.1 1993	CDC	3
92728841005	**HAM-PT-15**	EPA 6010D	AJM, DRB	6
		EPA 6020B	CW1	13
		EPA 7470A	VB	1
		SM 2320B-2011	YEG	3
		SM 2540C-2015	CMW1	1
		SM 4500-S2D-2011	JP1	1
		EPA 300.0 Rev 2.1 1993	CDC	3
92728841006	**HAM-AP1-EB-01**	EPA 6010D	AJM	6
		EPA 6020B	CW1	13

This report shall not be reproduced, except in full,
without the written consent of Pace Analytical Services, LLC.

Pace Analytical Services, LLC
9800 Kincey Ave. Suite 100
Huntersville, NC 28078
(704)875-9092

SAMPLE ANALYTE COUNT

Project: Hammond AP-1
Pace Project No.: 92728841

Lab ID	Sample ID	Method	Analysts	Analytes Reported
		EPA 7470A	VB	1
		SM 2320B-2011	YEG	3
		SM 2540C-2015	CMW1	1
		SM 4500-S2D-2011	JP1	1
		EPA 300.0 Rev 2.1 1993	CDC	3
92728841007	**HAM-AP1-FB-01**	EPA 6010D	AJM	6
		EPA 6020B	CW1	13
		EPA 7470A	VB	1
		SM 2320B-2011	YEG	3
		SM 2540C-2015	CMW1	1
		SM 4500-S2D-2011	JP1	1
		EPA 300.0 Rev 2.1 1993	CDC	3
92728841008	**HAM-AP1-FD-01**	EPA 6010D	AJM	6
		EPA 6020B	CW1	13
		EPA 7470A	VB	1
		SM 2320B-2011	YEG	3
		SM 2540C-2015	CMW1	1
		SM 4500-S2D-2011	JP1	1
		EPA 300.0 Rev 2.1 1993	CDC	3

PASI-A = Pace Analytical Services - Asheville
PASI-GA = Pace Analytical Services - Peachtree Corners, GA

This report shall not be reproduced, except in full,
without the written consent of Pace Analytical Services, LLC.

Pace Analytical Services, LLC
9800 Kincey Ave. Suite 100
Huntersville, NC 28078
(704)875-9092

SUMMARY OF DETECTION

Project: Hammond AP-1
Pace Project No.: 92728841

Lab Sample ID Method	Client Sample ID Parameters	Result	Units	Report Limit	Analyzed	Qualifiers
92728841001	**HAM-INW-04**					
EPA 6010D	Iron	10.3	mg/L	0.040	05/06/24 22:08	
EPA 6010D	Manganese	4.2	mg/L	0.040	05/06/24 22:08	
EPA 6010D	Potassium	5.4	mg/L	0.50	05/06/24 22:08	
EPA 6010D	Sodium	6.9	mg/L	1.0	05/06/24 22:08	
EPA 6010D	Calcium	110	mg/L	1.0	05/06/24 22:08	
EPA 6010D	Magnesium	13.5	mg/L	0.050	05/06/24 22:08	
EPA 6020B	Arsenic	0.21	mg/L	0.0050	05/06/24 14:29	
EPA 6020B	Barium	0.042	mg/L	0.0050	05/06/24 14:29	
EPA 6020B	Boron	0.61	mg/L	0.040	05/06/24 14:29	
EPA 6020B	Cobalt	0.029	mg/L	0.0050	05/06/24 14:29	
EPA 6020B	Lithium	0.048	mg/L	0.030	05/06/24 14:29	
EPA 6020B	Molybdenum	0.016	mg/L	0.010	05/06/24 14:29	
EPA 6020B	Selenium	0.0016J	mg/L	0.0050	05/06/24 14:29	B
EPA 6020B	Thallium	0.00048J	mg/L	0.0010	05/06/24 14:29	
SM 2320B-2011	Alkalinity,Bicarbonate (CaCO3)	128	mg/L	5.0	05/07/24 16:02	
SM 2320B-2011	Alkalinity, Total as CaCO3	128	mg/L	5.0	05/07/24 16:02	
SM 2540C-2015	Total Dissolved Solids	482	mg/L	25.0	05/07/24 15:51	
EPA 300.0 Rev 2.1 1993	Chloride	8.0	mg/L	1.0	05/07/24 13:54	
EPA 300.0 Rev 2.1 1993	Fluoride	0.47	mg/L	0.10	05/07/24 13:54	M1
EPA 300.0 Rev 2.1 1993	Sulfate	180	mg/L	4.0	05/08/24 00:06	M1
92728841002	**HAM-INW-05**					
EPA 6010D	Iron	17.3	mg/L	0.040	05/06/24 22:13	M1
EPA 6010D	Manganese	3.6	mg/L	0.040	05/06/24 22:13	
EPA 6010D	Potassium	5.2	mg/L	0.50	05/06/24 22:13	M1
EPA 6010D	Sodium	6.5	mg/L	1.0	05/06/24 22:13	M1
EPA 6010D	Calcium	108	mg/L	1.0	05/06/24 22:13	M1
EPA 6010D	Magnesium	12.6	mg/L	0.050	05/06/24 22:13	M1
EPA 6020B	Antimony	0.00098J	mg/L	0.0030	05/06/24 14:44	
EPA 6020B	Arsenic	0.24	mg/L	0.0050	05/06/24 14:44	
EPA 6020B	Barium	0.032	mg/L	0.0050	05/06/24 14:44	
EPA 6020B	Beryllium	0.000099J	mg/L	0.00050	05/06/24 14:44	
EPA 6020B	Boron	0.54	mg/L	0.040	05/06/24 14:44	
EPA 6020B	Cobalt	0.028	mg/L	0.0050	05/06/24 14:44	
EPA 6020B	Lithium	0.060	mg/L	0.030	05/06/24 14:44	
EPA 6020B	Molybdenum	0.0094J	mg/L	0.010	05/06/24 14:44	
EPA 6020B	Selenium	0.0015J	mg/L	0.0050	05/06/24 14:44	B
SM 2320B-2011	Alkalinity,Bicarbonate (CaCO3)	109	mg/L	5.0	05/07/24 16:12	
SM 2320B-2011	Alkalinity, Total as CaCO3	109	mg/L	5.0	05/07/24 16:12	
SM 2540C-2015	Total Dissolved Solids	526	mg/L	25.0	05/07/24 15:51	
EPA 300.0 Rev 2.1 1993	Chloride	6.0	mg/L	1.0	05/07/24 14:38	
EPA 300.0 Rev 2.1 1993	Fluoride	0.59	mg/L	0.10	05/07/24 14:38	
EPA 300.0 Rev 2.1 1993	Sulfate	206	mg/L	5.0	05/08/24 01:37	
92728841003	**HAM-PT-08**					
EPA 6010D	Iron	8.5	mg/L	0.040	05/06/24 22:32	
EPA 6010D	Manganese	3.9	mg/L	0.040	05/06/24 22:32	
EPA 6010D	Potassium	5.3	mg/L	0.50	05/06/24 22:32	

This report shall not be reproduced, except in full,
without the written consent of Pace Analytical Services, LLC.

Pace Analytical Services, LLC
9800 Kincey Ave. Suite 100
Huntersville, NC 28078
(704)875-9092

SUMMARY OF DETECTION

Project: Hammond AP-1
Pace Project No.: 92728841

Lab Sample ID Method	Client Sample ID Parameters	Result	Units	Report Limit	Analyzed	Qualifiers
92728841003	**HAM-PT-08**					
EPA 6010D	Sodium	7.2	mg/L	1.0	05/06/24 22:32	
EPA 6010D	Calcium	98.2	mg/L	1.0	05/06/24 22:32	
EPA 6010D	Magnesium	12.0	mg/L	0.050	05/06/24 22:32	
EPA 6020B	Arsenic	0.26	mg/L	0.0050	05/06/24 14:48	
EPA 6020B	Barium	0.045	mg/L	0.0050	05/06/24 14:48	
EPA 6020B	Boron	0.83	mg/L	0.040	05/06/24 14:48	
EPA 6020B	Cobalt	0.054	mg/L	0.0050	05/06/24 14:48	
EPA 6020B	Lithium	0.016J	mg/L	0.030	05/06/24 14:48	
EPA 6020B	Molybdenum	0.017	mg/L	0.010	05/06/24 14:48	
EPA 6020B	Selenium	0.0012J	mg/L	0.0050	05/06/24 14:48	B
SM 2320B-2011	Alkalinity,Bicarbonate (CaCO3)	108	mg/L	5.0	05/07/24 16:29	
SM 2320B-2011	Alkalinity, Total as CaCO3	108	mg/L	5.0	05/07/24 16:29	
SM 2540C-2015	Total Dissolved Solids	477	mg/L	25.0	05/07/24 15:58	
EPA 300.0 Rev 2.1 1993	Chloride	15.4	mg/L	1.0	05/07/24 14:53	
EPA 300.0 Rev 2.1 1993	Fluoride	0.36	mg/L	0.10	05/07/24 14:53	
EPA 300.0 Rev 2.1 1993	Sulfate	176	mg/L	4.0	05/08/24 01:51	
92728841004	**HAM-PT-14**					
EPA 6010D	Iron	13.7	mg/L	0.040	05/06/24 22:37	
EPA 6010D	Manganese	3.1	mg/L	0.040	05/06/24 22:37	
EPA 6010D	Potassium	5.4	mg/L	0.50	05/06/24 22:37	
EPA 6010D	Sodium	6.7	mg/L	1.0	05/06/24 22:37	
EPA 6010D	Calcium	101	mg/L	1.0	05/06/24 22:37	
EPA 6010D	Magnesium	12.7	mg/L	0.050	05/06/24 22:37	
EPA 6020B	Arsenic	0.22	mg/L	0.0050	05/06/24 14:51	
EPA 6020B	Barium	0.037	mg/L	0.0050	05/06/24 14:51	
EPA 6020B	Boron	0.51	mg/L	0.040	05/06/24 14:51	
EPA 6020B	Cobalt	0.021	mg/L	0.0050	05/06/24 14:51	
EPA 6020B	Lithium	0.055	mg/L	0.030	05/06/24 14:51	
EPA 6020B	Molybdenum	0.011	mg/L	0.010	05/06/24 14:51	
EPA 6020B	Selenium	0.0014J	mg/L	0.0050	05/06/24 14:51	B
SM 2320B-2011	Alkalinity,Bicarbonate (CaCO3)	121	mg/L	5.0	05/07/24 16:38	
SM 2320B-2011	Alkalinity, Total as CaCO3	121	mg/L	5.0	05/07/24 16:38	
SM 2540C-2015	Total Dissolved Solids	462	mg/L	25.0	05/07/24 15:58	
EPA 300.0 Rev 2.1 1993	Chloride	7.9	mg/L	1.0	05/07/24 15:08	
EPA 300.0 Rev 2.1 1993	Fluoride	0.43	mg/L	0.10	05/07/24 15:08	
EPA 300.0 Rev 2.1 1993	Sulfate	169	mg/L	4.0	05/08/24 02:06	
92728841005	**HAM-PT-15**					
EPA 6010D	Manganese	5.6	mg/L	0.040	05/07/24 15:31	
EPA 6010D	Iron	9.7	mg/L	0.040	05/06/24 22:41	
EPA 6010D	Potassium	5.2	mg/L	0.50	05/06/24 22:41	
EPA 6010D	Sodium	6.8	mg/L	1.0	05/06/24 22:41	
EPA 6010D	Calcium	141	mg/L	1.0	05/06/24 22:41	
EPA 6010D	Magnesium	15.6	mg/L	0.050	05/06/24 22:41	
EPA 6020B	Arsenic	0.41	mg/L	0.0050	05/06/24 14:55	
EPA 6020B	Barium	0.044	mg/L	0.0050	05/06/24 14:55	
EPA 6020B	Boron	0.75	mg/L	0.040	05/06/24 14:55	

This report shall not be reproduced, except in full,
without the written consent of Pace Analytical Services, LLC.

Pace Analytical Services, LLC
9800 Kincey Ave. Suite 100
Huntersville, NC 28078
(704)875-9092

SUMMARY OF DETECTION

Project: Hammond AP-1
Pace Project No.: 92728841

Lab Sample ID Method	Client Sample ID Parameters	Result	Units	Report Limit	Analyzed	Qualifiers
92728841005	**HAM-PT-15**					
EPA 6020B	Cobalt	0.052	mg/L	0.0050	05/06/24 14:55	
EPA 6020B	Lithium	0.051	mg/L	0.030	05/06/24 14:55	
EPA 6020B	Molybdenum	0.017	mg/L	0.010	05/06/24 14:55	
SM 2320B-2011	Alkalinity,Bicarbonate (CaCO3)	124	mg/L	5.0	05/07/24 16:47	
SM 2320B-2011	Alkalinity, Total as CaCO3	124	mg/L	5.0	05/07/24 16:47	
SM 2540C-2015	Total Dissolved Solids	638	mg/L	25.0	05/07/24 15:58	
EPA 300.0 Rev 2.1 1993	Chloride	11.8	mg/L	1.0	05/07/24 15:53	
EPA 300.0 Rev 2.1 1993	Fluoride	0.55	mg/L	0.10	05/07/24 15:53	
EPA 300.0 Rev 2.1 1993	Sulfate	278	mg/L	7.0	05/08/24 02:21	
92728841008	**HAM-AP1-FD-01**					
EPA 6010D	Iron	13.6	mg/L	0.040	05/06/24 23:05	
EPA 6010D	Manganese	3.1	mg/L	0.040	05/06/24 23:05	
EPA 6010D	Potassium	5.4	mg/L	0.50	05/06/24 23:05	
EPA 6010D	Sodium	6.7	mg/L	1.0	05/06/24 23:05	
EPA 6010D	Calcium	99.4	mg/L	1.0	05/06/24 23:05	
EPA 6010D	Magnesium	12.6	mg/L	0.050	05/06/24 23:05	
EPA 6020B	Arsenic	0.20	mg/L	0.0050	05/06/24 15:15	
EPA 6020B	Barium	0.036	mg/L	0.0050	05/06/24 15:15	
EPA 6020B	Boron	0.47	mg/L	0.040	05/06/24 15:15	
EPA 6020B	Cobalt	0.020	mg/L	0.0050	05/06/24 15:15	
EPA 6020B	Lithium	0.052	mg/L	0.030	05/06/24 15:15	
EPA 6020B	Molybdenum	0.010	mg/L	0.010	05/06/24 15:15	
SM 2320B-2011	Alkalinity,Bicarbonate (CaCO3)	122	mg/L	5.0	05/07/24 17:38	
SM 2320B-2011	Alkalinity, Total as CaCO3	122	mg/L	5.0	05/07/24 17:38	
SM 2540C-2015	Total Dissolved Solids	442	mg/L	25.0	05/07/24 15:59	
EPA 300.0 Rev 2.1 1993	Chloride	7.9	mg/L	1.0	05/07/24 16:08	
EPA 300.0 Rev 2.1 1993	Fluoride	0.42	mg/L	0.10	05/07/24 16:08	
EPA 300.0 Rev 2.1 1993	Sulfate	167	mg/L	4.0	05/08/24 02:35	

This report shall not be reproduced, except in full,
without the written consent of Pace Analytical Services, LLC.

Pace Analytical Services, LLC
9800 Kincey Ave. Suite 100
Huntersville, NC 28078
(704)875-9092

ANALYTICAL RESULTS

Project: Hammond AP-1
Pace Project No.: 92728841

Sample: HAM-INW-04 **Lab ID: 92728841001** Collected: 05/02/24 14:18 Received: 05/03/24 13:20 Matrix: Water

Parameters	Results	Units	Report Limit	MDL	DF	Prepared	Analyzed	CAS No.	Qual
6010D ATL ICP	Analytical Method: EPA 6010D Preparation Method: EPA 3010A Pace Analytical Services - Peachtree Corners, GA								
Iron	**10.3**	mg/L	0.040	0.025	1	05/04/24 10:00	05/06/24 22:08	7439-89-6	
Manganese	**4.2**	mg/L	0.040	0.011	1	05/04/24 10:00	05/06/24 22:08	7439-96-5	
Potassium	**5.4**	mg/L	0.50	0.15	1	05/04/24 10:00	05/06/24 22:08	7440-09-7	
Sodium	**6.9**	mg/L	1.0	0.58	1	05/04/24 10:00	05/06/24 22:08	7440-23-5	
Calcium	**110**	mg/L	1.0	0.12	1	05/04/24 10:00	05/06/24 22:08	7440-70-2	
Magnesium	**13.5**	mg/L	0.050	0.012	1	05/04/24 10:00	05/06/24 22:08	7439-95-4	
6020 MET ICPMS	Analytical Method: EPA 6020B Preparation Method: EPA 3005A Pace Analytical Services - Peachtree Corners, GA								
Antimony	ND	mg/L	0.0030	0.00054	1	05/04/24 09:50	05/06/24 14:29	7440-36-0	
Arsenic	**0.21**	mg/L	0.0050	0.00084	1	05/04/24 09:50	05/06/24 14:29	7440-38-2	
Barium	**0.042**	mg/L	0.0050	0.00047	1	05/04/24 09:50	05/06/24 14:29	7440-39-3	
Beryllium	ND	mg/L	0.00050	0.000094	1	05/04/24 09:50	05/06/24 14:29	7440-41-7	
Boron	**0.61**	mg/L	0.040	0.012	1	05/04/24 09:50	05/06/24 14:29	7440-42-8	
Cadmium	ND	mg/L	0.00050	0.00010	1	05/04/24 09:50	05/06/24 14:29	7440-43-9	
Chromium	ND	mg/L	0.0050	0.0019	1	05/04/24 09:50	05/06/24 14:29	7440-47-3	
Cobalt	**0.029**	mg/L	0.0050	0.00032	1	05/04/24 09:50	05/06/24 14:29	7440-48-4	
Lead	ND	mg/L	0.0010	0.00016	1	05/04/24 09:50	05/06/24 14:29	7439-92-1	
Lithium	**0.048**	mg/L	0.030	0.0016	1	05/04/24 09:50	05/06/24 14:29	7439-93-2	
Molybdenum	**0.016**	mg/L	0.010	0.00062	1	05/04/24 09:50	05/06/24 14:29	7439-98-7	
Selenium	**0.0016J**	mg/L	0.0050	0.00096	1	05/04/24 09:50	05/06/24 14:29	7782-49-2	B
Thallium	**0.00048J**	mg/L	0.0010	0.00038	1	05/04/24 09:50	05/06/24 14:29	7440-28-0	
7470 Mercury	Analytical Method: EPA 7470A Preparation Method: EPA 7470A Pace Analytical Services - Peachtree Corners, GA								
Mercury	ND	mg/L	0.00020	0.00013	1	05/06/24 12:30	05/06/24 16:54	7439-97-6	
2320B Alkalinity	Analytical Method: SM 2320B-2011 Pace Analytical Services - Asheville								
Alkalinity,Bicarbonate (CaCO3)	**128**	mg/L	5.0	5.0	1		05/07/24 16:02		
Alkalinity,Carbonate (CaCO3)	ND	mg/L	5.0	5.0	1		05/07/24 16:02		
Alkalinity, Total as CaCO3	**128**	mg/L	5.0	5.0	1		05/07/24 16:02		
2540C Total Dissolved Solids	Analytical Method: SM 2540C-2015 Pace Analytical Services - Asheville								
Total Dissolved Solids	**482**	mg/L	25.0	25.0	1		05/07/24 15:51		
4500S2D Sulfide Water	Analytical Method: SM 4500-S2D-2011 Pace Analytical Services - Asheville								
Sulfide	ND	mg/L	0.10	0.022	1		05/09/24 04:42	18496-25-8	
300.0 IC Anions 28 Days	Analytical Method: EPA 300.0 Rev 2.1 1993 Pace Analytical Services - Asheville								
Chloride	**8.0**	mg/L	1.0	0.60	1		05/07/24 13:54	16887-00-6	

REPORT OF LABORATORY ANALYSIS

This report shall not be reproduced, except in full,
without the written consent of Pace Analytical Services, LLC.

Pace Analytical Services, LLC
9800 Kincey Ave. Suite 100
Huntersville, NC 28078
(704)875-9092

ANALYTICAL RESULTS

Project: Hammond AP-1
Pace Project No.: 92728841

Sample: HAM-INW-04 **Lab ID: 92728841001** Collected: 05/02/24 14:18 Received: 05/03/24 13:20 Matrix: Water

Parameters	Results	Units	Report Limit	MDL	DF	Prepared	Analyzed	CAS No.	Qual
300.0 IC Anions 28 Days	Analytical Method: EPA 300.0 Rev 2.1 1993 Pace Analytical Services - Asheville								
Fluoride	**0.47**	mg/L	0.10	0.050	1		05/07/24 13:54	16984-48-8	M1
Sulfate	**180**	mg/L	4.0	2.0	4		05/08/24 00:06	14808-79-8	M1

This report shall not be reproduced, except in full,
without the written consent of Pace Analytical Services, LLC.

Pace Analytical Services, LLC
9800 Kincey Ave. Suite 100
Huntersville, NC 28078
(704)875-9092

ANALYTICAL RESULTS

Project: Hammond AP-1
Pace Project No.: 92728841

Sample: HAM-INW-05 **Lab ID: 92728841002** Collected: 05/02/24 09:55 Received: 05/03/24 13:20 Matrix: Water

Parameters	Results	Units	Report Limit	MDL	DF	Prepared	Analyzed	CAS No.	Qual
6010D ATL ICP	Analytical Method: EPA 6010D Preparation Method: EPA 3010A								
	Pace Analytical Services - Peachtree Corners, GA								
Iron	**17.3**	mg/L	0.040	0.025	1	05/04/24 10:00	05/06/24 22:13	7439-89-6	M1
Manganese	**3.6**	mg/L	0.040	0.011	1	05/04/24 10:00	05/06/24 22:13	7439-96-5	
Potassium	**5.2**	mg/L	0.50	0.15	1	05/04/24 10:00	05/06/24 22:13	7440-09-7	M1
Sodium	**6.5**	mg/L	1.0	0.58	1	05/04/24 10:00	05/06/24 22:13	7440-23-5	M1
Calcium	**108**	mg/L	1.0	0.12	1	05/04/24 10:00	05/06/24 22:13	7440-70-2	M1
Magnesium	**12.6**	mg/L	0.050	0.012	1	05/04/24 10:00	05/06/24 22:13	7439-95-4	M1
6020 MET ICPMS	Analytical Method: EPA 6020B Preparation Method: EPA 3005A								
	Pace Analytical Services - Peachtree Corners, GA								
Antimony	**0.00098J**	mg/L	0.0030	0.00054	1	05/04/24 09:50	05/06/24 14:44	7440-36-0	
Arsenic	**0.24**	mg/L	0.0050	0.00084	1	05/04/24 09:50	05/06/24 14:44	7440-38-2	
Barium	**0.032**	mg/L	0.0050	0.00047	1	05/04/24 09:50	05/06/24 14:44	7440-39-3	
Beryllium	**0.000099J**	mg/L	0.00050	0.000094	1	05/04/24 09:50	05/06/24 14:44	7440-41-7	
Boron	**0.54**	mg/L	0.040	0.012	1	05/04/24 09:50	05/06/24 14:44	7440-42-8	
Cadmium	ND	mg/L	0.00050	0.00010	1	05/04/24 09:50	05/06/24 14:44	7440-43-9	
Chromium	ND	mg/L	0.0050	0.0019	1	05/04/24 09:50	05/06/24 14:44	7440-47-3	
Cobalt	**0.028**	mg/L	0.0050	0.00032	1	05/04/24 09:50	05/06/24 14:44	7440-48-4	
Lead	ND	mg/L	0.0010	0.00016	1	05/04/24 09:50	05/06/24 14:44	7439-92-1	
Lithium	**0.060**	mg/L	0.030	0.0016	1	05/04/24 09:50	05/06/24 14:44	7439-93-2	
Molybdenum	**0.0094J**	mg/L	0.010	0.00062	1	05/04/24 09:50	05/06/24 14:44	7439-98-7	
Selenium	**0.0015J**	mg/L	0.0050	0.00096	1	05/04/24 09:50	05/06/24 14:44	7782-49-2	B
Thallium	ND	mg/L	0.0010	0.00038	1	05/04/24 09:50	05/06/24 14:44	7440-28-0	
7470 Mercury	Analytical Method: EPA 7470A Preparation Method: EPA 7470A								
	Pace Analytical Services - Peachtree Corners, GA								
Mercury	ND	mg/L	0.00020	0.00013	1	05/06/24 12:30	05/06/24 16:57	7439-97-6	
2320B Alkalinity	Analytical Method: SM 2320B-2011								
	Pace Analytical Services - Asheville								
Alkalinity,Bicarbonate (CaCO3)	**109**	mg/L	5.0	5.0	1		05/07/24 16:12		
Alkalinity,Carbonate (CaCO3)	ND	mg/L	5.0	5.0	1		05/07/24 16:12		
Alkalinity, Total as CaCO3	**109**	mg/L	5.0	5.0	1		05/07/24 16:12		
2540C Total Dissolved Solids	Analytical Method: SM 2540C-2015								
	Pace Analytical Services - Asheville								
Total Dissolved Solids	**526**	mg/L	25.0	25.0	1		05/07/24 15:51		
4500S2D Sulfide Water	Analytical Method: SM 4500-S2D-2011								
	Pace Analytical Services - Asheville								
Sulfide	ND	mg/L	0.10	0.022	1		05/09/24 04:42	18496-25-8	
300.0 IC Anions 28 Days	Analytical Method: EPA 300.0 Rev 2.1 1993								
	Pace Analytical Services - Asheville								
Chloride	**6.0**	mg/L	1.0	0.60	1		05/07/24 14:38	16887-00-6	

This report shall not be reproduced, except in full,
without the written consent of Pace Analytical Services, LLC.

Pace Analytical Services, LLC
9800 Kincey Ave. Suite 100
Huntersville, NC 28078
(704)875-9092

ANALYTICAL RESULTS

Project: Hammond AP-1
Pace Project No.: 92728841

Sample: HAM-INW-05 **Lab ID: 92728841002** Collected: 05/02/24 09:55 Received: 05/03/24 13:20 Matrix: Water

Parameters	Results	Units	Report Limit	MDL	DF	Prepared	Analyzed	CAS No.	Qual
300.0 IC Anions 28 Days	Analytical Method: EPA 300.0 Rev 2.1 1993 Pace Analytical Services - Asheville								
Fluoride	**0.59**	mg/L	0.10	0.050	1		05/07/24 14:38	16984-48-8	
Sulfate	**206**	mg/L	5.0	2.5	5		05/08/24 01:37	14808-79-8	

This report shall not be reproduced, except in full,
without the written consent of Pace Analytical Services, LLC.

Pace Analytical Services, LLC
9800 Kincey Ave. Suite 100
Huntersville, NC 28078
(704)875-9092

ANALYTICAL RESULTS

Project: Hammond AP-1
Pace Project No.: 92728841

Sample: HAM-PT-08 **Lab ID: 92728841003** Collected: 05/02/24 12:35 Received: 05/03/24 13:20 Matrix: Water

Parameters	Results	Units	Report Limit	MDL	DF	Prepared	Analyzed	CAS No.	Qual
6010D ATL ICP	Analytical Method: EPA 6010D Preparation Method: EPA 3010A Pace Analytical Services - Peachtree Corners, GA								
Iron	**8.5**	mg/L	0.040	0.025	1	05/04/24 10:00	05/06/24 22:32	7439-89-6	
Manganese	**3.9**	mg/L	0.040	0.011	1	05/04/24 10:00	05/06/24 22:32	7439-96-5	
Potassium	**5.3**	mg/L	0.50	0.15	1	05/04/24 10:00	05/06/24 22:32	7440-09-7	
Sodium	**7.2**	mg/L	1.0	0.58	1	05/04/24 10:00	05/06/24 22:32	7440-23-5	
Calcium	**98.2**	mg/L	1.0	0.12	1	05/04/24 10:00	05/06/24 22:32	7440-70-2	
Magnesium	**12.0**	mg/L	0.050	0.012	1	05/04/24 10:00	05/06/24 22:32	7439-95-4	
6020 MET ICPMS	Analytical Method: EPA 6020B Preparation Method: EPA 3005A Pace Analytical Services - Peachtree Corners, GA								
Antimony	ND	mg/L	0.0030	0.00054	1	05/04/24 09:50	05/06/24 14:48	7440-36-0	
Arsenic	**0.26**	mg/L	0.0050	0.00084	1	05/04/24 09:50	05/06/24 14:48	7440-38-2	
Barium	**0.045**	mg/L	0.0050	0.00047	1	05/04/24 09:50	05/06/24 14:48	7440-39-3	
Beryllium	ND	mg/L	0.00050	0.000094	1	05/04/24 09:50	05/06/24 14:48	7440-41-7	
Boron	**0.83**	mg/L	0.040	0.012	1	05/04/24 09:50	05/06/24 14:48	7440-42-8	
Cadmium	ND	mg/L	0.00050	0.00010	1	05/04/24 09:50	05/06/24 14:48	7440-43-9	
Chromium	ND	mg/L	0.0050	0.0019	1	05/04/24 09:50	05/06/24 14:48	7440-47-3	
Cobalt	**0.054**	mg/L	0.0050	0.00032	1	05/04/24 09:50	05/06/24 14:48	7440-48-4	
Lead	ND	mg/L	0.0010	0.00016	1	05/04/24 09:50	05/06/24 14:48	7439-92-1	
Lithium	**0.016J**	mg/L	0.030	0.0016	1	05/04/24 09:50	05/06/24 14:48	7439-93-2	
Molybdenum	**0.017**	mg/L	0.010	0.00062	1	05/04/24 09:50	05/06/24 14:48	7439-98-7	
Selenium	**0.0012J**	mg/L	0.0050	0.00096	1	05/04/24 09:50	05/06/24 14:48	7782-49-2	B
Thallium	ND	mg/L	0.0010	0.00038	1	05/04/24 09:50	05/06/24 14:48	7440-28-0	
7470 Mercury	Analytical Method: EPA 7470A Preparation Method: EPA 7470A Pace Analytical Services - Peachtree Corners, GA								
Mercury	ND	mg/L	0.00020	0.00013	1	05/06/24 12:30	05/06/24 16:59	7439-97-6	
2320B Alkalinity	Analytical Method: SM 2320B-2011 Pace Analytical Services - Asheville								
Alkalinity,Bicarbonate (CaCO3)	**108**	mg/L	5.0	5.0	1		05/07/24 16:29		
Alkalinity,Carbonate (CaCO3)	ND	mg/L	5.0	5.0	1		05/07/24 16:29		
Alkalinity, Total as CaCO3	**108**	mg/L	5.0	5.0	1		05/07/24 16:29		
2540C Total Dissolved Solids	Analytical Method: SM 2540C-2015 Pace Analytical Services - Asheville								
Total Dissolved Solids	**477**	mg/L	25.0	25.0	1		05/07/24 15:58		
4500S2D Sulfide Water	Analytical Method: SM 4500-S2D-2011 Pace Analytical Services - Asheville								
Sulfide	ND	mg/L	0.10	0.022	1		05/09/24 04:42	18496-25-8	
300.0 IC Anions 28 Days	Analytical Method: EPA 300.0 Rev 2.1 1993 Pace Analytical Services - Asheville								
Chloride	**15.4**	mg/L	1.0	0.60	1		05/07/24 14:53	16887-00-6	

This report shall not be reproduced, except in full,
without the written consent of Pace Analytical Services, LLC.

Pace Analytical Services, LLC
9800 Kincey Ave. Suite 100
Huntersville, NC 28078
(704)875-9092

ANALYTICAL RESULTS

Project: Hammond AP-1
Pace Project No.: 92728841

Sample: HAM-PT-08 **Lab ID: 92728841003** Collected: 05/02/24 12:35 Received: 05/03/24 13:20 Matrix: Water

Parameters	Results	Units	Report Limit	MDL	DF	Prepared	Analyzed	CAS No.	Qual
300.0 IC Anions 28 Days	Analytical Method: EPA 300.0 Rev 2.1 1993 Pace Analytical Services - Asheville								
Fluoride	**0.36**	mg/L	0.10	0.050	1		05/07/24 14:53	16984-48-8	
Sulfate	**176**	mg/L	4.0	2.0	4		05/08/24 01:51	14808-79-8	

This report shall not be reproduced, except in full,
without the written consent of Pace Analytical Services, LLC.

Pace Analytical Services, LLC
9800 Kincey Ave. Suite 100
Huntersville, NC 28078
(704)875-9092

ANALYTICAL RESULTS

Project: Hammond AP-1
Pace Project No.: 92728841

Sample: HAM-PT-14 **Lab ID: 92728841004** Collected: 05/02/24 12:06 Received: 05/03/24 13:20 Matrix: Water

Parameters	Results	Units	Report Limit	MDL	DF	Prepared	Analyzed	CAS No.	Qual
6010D ATL ICP	Analytical Method: EPA 6010D Preparation Method: EPA 3010A Pace Analytical Services - Peachtree Corners, GA								
Iron	**13.7**	mg/L	0.040	0.025	1	05/04/24 10:00	05/06/24 22:37	7439-89-6	
Manganese	**3.1**	mg/L	0.040	0.011	1	05/04/24 10:00	05/06/24 22:37	7439-96-5	
Potassium	**5.4**	mg/L	0.50	0.15	1	05/04/24 10:00	05/06/24 22:37	7440-09-7	
Sodium	**6.7**	mg/L	1.0	0.58	1	05/04/24 10:00	05/06/24 22:37	7440-23-5	
Calcium	**101**	mg/L	1.0	0.12	1	05/04/24 10:00	05/06/24 22:37	7440-70-2	
Magnesium	**12.7**	mg/L	0.050	0.012	1	05/04/24 10:00	05/06/24 22:37	7439-95-4	
6020 MET ICPMS	Analytical Method: EPA 6020B Preparation Method: EPA 3005A Pace Analytical Services - Peachtree Corners, GA								
Antimony	ND	mg/L	0.0030	0.00054	1	05/04/24 09:50	05/06/24 14:51	7440-36-0	
Arsenic	**0.22**	mg/L	0.0050	0.00084	1	05/04/24 09:50	05/06/24 14:51	7440-38-2	
Barium	**0.037**	mg/L	0.0050	0.00047	1	05/04/24 09:50	05/06/24 14:51	7440-39-3	
Beryllium	ND	mg/L	0.00050	0.000094	1	05/04/24 09:50	05/06/24 14:51	7440-41-7	
Boron	**0.51**	mg/L	0.040	0.012	1	05/04/24 09:50	05/06/24 14:51	7440-42-8	
Cadmium	ND	mg/L	0.00050	0.00010	1	05/04/24 09:50	05/06/24 14:51	7440-43-9	
Chromium	ND	mg/L	0.0050	0.0019	1	05/04/24 09:50	05/06/24 14:51	7440-47-3	
Cobalt	**0.021**	mg/L	0.0050	0.00032	1	05/04/24 09:50	05/06/24 14:51	7440-48-4	
Lead	ND	mg/L	0.0010	0.00016	1	05/04/24 09:50	05/06/24 14:51	7439-92-1	
Lithium	**0.055**	mg/L	0.030	0.0016	1	05/04/24 09:50	05/06/24 14:51	7439-93-2	
Molybdenum	**0.011**	mg/L	0.010	0.00062	1	05/04/24 09:50	05/06/24 14:51	7439-98-7	
Selenium	**0.0014J**	mg/L	0.0050	0.00096	1	05/04/24 09:50	05/06/24 14:51	7782-49-2	B
Thallium	ND	mg/L	0.0010	0.00038	1	05/04/24 09:50	05/06/24 14:51	7440-28-0	
7470 Mercury	Analytical Method: EPA 7470A Preparation Method: EPA 7470A Pace Analytical Services - Peachtree Corners, GA								
Mercury	ND	mg/L	0.00020	0.00013	1	05/06/24 12:30	05/06/24 17:15	7439-97-6	
2320B Alkalinity	Analytical Method: SM 2320B-2011 Pace Analytical Services - Asheville								
Alkalinity,Bicarbonate (CaCO3)	**121**	mg/L	5.0	5.0	1		05/07/24 16:38		
Alkalinity,Carbonate (CaCO3)	ND	mg/L	5.0	5.0	1		05/07/24 16:38		
Alkalinity, Total as CaCO3	**121**	mg/L	5.0	5.0	1		05/07/24 16:38		
2540C Total Dissolved Solids	Analytical Method: SM 2540C-2015 Pace Analytical Services - Asheville								
Total Dissolved Solids	**462**	mg/L	25.0	25.0	1		05/07/24 15:58		
4500S2D Sulfide Water	Analytical Method: SM 4500-S2D-2011 Pace Analytical Services - Asheville								
Sulfide	ND	mg/L	0.10	0.022	1		05/09/24 04:43	18496-25-8	
300.0 IC Anions 28 Days	Analytical Method: EPA 300.0 Rev 2.1 1993 Pace Analytical Services - Asheville								
Chloride	**7.9**	mg/L	1.0	0.60	1		05/07/24 15:08	16887-00-6	

This report shall not be reproduced, except in full,
without the written consent of Pace Analytical Services, LLC.

Pace Analytical Services, LLC
9800 Kincey Ave. Suite 100
Huntersville, NC 28078
(704)875-9092

ANALYTICAL RESULTS

Project: Hammond AP-1
Pace Project No.: 92728841

Sample: HAM-PT-14 **Lab ID: 92728841004** Collected: 05/02/24 12:06 Received: 05/03/24 13:20 Matrix: Water

Parameters	Results	Units	Report Limit	MDL	DF	Prepared	Analyzed	CAS No.	Qual
300.0 IC Anions 28 Days	Analytical Method: EPA 300.0 Rev 2.1 1993 Pace Analytical Services - Asheville								
Fluoride	**0.43**	mg/L	0.10	0.050	1		05/07/24 15:08	16984-48-8	
Sulfate	**169**	mg/L	4.0	2.0	4		05/08/24 02:06	14808-79-8	

This report shall not be reproduced, except in full,
without the written consent of Pace Analytical Services, LLC.

Pace Analytical Services, LLC
9800 Kincey Ave. Suite 100
Huntersville, NC 28078
(704)875-9092

ANALYTICAL RESULTS

Project: Hammond AP-1
Pace Project No.: 92728841

Sample: HAM-PT-15 **Lab ID: 92728841005** Collected: 05/02/24 15:40 Received: 05/03/24 13:20 Matrix: Water

Parameters	Results	Units	Report Limit	MDL	DF	Prepared	Analyzed	CAS No.	Qual
6010D ATL ICP	Analytical Method: EPA 6010D Preparation Method: EPA 3010A Pace Analytical Services - Peachtree Corners, GA								
Manganese	**5.6**	mg/L	0.040	0.011	1	05/04/24 10:00	05/07/24 15:31	7439-96-5	
Iron	**9.7**	mg/L	0.040	0.025	1	05/04/24 10:00	05/06/24 22:41	7439-89-6	
Potassium	**5.2**	mg/L	0.50	0.15	1	05/04/24 10:00	05/06/24 22:41	7440-09-7	
Sodium	**6.8**	mg/L	1.0	0.58	1	05/04/24 10:00	05/06/24 22:41	7440-23-5	
Calcium	**141**	mg/L	1.0	0.12	1	05/04/24 10:00	05/06/24 22:41	7440-70-2	
Magnesium	**15.6**	mg/L	0.050	0.012	1	05/04/24 10:00	05/06/24 22:41	7439-95-4	
6020 MET ICPMS	Analytical Method: EPA 6020B Preparation Method: EPA 3005A Pace Analytical Services - Peachtree Corners, GA								
Antimony	ND	mg/L	0.0030	0.00054	1	05/04/24 09:50	05/06/24 14:55	7440-36-0	
Arsenic	**0.41**	mg/L	0.0050	0.00084	1	05/04/24 09:50	05/06/24 14:55	7440-38-2	
Barium	**0.044**	mg/L	0.0050	0.00047	1	05/04/24 09:50	05/06/24 14:55	7440-39-3	
Beryllium	ND	mg/L	0.00050	0.000094	1	05/04/24 09:50	05/06/24 14:55	7440-41-7	
Boron	**0.75**	mg/L	0.040	0.012	1	05/04/24 09:50	05/06/24 14:55	7440-42-8	
Cadmium	ND	mg/L	0.00050	0.00010	1	05/04/24 09:50	05/06/24 14:55	7440-43-9	
Chromium	ND	mg/L	0.0050	0.0019	1	05/04/24 09:50	05/06/24 14:55	7440-47-3	
Cobalt	**0.052**	mg/L	0.0050	0.00032	1	05/04/24 09:50	05/06/24 14:55	7440-48-4	
Lead	ND	mg/L	0.0010	0.00016	1	05/04/24 09:50	05/06/24 14:55	7439-92-1	
Lithium	**0.051**	mg/L	0.030	0.0016	1	05/04/24 09:50	05/06/24 14:55	7439-93-2	
Molybdenum	**0.017**	mg/L	0.010	0.00062	1	05/04/24 09:50	05/06/24 14:55	7439-98-7	
Selenium	ND	mg/L	0.0050	0.00096	1	05/04/24 09:50	05/06/24 14:55	7782-49-2	
Thallium	ND	mg/L	0.0010	0.00038	1	05/04/24 09:50	05/06/24 14:55	7440-28-0	
7470 Mercury	Analytical Method: EPA 7470A Preparation Method: EPA 7470A Pace Analytical Services - Peachtree Corners, GA								
Mercury	ND	mg/L	0.00020	0.00013	1	05/06/24 12:30	05/06/24 17:18	7439-97-6	
2320B Alkalinity	Analytical Method: SM 2320B-2011 Pace Analytical Services - Asheville								
Alkalinity,Bicarbonate (CaCO3)	**124**	mg/L	5.0	5.0	1		05/07/24 16:47		
Alkalinity,Carbonate (CaCO3)	ND	mg/L	5.0	5.0	1		05/07/24 16:47		
Alkalinity, Total as CaCO3	**124**	mg/L	5.0	5.0	1		05/07/24 16:47		
2540C Total Dissolved Solids	Analytical Method: SM 2540C-2015 Pace Analytical Services - Asheville								
Total Dissolved Solids	**638**	mg/L	25.0	25.0	1		05/07/24 15:58		
4500S2D Sulfide Water	Analytical Method: SM 4500-S2D-2011 Pace Analytical Services - Asheville								
Sulfide	ND	mg/L	0.10	0.022	1		05/09/24 04:43	18496-25-8	
300.0 IC Anions 28 Days	Analytical Method: EPA 300.0 Rev 2.1 1993 Pace Analytical Services - Asheville								
Chloride	**11.8**	mg/L	1.0	0.60	1		05/07/24 15:53	16887-00-6	

This report shall not be reproduced, except in full,
without the written consent of Pace Analytical Services, LLC.

Pace Analytical Services, LLC
9800 Kincey Ave. Suite 100
Huntersville, NC 28078
(704)875-9092

ANALYTICAL RESULTS

Project: Hammond AP-1
Pace Project No.: 92728841

Sample: HAM-PT-15 **Lab ID: 92728841005** Collected: 05/02/24 15:40 Received: 05/03/24 13:20 Matrix: Water

Parameters	Results	Units	Report Limit	MDL	DF	Prepared	Analyzed	CAS No.	Qual
300.0 IC Anions 28 Days	Analytical Method: EPA 300.0 Rev 2.1 1993 Pace Analytical Services - Asheville								
Fluoride	**0.55**	mg/L	0.10	0.050	1		05/07/24 15:53	16984-48-8	
Sulfate	**278**	mg/L	7.0	3.5	7		05/08/24 02:21	14808-79-8	

This report shall not be reproduced, except in full,
without the written consent of Pace Analytical Services, LLC.

Pace Analytical Services, LLC
9800 Kincey Ave. Suite 100
Huntersville, NC 28078
(704)875-9092

ANALYTICAL RESULTS

Project: Hammond AP-1
Pace Project No.: 92728841

Sample: HAM-AP1-EB-01 **Lab ID: 92728841006** Collected: 05/02/24 15:20 Received: 05/03/24 13:20 Matrix: Water

Parameters	Results	Units	Report Limit	MDL	DF	Prepared	Analyzed	CAS No.	Qual
6010D ATL ICP	Analytical Method: EPA 6010D Preparation Method: EPA 3010A Pace Analytical Services - Peachtree Corners, GA								
Iron	ND	mg/L	0.040	0.025	1	05/04/24 10:00	05/06/24 22:56	7439-89-6	
Manganese	ND	mg/L	0.040	0.011	1	05/04/24 10:00	05/06/24 22:56	7439-96-5	
Potassium	ND	mg/L	0.50	0.15	1	05/04/24 10:00	05/06/24 22:56	7440-09-7	
Sodium	ND	mg/L	1.0	0.58	1	05/04/24 10:00	05/06/24 22:56	7440-23-5	
Calcium	ND	mg/L	1.0	0.12	1	05/04/24 10:00	05/06/24 22:56	7440-70-2	
Magnesium	ND	mg/L	0.050	0.012	1	05/04/24 10:00	05/06/24 22:56	7439-95-4	
6020 MET ICPMS	Analytical Method: EPA 6020B Preparation Method: EPA 3005A Pace Analytical Services - Peachtree Corners, GA								
Antimony	ND	mg/L	0.0030	0.00054	1	05/04/24 09:50	05/06/24 15:07	7440-36-0	
Arsenic	ND	mg/L	0.0050	0.00084	1	05/04/24 09:50	05/06/24 15:07	7440-38-2	
Barium	ND	mg/L	0.0050	0.00047	1	05/04/24 09:50	05/06/24 15:07	7440-39-3	
Beryllium	ND	mg/L	0.00050	0.000094	1	05/04/24 09:50	05/06/24 15:07	7440-41-7	
Boron	ND	mg/L	0.040	0.012	1	05/04/24 09:50	05/06/24 15:07	7440-42-8	
Cadmium	ND	mg/L	0.00050	0.00010	1	05/04/24 09:50	05/06/24 15:07	7440-43-9	
Chromium	ND	mg/L	0.0050	0.0019	1	05/04/24 09:50	05/06/24 15:07	7440-47-3	
Cobalt	ND	mg/L	0.0050	0.00032	1	05/04/24 09:50	05/06/24 15:07	7440-48-4	
Lead	ND	mg/L	0.0010	0.00016	1	05/04/24 09:50	05/06/24 15:07	7439-92-1	
Lithium	ND	mg/L	0.030	0.0016	1	05/04/24 09:50	05/06/24 15:07	7439-93-2	
Molybdenum	ND	mg/L	0.010	0.00062	1	05/04/24 09:50	05/06/24 15:07	7439-98-7	
Selenium	ND	mg/L	0.0050	0.00096	1	05/04/24 09:50	05/06/24 15:07	7782-49-2	
Thallium	ND	mg/L	0.0010	0.00038	1	05/04/24 09:50	05/06/24 15:07	7440-28-0	
7470 Mercury	Analytical Method: EPA 7470A Preparation Method: EPA 7470A Pace Analytical Services - Peachtree Corners, GA								
Mercury	ND	mg/L	0.00020	0.00013	1	05/06/24 12:30	05/06/24 17:20	7439-97-6	
2320B Alkalinity	Analytical Method: SM 2320B-2011 Pace Analytical Services - Asheville								
Alkalinity,Bicarbonate (CaCO3)	ND	mg/L	5.0	5.0	1		05/07/24 16:57		
Alkalinity,Carbonate (CaCO3)	ND	mg/L	5.0	5.0	1		05/07/24 16:57		
Alkalinity, Total as CaCO3	ND	mg/L	5.0	5.0	1		05/07/24 16:57		
2540C Total Dissolved Solids	Analytical Method: SM 2540C-2015 Pace Analytical Services - Asheville								
Total Dissolved Solids	ND	mg/L	25.0	25.0	1		05/07/24 15:59		
4500S2D Sulfide Water	Analytical Method: SM 4500-S2D-2011 Pace Analytical Services - Asheville								
Sulfide	ND	mg/L	0.10	0.022	1		05/09/24 04:43	18496-25-8	
300.0 IC Anions 28 Days	Analytical Method: EPA 300.0 Rev 2.1 1993 Pace Analytical Services - Asheville								
Chloride	ND	mg/L	1.0	0.60	1		05/07/24 13:24	16887-00-6	

This report shall not be reproduced, except in full,
without the written consent of Pace Analytical Services, LLC.

Pace Analytical Services, LLC
9800 Kincey Ave. Suite 100
Huntersville, NC 28078
(704)875-9092

ANALYTICAL RESULTS

Project: Hammond AP-1
Pace Project No.: 92728841

Sample: HAM-AP1-EB-01 **Lab ID: 92728841006** Collected: 05/02/24 15:20 Received: 05/03/24 13:20 Matrix: Water

Parameters	Results	Units	Report Limit	MDL	DF	Prepared	Analyzed	CAS No.	Qual
300.0 IC Anions 28 Days	Analytical Method: EPA 300.0 Rev 2.1 1993 Pace Analytical Services - Asheville								
Fluoride	ND	mg/L	0.10	0.050	1		05/07/24 13:24	16984-48-8	
Sulfate	ND	mg/L	1.0	0.50	1		05/07/24 13:24	14808-79-8	

This report shall not be reproduced, except in full,
without the written consent of Pace Analytical Services, LLC.

Pace Analytical Services, LLC
9800 Kincey Ave. Suite 100
Huntersville, NC 28078
(704)875-9092

ANALYTICAL RESULTS

Project: Hammond AP-1
Pace Project No.: 92728841

Sample: HAM-AP1-FB-01 **Lab ID: 92728841007** Collected: 05/02/24 15:15 Received: 05/03/24 13:20 Matrix: Water

Parameters	Results	Units	Report Limit	MDL	DF	Prepared	Analyzed	CAS No.	Qual
6010D ATL ICP	Analytical Method: EPA 6010D Preparation Method: EPA 3010A								
	Pace Analytical Services - Peachtree Corners, GA								
Iron	ND	mg/L	0.040	0.025	1	05/04/24 10:00	05/06/24 23:01	7439-89-6	
Manganese	ND	mg/L	0.040	0.011	1	05/04/24 10:00	05/06/24 23:01	7439-96-5	
Potassium	ND	mg/L	0.50	0.15	1	05/04/24 10:00	05/06/24 23:01	7440-09-7	
Sodium	ND	mg/L	1.0	0.58	1	05/04/24 10:00	05/06/24 23:01	7440-23-5	
Calcium	ND	mg/L	1.0	0.12	1	05/04/24 10:00	05/06/24 23:01	7440-70-2	
Magnesium	ND	mg/L	0.050	0.012	1	05/04/24 10:00	05/06/24 23:01	7439-95-4	
6020 MET ICPMS	Analytical Method: EPA 6020B Preparation Method: EPA 3005A								
	Pace Analytical Services - Peachtree Corners, GA								
Antimony	ND	mg/L	0.0030	0.00054	1	05/04/24 09:50	05/06/24 15:11	7440-36-0	
Arsenic	ND	mg/L	0.0050	0.00084	1	05/04/24 09:50	05/06/24 15:11	7440-38-2	
Barium	ND	mg/L	0.0050	0.00047	1	05/04/24 09:50	05/06/24 15:11	7440-39-3	
Beryllium	ND	mg/L	0.00050	0.000094	1	05/04/24 09:50	05/06/24 15:11	7440-41-7	
Boron	ND	mg/L	0.040	0.012	1	05/04/24 09:50	05/06/24 15:11	7440-42-8	
Cadmium	ND	mg/L	0.00050	0.00010	1	05/04/24 09:50	05/06/24 15:11	7440-43-9	
Chromium	ND	mg/L	0.0050	0.0019	1	05/04/24 09:50	05/06/24 15:11	7440-47-3	
Cobalt	ND	mg/L	0.0050	0.00032	1	05/04/24 09:50	05/06/24 15:11	7440-48-4	
Lead	ND	mg/L	0.0010	0.00016	1	05/04/24 09:50	05/06/24 15:11	7439-92-1	
Lithium	ND	mg/L	0.030	0.0016	1	05/04/24 09:50	05/06/24 15:11	7439-93-2	
Molybdenum	ND	mg/L	0.010	0.00062	1	05/04/24 09:50	05/06/24 15:11	7439-98-7	
Selenium	ND	mg/L	0.0050	0.00096	1	05/04/24 09:50	05/06/24 15:11	7782-49-2	
Thallium	ND	mg/L	0.0010	0.00038	1	05/04/24 09:50	05/06/24 15:11	7440-28-0	
7470 Mercury	Analytical Method: EPA 7470A Preparation Method: EPA 7470A								
	Pace Analytical Services - Peachtree Corners, GA								
Mercury	ND	mg/L	0.00020	0.00013	1	05/06/24 12:30	05/06/24 17:23	7439-97-6	
2320B Alkalinity	Analytical Method: SM 2320B-2011								
	Pace Analytical Services - Asheville								
Alkalinity,Bicarbonate (CaCO3)	ND	mg/L	5.0	5.0	1		05/07/24 17:00		
Alkalinity,Carbonate (CaCO3)	ND	mg/L	5.0	5.0	1		05/07/24 17:00		
Alkalinity, Total as CaCO3	ND	mg/L	5.0	5.0	1		05/07/24 17:00		
2540C Total Dissolved Solids	Analytical Method: SM 2540C-2015								
	Pace Analytical Services - Asheville								
Total Dissolved Solids	ND	mg/L	25.0	25.0	1		05/07/24 15:59		
4500S2D Sulfide Water	Analytical Method: SM 4500-S2D-2011								
	Pace Analytical Services - Asheville								
Sulfide	ND	mg/L	0.10	0.022	1		05/09/24 04:44	18496-25-8	
300.0 IC Anions 28 Days	Analytical Method: EPA 300.0 Rev 2.1 1993								
	Pace Analytical Services - Asheville								
Chloride	ND	mg/L	1.0	0.60	1		05/07/24 13:39	16887-00-6	

This report shall not be reproduced, except in full,
without the written consent of Pace Analytical Services, LLC.

Pace Analytical Services, LLC
9800 Kincey Ave. Suite 100
Huntersville, NC 28078
(704)875-9092

ANALYTICAL RESULTS

Project: Hammond AP-1
Pace Project No.: 92728841

Sample: HAM-AP1-FB-01 **Lab ID: 92728841007** Collected: 05/02/24 15:15 Received: 05/03/24 13:20 Matrix: Water

Parameters	Results	Units	Report Limit	MDL	DF	Prepared	Analyzed	CAS No.	Qual
300.0 IC Anions 28 Days	Analytical Method: EPA 300.0 Rev 2.1 1993 Pace Analytical Services - Asheville								
Fluoride	ND	mg/L	0.10	0.050	1		05/07/24 13:39	16984-48-8	
Sulfate	ND	mg/L	1.0	0.50	1		05/07/24 13:39	14808-79-8	

This report shall not be reproduced, except in full,
without the written consent of Pace Analytical Services, LLC.

Pace Analytical Services, LLC
9800 Kincey Ave. Suite 100
Huntersville, NC 28078
(704)875-9092

ANALYTICAL RESULTS

Project: Hammond AP-1
Pace Project No.: 92728841

Sample: HAM-AP1-FD-01 **Lab ID: 92728841008** Collected: 05/02/24 00:00 Received: 05/03/24 13:20 Matrix: Water

Parameters	Results	Units	Report Limit	MDL	DF	Prepared	Analyzed	CAS No.	Qual
6010D ATL ICP	Analytical Method: EPA 6010D Preparation Method: EPA 3010A Pace Analytical Services - Peachtree Corners, GA								
Iron	**13.6**	mg/L	0.040	0.025	1	05/04/24 10:00	05/06/24 23:05	7439-89-6	
Manganese	**3.1**	mg/L	0.040	0.011	1	05/04/24 10:00	05/06/24 23:05	7439-96-5	
Potassium	**5.4**	mg/L	0.50	0.15	1	05/04/24 10:00	05/06/24 23:05	7440-09-7	
Sodium	**6.7**	mg/L	1.0	0.58	1	05/04/24 10:00	05/06/24 23:05	7440-23-5	
Calcium	**99.4**	mg/L	1.0	0.12	1	05/04/24 10:00	05/06/24 23:05	7440-70-2	
Magnesium	**12.6**	mg/L	0.050	0.012	1	05/04/24 10:00	05/06/24 23:05	7439-95-4	
6020 MET ICPMS	Analytical Method: EPA 6020B Preparation Method: EPA 3005A Pace Analytical Services - Peachtree Corners, GA								
Antimony	ND	mg/L	0.0030	0.00054	1	05/04/24 09:50	05/06/24 15:15	7440-36-0	
Arsenic	**0.20**	mg/L	0.0050	0.00084	1	05/04/24 09:50	05/06/24 15:15	7440-38-2	
Barium	**0.036**	mg/L	0.0050	0.00047	1	05/04/24 09:50	05/06/24 15:15	7440-39-3	
Beryllium	ND	mg/L	0.00050	0.000094	1	05/04/24 09:50	05/06/24 15:15	7440-41-7	
Boron	**0.47**	mg/L	0.040	0.012	1	05/04/24 09:50	05/06/24 15:15	7440-42-8	
Cadmium	ND	mg/L	0.00050	0.00010	1	05/04/24 09:50	05/06/24 15:15	7440-43-9	
Chromium	ND	mg/L	0.0050	0.0019	1	05/04/24 09:50	05/06/24 15:15	7440-47-3	
Cobalt	**0.020**	mg/L	0.0050	0.00032	1	05/04/24 09:50	05/06/24 15:15	7440-48-4	
Lead	ND	mg/L	0.0010	0.00016	1	05/04/24 09:50	05/06/24 15:15	7439-92-1	
Lithium	**0.052**	mg/L	0.030	0.0016	1	05/04/24 09:50	05/06/24 15:15	7439-93-2	
Molybdenum	**0.010**	mg/L	0.010	0.00062	1	05/04/24 09:50	05/06/24 15:15	7439-98-7	
Selenium	ND	mg/L	0.0050	0.00096	1	05/04/24 09:50	05/06/24 15:15	7782-49-2	
Thallium	ND	mg/L	0.0010	0.00038	1	05/04/24 09:50	05/06/24 15:15	7440-28-0	
7470 Mercury	Analytical Method: EPA 7470A Preparation Method: EPA 7470A Pace Analytical Services - Peachtree Corners, GA								
Mercury	ND	mg/L	0.00020	0.00013	1	05/06/24 12:30	05/06/24 17:26	7439-97-6	
2320B Alkalinity	Analytical Method: SM 2320B-2011 Pace Analytical Services - Asheville								
Alkalinity,Bicarbonate (CaCO3)	**122**	mg/L	5.0	5.0	1		05/07/24 17:38		
Alkalinity,Carbonate (CaCO3)	ND	mg/L	5.0	5.0	1		05/07/24 17:38		
Alkalinity, Total as CaCO3	**122**	mg/L	5.0	5.0	1		05/07/24 17:38		
2540C Total Dissolved Solids	Analytical Method: SM 2540C-2015 Pace Analytical Services - Asheville								
Total Dissolved Solids	**442**	mg/L	25.0	25.0	1		05/07/24 15:59		
4500S2D Sulfide Water	Analytical Method: SM 4500-S2D-2011 Pace Analytical Services - Asheville								
Sulfide	ND	mg/L	0.10	0.022	1		05/09/24 04:45	18496-25-8	
300.0 IC Anions 28 Days	Analytical Method: EPA 300.0 Rev 2.1 1993 Pace Analytical Services - Asheville								
Chloride	**7.9**	mg/L	1.0	0.60	1		05/07/24 16:08	16887-00-6	

This report shall not be reproduced, except in full,
without the written consent of Pace Analytical Services, LLC.

Pace Analytical Services, LLC
9800 Kincey Ave. Suite 100
Huntersville, NC 28078
(704)875-9092

ANALYTICAL RESULTS

Project: Hammond AP-1
Pace Project No.: 92728841

Sample: HAM-AP1-FD-01 **Lab ID: 92728841008** Collected: 05/02/24 00:00 Received: 05/03/24 13:20 Matrix: Water

Parameters	Results	Units	Report Limit	MDL	DF	Prepared	Analyzed	CAS No.	Qual
300.0 IC Anions 28 Days	Analytical Method: EPA 300.0 Rev 2.1 1993 Pace Analytical Services - Asheville								
Fluoride	**0.42**	mg/L	0.10	0.050	1		05/07/24 16:08	16984-48-8	
Sulfate	**167**	mg/L	4.0	2.0	4		05/08/24 02:35	14808-79-8	

This report shall not be reproduced, except in full,
without the written consent of Pace Analytical Services, LLC.

Pace Analytical Services, LLC
9800 Kincey Ave. Suite 100
Huntersville, NC 28078
(704)875-9092

QUALITY CONTROL DATA

Project: Hammond AP-1
Pace Project No.: 92728841

QC Batch: 852144
QC Batch Method: EPA 3010A
Analysis Method: EPA 6010D
Analysis Description: 6010D ATL
Laboratory: Pace Analytical Services - Peachtree Corners, GA
Associated Lab Samples: 92728841001, 92728841002, 92728841003, 92728841004, 92728841005, 92728841006, 92728841007, 92728841008

METHOD BLANK: 4398182 Matrix: Water
Associated Lab Samples: 92728841001, 92728841002, 92728841003, 92728841004, 92728841005, 92728841006, 92728841007, 92728841008

Parameter	Units	Blank Result	Reporting Limit	MDL	Analyzed	Qualifiers
Calcium	mg/L	ND	1.0	0.12	05/06/24 21:58	
Iron	mg/L	ND	0.040	0.025	05/06/24 21:58	
Magnesium	mg/L	ND	0.050	0.012	05/06/24 21:58	
Manganese	mg/L	ND	0.040	0.011	05/06/24 21:58	
Potassium	mg/L	ND	0.50	0.15	05/06/24 21:58	
Sodium	mg/L	ND	1.0	0.58	05/06/24 21:58	

LABORATORY CONTROL SAMPLE: 4398183

Parameter	Units	Spike Conc.	LCS Result	LCS % Rec	% Rec Limits	Qualifiers
Calcium	mg/L	1	1.0	105	80-120	
Iron	mg/L	1	1.0	104	80-120	
Magnesium	mg/L	1	1.0	105	80-120	
Manganese	mg/L	1	1.0	103	80-120	
Potassium	mg/L	1	1.2	115	80-120	
Sodium	mg/L	1	1.1	114	80-120	

MATRIX SPIKE & MATRIX SPIKE DUPLICATE: 4398184 4398185

Parameter	Units	92728841002 Result	MS Spike Conc.	MSD Spike Conc.	MS Result	MSD Result	MS % Rec	MSD % Rec	% Rec Limits	RPD	Max RPD	Qual
Calcium	mg/L	108	1	1	118	115	975	695	75-125	2	20	M1
Iron	mg/L	17.3	1	1	19.5	19.1	217	174	75-125	2	20	M1
Magnesium	mg/L	12.6	1	1	14.5	14.2	189	162	75-125	2	20	M1
Manganese	mg/L	3.6	1	1	4.8	4.7	123	111	75-125	2	20	
Potassium	mg/L	5.2	1	1	6.7	6.6	152	138	75-125	2	20	M1
Sodium	mg/L	6.5	1	1	8.1	7.9	154	135	75-125	2	20	M1

Results presented on this page are in the units indicated by the "Units" column except where an alternate unit is presented to the right of the result.

This report shall not be reproduced, except in full,
without the written consent of Pace Analytical Services, LLC.

Pace Analytical Services, LLC
9800 Kincey Ave. Suite 100
Huntersville, NC 28078
(704)875-9092

QUALITY CONTROL DATA

Project: Hammond AP-1
Pace Project No.: 92728841

QC Batch: 852143
QC Batch Method: EPA 3005A
Analysis Method: EPA 6020B
Analysis Description: 6020 MET
Laboratory: Pace Analytical Services - Peachtree Corners, GA
Associated Lab Samples: 92728841001, 92728841002, 92728841003, 92728841004, 92728841005, 92728841006, 92728841007, 92728841008

METHOD BLANK: 4398178 Matrix: Water
Associated Lab Samples: 92728841001, 92728841002, 92728841003, 92728841004, 92728841005, 92728841006, 92728841007, 92728841008

Parameter	Units	Blank Result	Reporting Limit	MDL	Analyzed	Qualifiers
Antimony	mg/L	ND	0.0030	0.00054	05/06/24 14:22	
Arsenic	mg/L	0.0039J	0.0050	0.00084	05/06/24 14:22	
Barium	mg/L	ND	0.0050	0.00047	05/06/24 14:22	
Beryllium	mg/L	ND	0.00050	0.000094	05/06/24 14:22	
Boron	mg/L	ND	0.040	0.012	05/06/24 14:22	
Cadmium	mg/L	ND	0.00050	0.00010	05/06/24 14:22	
Chromium	mg/L	ND	0.0050	0.0019	05/06/24 14:22	
Cobalt	mg/L	ND	0.0050	0.00032	05/06/24 14:22	
Lead	mg/L	ND	0.0010	0.00016	05/06/24 14:22	
Lithium	mg/L	ND	0.030	0.0016	05/06/24 14:22	
Molybdenum	mg/L	ND	0.010	0.00062	05/06/24 14:22	
Selenium	mg/L	0.0021J	0.0050	0.00096	05/06/24 14:22	
Thallium	mg/L	ND	0.0010	0.00038	05/06/24 14:22	

LABORATORY CONTROL SAMPLE: 4398179

Parameter	Units	Spike Conc.	LCS Result	LCS % Rec	% Rec Limits	Qualifiers
Antimony	mg/L	0.1	0.097	97	80-120	
Arsenic	mg/L	0.1	0.10	102	80-120	
Barium	mg/L	0.1	0.093	93	80-120	
Beryllium	mg/L	0.1	0.099	99	80-120	
Boron	mg/L	1	1.0	100	80-120	
Cadmium	mg/L	0.1	0.094	94	80-120	
Chromium	mg/L	0.1	0.096	96	80-120	
Cobalt	mg/L	0.1	0.093	93	80-120	
Lead	mg/L	0.1	0.098	98	80-120	
Lithium	mg/L	0.1	0.10	102	80-120	
Molybdenum	mg/L	0.1	0.095	95	80-120	
Selenium	mg/L	0.1	0.10	101	80-120	
Thallium	mg/L	0.1	0.097	97	80-120	

MATRIX SPIKE & MATRIX SPIKE DUPLICATE: 4398180 4398181

Parameter	Units	92728841001 Result	MS Spike Conc.	MSD Spike Conc.	MS Result	MSD Result	MS % Rec	MSD % Rec	% Rec Limits	RPD	Max RPD	Qual
Antimony	mg/L	ND	0.1	0.1	0.10	0.10	102	101	75-125	1	20	

Results presented on this page are in the units indicated by the "Units" column except where an alternate unit is presented to the right of the result.

REPORT OF LABORATORY ANALYSIS

This report shall not be reproduced, except in full,
without the written consent of Pace Analytical Services, LLC.

Pace Analytical Services, LLC
9800 Kincey Ave. Suite 100
Huntersville, NC 28078
(704)875-9092

QUALITY CONTROL DATA

Project: Hammond AP-1
Pace Project No.: 92728841

MATRIX SPIKE & MATRIX SPIKE DUPLICATE: 4398180 4398181

Parameter	Units	92728841001 Result	MS Spike Conc.	MSD Spike Conc.	MS Result	MSD Result	MS % Rec	MSD % Rec	% Rec Limits	RPD	Max RPD	Qual
Arsenic	mg/L	0.21	0.1	0.1	0.31	0.32	93	104	75-125	3	20	
Barium	mg/L	0.042	0.1	0.1	0.14	0.13	94	92	75-125	1	20	
Beryllium	mg/L	ND	0.1	0.1	0.093	0.093	93	93	75-125	0	20	
Boron	mg/L	0.61	1	1	1.6	1.6	95	100	75-125	3	20	
Cadmium	mg/L	ND	0.1	0.1	0.094	0.095	94	95	75-125	1	20	
Chromium	mg/L	ND	0.1	0.1	0.092	0.094	92	94	75-125	2	20	
Cobalt	mg/L	0.029	0.1	0.1	0.12	0.12	90	91	75-125	1	20	
Lead	mg/L	ND	0.1	0.1	0.097	0.10	97	100	75-125	2	20	
Lithium	mg/L	0.048	0.1	0.1	0.14	0.14	97	96	75-125	0	20	
Molybdenum	mg/L	0.016	0.1	0.1	0.11	0.11	98	97	75-125	1	20	
Selenium	mg/L	0.0016J	0.1	0.1	0.10	0.10	99	102	75-125	3	20	
Thallium	mg/L	0.00048J	0.1	0.1	0.098	0.098	97	98	75-125	1	20	

Results presented on this page are in the units indicated by the "Units" column except where an alternate unit is presented to the right of the result.

This report shall not be reproduced, except in full,
without the written consent of Pace Analytical Services, LLC.

Pace Analytical Services, LLC
9800 Kincey Ave. Suite 100
Huntersville, NC 28078
(704)875-9092

QUALITY CONTROL DATA

Project: Hammond AP-1
Pace Project No.: 92728841

QC Batch: 852339
QC Batch Method: EPA 7470A
Analysis Method: EPA 7470A
Analysis Description: 7470 Mercury
Laboratory: Pace Analytical Services - Peachtree Corners, GA
Associated Lab Samples: 92728841001, 92728841002, 92728841003, 92728841004, 92728841005, 92728841006, 92728841007, 92728841008

METHOD BLANK: 4398727
Matrix: Water
Associated Lab Samples: 92728841001, 92728841002, 92728841003, 92728841004, 92728841005, 92728841006, 92728841007, 92728841008

Parameter	Units	Blank Result	Reporting Limit	MDL	Analyzed	Qualifiers
Mercury	mg/L	ND	0.00020	0.00013	05/06/24 16:49	

LABORATORY CONTROL SAMPLE: 4398728

Parameter	Units	Spike Conc.	LCS Result	LCS % Rec	% Rec Limits	Qualifiers
Mercury	mg/L	0.0025	0.0025	101	80-120	

MATRIX SPIKE & MATRIX SPIKE DUPLICATE: 4398729 4398730

Parameter	Units	92728841003 Result	MS Spike Conc.	MSD Spike Conc.	MS Result	MSD Result	MS % Rec	MSD % Rec	% Rec Limits	RPD	Max RPD	Qual
Mercury	mg/L	ND	0.0025	0.0025	0.0024	0.0024	97	97	75-125	0	20	

Results presented on this page are in the units indicated by the "Units" column except where an alternate unit is presented to the right of the result.

This report shall not be reproduced, except in full,
without the written consent of Pace Analytical Services, LLC.

Pace Analytical Services, LLC
9800 Kincey Ave. Suite 100
Huntersville, NC 28078
(704)875-9092

QUALITY CONTROL DATA

Project: Hammond AP-1
Pace Project No.: 92728841

QC Batch: 852662
QC Batch Method: SM 2320B-2011
Analysis Method: SM 2320B-2011
Analysis Description: 2320B Alkalinity
Laboratory: Pace Analytical Services - Asheville
Associated Lab Samples: 92728841001, 92728841002, 92728841003, 92728841004, 92728841005, 92728841006, 92728841007

METHOD BLANK: 4400154 Matrix: Water
Associated Lab Samples: 92728841001, 92728841002, 92728841003, 92728841004, 92728841005, 92728841006, 92728841007

Parameter	Units	Blank Result	Reporting Limit	MDL	Analyzed	Qualifiers
Alkalinity, Total as CaCO3	mg/L	ND	5.0	5.0	05/07/24 14:10	
Alkalinity,Bicarbonate (CaCO3)	mg/L	ND	5.0	5.0	05/07/24 14:10	
Alkalinity,Carbonate (CaCO3)	mg/L	ND	5.0	5.0	05/07/24 14:10	

LABORATORY CONTROL SAMPLE: 4400155

Parameter	Units	Spike Conc.	LCS Result	LCS % Rec	% Rec Limits	Qualifiers
Alkalinity, Total as CaCO3	mg/L	50	51.8	104	80-120	

LABORATORY CONTROL SAMPLE: 4400156

Parameter	Units	Spike Conc.	LCS Result	LCS % Rec	% Rec Limits	Qualifiers
Alkalinity, Total as CaCO3	mg/L	50	52.3	105	80-120	

MATRIX SPIKE & MATRIX SPIKE DUPLICATE: 4400157 4400158

Parameter	Units	92727753001 Result	MS Spike Conc.	MSD Spike Conc.	MS Result	MSD Result	MS % Rec	MSD % Rec	% Rec Limits	RPD	Max RPD	Qual
Alkalinity, Total as CaCO3	mg/L	7.4	50	50	58.7	58.5	103	102	80-120	0	25	

MATRIX SPIKE & MATRIX SPIKE DUPLICATE: 4400159 4400160

Parameter	Units	92727753002 Result	MS Spike Conc.	MSD Spike Conc.	MS Result	MSD Result	MS % Rec	MSD % Rec	% Rec Limits	RPD	Max RPD	Qual
Alkalinity, Total as CaCO3	mg/L	ND	50	50	52.8	52.6	103	103	80-120	0	25	

Results presented on this page are in the units indicated by the "Units" column except where an alternate unit is presented to the right of the result.

This report shall not be reproduced, except in full,
without the written consent of Pace Analytical Services, LLC.

Pace Analytical Services, LLC
9800 Kincey Ave. Suite 100
Huntersville, NC 28078
(704)875-9092

QUALITY CONTROL DATA

Project: Hammond AP-1
Pace Project No.: 92728841

QC Batch: 852668
QC Batch Method: SM 2320B-2011
Analysis Method: SM 2320B-2011
Analysis Description: 2320B Alkalinity
Laboratory: Pace Analytical Services - Asheville
Associated Lab Samples: 92728841008

METHOD BLANK: 4400185 Matrix: Water
Associated Lab Samples: 92728841008

Parameter	Units	Blank Result	Reporting Limit	MDL	Analyzed	Qualifiers
Alkalinity, Total as CaCO3	mg/L	ND	5.0	5.0	05/07/24 17:22	
Alkalinity,Bicarbonate (CaCO3)	mg/L	ND	5.0	5.0	05/07/24 17:22	
Alkalinity,Carbonate (CaCO3)	mg/L	ND	5.0	5.0	05/07/24 17:22	

LABORATORY CONTROL SAMPLE: 4400186

Parameter	Units	Spike Conc.	LCS Result	LCS % Rec	% Rec Limits	Qualifiers
Alkalinity, Total as CaCO3	mg/L	50	50.4	101	80-120	

LABORATORY CONTROL SAMPLE: 4400187

Parameter	Units	Spike Conc.	LCS Result	LCS % Rec	% Rec Limits	Qualifiers
Alkalinity, Total as CaCO3	mg/L	50	51.3	103	80-120	

MATRIX SPIKE & MATRIX SPIKE DUPLICATE: 4400188 4400189

Parameter	Units	92727828002 Result	MS Spike Conc.	MSD Spike Conc.	MS Result	MSD Result	MS % Rec	MSD % Rec	% Rec Limits	RPD	Max RPD	Qual
Alkalinity, Total as CaCO3	mg/L	270	50	50	318	305	96	71	80-120	4	25	M1

MATRIX SPIKE & MATRIX SPIKE DUPLICATE: 4400190 4400191

Parameter	Units	92727828003 Result	MS Spike Conc.	MSD Spike Conc.	MS Result	MSD Result	MS % Rec	MSD % Rec	% Rec Limits	RPD	Max RPD	Qual
Alkalinity, Total as CaCO3	mg/L	284	50	50	335	326	103	84	80-120	3	25	

Results presented on this page are in the units indicated by the "Units" column except where an alternate unit is presented to the right of the result.

This report shall not be reproduced, except in full,
without the written consent of Pace Analytical Services, LLC.

Pace Analytical Services, LLC
9800 Kincey Ave. Suite 100
Huntersville, NC 28078
(704)875-9092

QUALITY CONTROL DATA

Project: Hammond AP-1
Pace Project No.: 92728841

QC Batch: 852725
QC Batch Method: SM 2540C-2015
Analysis Method: SM 2540C-2015
Analysis Description: 2540C Total Dissolved Solids
Laboratory: Pace Analytical Services - Asheville
Associated Lab Samples: 92728841001, 92728841002

METHOD BLANK: 4400519
Matrix: Water
Associated Lab Samples: 92728841001, 92728841002

Parameter	Units	Blank Result	Reporting Limit	MDL	Analyzed	Qualifiers
Total Dissolved Solids	mg/L	ND	25.0	25.0	05/07/24 15:47	

LABORATORY CONTROL SAMPLE: 4400520

Parameter	Units	Spike Conc.	LCS Result	LCS % Rec	% Rec Limits	Qualifiers
Total Dissolved Solids	mg/L	250	254	102	90-110	

SAMPLE DUPLICATE: 4400521

Parameter	Units	92728666001 Result	Dup Result	RPD	Max RPD	Qualifiers
Total Dissolved Solids	mg/L	84.0	89.0	6	25	

SAMPLE DUPLICATE: 4400522

Parameter	Units	92728671010 Result	Dup Result	RPD	Max RPD	Qualifiers
Total Dissolved Solids	mg/L	109	107	2	25	

Results presented on this page are in the units indicated by the "Units" column except where an alternate unit is presented to the right of the result.

This report shall not be reproduced, except in full,
without the written consent of Pace Analytical Services, LLC.

Pace Analytical Services, LLC
9800 Kincey Ave. Suite 100
Huntersville, NC 28078
(704)875-9092

QUALITY CONTROL DATA

Project: Hammond AP-1
Pace Project No.: 92728841

QC Batch: 852726
QC Batch Method: SM 2540C-2015
Analysis Method: SM 2540C-2015
Analysis Description: 2540C Total Dissolved Solids
Laboratory: Pace Analytical Services - Asheville
Associated Lab Samples: 92728841003, 92728841004, 92728841005, 92728841006, 92728841007, 92728841008

METHOD BLANK: 4400526
Matrix: Water
Associated Lab Samples: 92728841003, 92728841004, 92728841005, 92728841006, 92728841007, 92728841008

Parameter	Units	Blank Result	Reporting Limit	MDL	Analyzed	Qualifiers
Total Dissolved Solids	mg/L	ND	25.0	25.0	05/07/24 15:58	

LABORATORY CONTROL SAMPLE: 4400527

Parameter	Units	Spike Conc.	LCS Result	LCS % Rec	% Rec Limits	Qualifiers
Total Dissolved Solids	mg/L	250	256	102	90-110	

SAMPLE DUPLICATE: 4400528

Parameter	Units	92728841003 Result	Dup Result	RPD	Max RPD	Qualifiers
Total Dissolved Solids	mg/L	477	460	4	25	

SAMPLE DUPLICATE: 4400529

Parameter	Units	92728786001 Result	Dup Result	RPD	Max RPD	Qualifiers
Total Dissolved Solids	mg/L	1370	1360	0	25	

Results presented on this page are in the units indicated by the "Units" column except where an alternate unit is presented to the right of the result.

This report shall not be reproduced, except in full,
without the written consent of Pace Analytical Services, LLC.

Pace Analytical Services, LLC
9800 Kincey Ave. Suite 100
Huntersville, NC 28078
(704)875-9092

QUALITY CONTROL DATA

Project: Hammond AP-1
Pace Project No.: 92728841

QC Batch: 853221
QC Batch Method: SM 4500-S2D-2011
Analysis Method: SM 4500-S2D-2011
Analysis Description: 4500S2D Sulfide Water
Laboratory: Pace Analytical Services - Asheville
Associated Lab Samples: 92728841001, 92728841002, 92728841003, 92728841004, 92728841005, 92728841006, 92728841007, 92728841008

METHOD BLANK: 4403056 Matrix: Water
Associated Lab Samples: 92728841001, 92728841002, 92728841003, 92728841004, 92728841005, 92728841006, 92728841007, 92728841008

Parameter	Units	Blank Result	Reporting Limit	MDL	Analyzed	Qualifiers
Sulfide	mg/L	ND	0.10	0.022	05/09/24 04:40	

LABORATORY CONTROL SAMPLE: 4403057

Parameter	Units	Spike Conc.	LCS Result	LCS % Rec	% Rec Limits	Qualifiers
Sulfide	mg/L	0.5	0.54	109	80-120	

MATRIX SPIKE & MATRIX SPIKE DUPLICATE: 4403058 4403059

Parameter	Units	92728841007 Result	MS Spike Conc.	MSD Spike Conc.	MS Result	MSD Result	MS % Rec	MSD % Rec	% Rec Limits	RPD	Max RPD	Qual
Sulfide	mg/L	ND	0.5	0.5	0.55	0.56	109	113	80-120	3	10	

MATRIX SPIKE & MATRIX SPIKE DUPLICATE: 4403060 4403061

Parameter	Units	92728860002 Result	MS Spike Conc.	MSD Spike Conc.	MS Result	MSD Result	MS % Rec	MSD % Rec	% Rec Limits	RPD	Max RPD	Qual
Sulfide	mg/L	ND	0.5	0.5	0.46	0.52	92	104	80-120	12	10	R1

Results presented on this page are in the units indicated by the "Units" column except where an alternate unit is presented to the right of the result.

REPORT OF LABORATORY ANALYSIS

This report shall not be reproduced, except in full,
without the written consent of Pace Analytical Services, LLC.

Pace Analytical Services, LLC
9800 Kincey Ave. Suite 100
Huntersville, NC 28078
(704)875-9092

QUALITY CONTROL DATA

Project: Hammond AP-1
Pace Project No.: 92728841

QC Batch: 852564
QC Batch Method: EPA 300.0 Rev 2.1 1993
Analysis Method: EPA 300.0 Rev 2.1 1993
Analysis Description: 300.0 IC Anions
Laboratory: Pace Analytical Services - Asheville
Associated Lab Samples: 92728841001, 92728841002, 92728841003, 92728841004, 92728841005, 92728841006, 92728841007, 92728841008

METHOD BLANK: 4399708 Matrix: Water
Associated Lab Samples: 92728841001, 92728841002, 92728841003, 92728841004, 92728841005, 92728841006, 92728841007, 92728841008

Parameter	Units	Blank Result	Reporting Limit	MDL	Analyzed	Qualifiers
Chloride	mg/L	ND	1.0	0.60	05/07/24 12:54	
Fluoride	mg/L	ND	0.10	0.050	05/07/24 12:54	
Sulfate	mg/L	ND	1.0	0.50	05/07/24 12:54	

LABORATORY CONTROL SAMPLE: 4399709

Parameter	Units	Spike Conc.	LCS Result	LCS % Rec	% Rec Limits	Qualifiers
Chloride	mg/L	50	48.7	97	90-110	
Fluoride	mg/L	2.5	2.5	101	90-110	
Sulfate	mg/L	50	47.6	95	90-110	

MATRIX SPIKE & MATRIX SPIKE DUPLICATE: 4399710 4399711

Parameter	Units	92728841001 Result	MS Spike Conc.	MSD Spike Conc.	MS Result	MSD Result	MS % Rec	MSD % Rec	% Rec Limits	RPD	Max RPD	Qual
Chloride	mg/L	8.0	50	50	58.4	58.9	101	102	90-110	1	10	
Fluoride	mg/L	0.47	2.5	2.5	4.1	4.1	146	145	90-110	0	10	M1
Sulfate	mg/L	180	50	50	231	223	101	86	90-110	3	10	M1

MATRIX SPIKE & MATRIX SPIKE DUPLICATE: 4399712 4399713

Parameter	Units	92728877001 Result	MS Spike Conc.	MSD Spike Conc.	MS Result	MSD Result	MS % Rec	MSD % Rec	% Rec Limits	RPD	Max RPD	Qual
Chloride	mg/L	1.5	50	50	58.2	53.1	113	103	90-110	9	10	M1
Fluoride	mg/L	0.47	2.5	2.5	4.1	3.7	145	129	90-110	10	10	M1
Sulfate	mg/L	37.7	50	50	84.1	86.7	93	98	90-110	3	10	

Results presented on this page are in the units indicated by the "Units" column except where an alternate unit is presented to the right of the result.

REPORT OF LABORATORY ANALYSIS

This report shall not be reproduced, except in full,
without the written consent of Pace Analytical Services, LLC.

Pace Analytical Services, LLC
9800 Kincey Ave. Suite 100
Huntersville, NC 28078
(704)875-9092

QUALIFIERS

Project: Hammond AP-1
Pace Project No.: 92728841

DEFINITIONS

DF - Dilution Factor, if reported, represents the factor applied to the reported data due to dilution of the sample aliquot.

ND - Not Detected at or above adjusted reporting limit.

TNTC - Too Numerous To Count

J - Estimated concentration above the adjusted method detection limit and below the adjusted reporting limit.

MDL - Adjusted Method Detection Limit.

PQL - Practical Quantitation Limit.

RL - Reporting Limit - The lowest concentration value that meets project requirements for quantitative data with known precision and bias for a specific analyte in a specific matrix.

S - Surrogate

1,2-Diphenylhydrazine decomposes to and cannot be separated from Azobenzene using Method 8270. The result for each analyte is a combined concentration.

Consistent with EPA guidelines, unrounded data are displayed and have been used to calculate % recovery and RPD values.

LCS(D) - Laboratory Control Sample (Duplicate)

MS(D) - Matrix Spike (Duplicate)

DUP - Sample Duplicate

RPD - Relative Percent Difference

NC - Not Calculable.

SG - Silica Gel - Clean-Up

U - Indicates the compound was analyzed for, but not detected.

Acid preservation may not be appropriate for 2 Chloroethylvinyl ether.

A separate vial preserved to a pH of 4-5 is recommended in SW846 Chapter 4 for the analysis of Acrolein and Acrylonitrile by EPA Method 8260.

N-Nitrosodiphenylamine decomposes and cannot be separated from Diphenylamine using Method 8270. The result reported for each analyte is a combined concentration.

Reported results are not rounded until the final step prior to reporting. Therefore, calculated parameters that are typically reported as "Total" may vary slightly from the sum of the reported component parameters.

Pace Analytical is TNI accredited. Contact your Pace PM for the current list of accredited analytes.

TNI - The NELAC Institute.

ANALYTE QUALIFIERS

B	Analyte was detected in the associated method blank.
M1	Matrix spike recovery exceeded QC limits. Batch accepted based on laboratory control sample (LCS) recovery.
R1	RPD value was outside control limits.

This report shall not be reproduced, except in full,
without the written consent of Pace Analytical Services, LLC.

Pace Analytical Services, LLC
9800 Kincey Ave. Suite 100
Huntersville, NC 28078
(704)875-9092

QUALITY CONTROL DATA CROSS REFERENCE TABLE

Project: Hammond AP-1
Pace Project No.: 92728841

Lab ID	Sample ID	QC Batch Method	QC Batch	Analytical Method	Analytical Batch
92728841001	**HAM-INW-04**	EPA 3010A	852144	EPA 6010D	852161
92728841002	**HAM-INW-05**	EPA 3010A	852144	EPA 6010D	852161
92728841003	**HAM-PT-08**	EPA 3010A	852144	EPA 6010D	852161
92728841004	**HAM-PT-14**	EPA 3010A	852144	EPA 6010D	852161
92728841005	**HAM-PT-15**	EPA 3010A	852144	EPA 6010D	852161
92728841006	**HAM-AP1-EB-01**	EPA 3010A	852144	EPA 6010D	852161
92728841007	**HAM-AP1-FB-01**	EPA 3010A	852144	EPA 6010D	852161
92728841008	**HAM-AP1-FD-01**	EPA 3010A	852144	EPA 6010D	852161
92728841001	**HAM-INW-04**	EPA 3005A	852143	EPA 6020B	852177
92728841002	**HAM-INW-05**	EPA 3005A	852143	EPA 6020B	852177
92728841003	**HAM-PT-08**	EPA 3005A	852143	EPA 6020B	852177
92728841004	**HAM-PT-14**	EPA 3005A	852143	EPA 6020B	852177
92728841005	**HAM-PT-15**	EPA 3005A	852143	EPA 6020B	852177
92728841006	**HAM-AP1-EB-01**	EPA 3005A	852143	EPA 6020B	852177
92728841007	**HAM-AP1-FB-01**	EPA 3005A	852143	EPA 6020B	852177
92728841008	**HAM-AP1-FD-01**	EPA 3005A	852143	EPA 6020B	852177
92728841001	**HAM-INW-04**	EPA 7470A	852339	EPA 7470A	852477
92728841002	**HAM-INW-05**	EPA 7470A	852339	EPA 7470A	852477
92728841003	**HAM-PT-08**	EPA 7470A	852339	EPA 7470A	852477
92728841004	**HAM-PT-14**	EPA 7470A	852339	EPA 7470A	852477
92728841005	**HAM-PT-15**	EPA 7470A	852339	EPA 7470A	852477
92728841006	**HAM-AP1-EB-01**	EPA 7470A	852339	EPA 7470A	852477
92728841007	**HAM-AP1-FB-01**	EPA 7470A	852339	EPA 7470A	852477
92728841008	**HAM-AP1-FD-01**	EPA 7470A	852339	EPA 7470A	852477
92728841001	**HAM-INW-04**	SM 2320B-2011	852662		
92728841002	**HAM-INW-05**	SM 2320B-2011	852662		
92728841003	**HAM-PT-08**	SM 2320B-2011	852662		
92728841004	**HAM-PT-14**	SM 2320B-2011	852662		
92728841005	**HAM-PT-15**	SM 2320B-2011	852662		
92728841006	**HAM-AP1-EB-01**	SM 2320B-2011	852662		
92728841007	**HAM-AP1-FB-01**	SM 2320B-2011	852662		
92728841008	**HAM-AP1-FD-01**	SM 2320B-2011	852668		
92728841001	**HAM-INW-04**	SM 2540C-2015	852725		
92728841002	**HAM-INW-05**	SM 2540C-2015	852725		
92728841003	**HAM-PT-08**	SM 2540C-2015	852726		
92728841004	**HAM-PT-14**	SM 2540C-2015	852726		
92728841005	**HAM-PT-15**	SM 2540C-2015	852726		
92728841006	**HAM-AP1-EB-01**	SM 2540C-2015	852726		
92728841007	**HAM-AP1-FB-01**	SM 2540C-2015	852726		
92728841008	**HAM-AP1-FD-01**	SM 2540C-2015	852726		
92728841001	**HAM-INW-04**	SM 4500-S2D-2011	853221		
92728841002	**HAM-INW-05**	SM 4500-S2D-2011	853221		
92728841003	**HAM-PT-08**	SM 4500-S2D-2011	853221		
92728841004	**HAM-PT-14**	SM 4500-S2D-2011	853221		
92728841005	**HAM-PT-15**	SM 4500-S2D-2011	853221		

This report shall not be reproduced, except in full,
without the written consent of Pace Analytical Services, LLC.

Pace Analytical Services, LLC
9800 Kincey Ave. Suite 100
Huntersville, NC 28078
(704)875-9092

QUALITY CONTROL DATA CROSS REFERENCE TABLE

Project: Hammond AP-1
Pace Project No.: 92728841

Lab ID	Sample ID	QC Batch Method	QC Batch	Analytical Method	Analytical Batch
92728841006	**HAM-AP1-EB-01**	SM 4500-S2D-2011	853221		
92728841007	**HAM-AP1-FB-01**	SM 4500-S2D-2011	853221		
92728841008	**HAM-AP1-FD-01**	SM 4500-S2D-2011	853221		
92728841001	**HAM-INW-04**	EPA 300.0 Rev 2.1 1993	852564		
92728841002	**HAM-INW-05**	EPA 300.0 Rev 2.1 1993	852564		
92728841003	**HAM-PT-08**	EPA 300.0 Rev 2.1 1993	852564		
92728841004	**HAM-PT-14**	EPA 300.0 Rev 2.1 1993	852564		
92728841005	**HAM-PT-15**	EPA 300.0 Rev 2.1 1993	852564		
92728841006	**HAM-AP1-EB-01**	EPA 300.0 Rev 2.1 1993	852564		
92728841007	**HAM-AP1-FB-01**	EPA 300.0 Rev 2.1 1993	852564		
92728841008	**HAM-AP1-FD-01**	EPA 300.0 Rev 2.1 1993	852564		

This report shall not be reproduced, except in full,
without the written consent of Pace Analytical Services, LLC.

Pace

DC#_Title: ENV-FRM-HUN1-0083 v03_Sample Condition Upon Receipt

Effective Date: 12/01/2023

Laboratory receiving samples:
Asheville ☐ Eden ☐ Greenwood ☐ Huntersville ☐ Raleigh ☐ Mechanicsville ☐ Atlanta ☑ Kernersville ☐

Sample Condition Upon Receipt

Client Name: Ga Power

Project

WO# : 92728841

92728841

Courier: ☐ Commercial ☐ Fed Ex ☐ UPS ☐ USPS ☐ Client ☑ Pace ☐ Other:____

Custody Seal Present? ☑ Yes ☐ No Seals Intact? ☑ Yes ☐ No ☐ N/A

Date/Initials Person Examining Contents: 5/3/24 SCL

Packing Material: ☑ Bubble Wrap ☐ Bubble Bags ☐ None ☐ Other

Biological Tissue Frozen? ☐ Yes ☐ No ☑ N/A

Thermometer: ☑ TR Gun ID: 230

Type of Ice: ☑ Wet ☐ Blue ☐ None

Cooler Temp: 2.3

Correction Factor: Add/Subtract (°C) 6.0

Temp should be above freezing to 6°C
☐ Samples out of temp criteria. Samples on ice, cooling process has begun

Cooler Temp Corrected (°C): 2.3

USDA Regulated Soil (☐ N/A, water sample)
Did samples originate in a quarantine zone within the United States: CA, NY, or SC (check maps)? ☐ Yes ☐ No

Did samples originate from a foreign source (internationally, including Hawaii and Puerto Rico)? ☐ Yes ☐ No

				Comments/Discrepancy:
Chain of Custody Present?	☑ Yes	☐ No	☐ N/A	1.
Samples Arrived within Hold Time?	☑ Yes	☐ No	☐ N/A	2.
Short Hold Time Analysis (<72 hr.)?	☐ Yes	☑ No	☐ N/A	3.
Rush Turn Around Time Requested?	☐ Yes	☑ No	☐ N/A	4.
Sufficient Volume?	☑ Yes	☐ No	☐ N/A	5.
Correct Containers Used?	☑ Yes	☐ No	☐ N/A	6.
-Pace Containers Used?	☑ Yes	☐ No	☐ N/A	
Containers Intact?	☑ Yes	☐ No	☐ N/A	7.
Dissolved analysis: Samples Field Filtered?	☐ Yes	☐ No	☑ N/A	8.
Sample Labels Match COC?	☐ Yes	☑ No	☐ N/A	9.
-Includes Date/Time/ID/Analysis Matrix: W				
Headspace in VOA Vials (>5-6mm)?	☐ Yes	☑ No	☑ N/A	10.
Trip Blank Present?	☐ Yes	☐ No	☑ N/A	11.
Trip Blank Custody Seals Present?	☐ Yes	☐ No	☑ N/A	

5/3/24 SCL

COMMENTS/SAMPLE DISCREPANCY

Field Data Required? ☐ Yes ☐ No

Client crossed out 2 sampletimes but still proceed to send them. Also HAM-API-FD-01 is not present but HAM-API-FD-02 is.

Lot ID of split containers:

CLIENT NOTIFICATION/RESOLUTION

Person contacted: _____ Date/Time: _____

Project Manager SCURF Review: _____ Date: _____

Project Manager SRF Review: _____ Date: _____

Qualtrax ID: 69614

DC#_Title: ENV-FRM-HUN1-0083 v03_Sample Condition Upon Receipt

Effective Date: 12/01/2023

WO#: 92728841

Project #

PM: BV Due Date: 05/10/24

CLIENT: 92- GP-HAM

*Check mark top half of box if pH and/or dechlorination is verified and within the acceptance range for preservation samples.

Exceptions: VOA, Coliform, TOC, Oil and Grease, DRO/8015 (water) DOC, LLHg

**Bottom half of box is to list number of bottles

***Check all unpreserved Nitrates for chlorine

Item#	BP4U-125 mL Plastic Unpreserved (N/A) (Cl-)	BP3U-250 mL Plastic Unpreserved (N/A)	BP2U-500 mL Plastic Unpreserved (N/A)	BP1U-1 liter Plastic Unpreserved (N/A)	BP4S-125 mL Plastic H2SO4 (pH < 2) (Cl-)	BP3N-250 mL plastic HNO3 (pH < 2)	BP4Z-125 mL Plastic ZN Acetate & NaOH (>9)	BP4B-125 mL Plastic NaOH (pH > 12) (Cl-)	WGFU-Wide-mouthed Glass jar Unpreserved	AG1U-1 liter Amber Unpreserved (N/A) (Cl-)	AG1H-1 liter Amber HCl (pH < 2)	AG3U-250 mL Amber Unpreserved (N/A) (Cl-)	AG1S-1 liter Amber H2SO4 (pH < 2)	AG3S-250 mL Amber H2SO4 (pH < 2)	DG94-40 mL Amber NH4Cl (N/A)(Cl-)	DG9H-40 mL VOA HCl (N/A)	VG9T-40 mL VOA Na2S2O3 (N/A)	VG9U-40 mL VOA Unpreserved (N/A)	DG9V-40 mL VOA H3PO4 (N/A)	KP7U-50 mL Plastic Unpreserved (N/A)	V/GK (3 vials per kit)-VPH/Gas kit (N/A)	SP5T-125 mL Sterile Plastic (N/A – lab)	SP2T-250 mL Sterile Plastic (N/A – lab)		BP3R-250 mL Plastic (NH2)2SO4 (9.3-9.7)	AG0U-100 mL Amber Unpreserved (N/A) (Cl-)	VSGU-20 mL Scintillation vials (N/A)	DG9U-40 mL Amber Unpreserved vials (N/A)
1		2																										
2		2																										
3		2																										
4		2																										
5		2																										
6		2																										
7		2																										
8		2																										
9		2																										
10		2																										
11																												
12																												

pH Adjustment Log for Preserved Samples

Sample ID	Type of Preservative	pH upon receipt	Date preservation adjusted	Time preservation adjusted	Amount of Preservative added	Lot #

Note: Whenever there is a discrepancy affecting North Carolina compliance samples, a copy of this form will be sent to the North Carolina DENR Certification Office (i.e. Out of hold, incorrect preservative, out of temp, incorrect containers.

ualtrax ID: 69614

Pace Analytical

CHAIN-OF-CUSTODY / Analytical Request Document

The Chain-of-Custody is a LEGAL DOCUMENT. All relevant fields must be completed accurately.

Section A Required Client Information:

Company:	GA Power
Address:	Atlanta, GA
Email To:	SCS Contacts
Phone:	Fax:
Requested Due Date/TAT:	5 day

Section B Required Project Information:

Report To:	SCS Contacts
Copy To:	Geosyntec Contacts
Purchase Order No.:	GPC82474-C001
Project Name:	Hammond AP-1
Project Number:	

Section C Invoice Information:

Attention:	Southern Co.
Company Name:	
Address:	
Pace Quote Reference:	
Pace Project Manager:	Bonnie Vang
Pace Profile #:	10839

REGULATORY AGENCY

☐ NPDES ☐ GROUND WATER ☐ DRINKING WATER
☐ UST ☐ RCRA ☑ OTHER CCR

Site Location STATE: GA

Section D Required Client Information

Valid Matrix Codes

MATRIX	CODE
DRINKING WATER	DW
WATER	WT
WASTE WATER	WW
PRODUCT	P
SOIL/SOLID	SL
OIL	OL
WIPE	WP
AIR	AR
OTHER	OT
TISSUE	TS

SAMPLE ID (A-Z, 0-9 / ,-) Sample IDs MUST BE UNIQUE

Requested Analysis Filtered (Y/N)

ITEM #	SAMPLE ID	MATRIX CODE (see valid codes to left)	SAMPLE TYPE (G=GRAB C=COMP)	COLLECTED COMPOSITE DATE	COLLECTED COMPOSITE TIME	COLLECTED COMPOSITE DATE	COLLECTED COMPOSITE TIME	SAMPLE TEMP AT COLLECTION	# OF CONTAINERS	Unpreserved	H_2SO_4	HNO_3	HCl	NaOH	$Na_2S_2O_3$	Methanol	Other	Analysis Test Y/N	Chloride, Fluoride, Sulfate	Full App. III and IV metals	Major Ions (Profile 10839-2)	TDS	Residual Chlorine (Y/N)	Pace Project No./ Lab I.D.
										Preservatives									N	N	N	N		
1	HAM-INW-04	WG	G	5/2/2024	1416			21	5	3		1					1		X	X	X	X	N	
2	HAM-INW-05	WG	G	5/2/2024	0955			18	5	3		1					1		X	X	X	X	N	
3	~~HAM-PT-07~~	~~WG~~	~~G~~	~~5/1/2024~~	~~1745~~	ER	5/2/2024	~~20~~	~~5~~	~~3~~		~~1~~					~~1~~		~~X~~	~~X~~	~~X~~	~~X~~	~~N~~	
4	HAM-PT-08	WG	G	5/2/2024	1235			22	5	3		1					1		X	X	X	X	N	
5	~~HAM-PT-13~~	~~WG~~	~~G~~	~~5/1/2024~~	~~1737~~			~~19~~	~~5~~	~~3~~		~~1~~					~~1~~		~~X~~	~~X~~	~~X~~	~~X~~	~~N~~	
6	HAM-PT-14	WG	G	5/2/2024	1205			19	5	3		1					1		X	X	X	X	N	
7	HAM-PT-15	WG	G	5/2/2024	1540			22	5	3		1					1		X	X	X	X	N	
8	HAM-AP1-EB-01	WQ	G	5/2/2024	1520			20	5	3		1					1		X	X	X	X	N	
9	HAM-AP1-FB-01	WQ	G	5/2/2024	1515			20	5	3		1					1		X	X	X	X	N	
10	HAM-AP1-FD-01	WG	G	5/2/2024	0000			20	5	3		1					1		X	X	X	X	N	
11																								
12						ER	5/2/2024																	

ADDITIONAL COMMENTS	RELINQUISHED BY / AFFILIATION	DATE	TIME	ACCEPTED BY / AFFILIATION	DATE	TIME	SAMPLE CONDITIONS
Task Code: HAM-CCR-CA-20240502	[signature] / Geosyntec	5/2/2024	1900	[signature] / Geosyntec	5/2/2024	1900	
	Anthony Grant / Geosyntec	5/3/2024	1320	Ryan Williams / Pace	5/3/2024	1320	
	Ryan Williams / Pace	5/3/2024	1450	[signature]	5/3	1456	

SAMPLER NAME AND SIGNATURE

PRINT Name of SAMPLER: Elisabeth Russell, Zain Webb / Geosyntec Consultants, Inc.

SIGNATURE of SAMPLER: [signature] DATE Signed (MM/DD/YY): 05/02/2024

Temp in °C | Received on Ice (Y/N) | Custody Sealed Cooler (Y/N) | Samples Intact (Y/N)

*Important Note: By signing this form you are accepting Pace's NET 30 day payment terms and agreeing to late charges of 1.5% per month for any invoices not paid within 30 days.

F-ALL-Q-020rev.07, 15-Feb-2007

Pace Analytical Services, LLC
9800 Kincey Ave. Suite 100
Huntersville, NC 28078
(704)875-9092

May 20, 2024

Kristen Jurinko
Southern Company
241 Ralph McGill Blvd NE
Bin 10160
Atlanta, GA 30308

RE: Project: Hammond AP-1
Pace Project No.: 92730250

Dear Kristen Jurinko:

Enclosed are the analytical results for sample(s) received by the laboratory on May 10, 2024. The results relate only to the samples included in this report. Results reported herein conform to the applicable TNI/NELAC Standards and the laboratory's Quality Manual, where applicable, unless otherwise noted in the body of the report.

The test results provided in this final report were generated by each of the following laboratories within the Pace Network:

- Pace Analytical Services - Asheville
- Pace Analytical Services - Peachtree Corners, GA

If you have any questions concerning this report, please feel free to contact me.

Sincerely,

Bonnie Vang

Bonnie Vang
bonnie.vang@pacelabs.com
704-977-0968
Project Manager

Enclosures

cc: Kip Gray, Geosyntec
Christine Hug, Geosyntec Consultants, Inc.
Thomas Kessler, Geosyntec Consultants
Whitney Law, Geosyntec Consultants
Laura Midkiff, Southern Company
Caroline Nelson, Geosyntec Consultants, Inc
Anthony Szwast, Geosyntec Consultants

This report shall not be reproduced, except in full,
without the written consent of Pace Analytical Services, LLC.

Pace Analytical Services, LLC
9800 Kincey Ave. Suite 100
Huntersville, NC 28078
(704)875-9092

CERTIFICATIONS

Project:	Hammond AP-1
Pace Project No.:	92730250

Pace Analytical Services Asheville

2225 Riverside Drive, Asheville, NC 28804
Florida/NELAP Certification #: E87648
North Carolina Drinking Water Certification #: 37712
North Carolina Wastewater Certification #: 40
South Carolina Laboratory ID: 99030
South Carolina Certification #: 99030001
Virginia/VELAP Certification #: 460222

Pace Analytical Services Peachtree Corners

110 Technology Pkwy, Peachtree Corners, GA 30092
Florida DOH Certification #: E87315
Georgia DW Inorganics Certification #: 812
North Carolina Certification #: 381
South Carolina Certification #: 98011001
Virginia Certification #: 460204

This report shall not be reproduced, except in full,
without the written consent of Pace Analytical Services, LLC.

Pace Analytical Services, LLC
9800 Kincey Ave. Suite 100
Huntersville, NC 28078
(704)875-9092

SAMPLE SUMMARY

Project: Hammond AP-1
Pace Project No.: 92730250

Lab ID	Sample ID	Matrix	Date Collected	Date Received
92730250001	**HAM-PT-07**	Water	05/09/24 14:58	05/10/24 13:40
92730250002	**HAM-PT-13**	Water	05/09/24 16:45	05/10/24 13:40

This report shall not be reproduced, except in full,
without the written consent of Pace Analytical Services, LLC.

Pace Analytical Services, LLC
9800 Kincey Ave. Suite 100
Huntersville, NC 28078
(704)875-9092

SAMPLE ANALYTE COUNT

Project: Hammond AP-1
Pace Project No.: 92730250

Lab ID	Sample ID	Method	Analysts	Analytes Reported
92730250001	**HAM-PT-07**	EPA 6010D	DRB	6
		EPA 6020B	MT1	13
		EPA 7470A	VB	1
		SM 2540C-2015	DL1	1
		SM 2320B-2011	SMS	3
		SM 4500-S2D-2011	JP1	1
		EPA 300.0 Rev 2.1 1993	JCM	3
92730250002	**HAM-PT-13**	EPA 6010D	DRB	6
		EPA 6020B	MT1	13
		EPA 7470A	VB	1
		SM 2540C-2015	DL1	1
		SM 2320B-2011	SMS	3
		SM 4500-S2D-2011	JP1	1
		EPA 300.0 Rev 2.1 1993	JCM	3

PASI-A = Pace Analytical Services - Asheville
PASI-GA = Pace Analytical Services - Peachtree Corners, GA

This report shall not be reproduced, except in full,
without the written consent of Pace Analytical Services, LLC.

Pace Analytical Services, LLC
9800 Kincey Ave. Suite 100
Huntersville, NC 28078
(704)875-9092

SUMMARY OF DETECTION

Project: Hammond AP-1
Pace Project No.: 92730250

Lab Sample ID Method	Client Sample ID Parameters	Result	Units	Report Limit	Analyzed	Qualifiers
92730250001	**HAM-PT-07**					
EPA 6010D	Sodium	6.8	mg/L	1.0	05/15/24 22:05	
EPA 6010D	Iron	16.9	mg/L	0.040	05/14/24 17:10	
EPA 6010D	Manganese	3.2	mg/L	0.040	05/14/24 17:10	
EPA 6010D	Potassium	5.6	mg/L	0.50	05/14/24 17:10	
EPA 6010D	Calcium	98.0	mg/L	1.0	05/14/24 17:10	
EPA 6010D	Magnesium	12.5	mg/L	0.050	05/14/24 17:10	
EPA 6020B	Antimony	0.00059J	mg/L	0.0030	05/15/24 14:25	
EPA 6020B	Arsenic	0.30	mg/L	0.0050	05/15/24 14:25	
EPA 6020B	Barium	0.037	mg/L	0.0050	05/15/24 14:25	
EPA 6020B	Beryllium	0.00010J	mg/L	0.00050	05/15/24 14:25	
EPA 6020B	Boron	0.55	mg/L	0.040	05/15/24 14:25	
EPA 6020B	Cobalt	0.041	mg/L	0.0050	05/15/24 14:25	
EPA 6020B	Lithium	0.064	mg/L	0.030	05/15/24 14:25	
EPA 6020B	Molybdenum	0.010	mg/L	0.010	05/15/24 14:25	
SM 2540C-2015	Total Dissolved Solids	463	mg/L	25.0	05/14/24 12:37	
SM 2320B-2011	Alkalinity,Bicarbonate (CaCO3)	117	mg/L	5.0	05/17/24 19:33	
SM 2320B-2011	Alkalinity, Total as CaCO3	117	mg/L	5.0	05/17/24 19:33	
EPA 300.0 Rev 2.1 1993	Chloride	9.2	mg/L	1.0	05/14/24 00:00	
EPA 300.0 Rev 2.1 1993	Fluoride	0.33	mg/L	0.10	05/14/24 00:00	
EPA 300.0 Rev 2.1 1993	Sulfate	177	mg/L	4.0	05/14/24 03:34	
92730250002	**HAM-PT-13**					
EPA 6010D	Iron	15.5	mg/L	0.040	05/14/24 17:13	
EPA 6010D	Manganese	3.5	mg/L	0.040	05/14/24 17:13	
EPA 6010D	Potassium	5.0	mg/L	0.50	05/14/24 17:13	
EPA 6010D	Calcium	94.4	mg/L	1.0	05/14/24 17:13	
EPA 6010D	Magnesium	11.4	mg/L	0.050	05/14/24 17:13	
EPA 6010D	Sodium	6.9	mg/L	1.0	05/15/24 22:10	
EPA 6020B	Arsenic	0.30	mg/L	0.0050	05/15/24 14:29	
EPA 6020B	Barium	0.036	mg/L	0.0050	05/15/24 14:29	
EPA 6020B	Boron	0.54	mg/L	0.040	05/15/24 14:29	
EPA 6020B	Cobalt	0.026	mg/L	0.0050	05/15/24 14:29	
EPA 6020B	Lithium	0.061	mg/L	0.030	05/15/24 14:29	
EPA 6020B	Molybdenum	0.0095J	mg/L	0.010	05/15/24 14:29	
SM 2540C-2015	Total Dissolved Solids	472	mg/L	25.0	05/14/24 12:37	
SM 2320B-2011	Alkalinity,Bicarbonate (CaCO3)	106	mg/L	5.0	05/17/24 19:42	
SM 2320B-2011	Alkalinity, Total as CaCO3	106	mg/L	5.0	05/17/24 19:42	
EPA 300.0 Rev 2.1 1993	Chloride	9.0	mg/L	1.0	05/14/24 00:14	
EPA 300.0 Rev 2.1 1993	Fluoride	0.35	mg/L	0.10	05/14/24 00:14	
EPA 300.0 Rev 2.1 1993	Sulfate	195	mg/L	4.0	05/14/24 03:48	

This report shall not be reproduced, except in full,
without the written consent of Pace Analytical Services, LLC.

Pace Analytical Services, LLC
9800 Kincey Ave. Suite 100
Huntersville, NC 28078
(704)875-9092

ANALYTICAL RESULTS

Project: Hammond AP-1
Pace Project No.: 92730250

Sample: HAM-PT-07 **Lab ID: 92730250001** Collected: 05/09/24 14:58 Received: 05/10/24 13:40 Matrix: Water

Parameters	Results	Units	Report Limit	MDL	DF	Prepared	Analyzed	CAS No.	Qual
6010D ATL ICP	Analytical Method: EPA 6010D Preparation Method: EPA 3010A								
	Pace Analytical Services - Peachtree Corners, GA								
Sodium	**6.8**	mg/L	1.0	0.58	1	05/10/24 17:49	05/15/24 22:05	7440-23-5	
Iron	**16.9**	mg/L	0.040	0.025	1	05/10/24 17:49	05/14/24 17:10	7439-89-6	
Manganese	**3.2**	mg/L	0.040	0.011	1	05/10/24 17:49	05/14/24 17:10	7439-96-5	
Potassium	**5.6**	mg/L	0.50	0.15	1	05/10/24 17:49	05/14/24 17:10	7440-09-7	
Calcium	**98.0**	mg/L	1.0	0.12	1	05/10/24 17:49	05/14/24 17:10	7440-70-2	
Magnesium	**12.5**	mg/L	0.050	0.012	1	05/10/24 17:49	05/14/24 17:10	7439-95-4	
6020 MET ICPMS	Analytical Method: EPA 6020B Preparation Method: EPA 3005A								
	Pace Analytical Services - Peachtree Corners, GA								
Antimony	**0.00059J**	mg/L	0.0030	0.00054	1	05/11/24 13:00	05/15/24 14:25	7440-36-0	
Arsenic	**0.30**	mg/L	0.0050	0.00084	1	05/11/24 13:00	05/15/24 14:25	7440-38-2	
Barium	**0.037**	mg/L	0.0050	0.00047	1	05/11/24 13:00	05/15/24 14:25	7440-39-3	
Beryllium	**0.00010J**	mg/L	0.00050	0.000094	1	05/11/24 13:00	05/15/24 14:25	7440-41-7	
Boron	**0.55**	mg/L	0.040	0.012	1	05/11/24 13:00	05/15/24 14:25	7440-42-8	
Cadmium	ND	mg/L	0.00050	0.00010	1	05/11/24 13:00	05/15/24 14:25	7440-43-9	
Chromium	ND	mg/L	0.0050	0.0019	1	05/11/24 13:00	05/15/24 14:25	7440-47-3	
Cobalt	**0.041**	mg/L	0.0050	0.00032	1	05/11/24 13:00	05/15/24 14:25	7440-48-4	
Lead	ND	mg/L	0.0010	0.00016	1	05/11/24 13:00	05/15/24 14:25	7439-92-1	
Lithium	**0.064**	mg/L	0.030	0.0016	1	05/11/24 13:00	05/15/24 14:25	7439-93-2	
Molybdenum	**0.010**	mg/L	0.010	0.00062	1	05/11/24 13:00	05/15/24 14:25	7439-98-7	
Selenium	ND	mg/L	0.0050	0.00096	1	05/11/24 13:00	05/15/24 14:25	7782-49-2	
Thallium	ND	mg/L	0.0010	0.00038	1	05/11/24 13:00	05/15/24 14:25	7440-28-0	
7470 Mercury	Analytical Method: EPA 7470A Preparation Method: EPA 7470A								
	Pace Analytical Services - Peachtree Corners, GA								
Mercury	ND	mg/L	0.00020	0.00013	1	05/16/24 17:00	05/17/24 09:15	7439-97-6	
2540C Total Dissolved Solids	Analytical Method: SM 2540C-2015								
	Pace Analytical Services - Peachtree Corners, GA								
Total Dissolved Solids	**463**	mg/L	25.0	25.0	1		05/14/24 12:37		
2320B Alkalinity	Analytical Method: SM 2320B-2011								
	Pace Analytical Services - Asheville								
Alkalinity,Bicarbonate (CaCO3)	**117**	mg/L	5.0	5.0	1		05/17/24 19:33		
Alkalinity,Carbonate (CaCO3)	ND	mg/L	5.0	5.0	1		05/17/24 19:33		
Alkalinity, Total as CaCO3	**117**	mg/L	5.0	5.0	1		05/17/24 19:33		
4500S2D Sulfide Water	Analytical Method: SM 4500-S2D-2011								
	Pace Analytical Services - Asheville								
Sulfide	ND	mg/L	0.10	0.022	1		05/11/24 02:08	18496-25-8	
300.0 IC Anions 28 Days	Analytical Method: EPA 300.0 Rev 2.1 1993								
	Pace Analytical Services - Asheville								
Chloride	**9.2**	mg/L	1.0	0.60	1		05/14/24 00:00	16887-00-6	

This report shall not be reproduced, except in full,
without the written consent of Pace Analytical Services, LLC.

Pace Analytical Services, LLC
9800 Kincey Ave. Suite 100
Huntersville, NC 28078
(704)875-9092

ANALYTICAL RESULTS

Project: Hammond AP-1
Pace Project No.: 92730250

Sample: HAM-PT-07 **Lab ID: 92730250001** Collected: 05/09/24 14:58 Received: 05/10/24 13:40 Matrix: Water

Parameters	Results	Units	Report Limit	MDL	DF	Prepared	Analyzed	CAS No.	Qual
300.0 IC Anions 28 Days	Analytical Method: EPA 300.0 Rev 2.1 1993 Pace Analytical Services - Asheville								
Fluoride	**0.33**	mg/L	0.10	0.050	1		05/14/24 00:00	16984-48-8	
Sulfate	**177**	mg/L	4.0	2.0	4		05/14/24 03:34	14808-79-8	

This report shall not be reproduced, except in full,
without the written consent of Pace Analytical Services, LLC.

Pace Analytical Services, LLC
9800 Kincey Ave. Suite 100
Huntersville, NC 28078
(704)875-9092

ANALYTICAL RESULTS

Project: Hammond AP-1
Pace Project No.: 92730250

Sample: HAM-PT-13 **Lab ID: 92730250002** Collected: 05/09/24 16:45 Received: 05/10/24 13:40 Matrix: Water

Parameters	Results	Units	Report Limit	MDL	DF	Prepared	Analyzed	CAS No.	Qual
6010D ATL ICP	Analytical Method: EPA 6010D Preparation Method: EPA 3010A								
	Pace Analytical Services - Peachtree Corners, GA								
Iron	**15.5**	mg/L	0.040	0.025	1	05/10/24 17:49	05/14/24 17:13	7439-89-6	
Manganese	**3.5**	mg/L	0.040	0.011	1	05/10/24 17:49	05/14/24 17:13	7439-96-5	
Potassium	**5.0**	mg/L	0.50	0.15	1	05/10/24 17:49	05/14/24 17:13	7440-09-7	
Calcium	**94.4**	mg/L	1.0	0.12	1	05/10/24 17:49	05/14/24 17:13	7440-70-2	
Magnesium	**11.4**	mg/L	0.050	0.012	1	05/10/24 17:49	05/14/24 17:13	7439-95-4	
Sodium	**6.9**	mg/L	1.0	0.58	1	05/10/24 17:49	05/15/24 22:10	7440-23-5	
6020 MET ICPMS	Analytical Method: EPA 6020B Preparation Method: EPA 3005A								
	Pace Analytical Services - Peachtree Corners, GA								
Antimony	ND	mg/L	0.0030	0.00054	1	05/11/24 13:00	05/15/24 14:29	7440-36-0	
Arsenic	**0.30**	mg/L	0.0050	0.00084	1	05/11/24 13:00	05/15/24 14:29	7440-38-2	
Barium	**0.036**	mg/L	0.0050	0.00047	1	05/11/24 13:00	05/15/24 14:29	7440-39-3	
Beryllium	ND	mg/L	0.00050	0.000094	1	05/11/24 13:00	05/15/24 14:29	7440-41-7	
Boron	**0.54**	mg/L	0.040	0.012	1	05/11/24 13:00	05/15/24 14:29	7440-42-8	
Cadmium	ND	mg/L	0.00050	0.00010	1	05/11/24 13:00	05/15/24 14:29	7440-43-9	
Chromium	ND	mg/L	0.0050	0.0019	1	05/11/24 13:00	05/15/24 14:29	7440-47-3	
Cobalt	**0.026**	mg/L	0.0050	0.00032	1	05/11/24 13:00	05/15/24 14:29	7440-48-4	
Lead	ND	mg/L	0.0010	0.00016	1	05/11/24 13:00	05/15/24 14:29	7439-92-1	
Lithium	**0.061**	mg/L	0.030	0.0016	1	05/11/24 13:00	05/15/24 14:29	7439-93-2	
Molybdenum	**0.0095J**	mg/L	0.010	0.00062	1	05/11/24 13:00	05/15/24 14:29	7439-98-7	
Selenium	ND	mg/L	0.0050	0.00096	1	05/11/24 13:00	05/15/24 14:29	7782-49-2	
Thallium	ND	mg/L	0.0010	0.00038	1	05/11/24 13:00	05/15/24 14:29	7440-28-0	
7470 Mercury	Analytical Method: EPA 7470A Preparation Method: EPA 7470A								
	Pace Analytical Services - Peachtree Corners, GA								
Mercury	ND	mg/L	0.00020	0.00013	1	05/16/24 17:00	05/17/24 09:17	7439-97-6	
2540C Total Dissolved Solids	Analytical Method: SM 2540C-2015								
	Pace Analytical Services - Peachtree Corners, GA								
Total Dissolved Solids	**472**	mg/L	25.0	25.0	1		05/14/24 12:37		
2320B Alkalinity	Analytical Method: SM 2320B-2011								
	Pace Analytical Services - Asheville								
Alkalinity,Bicarbonate (CaCO3)	**106**	mg/L	5.0	5.0	1		05/17/24 19:42		
Alkalinity,Carbonate (CaCO3)	ND	mg/L	5.0	5.0	1		05/17/24 19:42		
Alkalinity, Total as CaCO3	**106**	mg/L	5.0	5.0	1		05/17/24 19:42		
4500S2D Sulfide Water	Analytical Method: SM 4500-S2D-2011								
	Pace Analytical Services - Asheville								
Sulfide	ND	mg/L	0.10	0.022	1		05/11/24 02:10	18496-25-8	
300.0 IC Anions 28 Days	Analytical Method: EPA 300.0 Rev 2.1 1993								
	Pace Analytical Services - Asheville								
Chloride	**9.0**	mg/L	1.0	0.60	1		05/14/24 00:14	16887-00-6	

REPORT OF LABORATORY ANALYSIS

This report shall not be reproduced, except in full,
without the written consent of Pace Analytical Services, LLC.

Pace Analytical Services, LLC
9800 Kincey Ave. Suite 100
Huntersville, NC 28078
(704)875-9092

ANALYTICAL RESULTS

Project: Hammond AP-1
Pace Project No.: 92730250

Sample: HAM-PT-13 **Lab ID: 92730250002** Collected: 05/09/24 16:45 Received: 05/10/24 13:40 Matrix: Water

Parameters	Results	Units	Report Limit	MDL	DF	Prepared	Analyzed	CAS No.	Qual
300.0 IC Anions 28 Days	Analytical Method: EPA 300.0 Rev 2.1 1993 Pace Analytical Services - Asheville								
Fluoride	**0.35**	mg/L	0.10	0.050	1		05/14/24 00:14	16984-48-8	
Sulfate	**195**	mg/L	4.0	2.0	4		05/14/24 03:48	14808-79-8	

This report shall not be reproduced, except in full,
without the written consent of Pace Analytical Services, LLC.

Pace Analytical Services, LLC
9800 Kincey Ave. Suite 100
Huntersville, NC 28078
(704)875-9092

QUALITY CONTROL DATA

Project: Hammond AP-1
Pace Project No.: 92730250

QC Batch: 853813
QC Batch Method: EPA 3010A
Analysis Method: EPA 6010D
Analysis Description: 6010D ATL
Laboratory: Pace Analytical Services - Peachtree Corners, GA
Associated Lab Samples: 92730250001, 92730250002

METHOD BLANK: 4406154
Matrix: Water
Associated Lab Samples: 92730250001, 92730250002

Parameter	Units	Blank Result	Reporting Limit	MDL	Analyzed	Qualifiers
Calcium	mg/L	ND	1.0	0.12	05/14/24 14:43	
Iron	mg/L	ND	0.040	0.025	05/14/24 14:43	
Magnesium	mg/L	ND	0.050	0.012	05/14/24 14:43	
Manganese	mg/L	ND	0.040	0.011	05/14/24 14:43	
Potassium	mg/L	ND	0.50	0.15	05/15/24 21:55	
Sodium	mg/L	ND	1.0	0.58	05/15/24 21:55	

LABORATORY CONTROL SAMPLE: 4406155

Parameter	Units	Spike Conc.	LCS Result	LCS % Rec	% Rec Limits	Qualifiers
Calcium	mg/L	1	0.95J	95	80-120	
Iron	mg/L	1	0.97	97	80-120	
Magnesium	mg/L	1	0.98	98	80-120	
Manganese	mg/L	1	0.96	96	80-120	
Potassium	mg/L	1	0.89	89	80-120	
Sodium	mg/L	1	0.94J	94	80-120	

MATRIX SPIKE & MATRIX SPIKE DUPLICATE: 4406156 4406157

Parameter	Units	92729900005 Result	MS Spike Conc.	MSD Spike Conc.	MS Result	MSD Result	MS % Rec	MSD % Rec	% Rec Limits	RPD	Max RPD	Qual
Calcium	mg/L	ND	1	1	1.3J	1.3J	94	98	75-125		20	
Iron	mg/L	ND	1	1	0.96	0.98	96	98	75-125	2	20	
Magnesium	mg/L	ND	1	1	1.0	1.0	95	98	75-125	2	20	
Manganese	mg/L	ND	1	1	1.1	1.1	101	99	75-125	2	20	
Potassium	mg/L	3370 ug/L	1	1	3.6	5.6	19	224	75-125	45	20	M1,R1
Sodium	mg/L	3680000 ug/L	1	1	3540	3590	-13800	-8670	75-125	1	20	M1

Results presented on this page are in the units indicated by the "Units" column except where an alternate unit is presented to the right of the result.

REPORT OF LABORATORY ANALYSIS

This report shall not be reproduced, except in full,
without the written consent of Pace Analytical Services, LLC.

Pace Analytical Services, LLC
9800 Kincey Ave. Suite 100
Huntersville, NC 28078
(704)875-9092

QUALITY CONTROL DATA

Project: Hammond AP-1
Pace Project No.: 92730250

QC Batch: 853920
QC Batch Method: EPA 3005A
Analysis Method: EPA 6020B
Analysis Description: 6020 MET
Laboratory: Pace Analytical Services - Peachtree Corners, GA
Associated Lab Samples: 92730250001, 92730250002

METHOD BLANK: 4406560 Matrix: Water
Associated Lab Samples: 92730250001, 92730250002

Parameter	Units	Blank Result	Reporting Limit	MDL	Analyzed	Qualifiers
Antimony	mg/L	ND	0.0030	0.00054	05/15/24 13:55	
Arsenic	mg/L	ND	0.0050	0.00084	05/15/24 13:55	
Barium	mg/L	ND	0.0050	0.00047	05/15/24 13:55	
Beryllium	mg/L	ND	0.00050	0.000094	05/15/24 13:55	
Boron	mg/L	ND	0.040	0.012	05/15/24 13:55	
Cadmium	mg/L	ND	0.00050	0.00010	05/15/24 13:55	
Chromium	mg/L	ND	0.0050	0.0019	05/15/24 13:55	
Cobalt	mg/L	ND	0.0050	0.00032	05/15/24 13:55	
Lead	mg/L	ND	0.0010	0.00016	05/15/24 13:55	
Lithium	mg/L	ND	0.030	0.0016	05/15/24 13:55	
Molybdenum	mg/L	ND	0.010	0.00062	05/15/24 13:55	
Selenium	mg/L	ND	0.0050	0.00096	05/15/24 13:55	
Thallium	mg/L	ND	0.0010	0.00038	05/15/24 13:55	

LABORATORY CONTROL SAMPLE: 4406561

Parameter	Units	Spike Conc.	LCS Result	LCS % Rec	% Rec Limits	Qualifiers
Antimony	mg/L	0.1	0.11	106	80-120	
Arsenic	mg/L	0.1	0.10	103	80-120	
Barium	mg/L	0.1	0.10	102	80-120	
Beryllium	mg/L	0.1	0.11	109	80-120	
Boron	mg/L	1	1.1	105	80-120	
Cadmium	mg/L	0.1	0.10	103	80-120	
Chromium	mg/L	0.1	0.10	103	80-120	
Cobalt	mg/L	0.1	0.10	102	80-120	
Lead	mg/L	0.1	0.10	105	80-120	
Lithium	mg/L	0.1	0.11	110	80-120	
Molybdenum	mg/L	0.1	0.11	106	80-120	
Selenium	mg/L	0.1	0.10	104	80-120	
Thallium	mg/L	0.1	0.10	101	80-120	

MATRIX SPIKE & MATRIX SPIKE DUPLICATE: 4406562 4406563

Parameter	Units	92730292001 Result	MS Spike Conc.	MSD Spike Conc.	MS Result	MSD Result	MS % Rec	MSD % Rec	% Rec Limits	RPD	Max RPD	Qual
Antimony	mg/L	0.78J ug/L	0.1	0.1	0.11	0.11	107	105	75-125	2	20	
Arsenic	mg/L	1.9J ug/L	0.1	0.1	0.11	0.11	107	104	75-125	3	20	

Results presented on this page are in the units indicated by the "Units" column except where an alternate unit is presented to the right of the result.

REPORT OF LABORATORY ANALYSIS

This report shall not be reproduced, except in full,
without the written consent of Pace Analytical Services, LLC.

Pace Analytical Services, LLC
9800 Kincey Ave. Suite 100
Huntersville, NC 28078
(704)875-9092

QUALITY CONTROL DATA

Project: Hammond AP-1
Pace Project No.: 92730250

MATRIX SPIKE & MATRIX SPIKE DUPLICATE: 4406562 4406563

Parameter	Units	92730292001 Result	MS Spike Conc.	MSD Spike Conc.	MS Result	MSD Result	MS % Rec	MSD % Rec	% Rec Limits	RPD	Max RPD	Qual
Barium	mg/L	82.1J ug/L	0.1	0.1	0.19	0.19	108	103	75-125	2	20	
Beryllium	mg/L	ND	0.1	0.1	0.10	0.10	103	102	75-125	1	20	
Boron	mg/L	19.1J ug/L	1	1	1.0	1.0	101	99	75-125	1	20	
Cadmium	mg/L	ND	0.1	0.1	0.10	0.10	104	103	75-125	1	20	
Chromium	mg/L	4.3J ug/L	0.1	0.1	0.11	0.11	106	104	75-125	2	20	
Cobalt	mg/L	ND	0.1	0.1	0.10	0.10	103	103	75-125	0	20	
Lead	mg/L	0.19J ug/L	0.1	0.1	0.10	0.10	103	102	75-125	1	20	
Lithium	mg/L	ND	0.1	0.1	0.10	0.10	103	101	75-125	2	20	
Molybdenum	mg/L	ND	0.1	0.1	0.11	0.11	107	107	75-125	0	20	
Selenium	mg/L	ND	0.1	0.1	0.11	0.10	106	103	75-125	3	20	
Thallium	mg/L	ND	0.1	0.1	0.10	0.099	101	99	75-125	2	20	

Results presented on this page are in the units indicated by the "Units" column except where an alternate unit is presented to the right of the result.

This report shall not be reproduced, except in full,
without the written consent of Pace Analytical Services, LLC.

Pace Analytical Services, LLC
9800 Kincey Ave. Suite 100
Huntersville, NC 28078
(704)875-9092

QUALITY CONTROL DATA

Project: Hammond AP-1
Pace Project No.: 92730250

QC Batch: 855047
QC Batch Method: EPA 7470A
Analysis Method: EPA 7470A
Analysis Description: 7470 Mercury
Laboratory: Pace Analytical Services - Peachtree Corners, GA
Associated Lab Samples: 92730250001, 92730250002

METHOD BLANK: 4411728
Matrix: Water
Associated Lab Samples: 92730250001, 92730250002

Parameter	Units	Blank Result	Reporting Limit	MDL	Analyzed	Qualifiers
Mercury	mg/L	ND	0.00020	0.00013	05/17/24 08:16	

LABORATORY CONTROL SAMPLE: 4411729

Parameter	Units	Spike Conc.	LCS Result	LCS % Rec	% Rec Limits	Qualifiers
Mercury	mg/L	0.0025	0.0023	92	80-120	

MATRIX SPIKE & MATRIX SPIKE DUPLICATE: 4411730 4411731

Parameter	Units	92729900001 Result	MS Spike Conc.	MSD Spike Conc.	MS Result	MSD Result	MS % Rec	MSD % Rec	% Rec Limits	RPD	Max RPD	Qual
Mercury	mg/L	ND	0.0025	0.0025	0.0022	0.0023	88	92	75-125	4	20	

Results presented on this page are in the units indicated by the "Units" column except where an alternate unit is presented to the right of the result.

This report shall not be reproduced, except in full,
without the written consent of Pace Analytical Services, LLC.

Pace Analytical Services, LLC
9800 Kincey Ave. Suite 100
Huntersville, NC 28078
(704)875-9092

QUALITY CONTROL DATA

Project: Hammond AP-1
Pace Project No.: 92730250

QC Batch: 854348
QC Batch Method: SM 2540C-2015
Analysis Method: SM 2540C-2015
Analysis Description: 2540C Total Dissolved Solids
Laboratory: Pace Analytical Services - Peachtree Corners, GA
Associated Lab Samples: 92730250001, 92730250002

METHOD BLANK: 4408261
Matrix: Water
Associated Lab Samples: 92730250001, 92730250002

Parameter	Units	Blank Result	Reporting Limit	MDL	Analyzed	Qualifiers
Total Dissolved Solids	mg/L	ND	25.0	25.0	05/14/24 12:36	

LABORATORY CONTROL SAMPLE: 4408262

Parameter	Units	Spike Conc.	LCS Result	LCS % Rec	% Rec Limits	Qualifiers
Total Dissolved Solids	mg/L	400	399	100	80-120	

SAMPLE DUPLICATE: 4408263

Parameter	Units	92730149001 Result	Dup Result	RPD	Max RPD	Qualifiers
Total Dissolved Solids	mg/L	125	125	0	10	

Results presented on this page are in the units indicated by the "Units" column except where an alternate unit is presented to the right of the result.

This report shall not be reproduced, except in full,
without the written consent of Pace Analytical Services, LLC.

Pace Analytical Services, LLC
9800 Kincey Ave. Suite 100
Huntersville, NC 28078
(704)875-9092

QUALITY CONTROL DATA

Project: Hammond AP-1
Pace Project No.: 92730250

QC Batch: 855114
QC Batch Method: SM 2320B-2011
Analysis Method: SM 2320B-2011
Analysis Description: 2320B Alkalinity
Laboratory: Pace Analytical Services - Asheville
Associated Lab Samples: 92730250001, 92730250002

METHOD BLANK: 4412185 Matrix: Water
Associated Lab Samples: 92730250001, 92730250002

Parameter	Units	Blank Result	Reporting Limit	MDL	Analyzed	Qualifiers
Alkalinity, Total as CaCO3	mg/L	ND	5.0	5.0	05/17/24 16:58	
Alkalinity,Bicarbonate (CaCO3)	mg/L	ND	5.0	5.0	05/17/24 16:58	
Alkalinity,Carbonate (CaCO3)	mg/L	ND	5.0	5.0	05/17/24 16:58	

LABORATORY CONTROL SAMPLE: 4412186

Parameter	Units	Spike Conc.	LCS Result	LCS % Rec	% Rec Limits	Qualifiers
Alkalinity, Total as CaCO3	mg/L	50	50.3	101	80-120	

LABORATORY CONTROL SAMPLE: 4412187

Parameter	Units	Spike Conc.	LCS Result	LCS % Rec	% Rec Limits	Qualifiers
Alkalinity, Total as CaCO3	mg/L	50	49.5	99	80-120	

MATRIX SPIKE & MATRIX SPIKE DUPLICATE: 4412190 4412191

Parameter	Units	92731061002 Result	MS Spike Conc.	MSD Spike Conc.	MS Result	MSD Result	MS % Rec	MSD % Rec	% Rec Limits	RPD	Max RPD	Qual
Alkalinity, Total as CaCO3	mg/L	71.7	50	50	124	122	104	101	80-120	1	25	

MATRIX SPIKE & MATRIX SPIKE DUPLICATE: 4414712 4414713

Parameter	Units	92729999001 Result	MS Spike Conc.	MSD Spike Conc.	MS Result	MSD Result	MS % Rec	MSD % Rec	% Rec Limits	RPD	Max RPD	Qual
Alkalinity, Total as CaCO3	mg/L	52.3	50	50	88.4	86.8	72	69	80-120	2	25	M1

Results presented on this page are in the units indicated by the "Units" column except where an alternate unit is presented to the right of the result.

REPORT OF LABORATORY ANALYSIS

This report shall not be reproduced, except in full,
without the written consent of Pace Analytical Services, LLC.

Pace Analytical Services, LLC
9800 Kincey Ave. Suite 100
Huntersville, NC 28078
(704)875-9092

QUALITY CONTROL DATA

Project: Hammond AP-1
Pace Project No.: 92730250

QC Batch: 853854
QC Batch Method: SM 4500-S2D-2011
Analysis Method: SM 4500-S2D-2011
Analysis Description: 4500S2D Sulfide Water
Laboratory: Pace Analytical Services - Asheville
Associated Lab Samples: 92730250001, 92730250002

METHOD BLANK: 4406359
Matrix: Water
Associated Lab Samples: 92730250001, 92730250002

Parameter	Units	Blank Result	Reporting Limit	MDL	Analyzed	Qualifiers
Sulfide	mg/L	ND	0.10	0.022	05/11/24 01:56	

LABORATORY CONTROL SAMPLE: 4406360

Parameter	Units	Spike Conc.	LCS Result	LCS % Rec	% Rec Limits	Qualifiers
Sulfide	mg/L	0.5	0.49	98	80-120	

MATRIX SPIKE & MATRIX SPIKE DUPLICATE: 4406361 4406362

Parameter	Units	92729816001 Result	MS Spike Conc.	MSD Spike Conc.	MS Result	MSD Result	MS % Rec	MSD % Rec	% Rec Limits	RPD	Max RPD	Qual
Sulfide	mg/L	ND	0.5	0.5	0.57	0.58	106	109	80-120	3	10	

MATRIX SPIKE & MATRIX SPIKE DUPLICATE: 4406363 4406364

Parameter	Units	92729816003 Result	MS Spike Conc.	MSD Spike Conc.	MS Result	MSD Result	MS % Rec	MSD % Rec	% Rec Limits	RPD	Max RPD	Qual
Sulfide	mg/L	ND	0.5	0.5	0.54	0.54	106	107	80-120	1	10	

Results presented on this page are in the units indicated by the "Units" column except where an alternate unit is presented to the right of the result.

This report shall not be reproduced, except in full,
without the written consent of Pace Analytical Services, LLC.

Pace Analytical Services, LLC
9800 Kincey Ave. Suite 100
Huntersville, NC 28078
(704)875-9092

QUALITY CONTROL DATA

Project: Hammond AP-1
Pace Project No.: 92730250

QC Batch: 854169
QC Batch Method: EPA 300.0 Rev 2.1 1993
Analysis Method: EPA 300.0 Rev 2.1 1993
Analysis Description: 300.0 IC Anions
Laboratory: Pace Analytical Services - Asheville
Associated Lab Samples: 92730250001, 92730250002

METHOD BLANK: 4407338
Matrix: Water
Associated Lab Samples: 92730250001, 92730250002

Parameter	Units	Blank Result	Reporting Limit	MDL	Analyzed	Qualifiers
Chloride	mg/L	ND	1.0	0.60	05/13/24 18:31	
Fluoride	mg/L	ND	0.10	0.050	05/13/24 18:31	
Sulfate	mg/L	ND	1.0	0.50	05/13/24 18:31	

LABORATORY CONTROL SAMPLE: 4407339

Parameter	Units	Spike Conc.	LCS Result	LCS % Rec	% Rec Limits	Qualifiers
Chloride	mg/L	50	49.5	99	90-110	
Fluoride	mg/L	2.5	2.4	95	90-110	
Sulfate	mg/L	50	49.6	99	90-110	

MATRIX SPIKE & MATRIX SPIKE DUPLICATE: 4407340 4407341

Parameter	Units	92730282001 Result	MS Spike Conc.	MSD Spike Conc.	MS Result	MSD Result	MS % Rec	MSD % Rec	% Rec Limits	RPD	Max RPD	Qual
Chloride	mg/L	907	50	50	942	940	71	66	90-110	0	10	M1
Fluoride	mg/L	ND	2.5	2.5	ND	ND	0	0	90-110		10	D3,M1
Sulfate	mg/L	171	50	50	211	211	81	81	90-110	0	10	M1

Results presented on this page are in the units indicated by the "Units" column except where an alternate unit is presented to the right of the result.

REPORT OF LABORATORY ANALYSIS

This report shall not be reproduced, except in full,
without the written consent of Pace Analytical Services, LLC.

Pace Analytical Services, LLC
9800 Kincey Ave. Suite 100
Huntersville, NC 28078
(704)875-9092

QUALIFIERS

Project: Hammond AP-1
Pace Project No.: 92730250

DEFINITIONS

DF - Dilution Factor, if reported, represents the factor applied to the reported data due to dilution of the sample aliquot.

ND - Not Detected at or above adjusted reporting limit.

TNTC - Too Numerous To Count

J - Estimated concentration above the adjusted method detection limit and below the adjusted reporting limit.

MDL - Adjusted Method Detection Limit.

PQL - Practical Quantitation Limit.

RL - Reporting Limit - The lowest concentration value that meets project requirements for quantitative data with known precision and bias for a specific analyte in a specific matrix.

S - Surrogate

1,2-Diphenylhydrazine decomposes to and cannot be separated from Azobenzene using Method 8270. The result for each analyte is a combined concentration.

Consistent with EPA guidelines, unrounded data are displayed and have been used to calculate % recovery and RPD values.

LCS(D) - Laboratory Control Sample (Duplicate)

MS(D) - Matrix Spike (Duplicate)

DUP - Sample Duplicate

RPD - Relative Percent Difference

NC - Not Calculable.

SG - Silica Gel - Clean-Up

U - Indicates the compound was analyzed for, but not detected.

Acid preservation may not be appropriate for 2 Chloroethylvinyl ether.

A separate vial preserved to a pH of 4-5 is recommended in SW846 Chapter 4 for the analysis of Acrolein and Acrylonitrile by EPA Method 8260.

N-Nitrosodiphenylamine decomposes and cannot be separated from Diphenylamine using Method 8270. The result reported for each analyte is a combined concentration.

Reported results are not rounded until the final step prior to reporting. Therefore, calculated parameters that are typically reported as "Total" may vary slightly from the sum of the reported component parameters.

Pace Analytical is TNI accredited. Contact your Pace PM for the current list of accredited analytes.

TNI - The NELAC Institute.

ANALYTE QUALIFIERS

D3	Sample was diluted due to the presence of high levels of non-target analytes or other matrix interference.
M1	Matrix spike recovery exceeded QC limits. Batch accepted based on laboratory control sample (LCS) recovery.
R1	RPD value was outside control limits.

This report shall not be reproduced, except in full,
without the written consent of Pace Analytical Services, LLC.

Pace Analytical Services, LLC
9800 Kincey Ave. Suite 100
Huntersville, NC 28078
(704)875-9092

QUALITY CONTROL DATA CROSS REFERENCE TABLE

Project: Hammond AP-1
Pace Project No.: 92730250

Lab ID	Sample ID	QC Batch Method	QC Batch	Analytical Method	Analytical Batch
92730250001	**HAM-PT-07**	EPA 3010A	853813	EPA 6010D	853829
92730250002	**HAM-PT-13**	EPA 3010A	853813	EPA 6010D	853829
92730250001	**HAM-PT-07**	EPA 3005A	853920	EPA 6020B	853946
92730250002	**HAM-PT-13**	EPA 3005A	853920	EPA 6020B	853946
92730250001	**HAM-PT-07**	EPA 7470A	855047	EPA 7470A	855155
92730250002	**HAM-PT-13**	EPA 7470A	855047	EPA 7470A	855155
92730250001	**HAM-PT-07**	SM 2540C-2015	854348		
92730250002	**HAM-PT-13**	SM 2540C-2015	854348		
92730250001	**HAM-PT-07**	SM 2320B-2011	855114		
92730250002	**HAM-PT-13**	SM 2320B-2011	855114		
92730250001	**HAM-PT-07**	SM 4500-S2D-2011	853854		
92730250002	**HAM-PT-13**	SM 4500-S2D-2011	853854		
92730250001	**HAM-PT-07**	EPA 300.0 Rev 2.1 1993	854169		
92730250002	**HAM-PT-13**	EPA 300.0 Rev 2.1 1993	854169		

This report shall not be reproduced, except in full,
without the written consent of Pace Analytical Services, LLC.

Pace ANALYTICAL SERVICES

DC#_Title: ENV-FRM-HUN1-0083 v03_Sample Condition Upon Receipt

Effective Date: 12/01/2023

Laboratory receiving samples:
Asheville ☐ Eden ☐ Greenwood ☐ Huntersville ☐ Raleigh ☐ Mechanicsville ☐ Atlanta ☑ Kernersville ☐

Sample Condition Upon Receipt

Client Name: Georgia Power

Project #: WO#: 92730250

92730250

Courier: ☐ Commercial ☐ Fed Ex ☑ Pace ☐ UPS ☐ USPS ☐ Other:____ ☐ Client

Custody Seal Present? ☐ Yes ☑ No Seals Intact? ☐ Yes ☐ No ☑ N/A

Date/Initials Person Examining Contents: 5/10/24 CH

Packing Material: ☐ Bubble Wrap ☐ Bubble Bags ☑ None ☐ Other

Biological Tissue Frozen? ☐ Yes ☐ No ☑ N/A

Thermometer: ☑ IR Gun ID: 083

Type of Ice: ☑ Wet ☐ Blue ☐ None

Cooler Temp: 2.1 Correction Factor: Add/Subtract (°C) +0.1

Temp should be above freezing to 6°C
☐ Samples out of temp criteria. Samples on ice, cooling process has begun

Cooler Temp Corrected (°C): 2.2

USDA Regulated Soil (☐ N/A, water sample)
Did samples originate in a quarantine zone within the United States: CA, NY, or SC (check maps)? ☐ Yes ☐ No

Did samples originate from a foreign source (internationally, including Hawaii and Puerto Rico)? ☐ Yes ☐ No

				Comments/Discrepancy:
Chain of Custody Present?	☑ Yes	☐ No	☐ N/A	1.
Samples Arrived within Hold Time?	☑ Yes	☐ No	☐ N/A	2.
Short Hold Time Analysis (<72 hr.)?	☐ Yes	☑ No	☐ N/A	3.
Rush Turn Around Time Requested?	☐ Yes	☑ No	☐ N/A	4.
Sufficient Volume?	☑ Yes	☐ No	☐ N/A	5.
Correct Containers Used?	☑ Yes	☐ No	☐ N/A	6.
-Pace Containers Used?	☑ Yes	☐ No	☐ N/A	
Containers Intact?	☑ Yes	☐ No	☐ N/A	7.
Dissolved analysis: Samples Field Filtered?	☐ Yes	☐ No	☑ N/A	8.
Sample Labels Match COC? -Includes Date/Time/ID/Analysis Matrix: WT	☑ Yes	☐ No	☐ N/A	9.
Headspace in VOA Vials (>5-6mm)?	☐ Yes	☐ No	☑ N/A	10.
Trip Blank Present?	☐ Yes	☐ No	☑ N/A	11.
Trip Blank Custody Seals Present?	☐ Yes	☐ No	☑ N/A	

COMMENTS/SAMPLE DISCREPANCY

Field Data Required? ☐ Yes ☐ No

Lot ID of split containers:

LIENT NOTIFICATION/RESOLUTION

Person contacted: _____ Date/Time: _____

Project Manager SCURF Review: _____ Date: _____

Project Manager SRF Review: _____ Date: _____

Pace ANALYTICAL SERVICES

DC#_Title: ENV-FRM-HUN1-0083 v03_Sample Condition Upon Receipt

Effective Date: 12/01/2023

WO#: 92730250

PM: BV Due Date: 05/24/24

CLIENT: 92- GP-HAM

Project #

*Check mark top half of box if pH and/or dechlorination is verified and within the acceptance range for preservation samples.

Exceptions: VOA, Coliform, TOC, Oil and Grease, DRO/8015 (water) DOC, LLHg

**Bottom half of box is to list number of bottles

***Check all unpreserved Nitrates for chlorine

Item#	BP4U-125 mL Plastic Unpreserved (N/A) (Cl-)	BP3U-250 mL Plastic Unpreserved (N/A)	BP2U-500 mL Plastic Unpreserved (N/A)	BP1U-1 liter Plastic Unpreserved (N/A)	BP4S-125 mL Plastic H2SO4 (pH < 2) (Cl-)	BP3N-250 mL plastic HNO3 (pH < 2)	BP4Z-125 mL Plastic ZN Acetate & NaOH (>9)	BP4B-125 mL Plastic NaOH (pH > 12) (Cl-)	WGFU-Wide-mouthed Glass jar Unpreserved	AG1U-1 liter Amber Unpreserved (N/A) (Cl-)	AG1H-1 liter Amber HCl (pH < 2)	AG3U-250 mL Amber Unpreserved (N/A) (Cl-)	AG1S-1 liter Amber H2SO4 (pH < 2)	AG3S-250 mL Amber H2SO4 (pH < 2)	DG94-40 mL Amber NH4Cl (N/A)(Cl-)	DG9H-40 mL VOA HCl (N/A)	VG9T-40 mL VOA Na2S2O3 (N/A)	VG9U-40 mL VOA Unpreserved (N/A)	DG9V-40 mL VOA H3PO4 (N/A)	KP7U-50 mL Plastic Unpreserved (N/A)	V/GK (3 vials per kit)-VPH/Gas kit (N/A)	SP5T-125 mL Sterile Plastic (N/A – lab)	SP2T-250 mL Sterile Plastic (N/A – lab)		BP3R-250 mL Plastic (NH2)2SO4 (9.3-9.7)	AG0U-100 mL Amber Unpreserved (N/A) (Cl-)	VSGU-20 mL Scintillation vials (N/A)	DG9U-40 mL Amber Unpreserved vials (N/A)
1		2	1			1	1																					
2		2	1			1	1																					
3																												
4																												
5																												
6																												
7																												
8																												
9																												
10																												
11																												
12																												

pH Adjustment Log for Preserved Samples

Sample ID	Type of Preservative	pH upon receipt	Date preservation adjusted	Time preservation adjusted	Amount of Preservative added	Lot #

Note: Whenever there is a discrepancy affecting North Carolina compliance samples, a copy of this form will be sent to the North Carolina DENR Certification Office (i.e. Out of hold, incorrect preservative, out of temp, incorrect containers.

Pace Analytical™
www.pacelabs.com

CHAIN-OF-CUSTODY / Analytical Request Document

The Chain-of-Custody is a LEGAL DOCUMENT. All relevant fields must be completed accurately.

Page: 1 of 1

Section A Required Client Information:		Section B Required Project Information:		Section C Invoice Information:	
Company:	GA Power	Report To:	SCS Contacts	Attention:	Southern Co.
Address:	Atlanta, GA	Copy To:	Geosyntec Contacts	Company Name:	
				Address:	
Email To:	SCS Contacts	Purchase Order No.:	GPC82474-0001	Pace Quote Reference:	
Phone:	Fax:	Project Name:	Hammond AP-1	Pace Project Manager:	Bonnie Vang
Requested Due Date/TAT:	5 day	Project Number:		Pace Profile #:	10839

REGULATORY AGENCY

☐ NPDES ☐ GROUND WATER ☐ DRINKING WATER
☐ UST ☐ RCRA ☑ OTHER ~~CCR~~

Site Location STATE: GA

Section D Required Client Information

Valid Matrix Codes

MATRIX	CODE
DRINKING WATER	DW
WATER	WT
WASTE WATER	WW
PRODUCT	P
SOIL/SOLID	SL
OIL	OL
WIPE	WP
AIR	AR
OTHER	OT
TISSUE	TS

SAMPLE ID (A-Z, 0-9 / ,-) Sample IDs MUST BE UNIQUE

Requested Analysis Filtered (Y/N)

ITEM #	SAMPLE ID	MATRIX CODE (see valid codes to left)	SAMPLE TYPE (G=GRAB C=COMP)	COLLECTED COMPOSITE DATE	COLLECTED COMPOSITE TIME	COLLECTED COMPOSITE DATE	COLLECTED COMPOSITE TIME	SAMPLE TEMP AT COLLECTION	# OF CONTAINERS	Preservatives: Unpreserved	H_2SO_4	HNO_3	HCl	NaOH	$Na_2S_2O_3$	Methanol	Other	Analysis Test Y/N	Chloride, Fluoride, Sulfate N	Full App. III and IV metals N	Major Ions (Profile 10839-2): N	TDS N	Residual Chlorine (Y/N)	Pace Project No./ Lab I.D.
1	HAM-PT-07	WG	G	5/9/2024	1458			21	5	3		1					1		X	X	X	X	N	
2	HAM-PT-13	WG	G	5/9/2024	1645			21	5	3		1					1		X	X	X	X	N	
3																								
4						AS	5/9/2024																	
5																								
6						AS	5/9/2024																	
7																								
8																								
9																								
10																								
11																								
12																								

ADDITIONAL COMMENTS	RELINQUISHED BY / AFFILIATION	DATE	TIME	ACCEPTED BY / AFFILIATION	DATE	TIME	SAMPLE CONDITIONS
Task Code: HAM-CCR-CA-20240509	Anthony Szwast / Geosyntec	1340	5/10/24	Ryan Williams / Pace	5/10/24	1340	
	Ryan Williams / Pace	5/10/24	1552	Charles Heuler	5/10/24	1552	

SAMPLER NAME AND SIGNATURE

PRINT Name of SAMPLER: Anthony Szwast / Geosyntec Consultants, Inc.

SIGNATURE of SAMPLER: Anthony Szwast

DATE Signed (MM/DD/YY): 05/09/24

Temp in °C | Received on Ice (Y/N) | Custody Sealed Cooler (Y/N) | Samples Intact (Y/N)

*Important Note: By signing this form you are accepting Pace's NET 30 day payment terms and agreeing to late charges of 1.5% per month for any invoices not paid within 30 days.

F-ALL-Q-020rev.07, 15-Feb-2007

Pace Analytical Services, LLC
9800 Kincey Ave. Suite 100
Huntersville, NC 28078
(704)875-9092

July 24, 2024

Kristen Jurinko
Southern Company
241 Ralph McGill Blvd NE
Bin 10160
Atlanta, GA 30308

RE: Project: Hammond AP-1
Pace Project No.: 92731696

Dear Kristen Jurinko:

Enclosed are the analytical results for sample(s) received by the laboratory on May 17, 2024. The results relate only to the samples included in this report. Results reported herein conform to the applicable TNI/NELAC Standards and the laboratory's Quality Manual, where applicable, unless otherwise noted in the body of the report.

The test results provided in this final report were generated by each of the following laboratories within the Pace Network:

- Pace Analytical Services - Asheville
- Pace Analytical Services - Peachtree Corners, GA

Revision 1: Client requested that the lab re-check anions for HAM-AP1-FB-01 (Lab ID 92731696003) and HAM-AP1-FD-01 (lab ID 92731696005). The lab did a re-run for both samples and the results did not confirm the original. A revised report was issued.

Revision 2: Per clients request, sample ID HAM-INW-03 is changed to HAM-AS-01.

If you have any questions concerning this report, please feel free to contact me.

Sincerely,

Bonnie Vang

Bonnie Vang
bonnie.vang@pacelabs.com
704-977-0968
Project Manager

Enclosures

cc: Kip Gray, Geosyntec
Christine Hug, Geosyntec Consultants, Inc.
Thomas Kessler, Geosyntec Consultants
Whitney Law, Geosyntec Consultants
Laura Midkiff, Southern Company
Caroline Nelson, Geosyntec Consultants, Inc

REPORT OF LABORATORY ANALYSIS

This report shall not be reproduced, except in full,
without the written consent of Pace Analytical Services, LLC.

Pace Analytical Services, LLC
9800 Kincey Ave. Suite 100
Huntersville, NC 28078
(704)875-9092

cc: Jamie Newsome, Geosyntec Consultants
Zain Webb, Geosyntec Consultants

This report shall not be reproduced, except in full,
without the written consent of Pace Analytical Services, LLC.

Pace Analytical Services, LLC
9800 Kincey Ave. Suite 100
Huntersville, NC 28078
(704)875-9092

CERTIFICATIONS

Project:	Hammond AP-1
Pace Project No.:	92731696

Pace Analytical Services Asheville

2225 Riverside Drive, Asheville, NC 28804
Florida/NELAP Certification #: E87648
North Carolina Drinking Water Certification #: 37712
North Carolina Wastewater Certification #: 40
South Carolina Laboratory ID: 99030
South Carolina Certification #: 99030001
Virginia/VELAP Certification #: 460222

Pace Analytical Services Peachtree Corners

110 Technology Pkwy, Peachtree Corners, GA 30092
Florida DOH Certification #: E87315
Georgia DW Inorganics Certification #: 812
North Carolina Certification #: 381
South Carolina Certification #: 98011001
Virginia Certification #: 460204

This report shall not be reproduced, except in full,
without the written consent of Pace Analytical Services, LLC.

Pace Analytical Services, LLC
9800 Kincey Ave. Suite 100
Huntersville, NC 28078
(704)875-9092

SAMPLE SUMMARY

Project: Hammond AP-1
Pace Project No.: 92731696

Lab ID	Sample ID	Matrix	Date Collected	Date Received
92731696001	**HAM-AP1-EB-01**	Water	05/15/24 16:02	05/17/24 12:55
92731696002	**HAM-AP1-EB-02**	Water	05/15/24 16:20	05/17/24 12:55
92731696003	**HAM-AP1-FB-01**	Water	05/15/24 15:56	05/17/24 12:55
92731696004	**HAM-AP1-FB-02**	Water	05/15/24 17:19	05/17/24 12:55
92731696005	**HAM-AP1-FD-01**	Water	05/15/24 00:00	05/17/24 12:55
92731696006	**HAM-AP1-FD-02**	Water	05/15/24 00:00	05/17/24 12:55
92731696007	**HAM-AS-01**	Water	05/14/24 14:08	05/17/24 12:55
92731696008	**HAM-INW-04**	Water	05/15/24 14:20	05/17/24 12:55
92731696009	**HAM-INW-05**	Water	05/15/24 11:18	05/17/24 12:55
92731696010	**HAM-PT-07**	Water	05/16/24 12:16	05/17/24 12:55
92731696011	**HAM-PT-08**	Water	05/16/24 10:37	05/17/24 12:55
92731696012	**HAM-PT-09**	Water	05/14/24 10:40	05/17/24 12:55
92731696013	**HAM-PT-10**	Water	05/15/24 11:52	05/17/24 12:55
92731696014	**HAM-PT-11**	Water	05/14/24 15:20	05/17/24 12:55
92731696015	**HAM-PT-12**	Water	05/14/24 12:05	05/17/24 12:55
92731696016	**HAM-PT-13**	Water	05/15/24 18:45	05/17/24 12:55
92731696017	**HAM-PT-14**	Water	05/15/24 18:27	05/17/24 12:55
92731696018	**HAM-PT-15**	Water	05/15/24 16:10	05/17/24 12:55

This report shall not be reproduced, except in full,
without the written consent of Pace Analytical Services, LLC.

Pace Analytical Services, LLC
9800 Kincey Ave. Suite 100
Huntersville, NC 28078
(704)875-9092

SAMPLE ANALYTE COUNT

Project: Hammond AP-1
Pace Project No.: 92731696

Lab ID	Sample ID	Method	Analysts	Analytes Reported
92731696001	**HAM-AP1-EB-01**	EPA 6010D	AJM	6
		EPA 6020B	CW1	13
		EPA 7470A	VB	1
		SM 2540C-2015	DL1	1
		SM 2320B-2011	SMS	3
		SM 4500-S2D-2011	JP1	1
		EPA 300.0 Rev 2.1 1993	CDC	3
92731696002	**HAM-AP1-EB-02**	EPA 6010D	AJM	6
		EPA 6020B	CW1	13
		EPA 7470A	VB	1
		SM 2540C-2015	DL1	1
		SM 2320B-2011	SMS	3
		SM 4500-S2D-2011	JP1	1
		EPA 300.0 Rev 2.1 1993	CDC	3
92731696003	**HAM-AP1-FB-01**	EPA 6010D	AJM	6
		EPA 6020B	CW1	13
		EPA 7470A	VB	1
		SM 2540C-2015	DL1	1
		SM 2320B-2011	SMS	3
		SM 4500-S2D-2011	JP1	1
		EPA 300.0 Rev 2.1 1993	CDC	3
92731696004	**HAM-AP1-FB-02**	EPA 6010D	AJM	6
		EPA 6020B	CW1	13
		EPA 7470A	VB	1
		SM 2540C-2015	DL1	1
		SM 2320B-2011	SMS	3
		SM 4500-S2D-2011	JP1	1
		EPA 300.0 Rev 2.1 1993	CDC	3
92731696005	**HAM-AP1-FD-01**	EPA 6010D	AJM	6
		EPA 6020B	CW1	13
		EPA 7470A	VB	1
		SM 2540C-2015	DL1	1
		SM 2320B-2011	SMS	3
		SM 4500-S2D-2011	JP1	1
		EPA 300.0 Rev 2.1 1993	CDC	3
92731696006	**HAM-AP1-FD-02**	EPA 6010D	AJM	6
		EPA 6020B	CW1	13

This report shall not be reproduced, except in full,
without the written consent of Pace Analytical Services, LLC.

Pace Analytical Services, LLC
9800 Kincey Ave. Suite 100
Huntersville, NC 28078
(704)875-9092

SAMPLE ANALYTE COUNT

Project: Hammond AP-1
Pace Project No.: 92731696

Lab ID	Sample ID	Method	Analysts	Analytes Reported
		EPA 7470A	VB	1
		SM 2540C-2015	DL1	1
		SM 2320B-2011	SMS	3
		SM 4500-S2D-2011	JP1	1
		EPA 300.0 Rev 2.1 1993	CDC	3
92731696007	**HAM-AS-01**	EPA 6010D	AJM, DRB	6
		EPA 6020B	CW1	13
		EPA 7470A	VB	1
		SM 2540C-2015	DL1	1
		SM 2320B-2011	SMS	3
		SM 4500-S2D-2011	MDW	1
		EPA 300.0 Rev 2.1 1993	CDC	3
92731696008	**HAM-INW-04**	EPA 6010D	AJM	6
		EPA 6020B	CW1	13
		EPA 7470A	VB	1
		SM 2540C-2015	DL1	1
		SM 2320B-2011	SMS	3
		SM 4500-S2D-2011	JP1	1
		EPA 300.0 Rev 2.1 1993	CDC	3
92731696009	**HAM-INW-05**	EPA 6010D	AJM	6
		EPA 6020B	CW1	13
		EPA 7470A	VB	1
		SM 2540C-2015	DL1	1
		SM 2320B-2011	SMS	3
		SM 4500-S2D-2011	JP1	1
		EPA 300.0 Rev 2.1 1993	CDC	3
92731696010	**HAM-PT-07**	EPA 6010D	AJM	6
		EPA 6020B	CW1	13
		EPA 7470A	VB	1
		SM 2540C-2015	DL1	1
		SM 2320B-2011	SMS	3
		SM 4500-S2D-2011	JP1	1
		EPA 300.0 Rev 2.1 1993	CDC	3
92731696011	**HAM-PT-08**	EPA 6010D	AJM	6
		EPA 6020B	CW1	13
		EPA 7470A	VB	1
		SM 2540C-2015	DL1	1

This report shall not be reproduced, except in full,
without the written consent of Pace Analytical Services, LLC.

Pace Analytical Services, LLC
9800 Kincey Ave. Suite 100
Huntersville, NC 28078
(704)875-9092

SAMPLE ANALYTE COUNT

Project: Hammond AP-1
Pace Project No.: 92731696

Lab ID	Sample ID	Method	Analysts	Analytes Reported
		SM 2320B-2011	SMS	3
		SM 4500-S2D-2011	JP1	1
		EPA 300.0 Rev 2.1 1993	CDC	3
92731696012	**HAM-PT-09**	EPA 6010D	AJM	6
		EPA 6020B	CW1	13
		EPA 7470A	VB	1
		SM 2540C-2015	DL1	1
		SM 2320B-2011	SMS	3
		SM 4500-S2D-2011	MDW	1
		EPA 300.0 Rev 2.1 1993	CDC	3
92731696013	**HAM-PT-10**	EPA 6010D	AJM	6
		EPA 6020B	CW1	13
		EPA 7470A	VB	1
		SM 2540C-2015	DL1	1
		SM 2320B-2011	SMS	3
		SM 4500-S2D-2011	JP1	1
		EPA 300.0 Rev 2.1 1993	CDC	3
92731696014	**HAM-PT-11**	EPA 6010D	AJM	6
		EPA 6020B	CW1	13
		EPA 7470A	VB	1
		SM 2540C-2015	DL1	1
		SM 2320B-2011	SMS	3
		SM 4500-S2D-2011	MDW	1
		EPA 300.0 Rev 2.1 1993	CDC	3
92731696015	**HAM-PT-12**	EPA 6010D	AJM	6
		EPA 6020B	CW1	13
		EPA 7470A	VB	1
		SM 2540C-2015	DL1	1
		SM 2320B-2011	SMS	3
		SM 4500-S2D-2011	MDW	1
		EPA 300.0 Rev 2.1 1993	CDC	3
92731696016	**HAM-PT-13**	EPA 6010D	AJM	6
		EPA 6020B	CW1	13
		EPA 7470A	VB	1
		SM 2540C-2015	DL1	1
		SM 2320B-2011	SMS	3
		SM 4500-S2D-2011	JP1	1

This report shall not be reproduced, except in full,
without the written consent of Pace Analytical Services, LLC.

Pace Analytical Services, LLC
9800 Kincey Ave. Suite 100
Huntersville, NC 28078
(704)875-9092

SAMPLE ANALYTE COUNT

Project: Hammond AP-1
Pace Project No.: 92731696

Lab ID	Sample ID	Method	Analysts	Analytes Reported
		EPA 300.0 Rev 2.1 1993	CDC	3
92731696017	**HAM-PT-14**	EPA 6010D	AJM	6
		EPA 6020B	CW1	13
		EPA 7470A	VB	1
		SM 2540C-2015	DL1	1
		SM 2320B-2011	SMS	3
		SM 4500-S2D-2011	JP1	1
		EPA 300.0 Rev 2.1 1993	CDC	3
92731696018	**HAM-PT-15**	EPA 6010D	AJM, DRB	6
		EPA 6020B	CW1	13
		EPA 7470A	VB	1
		SM 2540C-2015	DL1	1
		SM 2320B-2011	SMS	3
		SM 4500-S2D-2011	JP1	1
		EPA 300.0 Rev 2.1 1993	CDC	3

PASI-A = Pace Analytical Services - Asheville
PASI-GA = Pace Analytical Services - Peachtree Corners, GA

This report shall not be reproduced, except in full,
without the written consent of Pace Analytical Services, LLC.

Pace Analytical Services, LLC
9800 Kincey Ave. Suite 100
Huntersville, NC 28078
(704)875-9092

SUMMARY OF DETECTION

Project: Hammond AP-1
Pace Project No.: 92731696

Lab Sample ID Method	Client Sample ID Parameters	Result	Units	Report Limit	Analyzed	Qualifiers
92731696002	**HAM-AP1-EB-02**					
EPA 6020B	Antimony	0.0013J	mg/L	0.0030	05/22/24 15:20	
92731696005	**HAM-AP1-FD-01**					
EPA 6010D	Iron	0.20	mg/L	0.040	05/23/24 01:21	
EPA 6010D	Manganese	0.70	mg/L	0.040	05/23/24 01:21	
EPA 6010D	Potassium	6.5	mg/L	0.50	05/23/24 01:21	
EPA 6010D	Sodium	8.9	mg/L	1.0	05/23/24 01:21	
EPA 6010D	Calcium	103	mg/L	1.0	05/23/24 01:21	
EPA 6010D	Magnesium	13.8	mg/L	0.050	05/23/24 01:21	
EPA 6020B	Barium	0.053	mg/L	0.0050	05/22/24 15:31	
EPA 6020B	Boron	1.5	mg/L	0.040	05/22/24 15:31	
EPA 6020B	Cobalt	0.0016J	mg/L	0.0050	05/22/24 15:31	
EPA 6020B	Molybdenum	0.090	mg/L	0.010	05/22/24 15:31	
EPA 6020B	Selenium	0.0011J	mg/L	0.0050	05/22/24 15:31	
SM 2540C-2015	Total Dissolved Solids	528	mg/L	25.0	05/20/24 12:18	
SM 2320B-2011	Alkalinity,Bicarbonate (CaCO3)	131	mg/L	5.0	05/21/24 18:48	
SM 2320B-2011	Alkalinity, Total as CaCO3	131	mg/L	5.0	05/21/24 18:48	
EPA 300.0 Rev 2.1 1993	Chloride	49.1	mg/L	1.0	06/12/24 13:41	
EPA 300.0 Rev 2.1 1993	Fluoride	0.19	mg/L	0.10	06/12/24 13:41	
EPA 300.0 Rev 2.1 1993	Sulfate	149	mg/L	3.0	06/12/24 14:39	
92731696006	**HAM-AP1-FD-02**					
EPA 6010D	Iron	7.9	mg/L	0.040	05/23/24 01:24	
EPA 6010D	Manganese	4.6	mg/L	0.040	05/23/24 01:24	
EPA 6010D	Potassium	4.8	mg/L	0.50	05/23/24 01:24	
EPA 6010D	Sodium	6.9	mg/L	1.0	05/23/24 01:24	
EPA 6010D	Calcium	103	mg/L	1.0	05/23/24 01:24	
EPA 6010D	Magnesium	12.8	mg/L	0.050	05/23/24 01:24	
EPA 6020B	Arsenic	0.19	mg/L	0.0050	05/22/24 15:45	
EPA 6020B	Barium	0.042	mg/L	0.0050	05/22/24 15:45	
EPA 6020B	Boron	0.59	mg/L	0.040	05/22/24 15:45	
EPA 6020B	Cobalt	0.031	mg/L	0.0050	05/22/24 15:45	
EPA 6020B	Lithium	0.044	mg/L	0.030	05/22/24 15:45	
EPA 6020B	Molybdenum	0.014	mg/L	0.010	05/22/24 15:45	
SM 2540C-2015	Total Dissolved Solids	491	mg/L	25.0	05/20/24 12:18	
SM 2320B-2011	Alkalinity,Bicarbonate (CaCO3)	138	mg/L	5.0	05/21/24 19:06	
SM 2320B-2011	Alkalinity, Total as CaCO3	138	mg/L	5.0	05/21/24 19:06	
EPA 300.0 Rev 2.1 1993	Chloride	10.1	mg/L	1.0	05/20/24 10:17	
EPA 300.0 Rev 2.1 1993	Fluoride	0.26	mg/L	0.10	05/20/24 10:17	
EPA 300.0 Rev 2.1 1993	Sulfate	189	mg/L	4.0	05/20/24 20:43	
92731696007	**HAM-AS-01**					
EPA 6010D	Sodium	12.4	mg/L	1.0	05/24/24 11:34	
EPA 6010D	Iron	0.11	mg/L	0.040	05/23/24 02:19	
EPA 6010D	Manganese	0.45	mg/L	0.040	05/23/24 02:19	
EPA 6010D	Potassium	13.8	mg/L	0.50	05/23/24 02:19	
EPA 6010D	Calcium	127	mg/L	1.0	05/23/24 02:19	
EPA 6010D	Magnesium	17.1	mg/L	0.050	05/23/24 02:19	
EPA 6020B	Barium	0.075	mg/L	0.0050	05/22/24 16:41	

This report shall not be reproduced, except in full,
without the written consent of Pace Analytical Services, LLC.

Pace Analytical Services, LLC
9800 Kincey Ave. Suite 100
Huntersville, NC 28078
(704)875-9092

SUMMARY OF DETECTION

Project: Hammond AP-1
Pace Project No.: 92731696

Lab Sample ID Method	Client Sample ID Parameters	Result	Units	Report Limit	Analyzed	Qualifiers
92731696007	**HAM-AS-01**					
EPA 6020B	Boron	1.5	mg/L	0.040	05/22/24 16:41	
EPA 6020B	Cobalt	0.00070J	mg/L	0.0050	05/22/24 16:41	
EPA 6020B	Lithium	0.0050J	mg/L	0.030	05/22/24 16:41	
EPA 6020B	Molybdenum	0.082	mg/L	0.010	05/22/24 16:41	
SM 2540C-2015	Total Dissolved Solids	564	mg/L	25.0	05/20/24 12:16	
SM 2320B-2011	Alkalinity,Bicarbonate (CaCO3)	175	mg/L	5.0	05/21/24 16:31	
SM 2320B-2011	Alkalinity, Total as CaCO3	175	mg/L	5.0	05/21/24 16:31	M1
EPA 300.0 Rev 2.1 1993	Chloride	56.9	mg/L	1.0	05/21/24 00:39	M1
EPA 300.0 Rev 2.1 1993	Fluoride	0.20	mg/L	0.10	05/21/24 00:39	
EPA 300.0 Rev 2.1 1993	Sulfate	178	mg/L	4.0	05/21/24 08:01	
92731696008	**HAM-INW-04**					
EPA 6010D	Iron	8.4	mg/L	0.040	05/23/24 01:35	
EPA 6010D	Manganese	4.4	mg/L	0.040	05/23/24 01:35	
EPA 6010D	Potassium	4.8	mg/L	0.50	05/23/24 01:35	
EPA 6010D	Sodium	7.0	mg/L	1.0	05/23/24 01:35	
EPA 6010D	Calcium	107	mg/L	1.0	05/23/24 01:35	
EPA 6010D	Magnesium	13.1	mg/L	0.050	05/23/24 01:35	
EPA 6020B	Arsenic	0.19	mg/L	0.0050	05/22/24 15:49	
EPA 6020B	Barium	0.043	mg/L	0.0050	05/22/24 15:49	
EPA 6020B	Boron	0.59	mg/L	0.040	05/22/24 15:49	
EPA 6020B	Cobalt	0.031	mg/L	0.0050	05/22/24 15:49	
EPA 6020B	Lithium	0.043	mg/L	0.030	05/22/24 15:49	
EPA 6020B	Molybdenum	0.015	mg/L	0.010	05/22/24 15:49	
SM 2540C-2015	Total Dissolved Solids	483	mg/L	25.0	05/20/24 12:19	
SM 2320B-2011	Alkalinity,Bicarbonate (CaCO3)	133	mg/L	5.0	05/21/24 19:16	
SM 2320B-2011	Alkalinity, Total as CaCO3	133	mg/L	5.0	05/21/24 19:16	
EPA 300.0 Rev 2.1 1993	Chloride	9.9	mg/L	1.0	05/21/24 01:48	
EPA 300.0 Rev 2.1 1993	Fluoride	0.28	mg/L	0.10	05/21/24 01:48	
EPA 300.0 Rev 2.1 1993	Sulfate	187	mg/L	4.0	05/21/24 08:42	
92731696009	**HAM-INW-05**					
EPA 6010D	Iron	16.9	mg/L	0.040	05/23/24 01:38	
EPA 6010D	Manganese	3.3	mg/L	0.040	05/23/24 01:38	
EPA 6010D	Potassium	4.7	mg/L	0.50	05/23/24 01:38	
EPA 6010D	Sodium	6.7	mg/L	1.0	05/23/24 01:38	
EPA 6010D	Calcium	101	mg/L	1.0	05/23/24 01:38	
EPA 6010D	Magnesium	11.8	mg/L	0.050	05/23/24 01:38	
EPA 6020B	Arsenic	0.23	mg/L	0.0050	05/22/24 15:53	
EPA 6020B	Barium	0.033	mg/L	0.0050	05/22/24 15:53	
EPA 6020B	Beryllium	0.00012J	mg/L	0.00050	05/22/24 15:53	
EPA 6020B	Boron	0.51	mg/L	0.040	05/22/24 15:53	
EPA 6020B	Cobalt	0.026	mg/L	0.0050	05/22/24 15:53	
EPA 6020B	Lithium	0.057	mg/L	0.030	05/22/24 15:53	
EPA 6020B	Molybdenum	0.0096J	mg/L	0.010	05/22/24 15:53	
SM 2540C-2015	Total Dissolved Solids	456	mg/L	25.0	05/20/24 12:20	
SM 2320B-2011	Alkalinity,Bicarbonate (CaCO3)	123	mg/L	5.0	05/21/24 19:25	
SM 2320B-2011	Alkalinity, Total as CaCO3	123	mg/L	5.0	05/21/24 19:25	

This report shall not be reproduced, except in full,
without the written consent of Pace Analytical Services, LLC.

Pace Analytical Services, LLC
9800 Kincey Ave. Suite 100
Huntersville, NC 28078
(704)875-9092

SUMMARY OF DETECTION

Project: Hammond AP-1
Pace Project No.: 92731696

Lab Sample ID Method	Client Sample ID Parameters	Result	Units	Report Limit	Analyzed	Qualifiers
92731696009	**HAM-INW-05**					
EPA 300.0 Rev 2.1 1993	Chloride	6.9	mg/L	1.0	05/21/24 02:02	
EPA 300.0 Rev 2.1 1993	Fluoride	0.37	mg/L	0.10	05/21/24 02:02	
EPA 300.0 Rev 2.1 1993	Sulfate	181	mg/L	4.0	05/21/24 08:56	
92731696010	**HAM-PT-07**					
EPA 6010D	Iron	15.7	mg/L	0.040	05/23/24 01:41	
EPA 6010D	Manganese	3.4	mg/L	0.040	05/23/24 01:41	
EPA 6010D	Potassium	4.9	mg/L	0.50	05/23/24 01:41	
EPA 6010D	Sodium	7.0	mg/L	1.0	05/23/24 01:41	
EPA 6010D	Calcium	96.0	mg/L	1.0	05/23/24 01:41	
EPA 6010D	Magnesium	12.1	mg/L	0.050	05/23/24 01:41	
EPA 6020B	Arsenic	0.27	mg/L	0.0050	05/22/24 15:56	
EPA 6020B	Barium	0.034	mg/L	0.0050	05/22/24 15:56	
EPA 6020B	Boron	0.50	mg/L	0.040	05/22/24 15:56	
EPA 6020B	Cobalt	0.052	mg/L	0.0050	05/22/24 15:56	
EPA 6020B	Lithium	0.056	mg/L	0.030	05/22/24 15:56	
EPA 6020B	Molybdenum	0.0093J	mg/L	0.010	05/22/24 15:56	
SM 2540C-2015	Total Dissolved Solids	450	mg/L	25.0	05/20/24 12:22	
SM 2320B-2011	Alkalinity,Bicarbonate (CaCO3)	116	mg/L	5.0	05/28/24 17:56	
SM 2320B-2011	Alkalinity, Total as CaCO3	116	mg/L	5.0	05/28/24 17:56	
EPA 300.0 Rev 2.1 1993	Chloride	10	mg/L	1.0	05/21/24 02:16	
EPA 300.0 Rev 2.1 1993	Fluoride	0.31	mg/L	0.10	05/21/24 02:16	
EPA 300.0 Rev 2.1 1993	Sulfate	171	mg/L	4.0	05/21/24 09:10	
92731696011	**HAM-PT-08**					
EPA 6010D	Iron	8.0	mg/L	0.040	05/23/24 01:45	
EPA 6010D	Manganese	3.3	mg/L	0.040	05/23/24 01:45	
EPA 6010D	Potassium	4.8	mg/L	0.50	05/23/24 01:45	
EPA 6010D	Sodium	7.2	mg/L	1.0	05/23/24 01:45	
EPA 6010D	Calcium	89.4	mg/L	1.0	05/23/24 01:45	
EPA 6010D	Magnesium	11.5	mg/L	0.050	05/23/24 01:45	
EPA 6020B	Arsenic	0.23	mg/L	0.0050	05/22/24 16:00	
EPA 6020B	Barium	0.041	mg/L	0.0050	05/22/24 16:00	
EPA 6020B	Boron	0.73	mg/L	0.040	05/22/24 16:00	
EPA 6020B	Cobalt	0.046	mg/L	0.0050	05/22/24 16:00	
EPA 6020B	Lead	0.0079	mg/L	0.0010	05/22/24 16:00	
EPA 6020B	Lithium	0.010J	mg/L	0.030	05/22/24 16:00	
EPA 6020B	Molybdenum	0.017	mg/L	0.010	05/22/24 16:00	
SM 2540C-2015	Total Dissolved Solids	410	mg/L	25.0	05/20/24 12:22	
SM 2320B-2011	Alkalinity,Bicarbonate (CaCO3)	104	mg/L	5.0	05/28/24 18:06	
SM 2320B-2011	Alkalinity, Total as CaCO3	104	mg/L	5.0	05/28/24 18:06	
EPA 300.0 Rev 2.1 1993	Chloride	16.7	mg/L	1.0	05/21/24 20:59	
EPA 300.0 Rev 2.1 1993	Fluoride	0.19	mg/L	0.10	05/21/24 20:59	
EPA 300.0 Rev 2.1 1993	Sulfate	159	mg/L	4.0	05/22/24 07:35	
92731696012	**HAM-PT-09**					
EPA 6010D	Iron	0.42	mg/L	0.040	05/23/24 01:48	
EPA 6010D	Manganese	0.19	mg/L	0.040	05/23/24 01:48	
EPA 6010D	Potassium	6.1	mg/L	0.50	05/23/24 01:48	

This report shall not be reproduced, except in full,
without the written consent of Pace Analytical Services, LLC.

Pace Analytical Services, LLC
9800 Kincey Ave. Suite 100
Huntersville, NC 28078
(704)875-9092

SUMMARY OF DETECTION

Project: Hammond AP-1
Pace Project No.: 92731696

Lab Sample ID Method	Client Sample ID Parameters	Result	Units	Report Limit	Analyzed	Qualifiers
92731696012	**HAM-PT-09**					
EPA 6010D	Sodium	9.3	mg/L	1.0	05/23/24 01:48	
EPA 6010D	Calcium	82.8	mg/L	1.0	05/23/24 01:48	
EPA 6010D	Magnesium	23.7	mg/L	0.050	05/23/24 01:48	
EPA 6020B	Barium	0.058	mg/L	0.0050	05/22/24 16:04	
EPA 6020B	Boron	1.4	mg/L	0.040	05/22/24 16:04	
EPA 6020B	Cadmium	0.00015J	mg/L	0.00050	05/22/24 16:04	
EPA 6020B	Cobalt	0.0012J	mg/L	0.0050	05/22/24 16:04	
EPA 6020B	Lead	0.00017J	mg/L	0.0010	05/22/24 16:04	
EPA 6020B	Molybdenum	0.27	mg/L	0.010	05/22/24 16:04	
SM 2540C-2015	Total Dissolved Solids	436	mg/L	25.0	05/20/24 12:17	
SM 2320B-2011	Alkalinity,Bicarbonate (CaCO3)	139	mg/L	5.0	05/21/24 17:10	
SM 2320B-2011	Alkalinity, Total as CaCO3	139	mg/L	5.0	05/21/24 17:10	M1
EPA 300.0 Rev 2.1 1993	Chloride	44.4	mg/L	1.0	05/21/24 02:29	
EPA 300.0 Rev 2.1 1993	Fluoride	0.37	mg/L	0.10	05/21/24 02:29	
EPA 300.0 Rev 2.1 1993	Sulfate	130	mg/L	3.0	05/21/24 10:07	M1
92731696013	**HAM-PT-10**					
EPA 6010D	Iron	0.24	mg/L	0.040	05/23/24 01:51	
EPA 6010D	Manganese	0.74	mg/L	0.040	05/23/24 01:51	
EPA 6010D	Potassium	6.7	mg/L	0.50	05/23/24 01:51	
EPA 6010D	Sodium	9.2	mg/L	1.0	05/23/24 01:51	
EPA 6010D	Calcium	108	mg/L	1.0	05/23/24 01:51	
EPA 6010D	Magnesium	14.3	mg/L	0.050	05/23/24 01:51	
EPA 6020B	Barium	0.054	mg/L	0.0050	05/22/24 16:07	
EPA 6020B	Boron	1.5	mg/L	0.040	05/22/24 16:07	
EPA 6020B	Cobalt	0.0016J	mg/L	0.0050	05/22/24 16:07	
EPA 6020B	Molybdenum	0.092	mg/L	0.010	05/22/24 16:07	
SM 2540C-2015	Total Dissolved Solids	503	mg/L	25.0	05/20/24 12:20	
SM 2320B-2011	Alkalinity,Bicarbonate (CaCO3)	132	mg/L	5.0	05/21/24 19:35	
SM 2320B-2011	Alkalinity, Total as CaCO3	132	mg/L	5.0	05/21/24 19:35	
EPA 300.0 Rev 2.1 1993	Chloride	50.1	mg/L	1.0	05/21/24 03:11	
EPA 300.0 Rev 2.1 1993	Fluoride	0.22	mg/L	0.10	05/21/24 03:11	
EPA 300.0 Rev 2.1 1993	Sulfate	146	mg/L	3.0	05/21/24 10:48	
92731696014	**HAM-PT-11**					
EPA 6010D	Manganese	0.28	mg/L	0.040	05/23/24 01:55	
EPA 6010D	Potassium	6.0	mg/L	0.50	05/23/24 01:55	
EPA 6010D	Sodium	8.8	mg/L	1.0	05/23/24 01:55	
EPA 6010D	Calcium	90.9	mg/L	1.0	05/23/24 01:55	
EPA 6010D	Magnesium	16.2	mg/L	0.050	05/23/24 01:55	
EPA 6020B	Barium	0.057	mg/L	0.0050	05/22/24 16:11	
EPA 6020B	Boron	1.6	mg/L	0.040	05/22/24 16:11	
EPA 6020B	Cadmium	0.00013J	mg/L	0.00050	05/22/24 16:11	
EPA 6020B	Cobalt	0.0016J	mg/L	0.0050	05/22/24 16:11	
EPA 6020B	Molybdenum	0.24	mg/L	0.010	05/22/24 16:11	
SM 2540C-2015	Total Dissolved Solids	441	mg/L	25.0	05/20/24 12:17	
SM 2320B-2011	Alkalinity,Bicarbonate (CaCO3)	125	mg/L	5.0	05/21/24 17:33	
SM 2320B-2011	Alkalinity, Total as CaCO3	125	mg/L	5.0	05/21/24 17:33	

This report shall not be reproduced, except in full,
without the written consent of Pace Analytical Services, LLC.

Pace Analytical Services, LLC
9800 Kincey Ave. Suite 100
Huntersville, NC 28078
(704)875-9092

SUMMARY OF DETECTION

Project: Hammond AP-1
Pace Project No.: 92731696

Lab Sample ID Method	Client Sample ID Parameters	Result	Units	Report Limit	Analyzed	Qualifiers
92731696014	**HAM-PT-11**					
EPA 300.0 Rev 2.1 1993	Chloride	41.4	mg/L	1.0	05/21/24 03:25	
EPA 300.0 Rev 2.1 1993	Fluoride	0.34	mg/L	0.10	05/21/24 03:25	
EPA 300.0 Rev 2.1 1993	Sulfate	122	mg/L	3.0	05/21/24 11:03	
92731696015	**HAM-PT-12**					
EPA 6010D	Iron	0.33	mg/L	0.040	05/23/24 01:59	
EPA 6010D	Manganese	1.0	mg/L	0.040	05/23/24 01:59	
EPA 6010D	Potassium	6.8	mg/L	0.50	05/23/24 01:59	
EPA 6010D	Sodium	11.8	mg/L	1.0	05/23/24 01:59	
EPA 6010D	Calcium	99.7	mg/L	1.0	05/23/24 01:59	
EPA 6010D	Magnesium	16.6	mg/L	0.050	05/23/24 01:59	
EPA 6020B	Barium	0.069	mg/L	0.0050	05/22/24 16:15	
EPA 6020B	Boron	1.6	mg/L	0.040	05/22/24 16:15	
EPA 6020B	Cadmium	0.00014J	mg/L	0.00050	05/22/24 16:15	
EPA 6020B	Cobalt	0.0044J	mg/L	0.0050	05/22/24 16:15	
EPA 6020B	Lead	0.00017J	mg/L	0.0010	05/22/24 16:15	
EPA 6020B	Molybdenum	0.085	mg/L	0.010	05/22/24 16:15	
SM 2540C-2015	Total Dissolved Solids	523	mg/L	25.0	05/20/24 12:17	
SM 2320B-2011	Alkalinity,Bicarbonate (CaCO3)	129	mg/L	5.0	05/21/24 17:51	
SM 2320B-2011	Alkalinity, Total as CaCO3	129	mg/L	5.0	05/21/24 17:51	
EPA 300.0 Rev 2.1 1993	Chloride	50.3	mg/L	1.0	05/21/24 03:38	
EPA 300.0 Rev 2.1 1993	Fluoride	0.20	mg/L	0.10	05/21/24 03:38	
EPA 300.0 Rev 2.1 1993	Sulfate	125	mg/L	3.0	05/21/24 11:17	
92731696016	**HAM-PT-13**					
EPA 6010D	Iron	15.0	mg/L	0.040	05/23/24 02:02	
EPA 6010D	Manganese	3.6	mg/L	0.040	05/23/24 02:02	
EPA 6010D	Potassium	5.0	mg/L	0.50	05/23/24 02:02	
EPA 6010D	Sodium	7.8	mg/L	1.0	05/23/24 02:02	
EPA 6010D	Calcium	99.2	mg/L	1.0	05/23/24 02:02	
EPA 6010D	Magnesium	12.0	mg/L	0.050	05/23/24 02:02	
EPA 6020B	Arsenic	0.29	mg/L	0.0050	05/22/24 16:19	
EPA 6020B	Barium	0.033	mg/L	0.0050	05/22/24 16:19	
EPA 6020B	Boron	0.52	mg/L	0.040	05/22/24 16:19	
EPA 6020B	Cobalt	0.024	mg/L	0.0050	05/22/24 16:19	
EPA 6020B	Lithium	0.058	mg/L	0.030	05/22/24 16:19	
EPA 6020B	Molybdenum	0.0087J	mg/L	0.010	05/22/24 16:19	
SM 2540C-2015	Total Dissolved Solids	459	mg/L	25.0	05/20/24 12:21	
SM 2320B-2011	Alkalinity,Bicarbonate (CaCO3)	111	mg/L	5.0	05/21/24 19:44	
SM 2320B-2011	Alkalinity, Total as CaCO3	111	mg/L	5.0	05/21/24 19:44	
EPA 300.0 Rev 2.1 1993	Chloride	9.5	mg/L	1.0	05/21/24 04:20	
EPA 300.0 Rev 2.1 1993	Fluoride	0.34	mg/L	0.10	05/21/24 04:20	
EPA 300.0 Rev 2.1 1993	Sulfate	190	mg/L	4.0	05/21/24 11:31	
92731696017	**HAM-PT-14**					
EPA 6010D	Iron	14.9	mg/L	0.040	05/23/24 02:05	
EPA 6010D	Manganese	3.1	mg/L	0.040	05/23/24 02:05	
EPA 6010D	Potassium	5.0	mg/L	0.50	05/23/24 02:05	
EPA 6010D	Sodium	6.7	mg/L	1.0	05/23/24 02:05	

This report shall not be reproduced, except in full,
without the written consent of Pace Analytical Services, LLC.

Pace Analytical Services, LLC
9800 Kincey Ave. Suite 100
Huntersville, NC 28078
(704)875-9092

SUMMARY OF DETECTION

Project: Hammond AP-1
Pace Project No.: 92731696

Lab Sample ID Method	Client Sample ID Parameters	Result	Units	Report Limit	Analyzed	Qualifiers
92731696017	**HAM-PT-14**					
EPA 6010D	Calcium	97.4	mg/L	1.0	05/23/24 02:05	
EPA 6010D	Magnesium	12.7	mg/L	0.050	05/23/24 02:05	
EPA 6020B	Arsenic	0.21	mg/L	0.0050	05/22/24 16:33	
EPA 6020B	Barium	0.038	mg/L	0.0050	05/22/24 16:33	
EPA 6020B	Beryllium	0.00016J	mg/L	0.00050	05/22/24 16:33	
EPA 6020B	Boron	0.51	mg/L	0.040	05/22/24 16:33	
EPA 6020B	Cobalt	0.020	mg/L	0.0050	05/22/24 16:33	
EPA 6020B	Lead	0.00046J	mg/L	0.0010	05/22/24 16:33	
EPA 6020B	Lithium	0.051	mg/L	0.030	05/22/24 16:33	
EPA 6020B	Molybdenum	0.011	mg/L	0.010	05/22/24 16:33	
SM 2540C-2015	Total Dissolved Solids	461	mg/L	25.0	05/20/24 12:21	
SM 2320B-2011	Alkalinity,Bicarbonate (CaCO3)	121	mg/L	5.0	05/21/24 19:53	
SM 2320B-2011	Alkalinity, Total as CaCO3	121	mg/L	5.0	05/21/24 19:53	
EPA 300.0 Rev 2.1 1993	Chloride	10.5	mg/L	1.0	05/21/24 04:34	
EPA 300.0 Rev 2.1 1993	Fluoride	0.26	mg/L	0.10	05/21/24 04:34	
EPA 300.0 Rev 2.1 1993	Sulfate	175	mg/L	4.0	05/21/24 11:44	
92731696018	**HAM-PT-15**					
EPA 6010D	Sodium	8.1	mg/L	1.0	05/24/24 11:31	
EPA 6010D	Iron	9.2	mg/L	0.040	05/23/24 02:16	
EPA 6010D	Manganese	5.7	mg/L	0.040	05/23/24 02:16	
EPA 6010D	Potassium	5.3	mg/L	0.50	05/23/24 02:16	
EPA 6010D	Calcium	141	mg/L	1.0	05/23/24 02:16	
EPA 6010D	Magnesium	16.1	mg/L	0.050	05/23/24 02:16	
EPA 6020B	Arsenic	0.39	mg/L	0.0050	05/22/24 16:37	
EPA 6020B	Barium	0.043	mg/L	0.0050	05/22/24 16:37	
EPA 6020B	Boron	0.76	mg/L	0.040	05/22/24 16:37	
EPA 6020B	Cobalt	0.059	mg/L	0.0050	05/22/24 16:37	
EPA 6020B	Lithium	0.047	mg/L	0.030	05/22/24 16:37	
EPA 6020B	Molybdenum	0.021	mg/L	0.010	05/22/24 16:37	
SM 2540C-2015	Total Dissolved Solids	639	mg/L	25.0	05/20/24 12:22	
SM 2320B-2011	Alkalinity,Bicarbonate (CaCO3)	134	mg/L	5.0	05/21/24 20:02	
SM 2320B-2011	Alkalinity, Total as CaCO3	134	mg/L	5.0	05/21/24 20:02	
EPA 300.0 Rev 2.1 1993	Chloride	12.6	mg/L	1.0	05/21/24 04:48	
EPA 300.0 Rev 2.1 1993	Fluoride	0.35	mg/L	0.10	05/21/24 04:48	
EPA 300.0 Rev 2.1 1993	Sulfate	271	mg/L	6.0	05/21/24 11:58	

This report shall not be reproduced, except in full,
without the written consent of Pace Analytical Services, LLC.

Pace Analytical Services, LLC
9800 Kincey Ave. Suite 100
Huntersville, NC 28078
(704)875-9092

ANALYTICAL RESULTS

Project: Hammond AP-1
Pace Project No.: 92731696

Sample: HAM-AP1-EB-01 **Lab ID: 92731696001** Collected: 05/15/24 16:02 Received: 05/17/24 12:55 Matrix: Water

Parameters	Results	Units	Report Limit	MDL	DF	Prepared	Analyzed	CAS No.	Qual
6010D ATL ICP	Analytical Method: EPA 6010D Preparation Method: EPA 3010A								
	Pace Analytical Services - Peachtree Corners, GA								
Iron	ND	mg/L	0.040	0.025	1	05/18/24 14:09	05/23/24 00:56	7439-89-6	
Manganese	ND	mg/L	0.040	0.011	1	05/18/24 14:09	05/23/24 00:56	7439-96-5	
Potassium	ND	mg/L	0.50	0.15	1	05/18/24 14:09	05/23/24 00:56	7440-09-7	
Sodium	ND	mg/L	1.0	0.58	1	05/18/24 14:09	05/23/24 00:56	7440-23-5	
Calcium	ND	mg/L	1.0	0.12	1	05/18/24 14:09	05/23/24 00:56	7440-70-2	
Magnesium	ND	mg/L	0.050	0.012	1	05/18/24 14:09	05/23/24 00:56	7439-95-4	
6020 MET ICPMS	Analytical Method: EPA 6020B Preparation Method: EPA 3005A								
	Pace Analytical Services - Peachtree Corners, GA								
Antimony	ND	mg/L	0.0030	0.00054	1	05/18/24 14:00	05/22/24 15:05	7440-36-0	
Arsenic	ND	mg/L	0.0050	0.00084	1	05/18/24 14:00	05/22/24 15:05	7440-38-2	
Barium	ND	mg/L	0.0050	0.00047	1	05/18/24 14:00	05/22/24 15:05	7440-39-3	
Beryllium	ND	mg/L	0.00050	0.000094	1	05/18/24 14:00	05/22/24 15:05	7440-41-7	
Boron	ND	mg/L	0.040	0.012	1	05/18/24 14:00	05/22/24 15:05	7440-42-8	
Cadmium	ND	mg/L	0.00050	0.00010	1	05/18/24 14:00	05/22/24 15:05	7440-43-9	
Chromium	ND	mg/L	0.0050	0.0019	1	05/18/24 14:00	05/22/24 15:05	7440-47-3	
Cobalt	ND	mg/L	0.0050	0.00032	1	05/18/24 14:00	05/22/24 15:05	7440-48-4	
Lead	ND	mg/L	0.0010	0.00016	1	05/18/24 14:00	05/22/24 15:05	7439-92-1	
Lithium	ND	mg/L	0.030	0.0016	1	05/18/24 14:00	05/22/24 15:05	7439-93-2	
Molybdenum	ND	mg/L	0.010	0.00062	1	05/18/24 14:00	05/22/24 15:05	7439-98-7	
Selenium	ND	mg/L	0.0050	0.00096	1	05/18/24 14:00	05/22/24 15:05	7782-49-2	
Thallium	ND	mg/L	0.0010	0.00038	1	05/18/24 14:00	05/22/24 15:05	7440-28-0	
7470 Mercury	Analytical Method: EPA 7470A Preparation Method: EPA 7470A								
	Pace Analytical Services - Peachtree Corners, GA								
Mercury	ND	mg/L	0.00020	0.00013	1	05/24/24 08:30	05/24/24 12:35	7439-97-6	
2540C Total Dissolved Solids	Analytical Method: SM 2540C-2015								
	Pace Analytical Services - Peachtree Corners, GA								
Total Dissolved Solids	ND	mg/L	25.0	25.0	1		05/20/24 12:17		
2320B Alkalinity	Analytical Method: SM 2320B-2011								
	Pace Analytical Services - Asheville								
Alkalinity,Bicarbonate (CaCO3)	ND	mg/L	5.0	5.0	1		05/21/24 18:33		
Alkalinity,Carbonate (CaCO3)	ND	mg/L	5.0	5.0	1		05/21/24 18:33		
Alkalinity, Total as CaCO3	ND	mg/L	5.0	5.0	1		05/21/24 18:33		
4500S2D Sulfide Water	Analytical Method: SM 4500-S2D-2011								
	Pace Analytical Services - Asheville								
Sulfide	ND	mg/L	0.10	0.022	1		05/22/24 05:09	18496-25-8	
300.0 IC Anions 28 Days	Analytical Method: EPA 300.0 Rev 2.1 1993								
	Pace Analytical Services - Asheville								
Chloride	ND	mg/L	1.0	0.60	1		05/20/24 01:22	16887-00-6	

This report shall not be reproduced, except in full,
without the written consent of Pace Analytical Services, LLC.

Pace Analytical Services, LLC
9800 Kincey Ave. Suite 100
Huntersville, NC 28078
(704)875-9092

ANALYTICAL RESULTS

Project: Hammond AP-1
Pace Project No.: 92731696

Sample: HAM-AP1-EB-01 **Lab ID: 92731696001** Collected: 05/15/24 16:02 Received: 05/17/24 12:55 Matrix: Water

Parameters	Results	Units	Report Limit	MDL	DF	Prepared	Analyzed	CAS No.	Qual
300.0 IC Anions 28 Days	Analytical Method: EPA 300.0 Rev 2.1 1993 Pace Analytical Services - Asheville								
Fluoride	ND	mg/L	0.10	0.050	1		05/20/24 01:22	16984-48-8	
Sulfate	ND	mg/L	1.0	0.50	1		05/20/24 01:22	14808-79-8	

This report shall not be reproduced, except in full,
without the written consent of Pace Analytical Services, LLC.

Pace Analytical Services, LLC
9800 Kincey Ave. Suite 100
Huntersville, NC 28078
(704)875-9092

ANALYTICAL RESULTS

Project: Hammond AP-1
Pace Project No.: 92731696

Sample: HAM-AP1-EB-02 **Lab ID: 92731696002** Collected: 05/15/24 16:20 Received: 05/17/24 12:55 Matrix: Water

Parameters	Results	Units	Report Limit	MDL	DF	Prepared	Analyzed	CAS No.	Qual
6010D ATL ICP	Analytical Method: EPA 6010D Preparation Method: EPA 3010A								
	Pace Analytical Services - Peachtree Corners, GA								
Iron	ND	mg/L	0.040	0.025	1	05/18/24 14:09	05/23/24 01:09	7439-89-6	
Manganese	ND	mg/L	0.040	0.011	1	05/18/24 14:09	05/23/24 01:09	7439-96-5	
Potassium	ND	mg/L	0.50	0.15	1	05/18/24 14:09	05/23/24 01:09	7440-09-7	
Sodium	ND	mg/L	1.0	0.58	1	05/18/24 14:09	05/23/24 01:09	7440-23-5	
Calcium	ND	mg/L	1.0	0.12	1	05/18/24 14:09	05/23/24 01:09	7440-70-2	
Magnesium	ND	mg/L	0.050	0.012	1	05/18/24 14:09	05/23/24 01:09	7439-95-4	
6020 MET ICPMS	Analytical Method: EPA 6020B Preparation Method: EPA 3005A								
	Pace Analytical Services - Peachtree Corners, GA								
Antimony	**0.0013J**	mg/L	0.0030	0.00054	1	05/18/24 14:00	05/22/24 15:20	7440-36-0	
Arsenic	ND	mg/L	0.0050	0.00084	1	05/18/24 14:00	05/22/24 15:20	7440-38-2	
Barium	ND	mg/L	0.0050	0.00047	1	05/18/24 14:00	05/22/24 15:20	7440-39-3	
Beryllium	ND	mg/L	0.00050	0.000094	1	05/18/24 14:00	05/22/24 15:20	7440-41-7	
Boron	ND	mg/L	0.040	0.012	1	05/18/24 14:00	05/22/24 15:20	7440-42-8	
Cadmium	ND	mg/L	0.00050	0.00010	1	05/18/24 14:00	05/22/24 15:20	7440-43-9	
Chromium	ND	mg/L	0.0050	0.0019	1	05/18/24 14:00	05/22/24 15:20	7440-47-3	
Cobalt	ND	mg/L	0.0050	0.00032	1	05/18/24 14:00	05/22/24 15:20	7440-48-4	
Lead	ND	mg/L	0.0010	0.00016	1	05/18/24 14:00	05/22/24 15:20	7439-92-1	
Lithium	ND	mg/L	0.030	0.0016	1	05/18/24 14:00	05/22/24 15:20	7439-93-2	
Molybdenum	ND	mg/L	0.010	0.00062	1	05/18/24 14:00	05/22/24 15:20	7439-98-7	
Selenium	ND	mg/L	0.0050	0.00096	1	05/18/24 14:00	05/22/24 15:20	7782-49-2	
Thallium	ND	mg/L	0.0010	0.00038	1	05/18/24 14:00	05/22/24 15:20	7440-28-0	
7470 Mercury	Analytical Method: EPA 7470A Preparation Method: EPA 7470A								
	Pace Analytical Services - Peachtree Corners, GA								
Mercury	ND	mg/L	0.00020	0.00013	1	05/24/24 08:30	05/24/24 12:38	7439-97-6	
2540C Total Dissolved Solids	Analytical Method: SM 2540C-2015								
	Pace Analytical Services - Peachtree Corners, GA								
Total Dissolved Solids	ND	mg/L	25.0	25.0	1		05/20/24 12:18		
2320B Alkalinity	Analytical Method: SM 2320B-2011								
	Pace Analytical Services - Asheville								
Alkalinity,Bicarbonate (CaCO3)	ND	mg/L	5.0	5.0	1		05/21/24 18:37		
Alkalinity,Carbonate (CaCO3)	ND	mg/L	5.0	5.0	1		05/21/24 18:37		
Alkalinity, Total as CaCO3	ND	mg/L	5.0	5.0	1		05/21/24 18:37		
4500S2D Sulfide Water	Analytical Method: SM 4500-S2D-2011								
	Pace Analytical Services - Asheville								
Sulfide	ND	mg/L	0.10	0.022	1		05/22/24 05:19	18496-25-8	
300.0 IC Anions 28 Days	Analytical Method: EPA 300.0 Rev 2.1 1993								
	Pace Analytical Services - Asheville								
Chloride	ND	mg/L	1.0	0.60	1		05/20/24 01:37	16887-00-6	

This report shall not be reproduced, except in full,
without the written consent of Pace Analytical Services, LLC.

Pace Analytical Services, LLC
9800 Kincey Ave. Suite 100
Huntersville, NC 28078
(704)875-9092

ANALYTICAL RESULTS

Project: Hammond AP-1
Pace Project No.: 92731696

Sample: HAM-AP1-EB-02 **Lab ID: 92731696002** Collected: 05/15/24 16:20 Received: 05/17/24 12:55 Matrix: Water

Parameters	Results	Units	Report Limit	MDL	DF	Prepared	Analyzed	CAS No.	Qual
300.0 IC Anions 28 Days	Analytical Method: EPA 300.0 Rev 2.1 1993 Pace Analytical Services - Asheville								
Fluoride	ND	mg/L	0.10	0.050	1		05/20/24 01:37	16984-48-8	
Sulfate	ND	mg/L	1.0	0.50	1		05/20/24 01:37	14808-79-8	

This report shall not be reproduced, except in full,
without the written consent of Pace Analytical Services, LLC.

Pace Analytical Services, LLC
9800 Kincey Ave. Suite 100
Huntersville, NC 28078
(704)875-9092

ANALYTICAL RESULTS

Project: Hammond AP-1
Pace Project No.: 92731696

Sample: HAM-AP1-FB-01 **Lab ID: 92731696003** Collected: 05/15/24 15:56 Received: 05/17/24 12:55 Matrix: Water

Parameters	Results	Units	Report Limit	MDL	DF	Prepared	Analyzed	CAS No.	Qual
6010D ATL ICP	Analytical Method: EPA 6010D Preparation Method: EPA 3010A								
	Pace Analytical Services - Peachtree Corners, GA								
Iron	ND	mg/L	0.040	0.025	1	05/18/24 14:09	05/23/24 01:13	7439-89-6	
Manganese	ND	mg/L	0.040	0.011	1	05/18/24 14:09	05/23/24 01:13	7439-96-5	
Potassium	ND	mg/L	0.50	0.15	1	05/18/24 14:09	05/23/24 01:13	7440-09-7	
Sodium	ND	mg/L	1.0	0.58	1	05/18/24 14:09	05/23/24 01:13	7440-23-5	
Calcium	ND	mg/L	1.0	0.12	1	05/18/24 14:09	05/23/24 01:13	7440-70-2	
Magnesium	ND	mg/L	0.050	0.012	1	05/18/24 14:09	05/23/24 01:13	7439-95-4	
6020 MET ICPMS	Analytical Method: EPA 6020B Preparation Method: EPA 3005A								
	Pace Analytical Services - Peachtree Corners, GA								
Antimony	ND	mg/L	0.0030	0.00054	1	05/18/24 14:00	05/22/24 15:24	7440-36-0	
Arsenic	ND	mg/L	0.0050	0.00084	1	05/18/24 14:00	05/22/24 15:24	7440-38-2	
Barium	ND	mg/L	0.0050	0.00047	1	05/18/24 14:00	05/22/24 15:24	7440-39-3	
Beryllium	ND	mg/L	0.00050	0.000094	1	05/18/24 14:00	05/22/24 15:24	7440-41-7	
Boron	ND	mg/L	0.040	0.012	1	05/18/24 14:00	05/22/24 15:24	7440-42-8	
Cadmium	ND	mg/L	0.00050	0.00010	1	05/18/24 14:00	05/22/24 15:24	7440-43-9	
Chromium	ND	mg/L	0.0050	0.0019	1	05/18/24 14:00	05/22/24 15:24	7440-47-3	
Cobalt	ND	mg/L	0.0050	0.00032	1	05/18/24 14:00	05/22/24 15:24	7440-48-4	
Lead	ND	mg/L	0.0010	0.00016	1	05/18/24 14:00	05/22/24 15:24	7439-92-1	
Lithium	ND	mg/L	0.030	0.0016	1	05/18/24 14:00	05/22/24 15:24	7439-93-2	
Molybdenum	ND	mg/L	0.010	0.00062	1	05/18/24 14:00	05/22/24 15:24	7439-98-7	
Selenium	ND	mg/L	0.0050	0.00096	1	05/18/24 14:00	05/22/24 15:24	7782-49-2	
Thallium	ND	mg/L	0.0010	0.00038	1	05/18/24 14:00	05/22/24 15:24	7440-28-0	
7470 Mercury	Analytical Method: EPA 7470A Preparation Method: EPA 7470A								
	Pace Analytical Services - Peachtree Corners, GA								
Mercury	ND	mg/L	0.00020	0.00013	1	05/24/24 08:30	05/24/24 12:48	7439-97-6	
2540C Total Dissolved Solids	Analytical Method: SM 2540C-2015								
	Pace Analytical Services - Peachtree Corners, GA								
Total Dissolved Solids	ND	mg/L	25.0	25.0	1		05/20/24 12:18		
2320B Alkalinity	Analytical Method: SM 2320B-2011								
	Pace Analytical Services - Asheville								
Alkalinity,Bicarbonate (CaCO3)	ND	mg/L	5.0	5.0	1		05/21/24 18:41		
Alkalinity,Carbonate (CaCO3)	ND	mg/L	5.0	5.0	1		05/21/24 18:41		
Alkalinity, Total as CaCO3	ND	mg/L	5.0	5.0	1		05/21/24 18:41		
4500S2D Sulfide Water	Analytical Method: SM 4500-S2D-2011								
	Pace Analytical Services - Asheville								
Sulfide	ND	mg/L	0.10	0.022	1		05/22/24 05:10	18496-25-8	
300.0 IC Anions 28 Days	Analytical Method: EPA 300.0 Rev 2.1 1993								
	Pace Analytical Services - Asheville								
Chloride	ND	mg/L	1.0	0.60	1		06/12/24 13:26	16887-00-6	

This report shall not be reproduced, except in full,
without the written consent of Pace Analytical Services, LLC.

Pace Analytical Services, LLC
9800 Kincey Ave. Suite 100
Huntersville, NC 28078
(704)875-9092

ANALYTICAL RESULTS

Project: Hammond AP-1
Pace Project No.: 92731696

Sample: HAM-AP1-FB-01 **Lab ID: 92731696003** Collected: 05/15/24 15:56 Received: 05/17/24 12:55 Matrix: Water

Parameters	Results	Units	Report Limit	MDL	DF	Prepared	Analyzed	CAS No.	Qual
300.0 IC Anions 28 Days	Analytical Method: EPA 300.0 Rev 2.1 1993 Pace Analytical Services - Asheville								
Fluoride	ND	mg/L	0.10	0.050	1		06/12/24 13:26	16984-48-8	
Sulfate	ND	mg/L	1.0	0.50	1		06/12/24 13:26	14808-79-8	

This report shall not be reproduced, except in full,
without the written consent of Pace Analytical Services, LLC.

Pace Analytical Services, LLC
9800 Kincey Ave. Suite 100
Huntersville, NC 28078
(704)875-9092

ANALYTICAL RESULTS

Project: Hammond AP-1
Pace Project No.: 92731696

Sample: HAM-AP1-FB-02 **Lab ID: 92731696004** Collected: 05/15/24 17:19 Received: 05/17/24 12:55 Matrix: Water

Parameters	Results	Units	Report Limit	MDL	DF	Prepared	Analyzed	CAS No.	Qual
6010D ATL ICP	Analytical Method: EPA 6010D Preparation Method: EPA 3010A								
	Pace Analytical Services - Peachtree Corners, GA								
Iron	ND	mg/L	0.040	0.025	1	05/18/24 14:09	05/23/24 01:17	7439-89-6	
Manganese	ND	mg/L	0.040	0.011	1	05/18/24 14:09	05/23/24 01:17	7439-96-5	
Potassium	ND	mg/L	0.50	0.15	1	05/18/24 14:09	05/23/24 01:17	7440-09-7	
Sodium	ND	mg/L	1.0	0.58	1	05/18/24 14:09	05/23/24 01:17	7440-23-5	
Calcium	ND	mg/L	1.0	0.12	1	05/18/24 14:09	05/23/24 01:17	7440-70-2	
Magnesium	ND	mg/L	0.050	0.012	1	05/18/24 14:09	05/23/24 01:17	7439-95-4	
6020 MET ICPMS	Analytical Method: EPA 6020B Preparation Method: EPA 3005A								
	Pace Analytical Services - Peachtree Corners, GA								
Antimony	ND	mg/L	0.0030	0.00054	1	05/18/24 14:00	05/22/24 15:28	7440-36-0	
Arsenic	ND	mg/L	0.0050	0.00084	1	05/18/24 14:00	05/22/24 15:28	7440-38-2	
Barium	ND	mg/L	0.0050	0.00047	1	05/18/24 14:00	05/22/24 15:28	7440-39-3	
Beryllium	ND	mg/L	0.00050	0.000094	1	05/18/24 14:00	05/22/24 15:28	7440-41-7	
Boron	ND	mg/L	0.040	0.012	1	05/18/24 14:00	05/22/24 15:28	7440-42-8	
Cadmium	ND	mg/L	0.00050	0.00010	1	05/18/24 14:00	05/22/24 15:28	7440-43-9	
Chromium	ND	mg/L	0.0050	0.0019	1	05/18/24 14:00	05/22/24 15:28	7440-47-3	
Cobalt	ND	mg/L	0.0050	0.00032	1	05/18/24 14:00	05/22/24 15:28	7440-48-4	
Lead	ND	mg/L	0.0010	0.00016	1	05/18/24 14:00	05/22/24 15:28	7439-92-1	
Lithium	ND	mg/L	0.030	0.0016	1	05/18/24 14:00	05/22/24 15:28	7439-93-2	
Molybdenum	ND	mg/L	0.010	0.00062	1	05/18/24 14:00	05/22/24 15:28	7439-98-7	
Selenium	ND	mg/L	0.0050	0.00096	1	05/18/24 14:00	05/22/24 15:28	7782-49-2	
Thallium	ND	mg/L	0.0010	0.00038	1	05/18/24 14:00	05/22/24 15:28	7440-28-0	
7470 Mercury	Analytical Method: EPA 7470A Preparation Method: EPA 7470A								
	Pace Analytical Services - Peachtree Corners, GA								
Mercury	ND	mg/L	0.00020	0.00013	1	05/24/24 08:30	05/24/24 12:56	7439-97-6	
2540C Total Dissolved Solids	Analytical Method: SM 2540C-2015								
	Pace Analytical Services - Peachtree Corners, GA								
Total Dissolved Solids	ND	mg/L	25.0	25.0	1		05/20/24 12:18		
2320B Alkalinity	Analytical Method: SM 2320B-2011								
	Pace Analytical Services - Asheville								
Alkalinity,Bicarbonate (CaCO3)	ND	mg/L	5.0	5.0	1		05/21/24 18:44		
Alkalinity,Carbonate (CaCO3)	ND	mg/L	5.0	5.0	1		05/21/24 18:44		
Alkalinity, Total as CaCO3	ND	mg/L	5.0	5.0	1		05/21/24 18:44		
4500S2D Sulfide Water	Analytical Method: SM 4500-S2D-2011								
	Pace Analytical Services - Asheville								
Sulfide	ND	mg/L	0.10	0.022	1		05/22/24 05:11	18496-25-8	
300.0 IC Anions 28 Days	Analytical Method: EPA 300.0 Rev 2.1 1993								
	Pace Analytical Services - Asheville								
Chloride	ND	mg/L	1.0	0.60	1		05/20/24 02:56	16887-00-6	

This report shall not be reproduced, except in full,
without the written consent of Pace Analytical Services, LLC.

Pace Analytical Services, LLC
9800 Kincey Ave. Suite 100
Huntersville, NC 28078
(704)875-9092

ANALYTICAL RESULTS

Project: Hammond AP-1
Pace Project No.: 92731696

Sample: HAM-AP1-FB-02 **Lab ID: 92731696004** Collected: 05/15/24 17:19 Received: 05/17/24 12:55 Matrix: Water

Parameters	Results	Units	Report Limit	MDL	DF	Prepared	Analyzed	CAS No.	Qual
300.0 IC Anions 28 Days	Analytical Method: EPA 300.0 Rev 2.1 1993 Pace Analytical Services - Asheville								
Fluoride	ND	mg/L	0.10	0.050	1		05/20/24 02:56	16984-48-8	
Sulfate	ND	mg/L	1.0	0.50	1		05/20/24 02:56	14808-79-8	

This report shall not be reproduced, except in full,
without the written consent of Pace Analytical Services, LLC.

Pace Analytical Services, LLC
9800 Kincey Ave. Suite 100
Huntersville, NC 28078
(704)875-9092

ANALYTICAL RESULTS

Project: Hammond AP-1
Pace Project No.: 92731696

Sample: HAM-AP1-FD-01 **Lab ID: 92731696005** Collected: 05/15/24 00:00 Received: 05/17/24 12:55 Matrix: Water

Parameters	Results	Units	Report Limit	MDL	DF	Prepared	Analyzed	CAS No.	Qual
6010D ATL ICP	Analytical Method: EPA 6010D Preparation Method: EPA 3010A								
	Pace Analytical Services - Peachtree Corners, GA								
Iron	**0.20**	mg/L	0.040	0.025	1	05/18/24 14:09	05/23/24 01:21	7439-89-6	
Manganese	**0.70**	mg/L	0.040	0.011	1	05/18/24 14:09	05/23/24 01:21	7439-96-5	
Potassium	**6.5**	mg/L	0.50	0.15	1	05/18/24 14:09	05/23/24 01:21	7440-09-7	
Sodium	**8.9**	mg/L	1.0	0.58	1	05/18/24 14:09	05/23/24 01:21	7440-23-5	
Calcium	**103**	mg/L	1.0	0.12	1	05/18/24 14:09	05/23/24 01:21	7440-70-2	
Magnesium	**13.8**	mg/L	0.050	0.012	1	05/18/24 14:09	05/23/24 01:21	7439-95-4	
6020 MET ICPMS	Analytical Method: EPA 6020B Preparation Method: EPA 3005A								
	Pace Analytical Services - Peachtree Corners, GA								
Antimony	ND	mg/L	0.0030	0.00054	1	05/18/24 14:00	05/22/24 15:31	7440-36-0	
Arsenic	ND	mg/L	0.0050	0.00084	1	05/18/24 14:00	05/22/24 15:31	7440-38-2	
Barium	**0.053**	mg/L	0.0050	0.00047	1	05/18/24 14:00	05/22/24 15:31	7440-39-3	
Beryllium	ND	mg/L	0.00050	0.000094	1	05/18/24 14:00	05/22/24 15:31	7440-41-7	
Boron	**1.5**	mg/L	0.040	0.012	1	05/18/24 14:00	05/22/24 15:31	7440-42-8	
Cadmium	ND	mg/L	0.00050	0.00010	1	05/18/24 14:00	05/22/24 15:31	7440-43-9	
Chromium	ND	mg/L	0.0050	0.0019	1	05/18/24 14:00	05/22/24 15:31	7440-47-3	
Cobalt	**0.0016J**	mg/L	0.0050	0.00032	1	05/18/24 14:00	05/22/24 15:31	7440-48-4	
Lead	ND	mg/L	0.0010	0.00016	1	05/18/24 14:00	05/22/24 15:31	7439-92-1	
Lithium	ND	mg/L	0.030	0.0016	1	05/18/24 14:00	05/22/24 15:31	7439-93-2	
Molybdenum	**0.090**	mg/L	0.010	0.00062	1	05/18/24 14:00	05/22/24 15:31	7439-98-7	
Selenium	**0.0011J**	mg/L	0.0050	0.00096	1	05/18/24 14:00	05/22/24 15:31	7782-49-2	
Thallium	ND	mg/L	0.0010	0.00038	1	05/18/24 14:00	05/22/24 15:31	7440-28-0	
7470 Mercury	Analytical Method: EPA 7470A Preparation Method: EPA 7470A								
	Pace Analytical Services - Peachtree Corners, GA								
Mercury	ND	mg/L	0.00020	0.00013	1	05/24/24 08:30	05/24/24 12:59	7439-97-6	
2540C Total Dissolved Solids	Analytical Method: SM 2540C-2015								
	Pace Analytical Services - Peachtree Corners, GA								
Total Dissolved Solids	**528**	mg/L	25.0	25.0	1		05/20/24 12:18		
2320B Alkalinity	Analytical Method: SM 2320B-2011								
	Pace Analytical Services - Asheville								
Alkalinity,Bicarbonate (CaCO3)	**131**	mg/L	5.0	5.0	1		05/21/24 18:48		
Alkalinity,Carbonate (CaCO3)	ND	mg/L	5.0	5.0	1		05/21/24 18:48		
Alkalinity, Total as CaCO3	**131**	mg/L	5.0	5.0	1		05/21/24 18:48		
4500S2D Sulfide Water	Analytical Method: SM 4500-S2D-2011								
	Pace Analytical Services - Asheville								
Sulfide	ND	mg/L	0.10	0.022	1		05/22/24 05:12	18496-25-8	
300.0 IC Anions 28 Days	Analytical Method: EPA 300.0 Rev 2.1 1993								
	Pace Analytical Services - Asheville								
Chloride	**49.1**	mg/L	1.0	0.60	1		06/12/24 13:41	16887-00-6	

REPORT OF LABORATORY ANALYSIS

This report shall not be reproduced, except in full,
without the written consent of Pace Analytical Services, LLC.

Pace Analytical Services, LLC
9800 Kincey Ave. Suite 100
Huntersville, NC 28078
(704)875-9092

ANALYTICAL RESULTS

Project: Hammond AP-1
Pace Project No.: 92731696

Sample: HAM-AP1-FD-01 **Lab ID: 92731696005** Collected: 05/15/24 00:00 Received: 05/17/24 12:55 Matrix: Water

Parameters	Results	Units	Report Limit	MDL	DF	Prepared	Analyzed	CAS No.	Qual
300.0 IC Anions 28 Days	Analytical Method: EPA 300.0 Rev 2.1 1993 Pace Analytical Services - Asheville								
Fluoride	**0.19**	mg/L	0.10	0.050	1		06/12/24 13:41	16984-48-8	
Sulfate	**149**	mg/L	3.0	1.5	3		06/12/24 14:39	14808-79-8	

This report shall not be reproduced, except in full,
without the written consent of Pace Analytical Services, LLC.

Pace Analytical Services, LLC
9800 Kincey Ave. Suite 100
Huntersville, NC 28078
(704)875-9092

ANALYTICAL RESULTS

Project: Hammond AP-1
Pace Project No.: 92731696

Sample: HAM-AP1-FD-02 **Lab ID: 92731696006** Collected: 05/15/24 00:00 Received: 05/17/24 12:55 Matrix: Water

Parameters	Results	Units	Report Limit	MDL	DF	Prepared	Analyzed	CAS No.	Qual
6010D ATL ICP	Analytical Method: EPA 6010D Preparation Method: EPA 3010A								
	Pace Analytical Services - Peachtree Corners, GA								
Iron	**7.9**	mg/L	0.040	0.025	1	05/18/24 14:09	05/23/24 01:24	7439-89-6	
Manganese	**4.6**	mg/L	0.040	0.011	1	05/18/24 14:09	05/23/24 01:24	7439-96-5	
Potassium	**4.8**	mg/L	0.50	0.15	1	05/18/24 14:09	05/23/24 01:24	7440-09-7	
Sodium	**6.9**	mg/L	1.0	0.58	1	05/18/24 14:09	05/23/24 01:24	7440-23-5	
Calcium	**103**	mg/L	1.0	0.12	1	05/18/24 14:09	05/23/24 01:24	7440-70-2	
Magnesium	**12.8**	mg/L	0.050	0.012	1	05/18/24 14:09	05/23/24 01:24	7439-95-4	
6020 MET ICPMS	Analytical Method: EPA 6020B Preparation Method: EPA 3005A								
	Pace Analytical Services - Peachtree Corners, GA								
Antimony	ND	mg/L	0.0030	0.00054	1	05/18/24 14:00	05/22/24 15:45	7440-36-0	
Arsenic	**0.19**	mg/L	0.0050	0.00084	1	05/18/24 14:00	05/22/24 15:45	7440-38-2	
Barium	**0.042**	mg/L	0.0050	0.00047	1	05/18/24 14:00	05/22/24 15:45	7440-39-3	
Beryllium	ND	mg/L	0.00050	0.000094	1	05/18/24 14:00	05/22/24 15:45	7440-41-7	
Boron	**0.59**	mg/L	0.040	0.012	1	05/18/24 14:00	05/22/24 15:45	7440-42-8	
Cadmium	ND	mg/L	0.00050	0.00010	1	05/18/24 14:00	05/22/24 15:45	7440-43-9	
Chromium	ND	mg/L	0.0050	0.0019	1	05/18/24 14:00	05/22/24 15:45	7440-47-3	
Cobalt	**0.031**	mg/L	0.0050	0.00032	1	05/18/24 14:00	05/22/24 15:45	7440-48-4	
Lead	ND	mg/L	0.0010	0.00016	1	05/18/24 14:00	05/22/24 15:45	7439-92-1	
Lithium	**0.044**	mg/L	0.030	0.0016	1	05/18/24 14:00	05/22/24 15:45	7439-93-2	
Molybdenum	**0.014**	mg/L	0.010	0.00062	1	05/18/24 14:00	05/22/24 15:45	7439-98-7	
Selenium	ND	mg/L	0.0050	0.00096	1	05/18/24 14:00	05/22/24 15:45	7782-49-2	
Thallium	ND	mg/L	0.0010	0.00038	1	05/18/24 14:00	05/22/24 15:45	7440-28-0	
7470 Mercury	Analytical Method: EPA 7470A Preparation Method: EPA 7470A								
	Pace Analytical Services - Peachtree Corners, GA								
Mercury	ND	mg/L	0.00020	0.00013	1	05/24/24 08:30	05/24/24 13:01	7439-97-6	
2540C Total Dissolved Solids	Analytical Method: SM 2540C-2015								
	Pace Analytical Services - Peachtree Corners, GA								
Total Dissolved Solids	**491**	mg/L	25.0	25.0	1		05/20/24 12:18		
2320B Alkalinity	Analytical Method: SM 2320B-2011								
	Pace Analytical Services - Asheville								
Alkalinity,Bicarbonate (CaCO3)	**138**	mg/L	5.0	5.0	1		05/21/24 19:06		
Alkalinity,Carbonate (CaCO3)	ND	mg/L	5.0	5.0	1		05/21/24 19:06		
Alkalinity, Total as CaCO3	**138**	mg/L	5.0	5.0	1		05/21/24 19:06		
4500S2D Sulfide Water	Analytical Method: SM 4500-S2D-2011								
	Pace Analytical Services - Asheville								
Sulfide	ND	mg/L	0.10	0.022	1		05/22/24 05:12	18496-25-8	
300.0 IC Anions 28 Days	Analytical Method: EPA 300.0 Rev 2.1 1993								
	Pace Analytical Services - Asheville								
Chloride	**10.1**	mg/L	1.0	0.60	1		05/20/24 10:17	16887-00-6	

This report shall not be reproduced, except in full,
without the written consent of Pace Analytical Services, LLC.

Pace Analytical Services, LLC
9800 Kincey Ave. Suite 100
Huntersville, NC 28078
(704)875-9092

ANALYTICAL RESULTS

Project: Hammond AP-1
Pace Project No.: 92731696

Sample: HAM-AP1-FD-02 **Lab ID: 92731696006** Collected: 05/15/24 00:00 Received: 05/17/24 12:55 Matrix: Water

Parameters	Results	Units	Report Limit	MDL	DF	Prepared	Analyzed	CAS No.	Qual
300.0 IC Anions 28 Days	Analytical Method: EPA 300.0 Rev 2.1 1993 Pace Analytical Services - Asheville								
Fluoride	**0.26**	mg/L	0.10	0.050	1		05/20/24 10:17	16984-48-8	
Sulfate	**189**	mg/L	4.0	2.0	4		05/20/24 20:43	14808-79-8	

This report shall not be reproduced, except in full,
without the written consent of Pace Analytical Services, LLC.

Pace Analytical Services, LLC
9800 Kincey Ave. Suite 100
Huntersville, NC 28078
(704)875-9092

ANALYTICAL RESULTS

Project: Hammond AP-1
Pace Project No.: 92731696

Sample: HAM-AS-01 **Lab ID: 92731696007** Collected: 05/14/24 14:08 Received: 05/17/24 12:55 Matrix: Water

Parameters	Results	Units	Report Limit	MDL	DF	Prepared	Analyzed	CAS No.	Qual
6010D ATL ICP	Analytical Method: EPA 6010D Preparation Method: EPA 3010A								
	Pace Analytical Services - Peachtree Corners, GA								
Sodium	**12.4**	mg/L	1.0	0.58	1	05/18/24 14:09	05/24/24 11:34	7440-23-5	
Iron	**0.11**	mg/L	0.040	0.025	1	05/18/24 14:09	05/23/24 02:19	7439-89-6	
Manganese	**0.45**	mg/L	0.040	0.011	1	05/18/24 14:09	05/23/24 02:19	7439-96-5	
Potassium	**13.8**	mg/L	0.50	0.15	1	05/18/24 14:09	05/23/24 02:19	7440-09-7	
Calcium	**127**	mg/L	1.0	0.12	1	05/18/24 14:09	05/23/24 02:19	7440-70-2	
Magnesium	**17.1**	mg/L	0.050	0.012	1	05/18/24 14:09	05/23/24 02:19	7439-95-4	
6020 MET ICPMS	Analytical Method: EPA 6020B Preparation Method: EPA 3005A								
	Pace Analytical Services - Peachtree Corners, GA								
Antimony	ND	mg/L	0.0030	0.00054	1	05/18/24 14:00	05/22/24 16:41	7440-36-0	
Arsenic	ND	mg/L	0.0050	0.00084	1	05/18/24 14:00	05/22/24 16:41	7440-38-2	
Barium	**0.075**	mg/L	0.0050	0.00047	1	05/18/24 14:00	05/22/24 16:41	7440-39-3	
Beryllium	ND	mg/L	0.00050	0.000094	1	05/18/24 14:00	05/22/24 16:41	7440-41-7	
Boron	**1.5**	mg/L	0.040	0.012	1	05/18/24 14:00	05/22/24 16:41	7440-42-8	
Cadmium	ND	mg/L	0.00050	0.00010	1	05/18/24 14:00	05/22/24 16:41	7440-43-9	
Chromium	ND	mg/L	0.0050	0.0019	1	05/18/24 14:00	05/22/24 16:41	7440-47-3	
Cobalt	**0.00070J**	mg/L	0.0050	0.00032	1	05/18/24 14:00	05/22/24 16:41	7440-48-4	
Lead	ND	mg/L	0.0010	0.00016	1	05/18/24 14:00	05/22/24 16:41	7439-92-1	
Lithium	**0.0050J**	mg/L	0.030	0.0016	1	05/18/24 14:00	05/22/24 16:41	7439-93-2	
Molybdenum	**0.082**	mg/L	0.010	0.00062	1	05/18/24 14:00	05/22/24 16:41	7439-98-7	
Selenium	ND	mg/L	0.0050	0.00096	1	05/18/24 14:00	05/22/24 16:41	7782-49-2	
Thallium	ND	mg/L	0.0010	0.00038	1	05/18/24 14:00	05/22/24 16:41	7440-28-0	
7470 Mercury	Analytical Method: EPA 7470A Preparation Method: EPA 7470A								
	Pace Analytical Services - Peachtree Corners, GA								
Mercury	ND	mg/L	0.00020	0.00013	1	05/24/24 08:30	05/24/24 13:04	7439-97-6	
2540C Total Dissolved Solids	Analytical Method: SM 2540C-2015								
	Pace Analytical Services - Peachtree Corners, GA								
Total Dissolved Solids	**564**	mg/L	25.0	25.0	1		05/20/24 12:16		
2320B Alkalinity	Analytical Method: SM 2320B-2011								
	Pace Analytical Services - Asheville								
Alkalinity,Bicarbonate (CaCO3)	**175**	mg/L	5.0	5.0	1		05/21/24 16:31		
Alkalinity,Carbonate (CaCO3)	ND	mg/L	5.0	5.0	1		05/21/24 16:31		
Alkalinity, Total as CaCO3	**175**	mg/L	5.0	5.0	1		05/21/24 16:31		M1
4500S2D Sulfide Water	Analytical Method: SM 4500-S2D-2011								
	Pace Analytical Services - Asheville								
Sulfide	ND	mg/L	0.10	0.022	1		05/20/24 23:45	18496-25-8	
300.0 IC Anions 28 Days	Analytical Method: EPA 300.0 Rev 2.1 1993								
	Pace Analytical Services - Asheville								
Chloride	**56.9**	mg/L	1.0	0.60	1		05/21/24 00:39	16887-00-6	M1

This report shall not be reproduced, except in full,
without the written consent of Pace Analytical Services, LLC.

Pace Analytical Services, LLC
9800 Kincey Ave. Suite 100
Huntersville, NC 28078
(704)875-9092

ANALYTICAL RESULTS

Project: Hammond AP-1
Pace Project No.: 92731696

Sample: HAM-AS-01 **Lab ID: 92731696007** Collected: 05/14/24 14:08 Received: 05/17/24 12:55 Matrix: Water

Parameters	Results	Units	Report Limit	MDL	DF	Prepared	Analyzed	CAS No.	Qual
300.0 IC Anions 28 Days	Analytical Method: EPA 300.0 Rev 2.1 1993 Pace Analytical Services - Asheville								
Fluoride	**0.20**	mg/L	0.10	0.050	1		05/21/24 00:39	16984-48-8	
Sulfate	**178**	mg/L	4.0	2.0	4		05/21/24 08:01	14808-79-8	

This report shall not be reproduced, except in full,
without the written consent of Pace Analytical Services, LLC.

Pace Analytical Services, LLC
9800 Kincey Ave. Suite 100
Huntersville, NC 28078
(704)875-9092

ANALYTICAL RESULTS

Project: Hammond AP-1
Pace Project No.: 92731696

Sample: HAM-INW-04 **Lab ID: 92731696008** Collected: 05/15/24 14:20 Received: 05/17/24 12:55 Matrix: Water

Parameters	Results	Units	Report Limit	MDL	DF	Prepared	Analyzed	CAS No.	Qual
6010D ATL ICP	Analytical Method: EPA 6010D Preparation Method: EPA 3010A								
	Pace Analytical Services - Peachtree Corners, GA								
Iron	**8.4**	mg/L	0.040	0.025	1	05/18/24 14:09	05/23/24 01:35	7439-89-6	
Manganese	**4.4**	mg/L	0.040	0.011	1	05/18/24 14:09	05/23/24 01:35	7439-96-5	
Potassium	**4.8**	mg/L	0.50	0.15	1	05/18/24 14:09	05/23/24 01:35	7440-09-7	
Sodium	**7.0**	mg/L	1.0	0.58	1	05/18/24 14:09	05/23/24 01:35	7440-23-5	
Calcium	**107**	mg/L	1.0	0.12	1	05/18/24 14:09	05/23/24 01:35	7440-70-2	
Magnesium	**13.1**	mg/L	0.050	0.012	1	05/18/24 14:09	05/23/24 01:35	7439-95-4	
6020 MET ICPMS	Analytical Method: EPA 6020B Preparation Method: EPA 3005A								
	Pace Analytical Services - Peachtree Corners, GA								
Antimony	ND	mg/L	0.0030	0.00054	1	05/18/24 14:00	05/22/24 15:49	7440-36-0	
Arsenic	**0.19**	mg/L	0.0050	0.00084	1	05/18/24 14:00	05/22/24 15:49	7440-38-2	
Barium	**0.043**	mg/L	0.0050	0.00047	1	05/18/24 14:00	05/22/24 15:49	7440-39-3	
Beryllium	ND	mg/L	0.00050	0.000094	1	05/18/24 14:00	05/22/24 15:49	7440-41-7	
Boron	**0.59**	mg/L	0.040	0.012	1	05/18/24 14:00	05/22/24 15:49	7440-42-8	
Cadmium	ND	mg/L	0.00050	0.00010	1	05/18/24 14:00	05/22/24 15:49	7440-43-9	
Chromium	ND	mg/L	0.0050	0.0019	1	05/18/24 14:00	05/22/24 15:49	7440-47-3	
Cobalt	**0.031**	mg/L	0.0050	0.00032	1	05/18/24 14:00	05/22/24 15:49	7440-48-4	
Lead	ND	mg/L	0.0010	0.00016	1	05/18/24 14:00	05/22/24 15:49	7439-92-1	
Lithium	**0.043**	mg/L	0.030	0.0016	1	05/18/24 14:00	05/22/24 15:49	7439-93-2	
Molybdenum	**0.015**	mg/L	0.010	0.00062	1	05/18/24 14:00	05/22/24 15:49	7439-98-7	
Selenium	ND	mg/L	0.0050	0.00096	1	05/18/24 14:00	05/22/24 15:49	7782-49-2	
Thallium	ND	mg/L	0.0010	0.00038	1	05/18/24 14:00	05/22/24 15:49	7440-28-0	
7470 Mercury	Analytical Method: EPA 7470A Preparation Method: EPA 7470A								
	Pace Analytical Services - Peachtree Corners, GA								
Mercury	ND	mg/L	0.00020	0.00013	1	05/24/24 08:30	05/24/24 13:07	7439-97-6	
2540C Total Dissolved Solids	Analytical Method: SM 2540C-2015								
	Pace Analytical Services - Peachtree Corners, GA								
Total Dissolved Solids	**483**	mg/L	25.0	25.0	1		05/20/24 12:19		
2320B Alkalinity	Analytical Method: SM 2320B-2011								
	Pace Analytical Services - Asheville								
Alkalinity,Bicarbonate (CaCO3)	**133**	mg/L	5.0	5.0	1		05/21/24 19:16		
Alkalinity,Carbonate (CaCO3)	ND	mg/L	5.0	5.0	1		05/21/24 19:16		
Alkalinity, Total as CaCO3	**133**	mg/L	5.0	5.0	1		05/21/24 19:16		
4500S2D Sulfide Water	Analytical Method: SM 4500-S2D-2011								
	Pace Analytical Services - Asheville								
Sulfide	ND	mg/L	0.10	0.022	1		05/22/24 05:13	18496-25-8	
300.0 IC Anions 28 Days	Analytical Method: EPA 300.0 Rev 2.1 1993								
	Pace Analytical Services - Asheville								
Chloride	**9.9**	mg/L	1.0	0.60	1		05/21/24 01:48	16887-00-6	

This report shall not be reproduced, except in full,
without the written consent of Pace Analytical Services, LLC.

Pace Analytical Services, LLC
9800 Kincey Ave. Suite 100
Huntersville, NC 28078
(704)875-9092

ANALYTICAL RESULTS

Project: Hammond AP-1
Pace Project No.: 92731696

Sample: HAM-INW-04 **Lab ID: 92731696008** Collected: 05/15/24 14:20 Received: 05/17/24 12:55 Matrix: Water

Parameters	Results	Units	Report Limit	MDL	DF	Prepared	Analyzed	CAS No.	Qual
300.0 IC Anions 28 Days	Analytical Method: EPA 300.0 Rev 2.1 1993 Pace Analytical Services - Asheville								
Fluoride	**0.28**	mg/L	0.10	0.050	1		05/21/24 01:48	16984-48-8	
Sulfate	**187**	mg/L	4.0	2.0	4		05/21/24 08:42	14808-79-8	

This report shall not be reproduced, except in full,
without the written consent of Pace Analytical Services, LLC.

Pace Analytical Services, LLC
9800 Kincey Ave. Suite 100
Huntersville, NC 28078
(704)875-9092

ANALYTICAL RESULTS

Project: Hammond AP-1
Pace Project No.: 92731696

Sample: HAM-INW-05 **Lab ID: 92731696009** Collected: 05/15/24 11:18 Received: 05/17/24 12:55 Matrix: Water

Parameters	Results	Units	Report Limit	MDL	DF	Prepared	Analyzed	CAS No.	Qual
6010D ATL ICP	Analytical Method: EPA 6010D Preparation Method: EPA 3010A								
	Pace Analytical Services - Peachtree Corners, GA								
Iron	**16.9**	mg/L	0.040	0.025	1	05/18/24 14:09	05/23/24 01:38	7439-89-6	
Manganese	**3.3**	mg/L	0.040	0.011	1	05/18/24 14:09	05/23/24 01:38	7439-96-5	
Potassium	**4.7**	mg/L	0.50	0.15	1	05/18/24 14:09	05/23/24 01:38	7440-09-7	
Sodium	**6.7**	mg/L	1.0	0.58	1	05/18/24 14:09	05/23/24 01:38	7440-23-5	
Calcium	**101**	mg/L	1.0	0.12	1	05/18/24 14:09	05/23/24 01:38	7440-70-2	
Magnesium	**11.8**	mg/L	0.050	0.012	1	05/18/24 14:09	05/23/24 01:38	7439-95-4	
6020 MET ICPMS	Analytical Method: EPA 6020B Preparation Method: EPA 3005A								
	Pace Analytical Services - Peachtree Corners, GA								
Antimony	ND	mg/L	0.0030	0.00054	1	05/18/24 14:00	05/22/24 15:53	7440-36-0	
Arsenic	**0.23**	mg/L	0.0050	0.00084	1	05/18/24 14:00	05/22/24 15:53	7440-38-2	
Barium	**0.033**	mg/L	0.0050	0.00047	1	05/18/24 14:00	05/22/24 15:53	7440-39-3	
Beryllium	**0.00012J**	mg/L	0.00050	0.000094	1	05/18/24 14:00	05/22/24 15:53	7440-41-7	
Boron	**0.51**	mg/L	0.040	0.012	1	05/18/24 14:00	05/22/24 15:53	7440-42-8	
Cadmium	ND	mg/L	0.00050	0.00010	1	05/18/24 14:00	05/22/24 15:53	7440-43-9	
Chromium	ND	mg/L	0.0050	0.0019	1	05/18/24 14:00	05/22/24 15:53	7440-47-3	
Cobalt	**0.026**	mg/L	0.0050	0.00032	1	05/18/24 14:00	05/22/24 15:53	7440-48-4	
Lead	ND	mg/L	0.0010	0.00016	1	05/18/24 14:00	05/22/24 15:53	7439-92-1	
Lithium	**0.057**	mg/L	0.030	0.0016	1	05/18/24 14:00	05/22/24 15:53	7439-93-2	
Molybdenum	**0.0096J**	mg/L	0.010	0.00062	1	05/18/24 14:00	05/22/24 15:53	7439-98-7	
Selenium	ND	mg/L	0.0050	0.00096	1	05/18/24 14:00	05/22/24 15:53	7782-49-2	
Thallium	ND	mg/L	0.0010	0.00038	1	05/18/24 14:00	05/22/24 15:53	7440-28-0	
7470 Mercury	Analytical Method: EPA 7470A Preparation Method: EPA 7470A								
	Pace Analytical Services - Peachtree Corners, GA								
Mercury	ND	mg/L	0.00020	0.00013	1	05/24/24 08:30	05/24/24 13:09	7439-97-6	
2540C Total Dissolved Solids	Analytical Method: SM 2540C-2015								
	Pace Analytical Services - Peachtree Corners, GA								
Total Dissolved Solids	**456**	mg/L	25.0	25.0	1		05/20/24 12:20		
2320B Alkalinity	Analytical Method: SM 2320B-2011								
	Pace Analytical Services - Asheville								
Alkalinity,Bicarbonate (CaCO3)	**123**	mg/L	5.0	5.0	1		05/21/24 19:25		
Alkalinity,Carbonate (CaCO3)	ND	mg/L	5.0	5.0	1		05/21/24 19:25		
Alkalinity, Total as CaCO3	**123**	mg/L	5.0	5.0	1		05/21/24 19:25		
4500S2D Sulfide Water	Analytical Method: SM 4500-S2D-2011								
	Pace Analytical Services - Asheville								
Sulfide	ND	mg/L	0.10	0.022	1		05/22/24 05:13	18496-25-8	
300.0 IC Anions 28 Days	Analytical Method: EPA 300.0 Rev 2.1 1993								
	Pace Analytical Services - Asheville								
Chloride	**6.9**	mg/L	1.0	0.60	1		05/21/24 02:02	16887-00-6	

This report shall not be reproduced, except in full,
without the written consent of Pace Analytical Services, LLC.

Pace Analytical Services, LLC
9800 Kincey Ave. Suite 100
Huntersville, NC 28078
(704)875-9092

ANALYTICAL RESULTS

Project: Hammond AP-1
Pace Project No.: 92731696

Sample: HAM-INW-05 **Lab ID: 92731696009** Collected: 05/15/24 11:18 Received: 05/17/24 12:55 Matrix: Water

Parameters	Results	Units	Report Limit	MDL	DF	Prepared	Analyzed	CAS No.	Qual
300.0 IC Anions 28 Days	Analytical Method: EPA 300.0 Rev 2.1 1993 Pace Analytical Services - Asheville								
Fluoride	**0.37**	mg/L	0.10	0.050	1		05/21/24 02:02	16984-48-8	
Sulfate	**181**	mg/L	4.0	2.0	4		05/21/24 08:56	14808-79-8	

This report shall not be reproduced, except in full,
without the written consent of Pace Analytical Services, LLC.

Pace Analytical Services, LLC
9800 Kincey Ave. Suite 100
Huntersville, NC 28078
(704)875-9092

ANALYTICAL RESULTS

Project: Hammond AP-1
Pace Project No.: 92731696

Sample: HAM-PT-07 **Lab ID: 92731696010** Collected: 05/16/24 12:16 Received: 05/17/24 12:55 Matrix: Water

Parameters	Results	Units	Report Limit	MDL	DF	Prepared	Analyzed	CAS No.	Qual
6010D ATL ICP	Analytical Method: EPA 6010D Preparation Method: EPA 3010A Pace Analytical Services - Peachtree Corners, GA								
Iron	**15.7**	mg/L	0.040	0.025	1	05/18/24 14:09	05/23/24 01:41	7439-89-6	
Manganese	**3.4**	mg/L	0.040	0.011	1	05/18/24 14:09	05/23/24 01:41	7439-96-5	
Potassium	**4.9**	mg/L	0.50	0.15	1	05/18/24 14:09	05/23/24 01:41	7440-09-7	
Sodium	**7.0**	mg/L	1.0	0.58	1	05/18/24 14:09	05/23/24 01:41	7440-23-5	
Calcium	**96.0**	mg/L	1.0	0.12	1	05/18/24 14:09	05/23/24 01:41	7440-70-2	
Magnesium	**12.1**	mg/L	0.050	0.012	1	05/18/24 14:09	05/23/24 01:41	7439-95-4	
6020 MET ICPMS	Analytical Method: EPA 6020B Preparation Method: EPA 3005A Pace Analytical Services - Peachtree Corners, GA								
Antimony	ND	mg/L	0.0030	0.00054	1	05/18/24 14:00	05/22/24 15:56	7440-36-0	
Arsenic	**0.27**	mg/L	0.0050	0.00084	1	05/18/24 14:00	05/22/24 15:56	7440-38-2	
Barium	**0.034**	mg/L	0.0050	0.00047	1	05/18/24 14:00	05/22/24 15:56	7440-39-3	
Beryllium	ND	mg/L	0.00050	0.000094	1	05/18/24 14:00	05/22/24 15:56	7440-41-7	
Boron	**0.50**	mg/L	0.040	0.012	1	05/18/24 14:00	05/22/24 15:56	7440-42-8	
Cadmium	ND	mg/L	0.00050	0.00010	1	05/18/24 14:00	05/22/24 15:56	7440-43-9	
Chromium	ND	mg/L	0.0050	0.0019	1	05/18/24 14:00	05/22/24 15:56	7440-47-3	
Cobalt	**0.052**	mg/L	0.0050	0.00032	1	05/18/24 14:00	05/22/24 15:56	7440-48-4	
Lead	ND	mg/L	0.0010	0.00016	1	05/18/24 14:00	05/22/24 15:56	7439-92-1	
Lithium	**0.056**	mg/L	0.030	0.0016	1	05/18/24 14:00	05/22/24 15:56	7439-93-2	
Molybdenum	**0.0093J**	mg/L	0.010	0.00062	1	05/18/24 14:00	05/22/24 15:56	7439-98-7	
Selenium	ND	mg/L	0.0050	0.00096	1	05/18/24 14:00	05/22/24 15:56	7782-49-2	
Thallium	ND	mg/L	0.0010	0.00038	1	05/18/24 14:00	05/22/24 15:56	7440-28-0	
7470 Mercury	Analytical Method: EPA 7470A Preparation Method: EPA 7470A Pace Analytical Services - Peachtree Corners, GA								
Mercury	ND	mg/L	0.00020	0.00013	1	05/24/24 08:30	05/24/24 13:12	7439-97-6	
2540C Total Dissolved Solids	Analytical Method: SM 2540C-2015 Pace Analytical Services - Peachtree Corners, GA								
Total Dissolved Solids	**450**	mg/L	25.0	25.0	1		05/20/24 12:22		
2320B Alkalinity	Analytical Method: SM 2320B-2011 Pace Analytical Services - Asheville								
Alkalinity,Bicarbonate (CaCO3)	**116**	mg/L	5.0	5.0	1		05/28/24 17:56		
Alkalinity,Carbonate (CaCO3)	ND	mg/L	5.0	5.0	1		05/28/24 17:56		
Alkalinity, Total as CaCO3	**116**	mg/L	5.0	5.0	1		05/28/24 17:56		
4500S2D Sulfide Water	Analytical Method: SM 4500-S2D-2011 Pace Analytical Services - Asheville								
Sulfide	ND	mg/L	0.10	0.022	1		05/22/24 05:16	18496-25-8	
300.0 IC Anions 28 Days	Analytical Method: EPA 300.0 Rev 2.1 1993 Pace Analytical Services - Asheville								
Chloride	**10**	mg/L	1.0	0.60	1		05/21/24 02:16	16887-00-6	

This report shall not be reproduced, except in full,
without the written consent of Pace Analytical Services, LLC.

Pace Analytical Services, LLC
9800 Kincey Ave. Suite 100
Huntersville, NC 28078
(704)875-9092

ANALYTICAL RESULTS

Project: Hammond AP-1
Pace Project No.: 92731696

Sample: HAM-PT-07 **Lab ID: 92731696010** Collected: 05/16/24 12:16 Received: 05/17/24 12:55 Matrix: Water

Parameters	Results	Units	Report Limit	MDL	DF	Prepared	Analyzed	CAS No.	Qual
300.0 IC Anions 28 Days	Analytical Method: EPA 300.0 Rev 2.1 1993 Pace Analytical Services - Asheville								
Fluoride	**0.31**	mg/L	0.10	0.050	1		05/21/24 02:16	16984-48-8	
Sulfate	**171**	mg/L	4.0	2.0	4		05/21/24 09:10	14808-79-8	

This report shall not be reproduced, except in full,
without the written consent of Pace Analytical Services, LLC.

Pace Analytical Services, LLC
9800 Kincey Ave. Suite 100
Huntersville, NC 28078
(704)875-9092

ANALYTICAL RESULTS

Project: Hammond AP-1
Pace Project No.: 92731696

Sample: HAM-PT-08 **Lab ID: 92731696011** Collected: 05/16/24 10:37 Received: 05/17/24 12:55 Matrix: Water

Parameters	Results	Units	Report Limit	MDL	DF	Prepared	Analyzed	CAS No.	Qual
6010D ATL ICP	Analytical Method: EPA 6010D Preparation Method: EPA 3010A Pace Analytical Services - Peachtree Corners, GA								
Iron	**8.0**	mg/L	0.040	0.025	1	05/18/24 14:09	05/23/24 01:45	7439-89-6	
Manganese	**3.3**	mg/L	0.040	0.011	1	05/18/24 14:09	05/23/24 01:45	7439-96-5	
Potassium	**4.8**	mg/L	0.50	0.15	1	05/18/24 14:09	05/23/24 01:45	7440-09-7	
Sodium	**7.2**	mg/L	1.0	0.58	1	05/18/24 14:09	05/23/24 01:45	7440-23-5	
Calcium	**89.4**	mg/L	1.0	0.12	1	05/18/24 14:09	05/23/24 01:45	7440-70-2	
Magnesium	**11.5**	mg/L	0.050	0.012	1	05/18/24 14:09	05/23/24 01:45	7439-95-4	
6020 MET ICPMS	Analytical Method: EPA 6020B Preparation Method: EPA 3005A Pace Analytical Services - Peachtree Corners, GA								
Antimony	ND	mg/L	0.0030	0.00054	1	05/18/24 14:00	05/22/24 16:00	7440-36-0	
Arsenic	**0.23**	mg/L	0.0050	0.00084	1	05/18/24 14:00	05/22/24 16:00	7440-38-2	
Barium	**0.041**	mg/L	0.0050	0.00047	1	05/18/24 14:00	05/22/24 16:00	7440-39-3	
Beryllium	ND	mg/L	0.00050	0.000094	1	05/18/24 14:00	05/22/24 16:00	7440-41-7	
Boron	**0.73**	mg/L	0.040	0.012	1	05/18/24 14:00	05/22/24 16:00	7440-42-8	
Cadmium	ND	mg/L	0.00050	0.00010	1	05/18/24 14:00	05/22/24 16:00	7440-43-9	
Chromium	ND	mg/L	0.0050	0.0019	1	05/18/24 14:00	05/22/24 16:00	7440-47-3	
Cobalt	**0.046**	mg/L	0.0050	0.00032	1	05/18/24 14:00	05/22/24 16:00	7440-48-4	
Lead	**0.0079**	mg/L	0.0010	0.00016	1	05/18/24 14:00	05/22/24 16:00	7439-92-1	
Lithium	**0.010J**	mg/L	0.030	0.0016	1	05/18/24 14:00	05/22/24 16:00	7439-93-2	
Molybdenum	**0.017**	mg/L	0.010	0.00062	1	05/18/24 14:00	05/22/24 16:00	7439-98-7	
Selenium	ND	mg/L	0.0050	0.00096	1	05/18/24 14:00	05/22/24 16:00	7782-49-2	
Thallium	ND	mg/L	0.0010	0.00038	1	05/18/24 14:00	05/22/24 16:00	7440-28-0	
7470 Mercury	Analytical Method: EPA 7470A Preparation Method: EPA 7470A Pace Analytical Services - Peachtree Corners, GA								
Mercury	ND	mg/L	0.00020	0.00013	1	05/24/24 08:30	05/24/24 13:14	7439-97-6	
2540C Total Dissolved Solids	Analytical Method: SM 2540C-2015 Pace Analytical Services - Peachtree Corners, GA								
Total Dissolved Solids	**410**	mg/L	25.0	25.0	1		05/20/24 12:22		
2320B Alkalinity	Analytical Method: SM 2320B-2011 Pace Analytical Services - Asheville								
Alkalinity,Bicarbonate (CaCO3)	**104**	mg/L	5.0	5.0	1		05/28/24 18:06		
Alkalinity,Carbonate (CaCO3)	ND	mg/L	5.0	5.0	1		05/28/24 18:06		
Alkalinity, Total as CaCO3	**104**	mg/L	5.0	5.0	1		05/28/24 18:06		
4500S2D Sulfide Water	Analytical Method: SM 4500-S2D-2011 Pace Analytical Services - Asheville								
Sulfide	ND	mg/L	0.10	0.022	1		05/22/24 05:17	18496-25-8	
300.0 IC Anions 28 Days	Analytical Method: EPA 300.0 Rev 2.1 1993 Pace Analytical Services - Asheville								
Chloride	**16.7**	mg/L	1.0	0.60	1		05/21/24 20:59	16887-00-6	

This report shall not be reproduced, except in full,
without the written consent of Pace Analytical Services, LLC.

Pace Analytical Services, LLC
9800 Kincey Ave. Suite 100
Huntersville, NC 28078
(704)875-9092

ANALYTICAL RESULTS

Project: Hammond AP-1
Pace Project No.: 92731696

Sample: HAM-PT-08 **Lab ID: 92731696011** Collected: 05/16/24 10:37 Received: 05/17/24 12:55 Matrix: Water

Parameters	Results	Units	Report Limit	MDL	DF	Prepared	Analyzed	CAS No.	Qual
300.0 IC Anions 28 Days	Analytical Method: EPA 300.0 Rev 2.1 1993 Pace Analytical Services - Asheville								
Fluoride	**0.19**	mg/L	0.10	0.050	1		05/21/24 20:59	16984-48-8	
Sulfate	**159**	mg/L	4.0	2.0	4		05/22/24 07:35	14808-79-8	

This report shall not be reproduced, except in full,
without the written consent of Pace Analytical Services, LLC.

Pace Analytical Services, LLC
9800 Kincey Ave. Suite 100
Huntersville, NC 28078
(704)875-9092

ANALYTICAL RESULTS

Project: Hammond AP-1
Pace Project No.: 92731696

Sample: HAM-PT-09 **Lab ID: 92731696012** Collected: 05/14/24 10:40 Received: 05/17/24 12:55 Matrix: Water

Parameters	Results	Units	Report Limit	MDL	DF	Prepared	Analyzed	CAS No.	Qual
6010D ATL ICP	Analytical Method: EPA 6010D Preparation Method: EPA 3010A								
	Pace Analytical Services - Peachtree Corners, GA								
Iron	**0.42**	mg/L	0.040	0.025	1	05/18/24 14:09	05/23/24 01:48	7439-89-6	
Manganese	**0.19**	mg/L	0.040	0.011	1	05/18/24 14:09	05/23/24 01:48	7439-96-5	
Potassium	**6.1**	mg/L	0.50	0.15	1	05/18/24 14:09	05/23/24 01:48	7440-09-7	
Sodium	**9.3**	mg/L	1.0	0.58	1	05/18/24 14:09	05/23/24 01:48	7440-23-5	
Calcium	**82.8**	mg/L	1.0	0.12	1	05/18/24 14:09	05/23/24 01:48	7440-70-2	
Magnesium	**23.7**	mg/L	0.050	0.012	1	05/18/24 14:09	05/23/24 01:48	7439-95-4	
6020 MET ICPMS	Analytical Method: EPA 6020B Preparation Method: EPA 3005A								
	Pace Analytical Services - Peachtree Corners, GA								
Antimony	ND	mg/L	0.0030	0.00054	1	05/18/24 14:00	05/22/24 16:04	7440-36-0	
Arsenic	ND	mg/L	0.0050	0.00084	1	05/18/24 14:00	05/22/24 16:04	7440-38-2	
Barium	**0.058**	mg/L	0.0050	0.00047	1	05/18/24 14:00	05/22/24 16:04	7440-39-3	
Beryllium	ND	mg/L	0.00050	0.000094	1	05/18/24 14:00	05/22/24 16:04	7440-41-7	
Boron	**1.4**	mg/L	0.040	0.012	1	05/18/24 14:00	05/22/24 16:04	7440-42-8	
Cadmium	**0.00015J**	mg/L	0.00050	0.00010	1	05/18/24 14:00	05/22/24 16:04	7440-43-9	
Chromium	ND	mg/L	0.0050	0.0019	1	05/18/24 14:00	05/22/24 16:04	7440-47-3	
Cobalt	**0.0012J**	mg/L	0.0050	0.00032	1	05/18/24 14:00	05/22/24 16:04	7440-48-4	
Lead	**0.00017J**	mg/L	0.0010	0.00016	1	05/18/24 14:00	05/22/24 16:04	7439-92-1	
Lithium	ND	mg/L	0.030	0.0016	1	05/18/24 14:00	05/22/24 16:04	7439-93-2	
Molybdenum	**0.27**	mg/L	0.010	0.00062	1	05/18/24 14:00	05/22/24 16:04	7439-98-7	
Selenium	ND	mg/L	0.0050	0.00096	1	05/18/24 14:00	05/22/24 16:04	7782-49-2	
Thallium	ND	mg/L	0.0010	0.00038	1	05/18/24 14:00	05/22/24 16:04	7440-28-0	
7470 Mercury	Analytical Method: EPA 7470A Preparation Method: EPA 7470A								
	Pace Analytical Services - Peachtree Corners, GA								
Mercury	ND	mg/L	0.00020	0.00013	1	05/24/24 08:30	05/24/24 13:17	7439-97-6	
2540C Total Dissolved Solids	Analytical Method: SM 2540C-2015								
	Pace Analytical Services - Peachtree Corners, GA								
Total Dissolved Solids	**436**	mg/L	25.0	25.0	1		05/20/24 12:17		
2320B Alkalinity	Analytical Method: SM 2320B-2011								
	Pace Analytical Services - Asheville								
Alkalinity,Bicarbonate (CaCO3)	**139**	mg/L	5.0	5.0	1		05/21/24 17:10		
Alkalinity,Carbonate (CaCO3)	ND	mg/L	5.0	5.0	1		05/21/24 17:10		
Alkalinity, Total as CaCO3	**139**	mg/L	5.0	5.0	1		05/21/24 17:10		M1
4500S2D Sulfide Water	Analytical Method: SM 4500-S2D-2011								
	Pace Analytical Services - Asheville								
Sulfide	ND	mg/L	0.10	0.022	1		05/20/24 23:46	18496-25-8	
300.0 IC Anions 28 Days	Analytical Method: EPA 300.0 Rev 2.1 1993								
	Pace Analytical Services - Asheville								
Chloride	**44.4**	mg/L	1.0	0.60	1		05/21/24 02:29	16887-00-6	

This report shall not be reproduced, except in full,
without the written consent of Pace Analytical Services, LLC.

Pace Analytical Services, LLC
9800 Kincey Ave. Suite 100
Huntersville, NC 28078
(704)875-9092

ANALYTICAL RESULTS

Project: Hammond AP-1
Pace Project No.: 92731696

Sample: HAM-PT-09 **Lab ID: 92731696012** Collected: 05/14/24 10:40 Received: 05/17/24 12:55 Matrix: Water

Parameters	Results	Units	Report Limit	MDL	DF	Prepared	Analyzed	CAS No.	Qual
300.0 IC Anions 28 Days	Analytical Method: EPA 300.0 Rev 2.1 1993 Pace Analytical Services - Asheville								
Fluoride	**0.37**	mg/L	0.10	0.050	1		05/21/24 02:29	16984-48-8	
Sulfate	**130**	mg/L	3.0	1.5	3		05/21/24 10:07	14808-79-8	M1

This report shall not be reproduced, except in full,
without the written consent of Pace Analytical Services, LLC.

Pace Analytical Services, LLC
9800 Kincey Ave. Suite 100
Huntersville, NC 28078
(704)875-9092

ANALYTICAL RESULTS

Project: Hammond AP-1
Pace Project No.: 92731696

Sample: HAM-PT-10 **Lab ID: 92731696013** Collected: 05/15/24 11:52 Received: 05/17/24 12:55 Matrix: Water

Parameters	Results	Units	Report Limit	MDL	DF	Prepared	Analyzed	CAS No.	Qual
6010D ATL ICP	Analytical Method: EPA 6010D Preparation Method: EPA 3010A Pace Analytical Services - Peachtree Corners, GA								
Iron	**0.24**	mg/L	0.040	0.025	1	05/18/24 14:09	05/23/24 01:51	7439-89-6	
Manganese	**0.74**	mg/L	0.040	0.011	1	05/18/24 14:09	05/23/24 01:51	7439-96-5	
Potassium	**6.7**	mg/L	0.50	0.15	1	05/18/24 14:09	05/23/24 01:51	7440-09-7	
Sodium	**9.2**	mg/L	1.0	0.58	1	05/18/24 14:09	05/23/24 01:51	7440-23-5	
Calcium	**108**	mg/L	1.0	0.12	1	05/18/24 14:09	05/23/24 01:51	7440-70-2	
Magnesium	**14.3**	mg/L	0.050	0.012	1	05/18/24 14:09	05/23/24 01:51	7439-95-4	
6020 MET ICPMS	Analytical Method: EPA 6020B Preparation Method: EPA 3005A Pace Analytical Services - Peachtree Corners, GA								
Antimony	ND	mg/L	0.0030	0.00054	1	05/18/24 14:00	05/22/24 16:07	7440-36-0	
Arsenic	ND	mg/L	0.0050	0.00084	1	05/18/24 14:00	05/22/24 16:07	7440-38-2	
Barium	**0.054**	mg/L	0.0050	0.00047	1	05/18/24 14:00	05/22/24 16:07	7440-39-3	
Beryllium	ND	mg/L	0.00050	0.000094	1	05/18/24 14:00	05/22/24 16:07	7440-41-7	
Boron	**1.5**	mg/L	0.040	0.012	1	05/18/24 14:00	05/22/24 16:07	7440-42-8	
Cadmium	ND	mg/L	0.00050	0.00010	1	05/18/24 14:00	05/22/24 16:07	7440-43-9	
Chromium	ND	mg/L	0.0050	0.0019	1	05/18/24 14:00	05/22/24 16:07	7440-47-3	
Cobalt	**0.0016J**	mg/L	0.0050	0.00032	1	05/18/24 14:00	05/22/24 16:07	7440-48-4	
Lead	ND	mg/L	0.0010	0.00016	1	05/18/24 14:00	05/22/24 16:07	7439-92-1	
Lithium	ND	mg/L	0.030	0.0016	1	05/18/24 14:00	05/22/24 16:07	7439-93-2	
Molybdenum	**0.092**	mg/L	0.010	0.00062	1	05/18/24 14:00	05/22/24 16:07	7439-98-7	
Selenium	ND	mg/L	0.0050	0.00096	1	05/18/24 14:00	05/22/24 16:07	7782-49-2	
Thallium	ND	mg/L	0.0010	0.00038	1	05/18/24 14:00	05/22/24 16:07	7440-28-0	
7470 Mercury	Analytical Method: EPA 7470A Preparation Method: EPA 7470A Pace Analytical Services - Peachtree Corners, GA								
Mercury	ND	mg/L	0.00020	0.00013	1	05/24/24 08:30	05/24/24 13:25	7439-97-6	
2540C Total Dissolved Solids	Analytical Method: SM 2540C-2015 Pace Analytical Services - Peachtree Corners, GA								
Total Dissolved Solids	**503**	mg/L	25.0	25.0	1		05/20/24 12:20		
2320B Alkalinity	Analytical Method: SM 2320B-2011 Pace Analytical Services - Asheville								
Alkalinity,Bicarbonate (CaCO3)	**132**	mg/L	5.0	5.0	1		05/21/24 19:35		
Alkalinity,Carbonate (CaCO3)	ND	mg/L	5.0	5.0	1		05/21/24 19:35		
Alkalinity, Total as CaCO3	**132**	mg/L	5.0	5.0	1		05/21/24 19:35		
4500S2D Sulfide Water	Analytical Method: SM 4500-S2D-2011 Pace Analytical Services - Asheville								
Sulfide	ND	mg/L	0.10	0.022	1		05/22/24 05:13	18496-25-8	
300.0 IC Anions 28 Days	Analytical Method: EPA 300.0 Rev 2.1 1993 Pace Analytical Services - Asheville								
Chloride	**50.1**	mg/L	1.0	0.60	1		05/21/24 03:11	16887-00-6	

This report shall not be reproduced, except in full,
without the written consent of Pace Analytical Services, LLC.

Pace Analytical Services, LLC
9800 Kincey Ave. Suite 100
Huntersville, NC 28078
(704)875-9092

ANALYTICAL RESULTS

Project: Hammond AP-1
Pace Project No.: 92731696

Sample: HAM-PT-10 **Lab ID: 92731696013** Collected: 05/15/24 11:52 Received: 05/17/24 12:55 Matrix: Water

Parameters	Results	Units	Report Limit	MDL	DF	Prepared	Analyzed	CAS No.	Qual
300.0 IC Anions 28 Days	Analytical Method: EPA 300.0 Rev 2.1 1993 Pace Analytical Services - Asheville								
Fluoride	**0.22**	mg/L	0.10	0.050	1		05/21/24 03:11	16984-48-8	
Sulfate	**146**	mg/L	3.0	1.5	3		05/21/24 10:48	14808-79-8	

This report shall not be reproduced, except in full,
without the written consent of Pace Analytical Services, LLC.

Pace Analytical Services, LLC
9800 Kincey Ave. Suite 100
Huntersville, NC 28078
(704)875-9092

ANALYTICAL RESULTS

Project: Hammond AP-1
Pace Project No.: 92731696

Sample: HAM-PT-11 **Lab ID: 92731696014** Collected: 05/14/24 15:20 Received: 05/17/24 12:55 Matrix: Water

Parameters	Results	Units	Report Limit	MDL	DF	Prepared	Analyzed	CAS No.	Qual
6010D ATL ICP	Analytical Method: EPA 6010D Preparation Method: EPA 3010A								
	Pace Analytical Services - Peachtree Corners, GA								
Iron	ND	mg/L	0.040	0.025	1	05/18/24 14:09	05/23/24 01:55	7439-89-6	
Manganese	**0.28**	mg/L	0.040	0.011	1	05/18/24 14:09	05/23/24 01:55	7439-96-5	
Potassium	**6.0**	mg/L	0.50	0.15	1	05/18/24 14:09	05/23/24 01:55	7440-09-7	
Sodium	**8.8**	mg/L	1.0	0.58	1	05/18/24 14:09	05/23/24 01:55	7440-23-5	
Calcium	**90.9**	mg/L	1.0	0.12	1	05/18/24 14:09	05/23/24 01:55	7440-70-2	
Magnesium	**16.2**	mg/L	0.050	0.012	1	05/18/24 14:09	05/23/24 01:55	7439-95-4	
6020 MET ICPMS	Analytical Method: EPA 6020B Preparation Method: EPA 3005A								
	Pace Analytical Services - Peachtree Corners, GA								
Antimony	ND	mg/L	0.0030	0.00054	1	05/18/24 14:00	05/22/24 16:11	7440-36-0	
Arsenic	ND	mg/L	0.0050	0.00084	1	05/18/24 14:00	05/22/24 16:11	7440-38-2	
Barium	**0.057**	mg/L	0.0050	0.00047	1	05/18/24 14:00	05/22/24 16:11	7440-39-3	
Beryllium	ND	mg/L	0.00050	0.000094	1	05/18/24 14:00	05/22/24 16:11	7440-41-7	
Boron	**1.6**	mg/L	0.040	0.012	1	05/18/24 14:00	05/22/24 16:11	7440-42-8	
Cadmium	**0.00013J**	mg/L	0.00050	0.00010	1	05/18/24 14:00	05/22/24 16:11	7440-43-9	
Chromium	ND	mg/L	0.0050	0.0019	1	05/18/24 14:00	05/22/24 16:11	7440-47-3	
Cobalt	**0.0016J**	mg/L	0.0050	0.00032	1	05/18/24 14:00	05/22/24 16:11	7440-48-4	
Lead	ND	mg/L	0.0010	0.00016	1	05/18/24 14:00	05/22/24 16:11	7439-92-1	
Lithium	ND	mg/L	0.030	0.0016	1	05/18/24 14:00	05/22/24 16:11	7439-93-2	
Molybdenum	**0.24**	mg/L	0.010	0.00062	1	05/18/24 14:00	05/22/24 16:11	7439-98-7	
Selenium	ND	mg/L	0.0050	0.00096	1	05/18/24 14:00	05/22/24 16:11	7782-49-2	
Thallium	ND	mg/L	0.0010	0.00038	1	05/18/24 14:00	05/22/24 16:11	7440-28-0	
7470 Mercury	Analytical Method: EPA 7470A Preparation Method: EPA 7470A								
	Pace Analytical Services - Peachtree Corners, GA								
Mercury	ND	mg/L	0.00020	0.00013	1	05/24/24 08:30	05/24/24 13:28	7439-97-6	
2540C Total Dissolved Solids	Analytical Method: SM 2540C-2015								
	Pace Analytical Services - Peachtree Corners, GA								
Total Dissolved Solids	**441**	mg/L	25.0	25.0	1		05/20/24 12:17		
2320B Alkalinity	Analytical Method: SM 2320B-2011								
	Pace Analytical Services - Asheville								
Alkalinity,Bicarbonate (CaCO3)	**125**	mg/L	5.0	5.0	1		05/21/24 17:33		
Alkalinity,Carbonate (CaCO3)	ND	mg/L	5.0	5.0	1		05/21/24 17:33		
Alkalinity, Total as CaCO3	**125**	mg/L	5.0	5.0	1		05/21/24 17:33		
4500S2D Sulfide Water	Analytical Method: SM 4500-S2D-2011								
	Pace Analytical Services - Asheville								
Sulfide	ND	mg/L	0.10	0.022	1		05/20/24 23:46	18496-25-8	
300.0 IC Anions 28 Days	Analytical Method: EPA 300.0 Rev 2.1 1993								
	Pace Analytical Services - Asheville								
Chloride	**41.4**	mg/L	1.0	0.60	1		05/21/24 03:25	16887-00-6	

This report shall not be reproduced, except in full,
without the written consent of Pace Analytical Services, LLC.

Pace Analytical Services, LLC
9800 Kincey Ave. Suite 100
Huntersville, NC 28078
(704)875-9092

ANALYTICAL RESULTS

Project: Hammond AP-1
Pace Project No.: 92731696

Sample: HAM-PT-11 **Lab ID: 92731696014** Collected: 05/14/24 15:20 Received: 05/17/24 12:55 Matrix: Water

Parameters	Results	Units	Report Limit	MDL	DF	Prepared	Analyzed	CAS No.	Qual
300.0 IC Anions 28 Days	Analytical Method: EPA 300.0 Rev 2.1 1993 Pace Analytical Services - Asheville								
Fluoride	**0.34**	mg/L	0.10	0.050	1		05/21/24 03:25	16984-48-8	
Sulfate	**122**	mg/L	3.0	1.5	3		05/21/24 11:03	14808-79-8	

This report shall not be reproduced, except in full,
without the written consent of Pace Analytical Services, LLC.

Pace Analytical Services, LLC
9800 Kincey Ave. Suite 100
Huntersville, NC 28078
(704)875-9092

ANALYTICAL RESULTS

Project: Hammond AP-1
Pace Project No.: 92731696

Sample: HAM-PT-12 **Lab ID: 92731696015** Collected: 05/14/24 12:05 Received: 05/17/24 12:55 Matrix: Water

Parameters	Results	Units	Report Limit	MDL	DF	Prepared	Analyzed	CAS No.	Qual
6010D ATL ICP	Analytical Method: EPA 6010D Preparation Method: EPA 3010A Pace Analytical Services - Peachtree Corners, GA								
Iron	**0.33**	mg/L	0.040	0.025	1	05/18/24 14:09	05/23/24 01:59	7439-89-6	
Manganese	**1.0**	mg/L	0.040	0.011	1	05/18/24 14:09	05/23/24 01:59	7439-96-5	
Potassium	**6.8**	mg/L	0.50	0.15	1	05/18/24 14:09	05/23/24 01:59	7440-09-7	
Sodium	**11.8**	mg/L	1.0	0.58	1	05/18/24 14:09	05/23/24 01:59	7440-23-5	
Calcium	**99.7**	mg/L	1.0	0.12	1	05/18/24 14:09	05/23/24 01:59	7440-70-2	
Magnesium	**16.6**	mg/L	0.050	0.012	1	05/18/24 14:09	05/23/24 01:59	7439-95-4	
6020 MET ICPMS	Analytical Method: EPA 6020B Preparation Method: EPA 3005A Pace Analytical Services - Peachtree Corners, GA								
Antimony	ND	mg/L	0.0030	0.00054	1	05/18/24 14:00	05/22/24 16:15	7440-36-0	
Arsenic	ND	mg/L	0.0050	0.00084	1	05/18/24 14:00	05/22/24 16:15	7440-38-2	
Barium	**0.069**	mg/L	0.0050	0.00047	1	05/18/24 14:00	05/22/24 16:15	7440-39-3	
Beryllium	ND	mg/L	0.00050	0.000094	1	05/18/24 14:00	05/22/24 16:15	7440-41-7	
Boron	**1.6**	mg/L	0.040	0.012	1	05/18/24 14:00	05/22/24 16:15	7440-42-8	
Cadmium	**0.00014J**	mg/L	0.00050	0.00010	1	05/18/24 14:00	05/22/24 16:15	7440-43-9	
Chromium	ND	mg/L	0.0050	0.0019	1	05/18/24 14:00	05/22/24 16:15	7440-47-3	
Cobalt	**0.0044J**	mg/L	0.0050	0.00032	1	05/18/24 14:00	05/22/24 16:15	7440-48-4	
Lead	**0.00017J**	mg/L	0.0010	0.00016	1	05/18/24 14:00	05/22/24 16:15	7439-92-1	
Lithium	ND	mg/L	0.030	0.0016	1	05/18/24 14:00	05/22/24 16:15	7439-93-2	
Molybdenum	**0.085**	mg/L	0.010	0.00062	1	05/18/24 14:00	05/22/24 16:15	7439-98-7	
Selenium	ND	mg/L	0.0050	0.00096	1	05/18/24 14:00	05/22/24 16:15	7782-49-2	
Thallium	ND	mg/L	0.0010	0.00038	1	05/18/24 14:00	05/22/24 16:15	7440-28-0	
7470 Mercury	Analytical Method: EPA 7470A Preparation Method: EPA 7470A Pace Analytical Services - Peachtree Corners, GA								
Mercury	ND	mg/L	0.00020	0.00013	1	05/24/24 08:30	05/24/24 13:30	7439-97-6	
2540C Total Dissolved Solids	Analytical Method: SM 2540C-2015 Pace Analytical Services - Peachtree Corners, GA								
Total Dissolved Solids	**523**	mg/L	25.0	25.0	1		05/20/24 12:17		
2320B Alkalinity	Analytical Method: SM 2320B-2011 Pace Analytical Services - Asheville								
Alkalinity,Bicarbonate (CaCO3)	**129**	mg/L	5.0	5.0	1		05/21/24 17:51		
Alkalinity,Carbonate (CaCO3)	ND	mg/L	5.0	5.0	1		05/21/24 17:51		
Alkalinity, Total as CaCO3	**129**	mg/L	5.0	5.0	1		05/21/24 17:51		
4500S2D Sulfide Water	Analytical Method: SM 4500-S2D-2011 Pace Analytical Services - Asheville								
Sulfide	ND	mg/L	0.10	0.022	1		05/20/24 23:47	18496-25-8	
300.0 IC Anions 28 Days	Analytical Method: EPA 300.0 Rev 2.1 1993 Pace Analytical Services - Asheville								
Chloride	**50.3**	mg/L	1.0	0.60	1		05/21/24 03:38	16887-00-6	

This report shall not be reproduced, except in full,
without the written consent of Pace Analytical Services, LLC.

Pace Analytical Services, LLC
9800 Kincey Ave. Suite 100
Huntersville, NC 28078
(704)875-9092

ANALYTICAL RESULTS

Project: Hammond AP-1
Pace Project No.: 92731696

Sample: HAM-PT-12 **Lab ID: 92731696015** Collected: 05/14/24 12:05 Received: 05/17/24 12:55 Matrix: Water

Parameters	Results	Units	Report Limit	MDL	DF	Prepared	Analyzed	CAS No.	Qual
300.0 IC Anions 28 Days	Analytical Method: EPA 300.0 Rev 2.1 1993 Pace Analytical Services - Asheville								
Fluoride	**0.20**	mg/L	0.10	0.050	1		05/21/24 03:38	16984-48-8	
Sulfate	**125**	mg/L	3.0	1.5	3		05/21/24 11:17	14808-79-8	

This report shall not be reproduced, except in full,
without the written consent of Pace Analytical Services, LLC.

Pace Analytical Services, LLC
9800 Kincey Ave. Suite 100
Huntersville, NC 28078
(704)875-9092

ANALYTICAL RESULTS

Project: Hammond AP-1
Pace Project No.: 92731696

Sample: HAM-PT-13 **Lab ID: 92731696016** Collected: 05/15/24 18:45 Received: 05/17/24 12:55 Matrix: Water

Parameters	Results	Units	Report Limit	MDL	DF	Prepared	Analyzed	CAS No.	Qual
6010D ATL ICP	Analytical Method: EPA 6010D Preparation Method: EPA 3010A								
	Pace Analytical Services - Peachtree Corners, GA								
Iron	**15.0**	mg/L	0.040	0.025	1	05/18/24 14:09	05/23/24 02:02	7439-89-6	
Manganese	**3.6**	mg/L	0.040	0.011	1	05/18/24 14:09	05/23/24 02:02	7439-96-5	
Potassium	**5.0**	mg/L	0.50	0.15	1	05/18/24 14:09	05/23/24 02:02	7440-09-7	
Sodium	**7.8**	mg/L	1.0	0.58	1	05/18/24 14:09	05/23/24 02:02	7440-23-5	
Calcium	**99.2**	mg/L	1.0	0.12	1	05/18/24 14:09	05/23/24 02:02	7440-70-2	
Magnesium	**12.0**	mg/L	0.050	0.012	1	05/18/24 14:09	05/23/24 02:02	7439-95-4	
6020 MET ICPMS	Analytical Method: EPA 6020B Preparation Method: EPA 3005A								
	Pace Analytical Services - Peachtree Corners, GA								
Antimony	ND	mg/L	0.0030	0.00054	1	05/18/24 14:00	05/22/24 16:19	7440-36-0	
Arsenic	**0.29**	mg/L	0.0050	0.00084	1	05/18/24 14:00	05/22/24 16:19	7440-38-2	
Barium	**0.033**	mg/L	0.0050	0.00047	1	05/18/24 14:00	05/22/24 16:19	7440-39-3	
Beryllium	ND	mg/L	0.00050	0.000094	1	05/18/24 14:00	05/22/24 16:19	7440-41-7	
Boron	**0.52**	mg/L	0.040	0.012	1	05/18/24 14:00	05/22/24 16:19	7440-42-8	
Cadmium	ND	mg/L	0.00050	0.00010	1	05/18/24 14:00	05/22/24 16:19	7440-43-9	
Chromium	ND	mg/L	0.0050	0.0019	1	05/18/24 14:00	05/22/24 16:19	7440-47-3	
Cobalt	**0.024**	mg/L	0.0050	0.00032	1	05/18/24 14:00	05/22/24 16:19	7440-48-4	
Lead	ND	mg/L	0.0010	0.00016	1	05/18/24 14:00	05/22/24 16:19	7439-92-1	
Lithium	**0.058**	mg/L	0.030	0.0016	1	05/18/24 14:00	05/22/24 16:19	7439-93-2	
Molybdenum	**0.0087J**	mg/L	0.010	0.00062	1	05/18/24 14:00	05/22/24 16:19	7439-98-7	
Selenium	ND	mg/L	0.0050	0.00096	1	05/18/24 14:00	05/22/24 16:19	7782-49-2	
Thallium	ND	mg/L	0.0010	0.00038	1	05/18/24 14:00	05/22/24 16:19	7440-28-0	
7470 Mercury	Analytical Method: EPA 7470A Preparation Method: EPA 7470A								
	Pace Analytical Services - Peachtree Corners, GA								
Mercury	ND	mg/L	0.00020	0.00013	1	05/24/24 08:30	05/24/24 13:33	7439-97-6	
2540C Total Dissolved Solids	Analytical Method: SM 2540C-2015								
	Pace Analytical Services - Peachtree Corners, GA								
Total Dissolved Solids	**459**	mg/L	25.0	25.0	1		05/20/24 12:21		
2320B Alkalinity	Analytical Method: SM 2320B-2011								
	Pace Analytical Services - Asheville								
Alkalinity,Bicarbonate (CaCO3)	**111**	mg/L	5.0	5.0	1		05/21/24 19:44		
Alkalinity,Carbonate (CaCO3)	ND	mg/L	5.0	5.0	1		05/21/24 19:44		
Alkalinity, Total as CaCO3	**111**	mg/L	5.0	5.0	1		05/21/24 19:44		
4500S2D Sulfide Water	Analytical Method: SM 4500-S2D-2011								
	Pace Analytical Services - Asheville								
Sulfide	ND	mg/L	0.10	0.022	1		05/22/24 05:14	18496-25-8	
300.0 IC Anions 28 Days	Analytical Method: EPA 300.0 Rev 2.1 1993								
	Pace Analytical Services - Asheville								
Chloride	**9.5**	mg/L	1.0	0.60	1		05/21/24 04:20	16887-00-6	

REPORT OF LABORATORY ANALYSIS

This report shall not be reproduced, except in full,
without the written consent of Pace Analytical Services, LLC.

Pace Analytical Services, LLC
9800 Kincey Ave. Suite 100
Huntersville, NC 28078
(704)875-9092

ANALYTICAL RESULTS

Project: Hammond AP-1
Pace Project No.: 92731696

Sample: HAM-PT-13 **Lab ID: 92731696016** Collected: 05/15/24 18:45 Received: 05/17/24 12:55 Matrix: Water

Parameters	Results	Units	Report Limit	MDL	DF	Prepared	Analyzed	CAS No.	Qual
300.0 IC Anions 28 Days	Analytical Method: EPA 300.0 Rev 2.1 1993 Pace Analytical Services - Asheville								
Fluoride	**0.34**	mg/L	0.10	0.050	1		05/21/24 04:20	16984-48-8	
Sulfate	**190**	mg/L	4.0	2.0	4		05/21/24 11:31	14808-79-8	

This report shall not be reproduced, except in full,
without the written consent of Pace Analytical Services, LLC.

Pace Analytical Services, LLC
9800 Kincey Ave. Suite 100
Huntersville, NC 28078
(704)875-9092

ANALYTICAL RESULTS

Project: Hammond AP-1
Pace Project No.: 92731696

Sample: HAM-PT-14 **Lab ID: 92731696017** Collected: 05/15/24 18:27 Received: 05/17/24 12:55 Matrix: Water

Parameters	Results	Units	Report Limit	MDL	DF	Prepared	Analyzed	CAS No.	Qual
6010D ATL ICP	Analytical Method: EPA 6010D Preparation Method: EPA 3010A								
	Pace Analytical Services - Peachtree Corners, GA								
Iron	**14.9**	mg/L	0.040	0.025	1	05/18/24 14:09	05/23/24 02:05	7439-89-6	
Manganese	**3.1**	mg/L	0.040	0.011	1	05/18/24 14:09	05/23/24 02:05	7439-96-5	
Potassium	**5.0**	mg/L	0.50	0.15	1	05/18/24 14:09	05/23/24 02:05	7440-09-7	
Sodium	**6.7**	mg/L	1.0	0.58	1	05/18/24 14:09	05/23/24 02:05	7440-23-5	
Calcium	**97.4**	mg/L	1.0	0.12	1	05/18/24 14:09	05/23/24 02:05	7440-70-2	
Magnesium	**12.7**	mg/L	0.050	0.012	1	05/18/24 14:09	05/23/24 02:05	7439-95-4	
6020 MET ICPMS	Analytical Method: EPA 6020B Preparation Method: EPA 3005A								
	Pace Analytical Services - Peachtree Corners, GA								
Antimony	ND	mg/L	0.0030	0.00054	1	05/18/24 14:00	05/22/24 16:33	7440-36-0	
Arsenic	**0.21**	mg/L	0.0050	0.00084	1	05/18/24 14:00	05/22/24 16:33	7440-38-2	
Barium	**0.038**	mg/L	0.0050	0.00047	1	05/18/24 14:00	05/22/24 16:33	7440-39-3	
Beryllium	**0.00016J**	mg/L	0.00050	0.000094	1	05/18/24 14:00	05/22/24 16:33	7440-41-7	
Boron	**0.51**	mg/L	0.040	0.012	1	05/18/24 14:00	05/22/24 16:33	7440-42-8	
Cadmium	ND	mg/L	0.00050	0.00010	1	05/18/24 14:00	05/22/24 16:33	7440-43-9	
Chromium	ND	mg/L	0.0050	0.0019	1	05/18/24 14:00	05/22/24 16:33	7440-47-3	
Cobalt	**0.020**	mg/L	0.0050	0.00032	1	05/18/24 14:00	05/22/24 16:33	7440-48-4	
Lead	**0.00046J**	mg/L	0.0010	0.00016	1	05/18/24 14:00	05/22/24 16:33	7439-92-1	
Lithium	**0.051**	mg/L	0.030	0.0016	1	05/18/24 14:00	05/22/24 16:33	7439-93-2	
Molybdenum	**0.011**	mg/L	0.010	0.00062	1	05/18/24 14:00	05/22/24 16:33	7439-98-7	
Selenium	ND	mg/L	0.0050	0.00096	1	05/18/24 14:00	05/22/24 16:33	7782-49-2	
Thallium	ND	mg/L	0.0010	0.00038	1	05/18/24 14:00	05/22/24 16:33	7440-28-0	
7470 Mercury	Analytical Method: EPA 7470A Preparation Method: EPA 7470A								
	Pace Analytical Services - Peachtree Corners, GA								
Mercury	ND	mg/L	0.00020	0.00013	1	05/24/24 08:30	05/24/24 13:35	7439-97-6	
2540C Total Dissolved Solids	Analytical Method: SM 2540C-2015								
	Pace Analytical Services - Peachtree Corners, GA								
Total Dissolved Solids	**461**	mg/L	25.0	25.0	1		05/20/24 12:21		
2320B Alkalinity	Analytical Method: SM 2320B-2011								
	Pace Analytical Services - Asheville								
Alkalinity,Bicarbonate (CaCO3)	**121**	mg/L	5.0	5.0	1		05/21/24 19:53		
Alkalinity,Carbonate (CaCO3)	ND	mg/L	5.0	5.0	1		05/21/24 19:53		
Alkalinity, Total as CaCO3	**121**	mg/L	5.0	5.0	1		05/21/24 19:53		
4500S2D Sulfide Water	Analytical Method: SM 4500-S2D-2011								
	Pace Analytical Services - Asheville								
Sulfide	ND	mg/L	0.10	0.022	1		05/22/24 05:14	18496-25-8	
300.0 IC Anions 28 Days	Analytical Method: EPA 300.0 Rev 2.1 1993								
	Pace Analytical Services - Asheville								
Chloride	**10.5**	mg/L	1.0	0.60	1		05/21/24 04:34	16887-00-6	

This report shall not be reproduced, except in full,
without the written consent of Pace Analytical Services, LLC.

Pace Analytical Services, LLC
9800 Kincey Ave. Suite 100
Huntersville, NC 28078
(704)875-9092

ANALYTICAL RESULTS

Project: Hammond AP-1
Pace Project No.: 92731696

Sample: HAM-PT-14 **Lab ID: 92731696017** Collected: 05/15/24 18:27 Received: 05/17/24 12:55 Matrix: Water

Parameters	Results	Units	Report Limit	MDL	DF	Prepared	Analyzed	CAS No.	Qual
300.0 IC Anions 28 Days	Analytical Method: EPA 300.0 Rev 2.1 1993 Pace Analytical Services - Asheville								
Fluoride	**0.26**	mg/L	0.10	0.050	1		05/21/24 04:34	16984-48-8	
Sulfate	**175**	mg/L	4.0	2.0	4		05/21/24 11:44	14808-79-8	

This report shall not be reproduced, except in full,
without the written consent of Pace Analytical Services, LLC.

Pace Analytical Services, LLC
9800 Kincey Ave. Suite 100
Huntersville, NC 28078
(704)875-9092

ANALYTICAL RESULTS

Project: Hammond AP-1
Pace Project No.: 92731696

Sample: HAM-PT-15 **Lab ID: 92731696018** Collected: 05/15/24 16:10 Received: 05/17/24 12:55 Matrix: Water

Parameters	Results	Units	Report Limit	MDL	DF	Prepared	Analyzed	CAS No.	Qual
6010D ATL ICP	Analytical Method: EPA 6010D Preparation Method: EPA 3010A Pace Analytical Services - Peachtree Corners, GA								
Sodium	**8.1**	mg/L	1.0	0.58	1	05/18/24 14:09	05/24/24 11:31	7440-23-5	
Iron	**9.2**	mg/L	0.040	0.025	1	05/18/24 14:09	05/23/24 02:16	7439-89-6	
Manganese	**5.7**	mg/L	0.040	0.011	1	05/18/24 14:09	05/23/24 02:16	7439-96-5	
Potassium	**5.3**	mg/L	0.50	0.15	1	05/18/24 14:09	05/23/24 02:16	7440-09-7	
Calcium	**141**	mg/L	1.0	0.12	1	05/18/24 14:09	05/23/24 02:16	7440-70-2	
Magnesium	**16.1**	mg/L	0.050	0.012	1	05/18/24 14:09	05/23/24 02:16	7439-95-4	
6020 MET ICPMS	Analytical Method: EPA 6020B Preparation Method: EPA 3005A Pace Analytical Services - Peachtree Corners, GA								
Antimony	ND	mg/L	0.0030	0.00054	1	05/18/24 14:00	05/22/24 16:37	7440-36-0	
Arsenic	**0.39**	mg/L	0.0050	0.00084	1	05/18/24 14:00	05/22/24 16:37	7440-38-2	
Barium	**0.043**	mg/L	0.0050	0.00047	1	05/18/24 14:00	05/22/24 16:37	7440-39-3	
Beryllium	ND	mg/L	0.00050	0.000094	1	05/18/24 14:00	05/22/24 16:37	7440-41-7	
Boron	**0.76**	mg/L	0.040	0.012	1	05/18/24 14:00	05/22/24 16:37	7440-42-8	
Cadmium	ND	mg/L	0.00050	0.00010	1	05/18/24 14:00	05/22/24 16:37	7440-43-9	
Chromium	ND	mg/L	0.0050	0.0019	1	05/18/24 14:00	05/22/24 16:37	7440-47-3	
Cobalt	**0.059**	mg/L	0.0050	0.00032	1	05/18/24 14:00	05/22/24 16:37	7440-48-4	
Lead	ND	mg/L	0.0010	0.00016	1	05/18/24 14:00	05/22/24 16:37	7439-92-1	
Lithium	**0.047**	mg/L	0.030	0.0016	1	05/18/24 14:00	05/22/24 16:37	7439-93-2	
Molybdenum	**0.021**	mg/L	0.010	0.00062	1	05/18/24 14:00	05/22/24 16:37	7439-98-7	
Selenium	ND	mg/L	0.0050	0.00096	1	05/18/24 14:00	05/22/24 16:37	7782-49-2	
Thallium	ND	mg/L	0.0010	0.00038	1	05/18/24 14:00	05/22/24 16:37	7440-28-0	
7470 Mercury	Analytical Method: EPA 7470A Preparation Method: EPA 7470A Pace Analytical Services - Peachtree Corners, GA								
Mercury	ND	mg/L	0.00020	0.00013	1	05/24/24 08:30	05/24/24 13:38	7439-97-6	
2540C Total Dissolved Solids	Analytical Method: SM 2540C-2015 Pace Analytical Services - Peachtree Corners, GA								
Total Dissolved Solids	**639**	mg/L	25.0	25.0	1		05/20/24 12:22		
2320B Alkalinity	Analytical Method: SM 2320B-2011 Pace Analytical Services - Asheville								
Alkalinity,Bicarbonate (CaCO3)	**134**	mg/L	5.0	5.0	1		05/21/24 20:02		
Alkalinity,Carbonate (CaCO3)	ND	mg/L	5.0	5.0	1		05/21/24 20:02		
Alkalinity, Total as CaCO3	**134**	mg/L	5.0	5.0	1		05/21/24 20:02		
4500S2D Sulfide Water	Analytical Method: SM 4500-S2D-2011 Pace Analytical Services - Asheville								
Sulfide	ND	mg/L	0.10	0.022	1		05/22/24 05:15	18496-25-8	
300.0 IC Anions 28 Days	Analytical Method: EPA 300.0 Rev 2.1 1993 Pace Analytical Services - Asheville								
Chloride	**12.6**	mg/L	1.0	0.60	1		05/21/24 04:48	16887-00-6	

This report shall not be reproduced, except in full,
without the written consent of Pace Analytical Services, LLC.

Pace Analytical Services, LLC
9800 Kincey Ave. Suite 100
Huntersville, NC 28078
(704)875-9092

ANALYTICAL RESULTS

Project: Hammond AP-1
Pace Project No.: 92731696

Sample: HAM-PT-15 **Lab ID: 92731696018** Collected: 05/15/24 16:10 Received: 05/17/24 12:55 Matrix: Water

Parameters	Results	Units	Report Limit	MDL	DF	Prepared	Analyzed	CAS No.	Qual
300.0 IC Anions 28 Days	Analytical Method: EPA 300.0 Rev 2.1 1993 Pace Analytical Services - Asheville								
Fluoride	**0.35**	mg/L	0.10	0.050	1		05/21/24 04:48	16984-48-8	
Sulfate	**271**	mg/L	6.0	3.0	6		05/21/24 11:58	14808-79-8	

This report shall not be reproduced, except in full,
without the written consent of Pace Analytical Services, LLC.

Pace Analytical Services, LLC
9800 Kincey Ave. Suite 100
Huntersville, NC 28078
(704)875-9092

QUALITY CONTROL DATA

Project: Hammond AP-1
Pace Project No.: 92731696

QC Batch: 855608
QC Batch Method: EPA 3010A
Analysis Method: EPA 6010D
Analysis Description: 6010D ATL
Laboratory: Pace Analytical Services - Peachtree Corners, GA

Associated Lab Samples: 92731696001, 92731696002, 92731696003, 92731696004, 92731696005, 92731696006, 92731696007, 92731696008, 92731696009, 92731696010, 92731696011, 92731696012, 92731696013, 92731696014, 92731696015, 92731696016, 92731696017, 92731696018

METHOD BLANK: 4414794
Matrix: Water

Associated Lab Samples: 92731696001, 92731696002, 92731696003, 92731696004, 92731696005, 92731696006, 92731696007, 92731696008, 92731696009, 92731696010, 92731696011, 92731696012, 92731696013, 92731696014, 92731696015, 92731696016, 92731696017, 92731696018

Parameter	Units	Blank Result	Reporting Limit	MDL	Analyzed	Qualifiers
Calcium	mg/L	ND	1.0	0.12	05/23/24 00:42	
Iron	mg/L	ND	0.040	0.025	05/23/24 00:42	
Magnesium	mg/L	ND	0.050	0.012	05/23/24 00:42	
Manganese	mg/L	ND	0.040	0.011	05/23/24 00:42	
Potassium	mg/L	ND	0.50	0.15	05/23/24 00:42	
Sodium	mg/L	ND	1.0	0.58	05/23/24 00:42	

LABORATORY CONTROL SAMPLE: 4414795

Parameter	Units	Spike Conc.	LCS Result	LCS % Rec	% Rec Limits	Qualifiers
Calcium	mg/L	1	1.0	101	80-120	
Iron	mg/L	1	1.0	101	80-120	
Magnesium	mg/L	1	1.0	103	80-120	
Manganese	mg/L	1	0.99	99	80-120	
Potassium	mg/L	1	1.0	103	80-120	
Sodium	mg/L	1	1.0	100	80-120	

MATRIX SPIKE & MATRIX SPIKE DUPLICATE: 4414796 4414797

Parameter	Units	92731696001 Result	MS Spike Conc.	MSD Spike Conc.	MS Result	MSD Result	MS % Rec	MSD % Rec	% Rec Limits	RPD	Max RPD	Qual
Calcium	mg/L	ND	1	1	1.0J	1.0	99	100	75-125		20	
Iron	mg/L	ND	1	1	0.99	1.0	99	100	75-125	1	20	
Magnesium	mg/L	ND	1	1	1.0	1.0	103	103	75-125	0	20	
Manganese	mg/L	ND	1	1	0.99	0.99	99	99	75-125	1	20	
Potassium	mg/L	ND	1	1	0.98	1.0	97	99	75-125	2	20	
Sodium	mg/L	ND	1	1	1.3	1.3	103	100	75-125	2	20	

Results presented on this page are in the units indicated by the "Units" column except where an alternate unit is presented to the right of the result.

REPORT OF LABORATORY ANALYSIS

This report shall not be reproduced, except in full,
without the written consent of Pace Analytical Services, LLC.

Pace Analytical Services, LLC
9800 Kincey Ave. Suite 100
Huntersville, NC 28078
(704)875-9092

QUALITY CONTROL DATA

Project: Hammond AP-1
Pace Project No.: 92731696

QC Batch: 855534
QC Batch Method: EPA 3005A
Analysis Method: EPA 6020B
Analysis Description: 6020 MET
Laboratory: Pace Analytical Services - Peachtree Corners, GA

Associated Lab Samples: 92731696001, 92731696002, 92731696003, 92731696004, 92731696005, 92731696006, 92731696007, 92731696008, 92731696009, 92731696010, 92731696011, 92731696012, 92731696013, 92731696014, 92731696015, 92731696016, 92731696017, 92731696018

METHOD BLANK: 4414417
Matrix: Water

Associated Lab Samples: 92731696001, 92731696002, 92731696003, 92731696004, 92731696005, 92731696006, 92731696007, 92731696008, 92731696009, 92731696010, 92731696011, 92731696012, 92731696013, 92731696014, 92731696015, 92731696016, 92731696017, 92731696018

Parameter	Units	Blank Result	Reporting Limit	MDL	Analyzed	Qualifiers
Antimony	mg/L	ND	0.0030	0.00054	05/22/24 14:58	
Arsenic	mg/L	ND	0.0050	0.00084	05/22/24 14:58	
Barium	mg/L	ND	0.0050	0.00047	05/22/24 14:58	
Beryllium	mg/L	ND	0.00050	0.000094	05/22/24 14:58	
Boron	mg/L	ND	0.040	0.012	05/22/24 14:58	
Cadmium	mg/L	ND	0.00050	0.00010	05/22/24 14:58	
Chromium	mg/L	ND	0.0050	0.0019	05/22/24 14:58	
Cobalt	mg/L	ND	0.0050	0.00032	05/22/24 14:58	
Lead	mg/L	ND	0.0010	0.00016	05/22/24 14:58	
Lithium	mg/L	ND	0.030	0.0016	05/22/24 14:58	
Molybdenum	mg/L	ND	0.010	0.00062	05/22/24 14:58	
Selenium	mg/L	ND	0.0050	0.00096	05/22/24 14:58	
Thallium	mg/L	ND	0.0010	0.00038	05/22/24 14:58	

LABORATORY CONTROL SAMPLE: 4414418

Parameter	Units	Spike Conc.	LCS Result	LCS % Rec	% Rec Limits	Qualifiers
Antimony	mg/L	0.1	0.11	106	80-120	
Arsenic	mg/L	0.1	0.10	101	80-120	
Barium	mg/L	0.1	0.10	101	80-120	
Beryllium	mg/L	0.1	0.10	104	80-120	
Boron	mg/L	1	1.0	103	80-120	
Cadmium	mg/L	0.1	0.10	103	80-120	
Chromium	mg/L	0.1	0.10	103	80-120	
Cobalt	mg/L	0.1	0.10	101	80-120	
Lead	mg/L	0.1	0.10	104	80-120	
Lithium	mg/L	0.1	0.11	106	80-120	
Molybdenum	mg/L	0.1	0.10	105	80-120	
Selenium	mg/L	0.1	0.10	101	80-120	
Thallium	mg/L	0.1	0.10	100	80-120	

Results presented on this page are in the units indicated by the "Units" column except where an alternate unit is presented to the right of the result.

This report shall not be reproduced, except in full,
without the written consent of Pace Analytical Services, LLC.

Pace Analytical Services, LLC
9800 Kincey Ave. Suite 100
Huntersville, NC 28078
(704)875-9092

QUALITY CONTROL DATA

Project: Hammond AP-1
Pace Project No.: 92731696

MATRIX SPIKE & MATRIX SPIKE DUPLICATE: 4414419 4414420

Parameter	Units	92731696001 Result	MS Spike Conc.	MSD Spike Conc.	MS Result	MSD Result	MS % Rec	MSD % Rec	% Rec Limits	RPD	Max RPD	Qual
Antimony	mg/L	ND	0.1	0.1	0.10	0.10	105	103	75-125	1	20	
Arsenic	mg/L	ND	0.1	0.1	0.098	0.099	98	99	75-125	1	20	
Barium	mg/L	ND	0.1	0.1	0.10	0.098	100	98	75-125	2	20	
Beryllium	mg/L	ND	0.1	0.1	0.10	0.10	102	102	75-125	0	20	
Boron	mg/L	ND	1	1	1.0	1.0	101	100	75-125	1	20	
Cadmium	mg/L	ND	0.1	0.1	0.10	0.10	100	100	75-125	0	20	
Chromium	mg/L	ND	0.1	0.1	0.099	0.098	99	98	75-125	1	20	
Cobalt	mg/L	ND	0.1	0.1	0.098	0.099	98	99	75-125	1	20	
Lead	mg/L	ND	0.1	0.1	0.10	0.10	100	101	75-125	1	20	
Lithium	mg/L	ND	0.1	0.1	0.10	0.10	104	104	75-125	0	20	
Molybdenum	mg/L	ND	0.1	0.1	0.10	0.10	102	101	75-125	1	20	
Selenium	mg/L	ND	0.1	0.1	0.097	0.098	97	98	75-125	1	20	
Thallium	mg/L	ND	0.1	0.1	0.097	0.099	97	98	75-125	1	20	

Results presented on this page are in the units indicated by the "Units" column except where an alternate unit is presented to the right of the result.

This report shall not be reproduced, except in full,
without the written consent of Pace Analytical Services, LLC.

Pace Analytical Services, LLC
9800 Kincey Ave. Suite 100
Huntersville, NC 28078
(704)875-9092

QUALITY CONTROL DATA

Project: Hammond AP-1
Pace Project No.: 92731696

QC Batch: 856966
QC Batch Method: EPA 7470A
Analysis Method: EPA 7470A
Analysis Description: 7470 Mercury
Laboratory: Pace Analytical Services - Peachtree Corners, GA

Associated Lab Samples: 92731696001, 92731696002, 92731696003, 92731696004, 92731696005, 92731696006, 92731696007, 92731696008, 92731696009, 92731696010, 92731696011, 92731696012, 92731696013, 92731696014, 92731696015, 92731696016, 92731696017, 92731696018

METHOD BLANK: 4421300
Matrix: Water

Associated Lab Samples: 92731696001, 92731696002, 92731696003, 92731696004, 92731696005, 92731696006, 92731696007, 92731696008, 92731696009, 92731696010, 92731696011, 92731696012, 92731696013, 92731696014, 92731696015, 92731696016, 92731696017, 92731696018

Parameter	Units	Blank Result	Reporting Limit	MDL	Analyzed	Qualifiers
Mercury	mg/L	ND	0.00020	0.00013	05/24/24 12:26	

LABORATORY CONTROL SAMPLE: 4421301

Parameter	Units	Spike Conc.	LCS Result	LCS % Rec	% Rec Limits	Qualifiers
Mercury	mg/L	0.0025	0.0024	97	80-120	

MATRIX SPIKE & MATRIX SPIKE DUPLICATE: 4421302 4421303

Parameter	Units	92731696002 Result	MS Spike Conc.	MSD Spike Conc.	MS Result	MSD Result	MS % Rec	MSD % Rec	% Rec Limits	RPD	Max RPD	Qual
Mercury	mg/L	ND	0.0025	0.0025	0.0024	0.0024	95	95	75-125	1	20	

Results presented on this page are in the units indicated by the "Units" column except where an alternate unit is presented to the right of the result.

This report shall not be reproduced, except in full,
without the written consent of Pace Analytical Services, LLC.

Pace Analytical Services, LLC
9800 Kincey Ave. Suite 100
Huntersville, NC 28078
(704)875-9092

QUALITY CONTROL DATA

Project: Hammond AP-1
Pace Project No.: 92731696

QC Batch: 855801
QC Batch Method: SM 2540C-2015
Analysis Method: SM 2540C-2015
Analysis Description: 2540C Total Dissolved Solids
Laboratory: Pace Analytical Services - Peachtree Corners, GA

Associated Lab Samples: 92731696001, 92731696002, 92731696003, 92731696004, 92731696005, 92731696006, 92731696007, 92731696008, 92731696009, 92731696010, 92731696011, 92731696012, 92731696013, 92731696014, 92731696015, 92731696016, 92731696017, 92731696018

METHOD BLANK: 4415457
Matrix: Water

Associated Lab Samples: 92731696001, 92731696002, 92731696003, 92731696004, 92731696005, 92731696006, 92731696007, 92731696008, 92731696009, 92731696010, 92731696011, 92731696012, 92731696013, 92731696014, 92731696015, 92731696016, 92731696017, 92731696018

Parameter	Units	Blank Result	Reporting Limit	MDL	Analyzed	Qualifiers
Total Dissolved Solids	mg/L	ND	25.0	25.0	05/20/24 12:16	

LABORATORY CONTROL SAMPLE: 4415458

Parameter	Units	Spike Conc.	LCS Result	LCS % Rec	% Rec Limits	Qualifiers
Total Dissolved Solids	mg/L	400	396	99	80-120	

SAMPLE DUPLICATE: 4415459

Parameter	Units	92731696007 Result	Dup Result	RPD	Max RPD	Qualifiers
Total Dissolved Solids	mg/L	564	575	2	10	

SAMPLE DUPLICATE: 4415460

Parameter	Units	92731696008 Result	Dup Result	RPD	Max RPD	Qualifiers
Total Dissolved Solids	mg/L	483	478	1	10	

Results presented on this page are in the units indicated by the "Units" column except where an alternate unit is presented to the right of the result.

This report shall not be reproduced, except in full,
without the written consent of Pace Analytical Services, LLC.

Pace Analytical Services, LLC
9800 Kincey Ave. Suite 100
Huntersville, NC 28078
(704)875-9092

QUALITY CONTROL DATA

Project: Hammond AP-1
Pace Project No.: 92731696

QC Batch: 856180
QC Batch Method: SM 2320B-2011
Analysis Method: SM 2320B-2011
Analysis Description: 2320B Alkalinity
Laboratory: Pace Analytical Services - Asheville

Associated Lab Samples: 92731696001, 92731696002, 92731696003, 92731696004, 92731696005, 92731696006, 92731696007, 92731696008, 92731696009, 92731696012, 92731696013, 92731696014, 92731696015, 92731696016, 92731696017, 92731696018

METHOD BLANK: 4417200
Matrix: Water

Associated Lab Samples: 92731696001, 92731696002, 92731696003, 92731696004, 92731696005, 92731696006, 92731696007, 92731696008, 92731696009, 92731696012, 92731696013, 92731696014, 92731696015, 92731696016, 92731696017, 92731696018

Parameter	Units	Blank Result	Reporting Limit	MDL	Analyzed	Qualifiers
Alkalinity, Total as CaCO3	mg/L	ND	5.0	5.0	05/21/24 16:14	
Alkalinity,Bicarbonate (CaCO3)	mg/L	ND	5.0	5.0	05/21/24 16:14	
Alkalinity,Carbonate (CaCO3)	mg/L	ND	5.0	5.0	05/21/24 16:14	

LABORATORY CONTROL SAMPLE: 4417201

Parameter	Units	Spike Conc.	LCS Result	LCS % Rec	% Rec Limits	Qualifiers
Alkalinity, Total as CaCO3	mg/L	50	51.4	103	80-120	

LABORATORY CONTROL SAMPLE: 4417202

Parameter	Units	Spike Conc.	LCS Result	LCS % Rec	% Rec Limits	Qualifiers
Alkalinity, Total as CaCO3	mg/L	50	49.9	100	80-120	

MATRIX SPIKE & MATRIX SPIKE DUPLICATE: 4417203 4417204

Parameter	Units	92731696007 Result	MS Spike Conc.	MSD Spike Conc.	MS Result	MSD Result	MS % Rec	MSD % Rec	% Rec Limits	RPD	Max RPD	Qual
Alkalinity, Total as CaCO3	mg/L	175	50	50	214	211	79	72	80-120	2	25	M1

MATRIX SPIKE & MATRIX SPIKE DUPLICATE: 4417205 4417206

Parameter	Units	92731696012 Result	MS Spike Conc.	MSD Spike Conc.	MS Result	MSD Result	MS % Rec	MSD % Rec	% Rec Limits	RPD	Max RPD	Qual
Alkalinity, Total as CaCO3	mg/L	139	50	50	181	177	83	77	80-120	2	25	M1

Results presented on this page are in the units indicated by the "Units" column except where an alternate unit is presented to the right of the result.

This report shall not be reproduced, except in full,
without the written consent of Pace Analytical Services, LLC.

Pace Analytical Services, LLC
9800 Kincey Ave. Suite 100
Huntersville, NC 28078
(704)875-9092

QUALITY CONTROL DATA

Project: Hammond AP-1
Pace Project No.: 92731696

QC Batch: 857348
QC Batch Method: SM 2320B-2011
Analysis Method: SM 2320B-2011
Analysis Description: 2320B Alkalinity
Laboratory: Pace Analytical Services - Asheville
Associated Lab Samples: 92731696010, 92731696011

METHOD BLANK: 4422747 Matrix: Water
Associated Lab Samples: 92731696010, 92731696011

Parameter	Units	Blank Result	Reporting Limit	MDL	Analyzed	Qualifiers
Alkalinity, Total as CaCO3	mg/L	ND	5.0	5.0	05/28/24 16:34	
Alkalinity,Bicarbonate (CaCO3)	mg/L	ND	5.0	5.0	05/28/24 16:34	
Alkalinity,Carbonate (CaCO3)	mg/L	ND	5.0	5.0	05/28/24 16:34	

LABORATORY CONTROL SAMPLE: 4422748

Parameter	Units	Spike Conc.	LCS Result	LCS % Rec	% Rec Limits	Qualifiers
Alkalinity, Total as CaCO3	mg/L	50	50.4	101	80-120	

LABORATORY CONTROL SAMPLE: 4422749

Parameter	Units	Spike Conc.	LCS Result	LCS % Rec	% Rec Limits	Qualifiers
Alkalinity, Total as CaCO3	mg/L	50	50.0	100	80-120	

MATRIX SPIKE & MATRIX SPIKE DUPLICATE: 4422750 4422751

Parameter	Units	92731615001 Result	MS Spike Conc.	MSD Spike Conc.	MS Result	MSD Result	MS % Rec	MSD % Rec	% Rec Limits	RPD	Max RPD	Qual
Alkalinity, Total as CaCO3	mg/L	75300 ug/L	50	50	124	125	98	99	80-120	0	25	

MATRIX SPIKE & MATRIX SPIKE DUPLICATE: 4422752 4422753

Parameter	Units	92732006003 Result	MS Spike Conc.	MSD Spike Conc.	MS Result	MSD Result	MS % Rec	MSD % Rec	% Rec Limits	RPD	Max RPD	Qual
Alkalinity, Total as CaCO3	mg/L	766	50	50	804	820	76	109	80-120	2	25	M1

Results presented on this page are in the units indicated by the "Units" column except where an alternate unit is presented to the right of the result.

REPORT OF LABORATORY ANALYSIS

This report shall not be reproduced, except in full,
without the written consent of Pace Analytical Services, LLC.

Pace Analytical Services, LLC
9800 Kincey Ave. Suite 100
Huntersville, NC 28078
(704)875-9092

QUALITY CONTROL DATA

Project: Hammond AP-1
Pace Project No.: 92731696

QC Batch: 855942
QC Batch Method: SM 4500-S2D-2011
Analysis Method: SM 4500-S2D-2011
Analysis Description: 4500S2D Sulfide Water
Laboratory: Pace Analytical Services - Asheville
Associated Lab Samples: 92731696007, 92731696012, 92731696014, 92731696015

METHOD BLANK: 4416179 Matrix: Water
Associated Lab Samples: 92731696007, 92731696012, 92731696014, 92731696015

Parameter	Units	Blank Result	Reporting Limit	MDL	Analyzed	Qualifiers
Sulfide	mg/L	ND	0.10	0.022	05/20/24 23:35	

LABORATORY CONTROL SAMPLE: 4416180

Parameter	Units	Spike Conc.	LCS Result	LCS % Rec	% Rec Limits	Qualifiers
Sulfide	mg/L	0.5	0.53	105	80-120	

MATRIX SPIKE & MATRIX SPIKE DUPLICATE: 4416181 4416182

Parameter	Units	92731245002 Result	MS Spike Conc.	MSD Spike Conc.	MS Result	MSD Result	MS % Rec	MSD % Rec	% Rec Limits	RPD	Max RPD	Qual
Sulfide	mg/L	ND	0.5	0.5	0.55	0.55	106	106	80-120	0	10	

Results presented on this page are in the units indicated by the "Units" column except where an alternate unit is presented to the right of the result.

This report shall not be reproduced, except in full,
without the written consent of Pace Analytical Services, LLC.

Pace Analytical Services, LLC
9800 Kincey Ave. Suite 100
Huntersville, NC 28078
(704)875-9092

QUALITY CONTROL DATA

Project: Hammond AP-1
Pace Project No.: 92731696

QC Batch: 856274
QC Batch Method: SM 4500-S2D-2011
Analysis Method: SM 4500-S2D-2011
Analysis Description: 4500S2D Sulfide Water
Laboratory: Pace Analytical Services - Asheville
Associated Lab Samples: 92731696001, 92731696003, 92731696004, 92731696005, 92731696006, 92731696008, 92731696009, 92731696010, 92731696011, 92731696013, 92731696016, 92731696017, 92731696018

METHOD BLANK: 4417824
Matrix: Water
Associated Lab Samples: 92731696001, 92731696003, 92731696004, 92731696005, 92731696006, 92731696008, 92731696009, 92731696010, 92731696011, 92731696013, 92731696016, 92731696017, 92731696018

Parameter	Units	Blank Result	Reporting Limit	MDL	Analyzed	Qualifiers
Sulfide	mg/L	ND	0.10	0.022	05/22/24 05:06	

LABORATORY CONTROL SAMPLE: 4417825

Parameter	Units	Spike Conc.	LCS Result	LCS % Rec	% Rec Limits	Qualifiers
Sulfide	mg/L	0.5	0.45	89	80-120	

MATRIX SPIKE & MATRIX SPIKE DUPLICATE: 4417826 4417827

Parameter	Units	92731245003 Result	MS Spike Conc.	MSD Spike Conc.	MS Result	MSD Result	MS % Rec	MSD % Rec	% Rec Limits	RPD	Max RPD	Qual
Sulfide	mg/L	ND	0.5	0.5	0.49	0.49	94	95	80-120	1	10	

MATRIX SPIKE & MATRIX SPIKE DUPLICATE: 4417828 4417829

Parameter	Units	92731696001 Result	MS Spike Conc.	MSD Spike Conc.	MS Result	MSD Result	MS % Rec	MSD % Rec	% Rec Limits	RPD	Max RPD	Qual
Sulfide	mg/L	ND	0.5	0.5	0.48	0.50	96	100	80-120	4	10	

Results presented on this page are in the units indicated by the "Units" column except where an alternate unit is presented to the right of the result.

REPORT OF LABORATORY ANALYSIS

This report shall not be reproduced, except in full,
without the written consent of Pace Analytical Services, LLC.

Pace Analytical Services, LLC
9800 Kincey Ave. Suite 100
Huntersville, NC 28078
(704)875-9092

QUALITY CONTROL DATA

Project: Hammond AP-1
Pace Project No.: 92731696

QC Batch: 856275
QC Batch Method: SM 4500-S2D-2011
Analysis Method: SM 4500-S2D-2011
Analysis Description: 4500S2D Sulfide Water
Laboratory: Pace Analytical Services - Asheville
Associated Lab Samples: 92731696002

METHOD BLANK: 4417830
Matrix: Water
Associated Lab Samples: 92731696002

Parameter	Units	Blank Result	Reporting Limit	MDL	Analyzed	Qualifiers
Sulfide	mg/L	ND	0.10	0.022	05/22/24 05:18	

LABORATORY CONTROL SAMPLE: 4417831

Parameter	Units	Spike Conc.	LCS Result	LCS % Rec	% Rec Limits	Qualifiers
Sulfide	mg/L	0.5	0.49	98	80-120	

MATRIX SPIKE & MATRIX SPIKE DUPLICATE: 4417832 4417833

Parameter	Units	92731696002 Result	MS Spike Conc.	MSD Spike Conc.	MS Result	MSD Result	MS % Rec	MSD % Rec	% Rec Limits	RPD	Max RPD	Qual
Sulfide	mg/L	ND	0.5	0.5	0.49	0.48	99	97	80-120	2	10	

Results presented on this page are in the units indicated by the "Units" column except where an alternate unit is presented to the right of the result.

REPORT OF LABORATORY ANALYSIS

This report shall not be reproduced, except in full,
without the written consent of Pace Analytical Services, LLC.

Pace Analytical Services, LLC
9800 Kincey Ave. Suite 100
Huntersville, NC 28078
(704)875-9092

QUALITY CONTROL DATA

Project: Hammond AP-1
Pace Project No.: 92731696

QC Batch: 855697
QC Batch Method: EPA 300.0 Rev 2.1 1993
Analysis Method: EPA 300.0 Rev 2.1 1993
Analysis Description: 300.0 IC Anions
Laboratory: Pace Analytical Services - Asheville
Associated Lab Samples: 92731696001, 92731696002, 92731696004, 92731696006

METHOD BLANK: 4415009 Matrix: Water
Associated Lab Samples: 92731696001, 92731696002, 92731696004, 92731696006

Parameter	Units	Blank Result	Reporting Limit	MDL	Analyzed	Qualifiers
Chloride	mg/L	ND	1.0	0.60	05/20/24 00:22	
Fluoride	mg/L	ND	0.10	0.050	05/20/24 00:22	
Sulfate	mg/L	ND	1.0	0.50	05/20/24 00:22	

LABORATORY CONTROL SAMPLE: 4415010

Parameter	Units	Spike Conc.	LCS Result	LCS % Rec	% Rec Limits	Qualifiers
Chloride	mg/L	50	49.3	99	90-110	
Fluoride	mg/L	2.5	2.4	97	90-110	
Sulfate	mg/L	50	49.1	98	90-110	

MATRIX SPIKE & MATRIX SPIKE DUPLICATE: 4415011 4415012

Parameter	Units	92731542009 Result	MS Spike Conc.	MSD Spike Conc.	MS Result	MSD Result	MS % Rec	MSD % Rec	% Rec Limits	RPD	Max RPD	Qual
Chloride	mg/L	151	50	50	199	199	95	96	90-110	0	10	
Fluoride	mg/L	0.081J	2.5	2.5	2.7	2.7	104	103	90-110	1	10	
Sulfate	mg/L	3.0	50	50	55.7	55.2	105	104	90-110	1	10	

MATRIX SPIKE & MATRIX SPIKE DUPLICATE: 4415013 4415014

Parameter	Units	92731735001 Result	MS Spike Conc.	MSD Spike Conc.	MS Result	MSD Result	MS % Rec	MSD % Rec	% Rec Limits	RPD	Max RPD	Qual
Chloride	mg/L	492	50	50	530	529	75	74	90-110	0	10	M1
Fluoride	mg/L	ND	2.5	2.5	ND	ND	0	0	90-110		10	M1
Sulfate	mg/L	16.9	50	50	70.8	69.6	108	105	90-110	2	10	

Results presented on this page are in the units indicated by the "Units" column except where an alternate unit is presented to the right of the result.

This report shall not be reproduced, except in full,
without the written consent of Pace Analytical Services, LLC.

Pace Analytical Services, LLC
9800 Kincey Ave. Suite 100
Huntersville, NC 28078
(704)875-9092

QUALITY CONTROL DATA

Project: Hammond AP-1
Pace Project No.: 92731696

QC Batch: 855920
QC Batch Method: EPA 300.0 Rev 2.1 1993
Analysis Method: EPA 300.0 Rev 2.1 1993
Analysis Description: 300.0 IC Anions
Laboratory: Pace Analytical Services - Asheville
Associated Lab Samples: 92731696007, 92731696008, 92731696009, 92731696010, 92731696012, 92731696013, 92731696014, 92731696015, 92731696016, 92731696017, 92731696018

METHOD BLANK: 4416092 Matrix: Water
Associated Lab Samples: 92731696007, 92731696008, 92731696009, 92731696010, 92731696012, 92731696013, 92731696014, 92731696015, 92731696016, 92731696017, 92731696018

Parameter	Units	Blank Result	Reporting Limit	MDL	Analyzed	Qualifiers
Chloride	mg/L	ND	1.0	0.60	05/20/24 20:15	
Fluoride	mg/L	ND	0.10	0.050	05/20/24 20:15	
Sulfate	mg/L	ND	1.0	0.50	05/20/24 20:15	

LABORATORY CONTROL SAMPLE: 4416093

Parameter	Units	Spike Conc.	LCS Result	LCS % Rec	% Rec Limits	Qualifiers
Chloride	mg/L	50	53.3	107	90-110	
Fluoride	mg/L	2.5	2.6	103	90-110	
Sulfate	mg/L	50	53.5	107	90-110	

MATRIX SPIKE & MATRIX SPIKE DUPLICATE: 4416094 4416095

Parameter	Units	92731696007 Result	MS Spike Conc.	MSD Spike Conc.	MS Result	MSD Result	MS % Rec	MSD % Rec	% Rec Limits	RPD	Max RPD	Qual
Chloride	mg/L	56.9	50	50	97.8	98.5	82	83	90-110	1	10	M1
Fluoride	mg/L	0.20	2.5	2.5	2.7	2.7	99	102	90-110	2	10	
Sulfate	mg/L	178	50	50	224	225	93	93	90-110	0	10	

MATRIX SPIKE & MATRIX SPIKE DUPLICATE: 4416096 4416097

Parameter	Units	92731696012 Result	MS Spike Conc.	MSD Spike Conc.	MS Result	MSD Result	MS % Rec	MSD % Rec	% Rec Limits	RPD	Max RPD	Qual
Chloride	mg/L	44.4	50	50	96.7	97.9	105	107	90-110	1	10	
Fluoride	mg/L	0.37	2.5	2.5	2.9	2.9	100	103	90-110	2	10	
Sulfate	mg/L	130	50	50	175	177	89	94	90-110	1	10	M1

Results presented on this page are in the units indicated by the "Units" column except where an alternate unit is presented to the right of the result.

This report shall not be reproduced, except in full,
without the written consent of Pace Analytical Services, LLC.

Pace Analytical Services, LLC
9800 Kincey Ave. Suite 100
Huntersville, NC 28078
(704)875-9092

QUALITY CONTROL DATA

Project: Hammond AP-1
Pace Project No.: 92731696

QC Batch: 856238
QC Batch Method: EPA 300.0 Rev 2.1 1993
Analysis Method: EPA 300.0 Rev 2.1 1993
Analysis Description: 300.0 IC Anions
Laboratory: Pace Analytical Services - Asheville
Associated Lab Samples: 92731696011

METHOD BLANK: 4417658 Matrix: Water
Associated Lab Samples: 92731696011

Parameter	Units	Blank Result	Reporting Limit	MDL	Analyzed	Qualifiers
Chloride	mg/L	ND	1.0	0.60	05/21/24 20:18	
Fluoride	mg/L	ND	0.10	0.050	05/21/24 20:18	
Sulfate	mg/L	ND	1.0	0.50	05/21/24 20:18	

LABORATORY CONTROL SAMPLE: 4417659

Parameter	Units	Spike Conc.	LCS Result	LCS % Rec	% Rec Limits	Qualifiers
Chloride	mg/L	50	52.0	104	90-110	
Fluoride	mg/L	2.5	2.6	102	90-110	
Sulfate	mg/L	50	52.1	104	90-110	

MATRIX SPIKE & MATRIX SPIKE DUPLICATE: 4417660 4417661

Parameter	Units	92732137001 Result	MS Spike Conc.	MSD Spike Conc.	MS Result	MSD Result	MS % Rec	MSD % Rec	% Rec Limits	RPD	Max RPD	Qual
Chloride	mg/L	533	50	50	569	579	73	92	90-110	2	10	M1
Fluoride	mg/L	0.74	2.5	2.5	2.3	2.4	64	66	90-110	2	10	M1
Sulfate	mg/L	357	50	50	398	404	81	95	90-110	2	10	M1

MATRIX SPIKE & MATRIX SPIKE DUPLICATE: 4417662 4417663

Parameter	Units	92732121002 Result	MS Spike Conc.	MSD Spike Conc.	MS Result	MSD Result	MS % Rec	MSD % Rec	% Rec Limits	RPD	Max RPD	Qual
Chloride	mg/L	4.5	50	50	58.4	60.2	108	111	90-110	3	10	M1
Fluoride	mg/L	0.061J	2.5	2.5	2.6	2.7	101	106	90-110	5	10	
Sulfate	mg/L	88.0	50	50	125	128	74	79	90-110	2	10	M1

Results presented on this page are in the units indicated by the "Units" column except where an alternate unit is presented to the right of the result.

This report shall not be reproduced, except in full,
without the written consent of Pace Analytical Services, LLC.

Pace Analytical Services, LLC
9800 Kincey Ave. Suite 100
Huntersville, NC 28078
(704)875-9092

QUALITY CONTROL DATA

Project: Hammond AP-1
Pace Project No.: 92731696

QC Batch: 860766
QC Batch Method: EPA 300.0 Rev 2.1 1993
Analysis Method: EPA 300.0 Rev 2.1 1993
Analysis Description: 300.0 IC Anions
Laboratory: Pace Analytical Services - Asheville
Associated Lab Samples: 92731696003, 92731696005

METHOD BLANK: 4439360 Matrix: Water
Associated Lab Samples: 92731696003, 92731696005

Parameter	Units	Blank Result	Reporting Limit	MDL	Analyzed	Qualifiers
Chloride	mg/L	ND	1.0	0.60	06/12/24 12:57	
Fluoride	mg/L	ND	0.10	0.050	06/12/24 12:57	
Sulfate	mg/L	ND	1.0	0.50	06/12/24 12:57	

LABORATORY CONTROL SAMPLE: 4439361

Parameter	Units	Spike Conc.	LCS Result	LCS % Rec	% Rec Limits	Qualifiers
Chloride	mg/L	50	51.5	103	90-110	
Fluoride	mg/L	2.5	2.6	105	90-110	
Sulfate	mg/L	50	51.5	103	90-110	

MATRIX SPIKE & MATRIX SPIKE DUPLICATE: 4439362 4439363

Parameter	Units	92735940001 Result	MS Spike Conc.	MSD Spike Conc.	MS Result	MSD Result	MS % Rec	MSD % Rec	% Rec Limits	RPD	Max RPD	Qual
Chloride	mg/L	14.2	50	50	64.9	65.3	101	102	90-110	1	10	
Fluoride	mg/L	0.056J	2.5	2.5	2.7	2.7	104	105	90-110	1	10	
Sulfate	mg/L	11.5	50	50	62.8	63.0	103	103	90-110	0	10	

Results presented on this page are in the units indicated by the "Units" column except where an alternate unit is presented to the right of the result.

REPORT OF LABORATORY ANALYSIS

This report shall not be reproduced, except in full,
without the written consent of Pace Analytical Services, LLC.

Pace Analytical Services, LLC
9800 Kincey Ave. Suite 100
Huntersville, NC 28078
(704)875-9092

QUALIFIERS

Project: Hammond AP-1
Pace Project No.: 92731696

DEFINITIONS

DF - Dilution Factor, if reported, represents the factor applied to the reported data due to dilution of the sample aliquot.

ND - Not Detected at or above adjusted reporting limit.

TNTC - Too Numerous To Count

J - Estimated concentration above the adjusted method detection limit and below the adjusted reporting limit.

MDL - Adjusted Method Detection Limit.

PQL - Practical Quantitation Limit.

RL - Reporting Limit - The lowest concentration value that meets project requirements for quantitative data with known precision and bias for a specific analyte in a specific matrix.

S - Surrogate

1,2-Diphenylhydrazine decomposes to and cannot be separated from Azobenzene using Method 8270. The result for each analyte is a combined concentration.

Consistent with EPA guidelines, unrounded data are displayed and have been used to calculate % recovery and RPD values.

LCS(D) - Laboratory Control Sample (Duplicate)

MS(D) - Matrix Spike (Duplicate)

DUP - Sample Duplicate

RPD - Relative Percent Difference

NC - Not Calculable.

SG - Silica Gel - Clean-Up

U - Indicates the compound was analyzed for, but not detected.

Acid preservation may not be appropriate for 2 Chloroethylvinyl ether.

A separate vial preserved to a pH of 4-5 is recommended in SW846 Chapter 4 for the analysis of Acrolein and Acrylonitrile by EPA Method 8260.

N-Nitrosodiphenylamine decomposes and cannot be separated from Diphenylamine using Method 8270. The result reported for each analyte is a combined concentration.

Reported results are not rounded until the final step prior to reporting. Therefore, calculated parameters that are typically reported as "Total" may vary slightly from the sum of the reported component parameters.

Pace Analytical is TNI accredited. Contact your Pace PM for the current list of accredited analytes.

TNI - The NELAC Institute.

ANALYTE QUALIFIERS

M1 Matrix spike recovery exceeded QC limits. Batch accepted based on laboratory control sample (LCS) recovery.

This report shall not be reproduced, except in full,
without the written consent of Pace Analytical Services, LLC.

Pace Analytical Services, LLC
9800 Kincey Ave. Suite 100
Huntersville, NC 28078
(704)875-9092

QUALITY CONTROL DATA CROSS REFERENCE TABLE

Project: Hammond AP-1
Pace Project No.: 92731696

Lab ID	Sample ID	QC Batch Method	QC Batch	Analytical Method	Analytical Batch
92731696001	**HAM-AP1-EB-01**	EPA 3010A	855608	EPA 6010D	855649
92731696002	**HAM-AP1-EB-02**	EPA 3010A	855608	EPA 6010D	855649
92731696003	**HAM-AP1-FB-01**	EPA 3010A	855608	EPA 6010D	855649
92731696004	**HAM-AP1-FB-02**	EPA 3010A	855608	EPA 6010D	855649
92731696005	**HAM-AP1-FD-01**	EPA 3010A	855608	EPA 6010D	855649
92731696006	**HAM-AP1-FD-02**	EPA 3010A	855608	EPA 6010D	855649
92731696007	**HAM-AS-01**	EPA 3010A	855608	EPA 6010D	855649
92731696008	**HAM-INW-04**	EPA 3010A	855608	EPA 6010D	855649
92731696009	**HAM-INW-05**	EPA 3010A	855608	EPA 6010D	855649
92731696010	**HAM-PT-07**	EPA 3010A	855608	EPA 6010D	855649
92731696011	**HAM-PT-08**	EPA 3010A	855608	EPA 6010D	855649
92731696012	**HAM-PT-09**	EPA 3010A	855608	EPA 6010D	855649
92731696013	**HAM-PT-10**	EPA 3010A	855608	EPA 6010D	855649
92731696014	**HAM-PT-11**	EPA 3010A	855608	EPA 6010D	855649
92731696015	**HAM-PT-12**	EPA 3010A	855608	EPA 6010D	855649
92731696016	**HAM-PT-13**	EPA 3010A	855608	EPA 6010D	855649
92731696017	**HAM-PT-14**	EPA 3010A	855608	EPA 6010D	855649
92731696018	**HAM-PT-15**	EPA 3010A	855608	EPA 6010D	855649
92731696001	**HAM-AP1-EB-01**	EPA 3005A	855534	EPA 6020B	855663
92731696002	**HAM-AP1-EB-02**	EPA 3005A	855534	EPA 6020B	855663
92731696003	**HAM-AP1-FB-01**	EPA 3005A	855534	EPA 6020B	855663
92731696004	**HAM-AP1-FB-02**	EPA 3005A	855534	EPA 6020B	855663
92731696005	**HAM-AP1-FD-01**	EPA 3005A	855534	EPA 6020B	855663
92731696006	**HAM-AP1-FD-02**	EPA 3005A	855534	EPA 6020B	855663
92731696007	**HAM-AS-01**	EPA 3005A	855534	EPA 6020B	855663
92731696008	**HAM-INW-04**	EPA 3005A	855534	EPA 6020B	855663
92731696009	**HAM-INW-05**	EPA 3005A	855534	EPA 6020B	855663
92731696010	**HAM-PT-07**	EPA 3005A	855534	EPA 6020B	855663
92731696011	**HAM-PT-08**	EPA 3005A	855534	EPA 6020B	855663
92731696012	**HAM-PT-09**	EPA 3005A	855534	EPA 6020B	855663
92731696013	**HAM-PT-10**	EPA 3005A	855534	EPA 6020B	855663
92731696014	**HAM-PT-11**	EPA 3005A	855534	EPA 6020B	855663
92731696015	**HAM-PT-12**	EPA 3005A	855534	EPA 6020B	855663
92731696016	**HAM-PT-13**	EPA 3005A	855534	EPA 6020B	855663
92731696017	**HAM-PT-14**	EPA 3005A	855534	EPA 6020B	855663
92731696018	**HAM-PT-15**	EPA 3005A	855534	EPA 6020B	855663
92731696001	**HAM-AP1-EB-01**	EPA 7470A	856966	EPA 7470A	856985
92731696002	**HAM-AP1-EB-02**	EPA 7470A	856966	EPA 7470A	856985
92731696003	**HAM-AP1-FB-01**	EPA 7470A	856966	EPA 7470A	856985
92731696004	**HAM-AP1-FB-02**	EPA 7470A	856966	EPA 7470A	856985
92731696005	**HAM-AP1-FD-01**	EPA 7470A	856966	EPA 7470A	856985
92731696006	**HAM-AP1-FD-02**	EPA 7470A	856966	EPA 7470A	856985
92731696007	**HAM-AS-01**	EPA 7470A	856966	EPA 7470A	856985
92731696008	**HAM-INW-04**	EPA 7470A	856966	EPA 7470A	856985
92731696009	**HAM-INW-05**	EPA 7470A	856966	EPA 7470A	856985
92731696010	**HAM-PT-07**	EPA 7470A	856966	EPA 7470A	856985
92731696011	**HAM-PT-08**	EPA 7470A	856966	EPA 7470A	856985
92731696012	**HAM-PT-09**	EPA 7470A	856966	EPA 7470A	856985

This report shall not be reproduced, except in full,
without the written consent of Pace Analytical Services, LLC.

Pace Analytical Services, LLC
9800 Kincey Ave. Suite 100
Huntersville, NC 28078
(704)875-9092

QUALITY CONTROL DATA CROSS REFERENCE TABLE

Project: Hammond AP-1
Pace Project No.: 92731696

Lab ID	Sample ID	QC Batch Method	QC Batch	Analytical Method	Analytical Batch
92731696013	**HAM-PT-10**	EPA 7470A	856966	EPA 7470A	856985
92731696014	**HAM-PT-11**	EPA 7470A	856966	EPA 7470A	856985
92731696015	**HAM-PT-12**	EPA 7470A	856966	EPA 7470A	856985
92731696016	**HAM-PT-13**	EPA 7470A	856966	EPA 7470A	856985
92731696017	**HAM-PT-14**	EPA 7470A	856966	EPA 7470A	856985
92731696018	**HAM-PT-15**	EPA 7470A	856966	EPA 7470A	856985
92731696001	**HAM-AP1-EB-01**	SM 2540C-2015	855801		
92731696002	**HAM-AP1-EB-02**	SM 2540C-2015	855801		
92731696003	**HAM-AP1-FB-01**	SM 2540C-2015	855801		
92731696004	**HAM-AP1-FB-02**	SM 2540C-2015	855801		
92731696005	**HAM-AP1-FD-01**	SM 2540C-2015	855801		
92731696006	**HAM-AP1-FD-02**	SM 2540C-2015	855801		
92731696007	**HAM-AS-01**	SM 2540C-2015	855801		
92731696008	**HAM-INW-04**	SM 2540C-2015	855801		
92731696009	**HAM-INW-05**	SM 2540C-2015	855801		
92731696010	**HAM-PT-07**	SM 2540C-2015	855801		
92731696011	**HAM-PT-08**	SM 2540C-2015	855801		
92731696012	**HAM-PT-09**	SM 2540C-2015	855801		
92731696013	**HAM-PT-10**	SM 2540C-2015	855801		
92731696014	**HAM-PT-11**	SM 2540C-2015	855801		
92731696015	**HAM-PT-12**	SM 2540C-2015	855801		
92731696016	**HAM-PT-13**	SM 2540C-2015	855801		
92731696017	**HAM-PT-14**	SM 2540C-2015	855801		
92731696018	**HAM-PT-15**	SM 2540C-2015	855801		
92731696001	**HAM-AP1-EB-01**	SM 2320B-2011	856180		
92731696002	**HAM-AP1-EB-02**	SM 2320B-2011	856180		
92731696003	**HAM-AP1-FB-01**	SM 2320B-2011	856180		
92731696004	**HAM-AP1-FB-02**	SM 2320B-2011	856180		
92731696005	**HAM-AP1-FD-01**	SM 2320B-2011	856180		
92731696006	**HAM-AP1-FD-02**	SM 2320B-2011	856180		
92731696007	**HAM-AS-01**	SM 2320B-2011	856180		
92731696008	**HAM-INW-04**	SM 2320B-2011	856180		
92731696009	**HAM-INW-05**	SM 2320B-2011	856180		
92731696010	**HAM-PT-07**	SM 2320B-2011	857348		
92731696011	**HAM-PT-08**	SM 2320B-2011	857348		
92731696012	**HAM-PT-09**	SM 2320B-2011	856180		
92731696013	**HAM-PT-10**	SM 2320B-2011	856180		
92731696014	**HAM-PT-11**	SM 2320B-2011	856180		
92731696015	**HAM-PT-12**	SM 2320B-2011	856180		
92731696016	**HAM-PT-13**	SM 2320B-2011	856180		
92731696017	**HAM-PT-14**	SM 2320B-2011	856180		
92731696018	**HAM-PT-15**	SM 2320B-2011	856180		
92731696001	**HAM-AP1-EB-01**	SM 4500-S2D-2011	856274		
92731696002	**HAM-AP1-EB-02**	SM 4500-S2D-2011	856275		
92731696003	**HAM-AP1-FB-01**	SM 4500-S2D-2011	856274		

This report shall not be reproduced, except in full,
without the written consent of Pace Analytical Services, LLC.

Pace Analytical Services, LLC
9800 Kincey Ave. Suite 100
Huntersville, NC 28078
(704)875-9092

QUALITY CONTROL DATA CROSS REFERENCE TABLE

Project: Hammond AP-1
Pace Project No.: 92731696

Lab ID	Sample ID	QC Batch Method	QC Batch	Analytical Method	Analytical Batch
92731696004	**HAM-AP1-FB-02**	SM 4500-S2D-2011	856274		
92731696005	**HAM-AP1-FD-01**	SM 4500-S2D-2011	856274		
92731696006	**HAM-AP1-FD-02**	SM 4500-S2D-2011	856274		
92731696007	**HAM-AS-01**	SM 4500-S2D-2011	855942		
92731696008	**HAM-INW-04**	SM 4500-S2D-2011	856274		
92731696009	**HAM-INW-05**	SM 4500-S2D-2011	856274		
92731696010	**HAM-PT-07**	SM 4500-S2D-2011	856274		
92731696011	**HAM-PT-08**	SM 4500-S2D-2011	856274		
92731696012	**HAM-PT-09**	SM 4500-S2D-2011	855942		
92731696013	**HAM-PT-10**	SM 4500-S2D-2011	856274		
92731696014	**HAM-PT-11**	SM 4500-S2D-2011	855942		
92731696015	**HAM-PT-12**	SM 4500-S2D-2011	855942		
92731696016	**HAM-PT-13**	SM 4500-S2D-2011	856274		
92731696017	**HAM-PT-14**	SM 4500-S2D-2011	856274		
92731696018	**HAM-PT-15**	SM 4500-S2D-2011	856274		
92731696001	**HAM-AP1-EB-01**	EPA 300.0 Rev 2.1 1993	855697		
92731696002	**HAM-AP1-EB-02**	EPA 300.0 Rev 2.1 1993	855697		
92731696003	**HAM-AP1-FB-01**	EPA 300.0 Rev 2.1 1993	860766		
92731696004	**HAM-AP1-FB-02**	EPA 300.0 Rev 2.1 1993	855697		
92731696005	**HAM-AP1-FD-01**	EPA 300.0 Rev 2.1 1993	860766		
92731696006	**HAM-AP1-FD-02**	EPA 300.0 Rev 2.1 1993	855697		
92731696007	**HAM-AS-01**	EPA 300.0 Rev 2.1 1993	855920		
92731696008	**HAM-INW-04**	EPA 300.0 Rev 2.1 1993	855920		
92731696009	**HAM-INW-05**	EPA 300.0 Rev 2.1 1993	855920		
92731696010	**HAM-PT-07**	EPA 300.0 Rev 2.1 1993	855920		
92731696011	**HAM-PT-08**	EPA 300.0 Rev 2.1 1993	856238		
92731696012	**HAM-PT-09**	EPA 300.0 Rev 2.1 1993	855920		
92731696013	**HAM-PT-10**	EPA 300.0 Rev 2.1 1993	855920		
92731696014	**HAM-PT-11**	EPA 300.0 Rev 2.1 1993	855920		
92731696015	**HAM-PT-12**	EPA 300.0 Rev 2.1 1993	855920		
92731696016	**HAM-PT-13**	EPA 300.0 Rev 2.1 1993	855920		
92731696017	**HAM-PT-14**	EPA 300.0 Rev 2.1 1993	855920		
92731696018	**HAM-PT-15**	EPA 300.0 Rev 2.1 1993	855920		

This report shall not be reproduced, except in full,
without the written consent of Pace Analytical Services, LLC.

DC#_Title: ENV-FRM-HUN1-0083 v03_Sample Condition Upon Receipt

Effective Date: 12/01/2023

Laboratory receiving samples:
Asheville ☐ Eden ☐ Greenwood ☐ Huntersville ☐ Raleigh ☐ Mechanicsville ☐ Atlanta ☑ Kernersville ☐

WO# : 92731696

92731696

Sample Condition Upon Receipt

Client Name: GA Power

Project #

Courier: ☐ Commercial ☐ Fed Ex ☐ UPS ☐ USPS ☐ Client ☑ Pace ☐ Other:

Custody Seal Present? ☑ Yes ☐ No Seals Intact? ☑ Yes ☐ No ☐ N/A

Date/Initials Person Examining Contents: 3/17/24 RC

Packing Material: ☑ Bubble Wrap ☐ Bubble Bags ☐ None ☐ Other

Biological Tissue Frozen? ☐ Yes ☐ No ☑ N/A

Thermometer: ☑ IR Gun ID: 730

Type of Ice: ☑ Wet ☐ Blue ☐ None

Cooler Temp: 3.1

Correction Factor: Add/Subtract (°C) 0.0

Temp should be above freezing to 6°C
☐ Samples out of temp criteria. Samples on ice, cooling process has begun

Cooler Temp Corrected (°C): 3.1

USDA Regulated Soil (☐ N/A, water sample)
Did samples originate in a quarantine zone within the United States: CA, NY, or SC (check maps)? ☐ Yes ☐ No

Did samples originate from a foreign source (internationally, including Hawaii and Puerto Rico)? ☐ Yes ☐ No

				Comments/Discrepancy:
Chain of Custody Present?	☑ Yes	☐ No	☐ N/A	1.
Samples Arrived within Hold Time?	☑ Yes	☐ No	☐ N/A	2.
Short Hold Time Analysis (<72 hr.)?	☐ Yes	☑ No	☐ N/A	3.
Rush Turn Around Time Requested?	☐ Yes	☑ No	☐ N/A	4.
Sufficient Volume?	☑ Yes	☐ No	☐ N/A	5.
Correct Containers Used?	☑ Yes	☐ No	☐ N/A	6.
-Pace Containers Used?	☑ Yes	☐ No	☐ N/A	
Containers Intact?	☑ Yes	☐ No	☐ N/A	7.
Dissolved analysis: Samples Field Filtered?	☐ Yes	☐ No	☑ N/A	8.
Sample Labels Match COC?	☑ Yes	☐ No	☐ N/A	9.
-Includes Date/Time/ID/Analysis Matrix: W				
Headspace in VOA Vials (>5-6mm)?	☐ Yes	☐ No	☑ N/A	10.
Trip Blank Present?	☐ Yes	☐ No	☑ N/A	11.
Trip Blank Custody Seals Present?	☐ Yes	☐ No	☑ N/A	

Field Data Required? ☐ Yes ☐ No

COMMENTS/SAMPLE DISCREPANCY

Lot ID of split containers:

CLIENT NOTIFICATION/RESOLUTION

Person contacted: Date/Time:

Project Manager SCURF Review: Date:

Project Manager SRF Review: Date:

Qualtrax ID: 69614

DC#_Title: ENV-FRM-HUN1-0083 v03_Sample Condition Upon Receipt

Effective Date: 12/01/2023

*Check mark top half of box if pH and/or dechlorination is verified and within the acceptance range for preservation samples.

Exceptions: VOA, Coliform, TOC, Oil and Grease, DRO/8015 (water) DOC, LLHg

**Bottom half of box is to list number of bottles

***Check all unpreserved Nitrates for chlorine

Project #

Item#	BP4U-125 mL Plastic Unpreserved (N/A) (Cl-)	BP3U-250 mL Plastic Unpreserved (N/A)	BP2U-500 mL Plastic Unpreserved (N/A)	BP1U-1 liter Plastic Unpreserved (N/A)	BP4S-125 mL Plastic H2SO4 (pH < 2) (Cl-)	BP3N-250 mL plastic HNO3 (pH < 2)	BP4Z-125 mL Plastic ZN Acetate & NaOH (>9)	BP4B-125 mL Plastic NaOH (pH > 12) (Cl-)	WGFU-Wide-mouthed Glass jar Unpreserved	AG1U-1 liter Amber Unpreserved (N/A) (Cl-)	AG1H-1 liter Amber HCl (pH < 2)	AG3U-250 mL Amber Unpreserved (N/A) (Cl-)	AG1S-1 liter Amber H2SO4 (pH < 2)	AG3S-250 mL Amber H2SO4 (pH < 2)	DG94-40 mL Amber NH4Cl (N/A)(Cl-)	DG9H-40 mL VOA HCl (N/A)	VG9T-40 mL VOA Na2S2O3 (N/A)	VG9U-40 mL VOA Unpreserved (N/A)	DG9V-40 mL VOA H3PO4 (N/A)	KP7U-50 mL Plastic Unpreserved (N/A)	V/GK (3 vials per kit)-VPH/Gas kit (N/A)	SP5T-125 mL Sterile Plastic (N/A – lab)	SP2T-250 mL Sterile Plastic (N/A – lab)		BP3R-250 mL Plastic (NH2)2SO4 (9.3-9.7)	AG0U-100 mL Amber Unpreserved (N/A) (Cl-)	VSGU-20 mL Scintillation vials (N/A)	DG9U-40 mL Amber Unpreserved vials (N/A)
1		2	1			1	1																					
2		2	1			1	1																					
3		2	1			1	1																					
4		2	1			1	1																					
5		2	1			1	1																					
6		2	1			1	1																					
7																												
8																												
9																												
10																												
11																												
12																												

pH Adjustment Log for Preserved Samples

Sample ID	Type of Preservative	pH upon receipt	Date preservation adjusted	Time preservation adjusted	Amount of Preservative added	Lot #

Note: Whenever there is a discrepancy affecting North Carolina compliance samples, a copy of this form will be sent to the North Carolina DENR Certification Office (i.e. Out of hold, incorrect preservative, out of temp, incorrect containers.

Qualtrax ID: 69614

Pace Analytical™
www.pacelabs.com

CHAIN-OF-CUSTODY / Analytical Request Document

The Chain-of-Custody is a LEGAL DOCUMENT. All relevant fields must be completed accurately.

Page: 1 of 1

Section A Required Client Information:		Section B Required Project Information:		Section C Invoice Information:	
Company:	GA Power	Report To:	SCS Contacts	Attention:	Southern Co.
Address:	Atlanta, GA	Copy To:	Geosyntec Contacts	Company Name:	
				Address:	
Email To:	SCS Contacts	Purchase Order No.:	GPC82474-0001	Pace Quote Reference:	
Phone:	Fax:	Project Name:	Hammond AP-1	Pace Project Manager:	Bonnie Vang
Requested Due Date/TAT:	5 day	Project Number:		Pace Profile #:	10839

REGULATORY AGENCY

☐ NPDES ☐ GROUND WATER ☐ DRINKING WATER
☐ UST ☐ RCRA ☑ OTHER CCR

Site Location STATE: GA

Section D Required Client Information

Valid Matrix Codes

MATRIX	CODE
DRINKING WATER	DW WT
WATER	WW
WASTE WATER	P
PRODUCT	SL
SOIL/SOLID	OL
OIL	WP
WIPE	AR
AIR	OT
OTHER	TS
TISSUE	

SAMPLE ID (A-Z, 0-9 / ,-) Sample IDs MUST BE UNIQUE

Requested Analysis Filtered (Y/N)

ITEM #	SAMPLE ID	MATRIX CODE (see valid codes to left)	SAMPLE TYPE (G=GRAB C=COMP)	COLLECTED COMPOSITE DATE	COLLECTED COMPOSITE TIME	COLLECTED COMPOSITE DATE	COLLECTED COMPOSITE TIME	SAMPLE TEMP AT COLLECTION	# OF CONTAINERS	Preservatives: Unpreserved	H_2SO_4	HNO_3	HCl	NaOH	$Na_2S_2O_3$	Methanol	Other	Analysis Test Y/N	Chloride, Fluoride, Sulfate N	Full App. III and IV metals N	Major Ions (Profile 10839-2) N	TDS N	Residual Chlorine (Y/N)	Pace Project No./ Lab I.D.
1	HAM-AP1-EB-01	WQ	G	5/15/2024	1602			19	5	3		1					1		X	X	X	X	N	
2	HAM-AP1-EB-02	WQ	G	5/15/2024	1620			19	5	3		1					1		X	X	X	X	N	
3	HAM-AP1-FB-01	WQ	G	5/15/2024	1556			19	5	3		1					1		X	X	X	X	N	
4	HAM-AP1-FB-02	WQ	G	5/15/2024	1719			19	5	3		1					1		X	X	X	X	N	
5	HAM-AP1-FD-01	WG	G	5/15/2024	0000			19	5	3		1					1		X	X	X	X	N	
6	HAM-AP1-FD-02	WG	G	5/15/2024	0000	AS 5/16/2024		19	5	3		1					1		X	X	X	X	N	
7																								
8						AS 5/16/2024																		
9																								
10																								
11																								
12																								

ADDITIONAL COMMENTS	RELINQUISHED BY / AFFILIATION	DATE	TIME	ACCEPTED BY / AFFILIATION	DATE	TIME	SAMPLE CONDITIONS
Task Code: HAM-CCR-CA-20240516	Anthony Szwast / Geosyntec	5-17-24	1255	Ryan Williams / Pace	5/17/24	1265	
	Ryan Williams / Pace	5/17/24	1430	[signature]	5/17	1430	

SAMPLER NAME AND SIGNATURE

PRINT Name of SAMPLER: Anthony Szwast, Jamie Newsome / Geosyntec Consultants, Inc.

SIGNATURE of SAMPLER: [signature], Jamie Newsome DATE Signed (MM/DD/YY): 05/16/24

Temp in °C | Received on Ice (Y/N) | Custody Sealed Cooler (Y/N) | Samples Intact (Y/N)

*Important Note: By signing this form you are accepting Pace's NET 30 day payment terms and agreeing to late charges of 1.5% per month for any invoices not paid within 30 days.

F-ALL-Q-020rev.07, 15-Feb-2007

Pace Analytical

CHAIN-OF-CUSTODY / Analytical Request Document

The Chain-of-Custody is a LEGAL DOCUMENT. All relevant fields must be completed accurately.

Page: 1 of 1

Section A Required Client Information:

Company:	GA Power
Address:	Atlanta, GA
Email To:	SCS Contacts
Phone:	Fax:
Requested Due Date/TAT:	5 day

Section B Required Project Information:

Report To:	SCS Contacts
Copy To:	Geosyntec Contacts
Purchase Order No.:	GPC82474-0001
Project Name:	Hammond AP-1
Project Number:	

Section C Invoice Information:

Attention:	Southern Co.
Company Name:	
Address:	
Pace Quote Reference:	
Pace Project Manager:	Bonnie Vang
Pace Profile #:	10839

REGULATORY AGENCY

☐ NPDES ☐ GROUND WATER ☐ DRINKING WATER
☐ UST ☐ RCRA ☒ OTHER CCR

Site Location STATE: GA

Section D Required Client Information

Valid Matrix Codes

MATRIX	CODE
DRINKING WATER	DW WT
WATER	WW
WASTE WATER	P
PRODUCT	SL
SOIL/SOLID	OL
OIL	WP
WIPE	AR
AIR	OT
OTHER	TS
TISSUE	

SAMPLE ID (A-Z, 0-9 / ,-) Sample IDs MUST BE UNIQUE

Requested Analysis Filtered (Y/N)

ITEM #	SAMPLE ID	MATRIX CODE (see valid codes to left)	SAMPLE TYPE (G=GRAB C=COMP)	COLLECTED COMPOSITE DATE	COLLECTED COMPOSITE TIME	COLLECTED COMPOSITE DATE	COLLECTED COMPOSITE TIME	SAMPLE TEMP AT COLLECTION	# OF CONTAINERS	Unpreserved	H_2SO_4	HNO_3	HCl	NaOH	$Na_2S_2O_3$	Methanol	Other	Analysis Test Y/N	Chloride, Fluoride, Sulfate N	Full App. III and IV metals N	Major Ions (Profile 10839-2) N	TDS N	Residual Chlorine (Y/N)	Pace Project No./ Lab I.D.
1	HAM-INW-03	WG	G	5/14/2024	1408			19	5	3		1					1		X	X	X	X	N	
2	HAM-INW-04	WG	G	5/15/2024	1420			20	5	3		1					1		X	X	X	X	N	
3	HAM-INW-05	WG	G	5/15/2024	1118			19	5	3		1					1		X	X	X	X	N	
4	HAM-PT-07	WG	G	5/15/2024	1216			19	5	3		1					1		X	X	X	X	N	
5	HAM-PT-08	WG	G	5/16/2024	1037			19	5	3		1					1		X	X	X	X	N	
6	HAM-PT-09	WG	G	5/14/2024	1040			18	5	3		1					1		X	X	X	X	N	
7	HAM-PT-10	WG	G	5/15/2024	1152			20	5	3		1					1		X	X	X	X	N	
8	HAM-PT-11	WG	G	5/14/2024	1520			18	5	3		1					1		X	X	X	X	N	
9	HAM-PT-12	WG	G	5/14/2024	1205			19	5	3		1					1		X	X	X	X	N	
10	HAM-PT-13	WG	G	5/15/2024	1845			19	5	3		1					1		X	X	X	X	N	
11	HAM-PT-14	WG	G	5/15/2024	1827	AS 5/16/2024		19	5	3		1					1		X	X	X	X	N	
12	HAM-PT-15	WG	G	5/15/2024	1610			20	5	3		1					1		X	X	X	X	N	

ADDITIONAL COMMENTS	RELINQUISHED BY / AFFILIATION	DATE	TIME	ACCEPTED BY / AFFILIATION	DATE	TIME	SAMPLE CONDITIONS
Task Code: HAM-CCR-CA-20240516	Anthony Szwast / Geosyntec	5-17-24	1255	Ryan Williams / Pace	5/17/24	1255	
	Ryan Williams / Pace	5/17/24	1420		5/17		

SAMPLER NAME AND SIGNATURE

PRINT Name of SAMPLER: Anthony Szwast, Jamie Newsome / Geosyntec Consultants, Inc.

SIGNATURE of SAMPLER: DATE Signed (MM/DD/YY): 05/16/24

Temp in °C	Received on Ice (Y/N)	Custody Sealed Cooler (Y/N)	Samples Intact (Y/N)

*Important Note: By signing this form you are accepting Pace's NET 30 day payment terms and agreeing to late charges of 1.5% per month for any invoices not paid within 30 days.

DC#_Title: ENV-FRM-HUN1-0083 v03_Sample Condition Upon Receipt

Effective Date: 12/01/2023

Laboratory receiving samples:
Asheville ☐ Eden ☐ Greenwood ☐ Huntersville ☐ Raleigh ☐ Mechanicsville ☐ Atlanta ☑ Kernersville ☐

Sample Condition Upon Receipt

Client Name: GA power

Project #:

Courier: ☐ Commercial ☐ Fed Ex ☑ Pace ☐ UPS ☐ USPS ☐ Other: ☐ Client

Custody Seal Present? ☑ Yes ☐ No Seals Intact? ☑ Yes ☐ No ☐ N/A

Date/Initials Person Examining Contents: 5/17/24 SVC

Packing Material: ☑ Bubble Wrap ☐ Bubble Bags ☐ None ☐ Other

Biological Tissue Frozen? ☐ Yes ☐ No ☑ N/A

Thermometer: ☑ IR Gun ID: 732

Type of Ice: ☑ Wet ☐ Blue ☐ None

Cooler Temp: 3.1

Correction Factor: Add/Subtract (°C) 0.6

Temp should be above freezing to 6°C
☐ Samples out of temp criteria. Samples on ice, cooling process has begun

Cooler Temp Corrected (°C): 3.1

USDA Regulated Soil (☐ N/A, water sample)
Did samples originate in a quarantine zone within the United States: CA, NY, or SC (check maps)? ☐ Yes ☐ No

Did samples originate from a foreign source (internationally, including Hawaii and Puerto Rico)? ☐ Yes ☐ No

				Comments/Discrepancy:
Chain of Custody Present?	☑ Yes	☐ No	☐ N/A	1.
Samples Arrived within Hold Time?	☑ Yes	☐ No	☐ N/A	2.
Short Hold Time Analysis (<72 hr.)?	☐ Yes	☑ No	☐ N/A	3.
Rush Turn Around Time Requested?	☐ Yes	☑ No	☐ N/A	4.
Sufficient Volume?	☑ Yes	☐ No	☐ N/A	5.
Correct Containers Used?	☑ Yes	☐ No	☐ N/A	6.
-Pace Containers Used?	☑ Yes	☐ No	☐ N/A	
Containers Intact?	☑ Yes	☐ No	☐ N/A	7.
Dissolved analysis: Samples Field Filtered?	☐ Yes	☐ No	☑ N/A	8.
Sample Labels Match COC?	☑ Yes	☐ No	☐ N/A	9.
-Includes Date/Time/ID/Analysis Matrix: w				
Headspace in VOA Vials (>5-6mm)?	☐ Yes	☐ No	☑ N/A	10.
Trip Blank Present?	☐ Yes	☐ No	☑ N/A	11.
Trip Blank Custody Seals Present?	☐ Yes	☐ No	☑ N/A	

Field Data Required? ☐ Yes ☐ No

COMMENTS/SAMPLE DISCREPANCY

Lot ID of split containers:

CLIENT NOTIFICATION/RESOLUTION

Person contacted: Date/Time:

Project Manager SCURF Review: Date:

Project Manager SRF Review: Date:

Qualtrax ID: 69614

DC#_Title: ENV-FRM-HUN1-0083 v03_Sample Condition Upon Receipt

Effective Date: 12/01/2023

*Check mark top half of box if pH and/or dechlorination is verified and within the acceptance range for preservation samples.

Exceptions: VOA, Coliform, TOC, Oil and Grease, DRO/8015 (water) DOC, LLHg

**Bottom half of box is to list number of bottles

***Check all unpreserved Nitrates for chlorine

Project #

Item#	BP4U-125 mL Plastic Unpreserved (N/A) (Cl-)	BP3U-250 mL Plastic Unpreserved (N/A)	BP2U-500 mL Plastic Unpreserved (N/A)	BP1U-1 liter Plastic Unpreserved (N/A)	BP4S-125 mL Plastic H2SO4 (pH < 2) (Cl-)	BP3N-250 mL plastic HNO3 (pH < 2)	BP4Z-125 mL Plastic ZN Acetate & NaOH (>9)	BP4B-125 mL Plastic NaOH (pH > 12) (Cl-)	WGFU-Wide-mouthed Glass jar Unpreserved	AG1U-1 liter Amber Unpreserved (N/A) (Cl-)	AG1H-1 liter Amber HCl (pH < 2)	AG3U-250 mL Amber Unpreserved (N/A) (Cl-)	AG1S-1 liter Amber H2SO4 (pH < 2)	AG3S-250 mL Amber H2SO4 (pH < 2)	DG94-40 mL Amber NH4Cl (N/A)(Cl-)	DG9H-40 mL VOA HCl (N/A)	VG9T-40 mL VOA Na2S2O3 (N/A)	VG9U-40 mL VOA Unpreserved (N/A)	DG9V-40 mL VOA H3PO4 (N/A)	KP7U-50 mL Plastic Unpreserved (N/A)	V/GK (3 vials per kit)-VPH/Gas kit (N/A)	SP5T-125 mL Sterile Plastic (N/A – lab)	SP2T-250 mL Sterile Plastic (N/A – lab)		BP3R-250 mL Plastic (NH2)2SO4 (9.3-9.7)	AG0U-100 mL Amber Unpreserved (N/A) (Cl-)	VSGU-20 mL Scintillation vials (N/A)	DG9U-40 mL Amber Unpreserved vials (N/A)
1		2	1			1	1																					
2		2	1			1	1																					
3		2	1			1	1																					
4		2	1			1	1																					
5		2	1			1	1																					
6		2				1	1																					
7		2	1			1	1																					
8		2	1			1	1																					
9		2	1			1	1																					
10		2	1			1	1																					
11		2	1			1	1																					
12		2	1			1	1																					

pH Adjustment Log for Preserved Samples

Sample ID	Type of Preservative	pH upon receipt	Date preservation adjusted	Time preservation adjusted	Amount of Preservative added	Lot #

Note: Whenever there is a discrepancy affecting North Carolina compliance samples, a copy of this form will be sent to the North Carolina DENR Certification Office (i.e. Out of hold, incorrect preservative, out of temp, incorrect containers.

Dualtrax ID: 69614

Pace Analytical Services, LLC
9800 Kincey Ave. Suite 100
Huntersville, NC 28078
(704)875-9092

July 24, 2024

Kristen Jurinko
Southern Company
241 Ralph McGill Blvd NE
Bin 10160
Atlanta, GA 30308

RE: Project: Hammond AP-1
Pace Project No.: 92733822

Dear Kristen Jurinko:

Enclosed are the analytical results for sample(s) received by the laboratory on May 31, 2024. The results relate only to the samples included in this report. Results reported herein conform to the applicable TNI/NELAC Standards and the laboratory's Quality Manual, where applicable, unless otherwise noted in the body of the report.

The test results provided in this final report were generated by each of the following laboratories within the Pace Network:

- Pace Analytical Services - Asheville
- Pace Analytical Services - Peachtree Corners, GA

Revision 1: EB/FB/FD sample ID's amended.

Revision 2: Per clients request, sample ID HAM-INW-03 is changed to HAM-AS-01.

If you have any questions concerning this report, please feel free to contact me.

Sincerely,

Bonnie Vang

Bonnie Vang
bonnie.vang@pacelabs.com
704-977-0968
Project Manager

Enclosures

cc: Kip Gray, Geosyntec
Christine Hug, Geosyntec Consultants, Inc.
Thomas Kessler, Geosyntec Consultants
Whitney Law, Geosyntec Consultants
Laura Midkiff, Southern Company
Caroline Nelson, Geosyntec Consultants, Inc
Jamie Newsome, Geosyntec Consultants
Zain Webb, Geosyntec Consultants

REPORT OF LABORATORY ANALYSIS

This report shall not be reproduced, except in full,
without the written consent of Pace Analytical Services, LLC.

Pace Analytical Services, LLC
9800 Kincey Ave. Suite 100
Huntersville, NC 28078
(704)875-9092

CERTIFICATIONS

Project: Hammond AP-1
Pace Project No.: 92733822

Pace Analytical Services Asheville
2225 Riverside Drive, Asheville, NC 28804
Florida/NELAP Certification #: E87648
North Carolina Drinking Water Certification #: 37712
North Carolina Wastewater Certification #: 40
South Carolina Laboratory ID: 99030
South Carolina Certification #: 99030001
Virginia/VELAP Certification #: 460222

Pace Analytical Services Peachtree Corners
110 Technology Pkwy, Peachtree Corners, GA 30092
Florida DOH Certification #: E87315
Georgia DW Inorganics Certification #: 812
North Carolina Certification #: 381
South Carolina Certification #: 98011001
Virginia Certification #: 460204

This report shall not be reproduced, except in full,
without the written consent of Pace Analytical Services, LLC.

Pace Analytical Services, LLC
9800 Kincey Ave. Suite 100
Huntersville, NC 28078
(704)875-9092

SAMPLE SUMMARY

Project: Hammond AP-1
Pace Project No.: 92733822

Lab ID	Sample ID	Matrix	Date Collected	Date Received
92733822001	**HAM-AS-01**	Water	05/29/24 14:14	05/31/24 12:05
92733822002	**HAM-PT-09**	Water	05/30/24 11:52	05/31/24 12:05
92733822003	**HAM-PT-10**	Water	05/30/24 14:40	05/31/24 12:05
92733822004	**HAM-PT-11**	Water	05/29/24 16:43	05/31/24 12:05
92733822005	**HAM-PT-12**	Water	05/29/24 12:08	05/31/24 12:05
92733822006	**HAM-AP1-EB-01**	Water	05/30/24 16:59	05/31/24 12:05
92733822007	**HAM-AP1-FB-01**	Water	05/30/24 16:52	05/31/24 12:05
92733822008	**HAM-AP1-FD-01**	Water	05/30/24 00:00	05/31/24 12:05

This report shall not be reproduced, except in full,
without the written consent of Pace Analytical Services, LLC.

Pace Analytical Services, LLC
9800 Kincey Ave. Suite 100
Huntersville, NC 28078
(704)875-9092

SAMPLE ANALYTE COUNT

Project: Hammond AP-1
Pace Project No.: 92733822

Lab ID	Sample ID	Method	Analysts	Analytes Reported
92733822001	**HAM-AS-01**	EPA 6010D	AJM	6
		EPA 6020B	MT1	13
		EPA 7470A	VB	1
		SM 2540C-2015	DL1	1
		SM 2320B-2011	SMS	3
		SM 4500-S2D-2011	JP1	1
		EPA 300.0 Rev 2.1 1993	JCM	3
92733822002	**HAM-PT-09**	EPA 6010D	AJM	6
		EPA 6020B	MT1	13
		EPA 7470A	VB	1
		SM 2540C-2015	DL1	1
		SM 2320B-2011	SMS	3
		SM 4500-S2D-2011	JP1	1
		EPA 300.0 Rev 2.1 1993	JCM	3
92733822003	**HAM-PT-10**	EPA 6010D	AJM	6
		EPA 6020B	MT1	13
		EPA 7470A	VB	1
		SM 2540C-2015	DL1	1
		SM 2320B-2011	SMS	3
		SM 4500-S2D-2011	JP1	1
		EPA 300.0 Rev 2.1 1993	JCM	3
92733822004	**HAM-PT-11**	EPA 6010D	AJM	6
		EPA 6020B	MT1	13
		EPA 7470A	VB	1
		SM 2540C-2015	DL1	1
		SM 2320B-2011	SMS	3
		SM 4500-S2D-2011	JP1	1
		EPA 300.0 Rev 2.1 1993	JCM	3
92733822005	**HAM-PT-12**	EPA 6010D	AJM	6
		EPA 6020B	MT1	13
		EPA 7470A	VB	1
		SM 2540C-2015	DL1	1
		SM 2320B-2011	SMS	3
		SM 4500-S2D-2011	JP1	1
		EPA 300.0 Rev 2.1 1993	JCM	3
92733822006	**HAM-AP1-EB-01**	EPA 6010D	AJM	6
		EPA 6020B	MT1	13

This report shall not be reproduced, except in full,
without the written consent of Pace Analytical Services, LLC.

Pace Analytical Services, LLC
9800 Kincey Ave. Suite 100
Huntersville, NC 28078
(704)875-9092

SAMPLE ANALYTE COUNT

Project: Hammond AP-1
Pace Project No.: 92733822

Lab ID	Sample ID	Method	Analysts	Analytes Reported
		EPA 7470A	VB	1
		SM 2540C-2015	DL1	1
		SM 2320B-2011	SMS	3
		SM 4500-S2D-2011	JP1	1
		EPA 300.0 Rev 2.1 1993	JCM	3
92733822007	**HAM-AP1-FB-01**	EPA 6010D	AJM	6
		EPA 6020B	MT1	13
		EPA 7470A	VB	1
		SM 2540C-2015	DL1	1
		SM 2320B-2011	SMS	3
		SM 4500-S2D-2011	JP1	1
		EPA 300.0 Rev 2.1 1993	JCM	3
92733822008	**HAM-AP1-FD-01**	EPA 6010D	AJM	6
		EPA 6020B	MT1	13
		EPA 7470A	VB	1
		SM 2540C-2015	DL1	1
		SM 2320B-2011	SMS	3
		SM 4500-S2D-2011	JP1	1
		EPA 300.0 Rev 2.1 1993	JCM	3

PASI-A = Pace Analytical Services - Asheville
PASI-GA = Pace Analytical Services - Peachtree Corners, GA

This report shall not be reproduced, except in full,
without the written consent of Pace Analytical Services, LLC.

Pace Analytical Services, LLC
9800 Kincey Ave. Suite 100
Huntersville, NC 28078
(704)875-9092

SUMMARY OF DETECTION

Project: Hammond AP-1
Pace Project No.: 92733822

Lab Sample ID Method	Client Sample ID Parameters	Result	Units	Report Limit	Analyzed	Qualifiers
92733822001	**HAM-AS-01**					
EPA 6010D	Iron	0.14	mg/L	0.040	06/03/24 20:27	
EPA 6010D	Manganese	1.2	mg/L	0.040	06/03/24 20:27	
EPA 6010D	Potassium	6.1	mg/L	0.50	06/03/24 20:27	
EPA 6010D	Sodium	11.1	mg/L	1.0	06/03/24 20:27	
EPA 6010D	Calcium	144	mg/L	1.0	06/03/24 20:27	
EPA 6010D	Magnesium	16.5	mg/L	0.050	06/03/24 20:27	
EPA 6020B	Arsenic	0.0022J	mg/L	0.0050	06/04/24 16:51	
EPA 6020B	Barium	0.12	mg/L	0.0050	06/04/24 16:51	
EPA 6020B	Boron	1.5	mg/L	0.040	06/04/24 16:51	
EPA 6020B	Cobalt	0.00087J	mg/L	0.0050	06/04/24 16:51	
EPA 6020B	Lithium	0.0048J	mg/L	0.030	06/04/24 16:51	
EPA 6020B	Molybdenum	0.060	mg/L	0.010	06/04/24 16:51	
EPA 6020B	Selenium	0.0016J	mg/L	0.0050	06/04/24 16:51	
SM 2540C-2015	Total Dissolved Solids	610	mg/L	25.0	06/03/24 12:08	
SM 2320B-2011	Alkalinity,Bicarbonate (CaCO3)	176	mg/L	5.0	06/05/24 17:10	
SM 2320B-2011	Alkalinity, Total as CaCO3	176	mg/L	5.0	06/05/24 17:10	
EPA 300.0 Rev 2.1 1993	Chloride	61.6	mg/L	1.0	06/01/24 22:59	
EPA 300.0 Rev 2.1 1993	Fluoride	0.13	mg/L	0.10	06/01/24 22:59	
EPA 300.0 Rev 2.1 1993	Sulfate	187	mg/L	4.0	06/02/24 04:57	
92733822002	**HAM-PT-09**					
EPA 6010D	Iron	0.24	mg/L	0.040	06/03/24 20:31	
EPA 6010D	Manganese	0.28	mg/L	0.040	06/03/24 20:31	
EPA 6010D	Potassium	6.2	mg/L	0.50	06/03/24 20:31	
EPA 6010D	Sodium	11.5	mg/L	1.0	06/03/24 20:31	
EPA 6010D	Calcium	94.9	mg/L	1.0	06/03/24 20:31	
EPA 6010D	Magnesium	19.9	mg/L	0.050	06/03/24 20:31	
EPA 6020B	Arsenic	0.0022J	mg/L	0.0050	06/04/24 16:55	
EPA 6020B	Barium	0.062	mg/L	0.0050	06/04/24 16:55	
EPA 6020B	Boron	1.5	mg/L	0.040	06/04/24 16:55	
EPA 6020B	Cadmium	0.00010J	mg/L	0.00050	06/04/24 16:55	
EPA 6020B	Cobalt	0.0010J	mg/L	0.0050	06/04/24 16:55	
EPA 6020B	Molybdenum	0.24	mg/L	0.010	06/04/24 16:55	
SM 2540C-2015	Total Dissolved Solids	532	mg/L	25.0	06/03/24 12:09	
SM 2320B-2011	Alkalinity,Bicarbonate (CaCO3)	138	mg/L	5.0	06/07/24 15:22	
SM 2320B-2011	Alkalinity, Total as CaCO3	138	mg/L	5.0	06/07/24 15:22	
EPA 300.0 Rev 2.1 1993	Chloride	52.4	mg/L	1.0	06/01/24 23:14	
EPA 300.0 Rev 2.1 1993	Fluoride	0.33	mg/L	0.10	06/01/24 23:14	
EPA 300.0 Rev 2.1 1993	Sulfate	133	mg/L	3.0	06/02/24 05:41	
92733822003	**HAM-PT-10**					
EPA 6010D	Iron	0.21	mg/L	0.040	06/03/24 20:35	
EPA 6010D	Manganese	0.52	mg/L	0.040	06/03/24 20:35	
EPA 6010D	Potassium	6.6	mg/L	0.50	06/03/24 20:35	
EPA 6010D	Sodium	9.5	mg/L	1.0	06/03/24 20:35	
EPA 6010D	Calcium	95.9	mg/L	1.0	06/03/24 20:35	
EPA 6010D	Magnesium	13.1	mg/L	0.050	06/03/24 20:35	
EPA 6020B	Arsenic	0.0018J	mg/L	0.0050	06/04/24 16:59	

This report shall not be reproduced, except in full,
without the written consent of Pace Analytical Services, LLC.

Pace Analytical Services, LLC
9800 Kincey Ave. Suite 100
Huntersville, NC 28078
(704)875-9092

SUMMARY OF DETECTION

Project: Hammond AP-1
Pace Project No.: 92733822

Lab Sample ID Method	Client Sample ID Parameters	Result	Units	Report Limit	Analyzed	Qualifiers
92733822003	**HAM-PT-10**					
EPA 6020B	Barium	0.052	mg/L	0.0050	06/04/24 16:59	
EPA 6020B	Boron	1.4	mg/L	0.040	06/04/24 16:59	
EPA 6020B	Cobalt	0.0014J	mg/L	0.0050	06/04/24 16:59	
EPA 6020B	Molybdenum	0.053	mg/L	0.010	06/04/24 16:59	
SM 2540C-2015	Total Dissolved Solids	495	mg/L	25.0	06/03/24 12:10	
SM 2320B-2011	Alkalinity,Bicarbonate (CaCO3)	116	mg/L	5.0	06/07/24 15:31	
SM 2320B-2011	Alkalinity, Total as CaCO3	116	mg/L	5.0	06/07/24 15:31	
EPA 300.0 Rev 2.1 1993	Chloride	53.0	mg/L	1.0	06/01/24 23:57	
EPA 300.0 Rev 2.1 1993	Fluoride	0.17	mg/L	0.10	06/01/24 23:57	
EPA 300.0 Rev 2.1 1993	Sulfate	124	mg/L	3.0	06/02/24 05:55	
92733822004	**HAM-PT-11**					
EPA 6010D	Iron	0.10	mg/L	0.040	06/03/24 20:39	
EPA 6010D	Manganese	0.27	mg/L	0.040	06/03/24 20:39	
EPA 6010D	Potassium	6.5	mg/L	0.50	06/03/24 20:39	
EPA 6010D	Sodium	9.2	mg/L	1.0	06/03/24 20:39	
EPA 6010D	Calcium	95.7	mg/L	1.0	06/03/24 20:39	
EPA 6010D	Magnesium	16.7	mg/L	0.050	06/03/24 20:39	
EPA 6020B	Arsenic	0.0021J	mg/L	0.0050	06/04/24 17:03	
EPA 6020B	Barium	0.072	mg/L	0.0050	06/04/24 17:03	
EPA 6020B	Boron	1.4	mg/L	0.040	06/04/24 17:03	
EPA 6020B	Cadmium	0.00013J	mg/L	0.00050	06/04/24 17:03	
EPA 6020B	Cobalt	0.0013J	mg/L	0.0050	06/04/24 17:03	
EPA 6020B	Molybdenum	0.17	mg/L	0.010	06/04/24 17:03	
SM 2540C-2015	Total Dissolved Solids	474	mg/L	25.0	06/03/24 12:08	
SM 2320B-2011	Alkalinity,Bicarbonate (CaCO3)	143	mg/L	5.0	06/05/24 17:35	
SM 2320B-2011	Alkalinity, Total as CaCO3	143	mg/L	5.0	06/05/24 17:35	
EPA 300.0 Rev 2.1 1993	Chloride	39.4	mg/L	1.0	06/02/24 00:11	
EPA 300.0 Rev 2.1 1993	Fluoride	0.31	mg/L	0.10	06/02/24 00:11	
EPA 300.0 Rev 2.1 1993	Sulfate	118	mg/L	3.0	06/02/24 06:09	
92733822005	**HAM-PT-12**					
EPA 6010D	Iron	0.032J	mg/L	0.040	06/03/24 20:43	
EPA 6010D	Manganese	0.75	mg/L	0.040	06/03/24 20:43	
EPA 6010D	Potassium	5.7	mg/L	0.50	06/03/24 20:43	
EPA 6010D	Sodium	9.6	mg/L	1.0	06/03/24 20:43	
EPA 6010D	Calcium	91.0	mg/L	1.0	06/03/24 20:43	
EPA 6010D	Magnesium	18.6	mg/L	0.050	06/03/24 20:43	
EPA 6020B	Arsenic	0.0026J	mg/L	0.0050	06/04/24 17:07	
EPA 6020B	Barium	0.069	mg/L	0.0050	06/04/24 17:07	
EPA 6020B	Boron	1.5	mg/L	0.040	06/04/24 17:07	
EPA 6020B	Cadmium	0.00011J	mg/L	0.00050	06/04/24 17:07	
EPA 6020B	Cobalt	0.0021J	mg/L	0.0050	06/04/24 17:07	
EPA 6020B	Molybdenum	0.22	mg/L	0.010	06/04/24 17:07	
EPA 6020B	Selenium	0.0015J	mg/L	0.0050	06/04/24 17:07	
SM 2540C-2015	Total Dissolved Solids	488	mg/L	25.0	06/03/24 12:08	
SM 2320B-2011	Alkalinity,Bicarbonate (CaCO3)	136	mg/L	5.0	06/07/24 13:55	
SM 2320B-2011	Alkalinity, Total as CaCO3	136	mg/L	5.0	06/07/24 13:55	

This report shall not be reproduced, except in full,
without the written consent of Pace Analytical Services, LLC.

Pace Analytical Services, LLC
9800 Kincey Ave. Suite 100
Huntersville, NC 28078
(704)875-9092

SUMMARY OF DETECTION

Project: Hammond AP-1
Pace Project No.: 92733822

Lab Sample ID Method	Client Sample ID Parameters	Result	Units	Report Limit	Analyzed	Qualifiers
92733822005	**HAM-PT-12**					
EPA 300.0 Rev 2.1 1993	Chloride	48.0	mg/L	1.0	06/03/24 00:51	
EPA 300.0 Rev 2.1 1993	Fluoride	0.31	mg/L	0.10	06/03/24 00:51	
EPA 300.0 Rev 2.1 1993	Sulfate	131	mg/L	3.0	06/03/24 03:15	
92733822006	**HAM-AP1-EB-01**					
EPA 6010D	Calcium	0.13J	mg/L	1.0	06/03/24 20:47	
EPA 6010D	Magnesium	0.030J	mg/L	0.050	06/03/24 20:47	
EPA 6020B	Arsenic	0.0044J	mg/L	0.0050	06/04/24 17:16	
92733822007	**HAM-AP1-FB-01**					
EPA 6020B	Arsenic	0.0040J	mg/L	0.0050	06/04/24 17:20	
EPA 6020B	Selenium	0.0011J	mg/L	0.0050	06/04/24 17:20	
92733822008	**HAM-AP1-FD-01**					
EPA 6010D	Iron	0.26	mg/L	0.040	06/03/24 21:41	
EPA 6010D	Manganese	0.27	mg/L	0.040	06/03/24 21:41	
EPA 6010D	Calcium	97.3	mg/L	1.0	06/03/24 21:41	
EPA 6010D	Magnesium	20.9	mg/L	0.050	06/03/24 21:41	
EPA 6010D	Potassium	6.4	mg/L	0.50	06/04/24 14:10	
EPA 6010D	Sodium	12.0	mg/L	1.0	06/04/24 14:10	
EPA 6020B	Arsenic	0.0025J	mg/L	0.0050	06/04/24 17:24	
EPA 6020B	Barium	0.062	mg/L	0.0050	06/04/24 17:24	
EPA 6020B	Boron	1.4	mg/L	0.040	06/04/24 17:24	
EPA 6020B	Cadmium	0.00014J	mg/L	0.00050	06/04/24 17:24	
EPA 6020B	Cobalt	0.0010J	mg/L	0.0050	06/04/24 17:24	
EPA 6020B	Molybdenum	0.24	mg/L	0.010	06/04/24 17:24	
EPA 6020B	Selenium	0.0012J	mg/L	0.0050	06/04/24 17:24	
SM 2540C-2015	Total Dissolved Solids	500	mg/L	25.0	06/03/24 12:10	
SM 2320B-2011	Alkalinity,Bicarbonate (CaCO3)	140	mg/L	5.0	06/07/24 15:48	
SM 2320B-2011	Alkalinity, Total as CaCO3	140	mg/L	5.0	06/07/24 15:48	
EPA 300.0 Rev 2.1 1993	Chloride	51.3	mg/L	1.0	06/03/24 01:06	
EPA 300.0 Rev 2.1 1993	Fluoride	0.32	mg/L	0.10	06/03/24 01:06	
EPA 300.0 Rev 2.1 1993	Sulfate	129	mg/L	3.0	06/03/24 03:29	

This report shall not be reproduced, except in full,
without the written consent of Pace Analytical Services, LLC.

Pace Analytical Services, LLC
9800 Kincey Ave. Suite 100
Huntersville, NC 28078
(704)875-9092

ANALYTICAL RESULTS

Project: Hammond AP-1
Pace Project No.: 92733822

Sample: HAM-AS-01 **Lab ID: 92733822001** Collected: 05/29/24 14:14 Received: 05/31/24 12:05 Matrix: Water

Parameters	Results	Units	Report Limit	MDL	DF	Prepared	Analyzed	CAS No.	Qual
6010D ATL ICP	Analytical Method: EPA 6010D Preparation Method: EPA 3010A Pace Analytical Services - Peachtree Corners, GA								
Iron	**0.14**	mg/L	0.040	0.025	1	05/31/24 17:19	06/03/24 20:27	7439-89-6	
Manganese	**1.2**	mg/L	0.040	0.011	1	05/31/24 17:19	06/03/24 20:27	7439-96-5	
Potassium	**6.1**	mg/L	0.50	0.15	1	05/31/24 17:19	06/03/24 20:27	7440-09-7	
Sodium	**11.1**	mg/L	1.0	0.58	1	05/31/24 17:19	06/03/24 20:27	7440-23-5	
Calcium	**144**	mg/L	1.0	0.12	1	05/31/24 17:19	06/03/24 20:27	7440-70-2	
Magnesium	**16.5**	mg/L	0.050	0.012	1	05/31/24 17:19	06/03/24 20:27	7439-95-4	
6020 MET ICPMS	Analytical Method: EPA 6020B Preparation Method: EPA 3005A Pace Analytical Services - Peachtree Corners, GA								
Antimony	ND	mg/L	0.0030	0.00054	1	05/31/24 16:57	06/04/24 16:51	7440-36-0	
Arsenic	**0.0022J**	mg/L	0.0050	0.00084	1	05/31/24 16:57	06/04/24 16:51	7440-38-2	
Barium	**0.12**	mg/L	0.0050	0.00047	1	05/31/24 16:57	06/04/24 16:51	7440-39-3	
Beryllium	ND	mg/L	0.00050	0.000094	1	05/31/24 16:57	06/04/24 16:51	7440-41-7	
Boron	**1.5**	mg/L	0.040	0.012	1	05/31/24 16:57	06/04/24 16:51	7440-42-8	
Cadmium	ND	mg/L	0.00050	0.00010	1	05/31/24 16:57	06/04/24 16:51	7440-43-9	
Chromium	ND	mg/L	0.0050	0.0019	1	05/31/24 16:57	06/04/24 16:51	7440-47-3	
Cobalt	**0.00087J**	mg/L	0.0050	0.00032	1	05/31/24 16:57	06/04/24 16:51	7440-48-4	
Lead	ND	mg/L	0.0010	0.00016	1	05/31/24 16:57	06/04/24 16:51	7439-92-1	
Lithium	**0.0048J**	mg/L	0.030	0.0016	1	05/31/24 16:57	06/04/24 16:51	7439-93-2	
Molybdenum	**0.060**	mg/L	0.010	0.00062	1	05/31/24 16:57	06/04/24 16:51	7439-98-7	
Selenium	**0.0016J**	mg/L	0.0050	0.00096	1	05/31/24 16:57	06/04/24 16:51	7782-49-2	
Thallium	ND	mg/L	0.0010	0.00038	1	05/31/24 16:57	06/04/24 16:51	7440-28-0	
7470 Mercury	Analytical Method: EPA 7470A Preparation Method: EPA 7470A Pace Analytical Services - Peachtree Corners, GA								
Mercury	ND	mg/L	0.00020	0.00013	1	06/10/24 17:00	06/11/24 09:10	7439-97-6	
2540C Total Dissolved Solids	Analytical Method: SM 2540C-2015 Pace Analytical Services - Peachtree Corners, GA								
Total Dissolved Solids	**610**	mg/L	25.0	25.0	1		06/03/24 12:08		
2320B Alkalinity	Analytical Method: SM 2320B-2011 Pace Analytical Services - Asheville								
Alkalinity,Bicarbonate (CaCO3)	**176**	mg/L	5.0	5.0	1		06/05/24 17:10		
Alkalinity,Carbonate (CaCO3)	ND	mg/L	5.0	5.0	1		06/05/24 17:10		
Alkalinity, Total as CaCO3	**176**	mg/L	5.0	5.0	1		06/05/24 17:10		
4500S2D Sulfide Water	Analytical Method: SM 4500-S2D-2011 Pace Analytical Services - Asheville								
Sulfide	ND	mg/L	0.10	0.022	1		06/02/24 02:01	18496-25-8	
300.0 IC Anions 28 Days	Analytical Method: EPA 300.0 Rev 2.1 1993 Pace Analytical Services - Asheville								
Chloride	**61.6**	mg/L	1.0	0.60	1		06/01/24 22:59	16887-00-6	

This report shall not be reproduced, except in full,
without the written consent of Pace Analytical Services, LLC.

Pace Analytical Services, LLC
9800 Kincey Ave. Suite 100
Huntersville, NC 28078
(704)875-9092

ANALYTICAL RESULTS

Project: Hammond AP-1
Pace Project No.: 92733822

Sample: HAM-AS-01 **Lab ID: 92733822001** Collected: 05/29/24 14:14 Received: 05/31/24 12:05 Matrix: Water

Parameters	Results	Units	Report Limit	MDL	DF	Prepared	Analyzed	CAS No.	Qual
300.0 IC Anions 28 Days	Analytical Method: EPA 300.0 Rev 2.1 1993 Pace Analytical Services - Asheville								
Fluoride	**0.13**	mg/L	0.10	0.050	1		06/01/24 22:59	16984-48-8	
Sulfate	**187**	mg/L	4.0	2.0	4		06/02/24 04:57	14808-79-8	

This report shall not be reproduced, except in full,
without the written consent of Pace Analytical Services, LLC.

Pace Analytical Services, LLC
9800 Kincey Ave. Suite 100
Huntersville, NC 28078
(704)875-9092

ANALYTICAL RESULTS

Project: Hammond AP-1
Pace Project No.: 92733822

Sample: HAM-PT-09 **Lab ID: 92733822002** Collected: 05/30/24 11:52 Received: 05/31/24 12:05 Matrix: Water

Parameters	Results	Units	Report Limit	MDL	DF	Prepared	Analyzed	CAS No.	Qual
6010D ATL ICP	Analytical Method: EPA 6010D Preparation Method: EPA 3010A Pace Analytical Services - Peachtree Corners, GA								
Iron	**0.24**	mg/L	0.040	0.025	1	05/31/24 17:19	06/03/24 20:31	7439-89-6	
Manganese	**0.28**	mg/L	0.040	0.011	1	05/31/24 17:19	06/03/24 20:31	7439-96-5	
Potassium	**6.2**	mg/L	0.50	0.15	1	05/31/24 17:19	06/03/24 20:31	7440-09-7	
Sodium	**11.5**	mg/L	1.0	0.58	1	05/31/24 17:19	06/03/24 20:31	7440-23-5	
Calcium	**94.9**	mg/L	1.0	0.12	1	05/31/24 17:19	06/03/24 20:31	7440-70-2	
Magnesium	**19.9**	mg/L	0.050	0.012	1	05/31/24 17:19	06/03/24 20:31	7439-95-4	
6020 MET ICPMS	Analytical Method: EPA 6020B Preparation Method: EPA 3005A Pace Analytical Services - Peachtree Corners, GA								
Antimony	ND	mg/L	0.0030	0.00054	1	05/31/24 16:57	06/04/24 16:55	7440-36-0	
Arsenic	**0.0022J**	mg/L	0.0050	0.00084	1	05/31/24 16:57	06/04/24 16:55	7440-38-2	
Barium	**0.062**	mg/L	0.0050	0.00047	1	05/31/24 16:57	06/04/24 16:55	7440-39-3	
Beryllium	ND	mg/L	0.00050	0.000094	1	05/31/24 16:57	06/04/24 16:55	7440-41-7	
Boron	**1.5**	mg/L	0.040	0.012	1	05/31/24 16:57	06/04/24 16:55	7440-42-8	
Cadmium	**0.00010J**	mg/L	0.00050	0.00010	1	05/31/24 16:57	06/04/24 16:55	7440-43-9	
Chromium	ND	mg/L	0.0050	0.0019	1	05/31/24 16:57	06/04/24 16:55	7440-47-3	
Cobalt	**0.0010J**	mg/L	0.0050	0.00032	1	05/31/24 16:57	06/04/24 16:55	7440-48-4	
Lead	ND	mg/L	0.0010	0.00016	1	05/31/24 16:57	06/04/24 16:55	7439-92-1	
Lithium	ND	mg/L	0.030	0.0016	1	05/31/24 16:57	06/04/24 16:55	7439-93-2	
Molybdenum	**0.24**	mg/L	0.010	0.00062	1	05/31/24 16:57	06/04/24 16:55	7439-98-7	
Selenium	ND	mg/L	0.0050	0.00096	1	05/31/24 16:57	06/04/24 16:55	7782-49-2	
Thallium	ND	mg/L	0.0010	0.00038	1	05/31/24 16:57	06/04/24 16:55	7440-28-0	
7470 Mercury	Analytical Method: EPA 7470A Preparation Method: EPA 7470A Pace Analytical Services - Peachtree Corners, GA								
Mercury	ND	mg/L	0.00020	0.00013	1	06/10/24 17:00	06/11/24 09:32	7439-97-6	
2540C Total Dissolved Solids	Analytical Method: SM 2540C-2015 Pace Analytical Services - Peachtree Corners, GA								
Total Dissolved Solids	**532**	mg/L	25.0	25.0	1		06/03/24 12:09		
2320B Alkalinity	Analytical Method: SM 2320B-2011 Pace Analytical Services - Asheville								
Alkalinity,Bicarbonate (CaCO3)	**138**	mg/L	5.0	5.0	1		06/07/24 15:22		
Alkalinity,Carbonate (CaCO3)	ND	mg/L	5.0	5.0	1		06/07/24 15:22		
Alkalinity, Total as CaCO3	**138**	mg/L	5.0	5.0	1		06/07/24 15:22		
4500S2D Sulfide Water	Analytical Method: SM 4500-S2D-2011 Pace Analytical Services - Asheville								
Sulfide	ND	mg/L	0.10	0.022	1		06/02/24 02:05	18496-25-8	
300.0 IC Anions 28 Days	Analytical Method: EPA 300.0 Rev 2.1 1993 Pace Analytical Services - Asheville								
Chloride	**52.4**	mg/L	1.0	0.60	1		06/01/24 23:14	16887-00-6	

This report shall not be reproduced, except in full,
without the written consent of Pace Analytical Services, LLC.

Pace Analytical Services, LLC
9800 Kincey Ave. Suite 100
Huntersville, NC 28078
(704)875-9092

ANALYTICAL RESULTS

Project: Hammond AP-1
Pace Project No.: 92733822

Sample: HAM-PT-09 **Lab ID: 92733822002** Collected: 05/30/24 11:52 Received: 05/31/24 12:05 Matrix: Water

Parameters	Results	Units	Report Limit	MDL	DF	Prepared	Analyzed	CAS No.	Qual
300.0 IC Anions 28 Days	Analytical Method: EPA 300.0 Rev 2.1 1993 Pace Analytical Services - Asheville								
Fluoride	**0.33**	mg/L	0.10	0.050	1		06/01/24 23:14	16984-48-8	
Sulfate	**133**	mg/L	3.0	1.5	3		06/02/24 05:41	14808-79-8	

This report shall not be reproduced, except in full,
without the written consent of Pace Analytical Services, LLC.

Pace Analytical Services, LLC
9800 Kincey Ave. Suite 100
Huntersville, NC 28078
(704)875-9092

ANALYTICAL RESULTS

Project: Hammond AP-1
Pace Project No.: 92733822

Sample: HAM-PT-10 **Lab ID: 92733822003** Collected: 05/30/24 14:40 Received: 05/31/24 12:05 Matrix: Water

Parameters	Results	Units	Report Limit	MDL	DF	Prepared	Analyzed	CAS No.	Qual
6010D ATL ICP	Analytical Method: EPA 6010D Preparation Method: EPA 3010A Pace Analytical Services - Peachtree Corners, GA								
Iron	**0.21**	mg/L	0.040	0.025	1	05/31/24 17:19	06/03/24 20:35	7439-89-6	
Manganese	**0.52**	mg/L	0.040	0.011	1	05/31/24 17:19	06/03/24 20:35	7439-96-5	
Potassium	**6.6**	mg/L	0.50	0.15	1	05/31/24 17:19	06/03/24 20:35	7440-09-7	
Sodium	**9.5**	mg/L	1.0	0.58	1	05/31/24 17:19	06/03/24 20:35	7440-23-5	
Calcium	**95.9**	mg/L	1.0	0.12	1	05/31/24 17:19	06/03/24 20:35	7440-70-2	
Magnesium	**13.1**	mg/L	0.050	0.012	1	05/31/24 17:19	06/03/24 20:35	7439-95-4	
6020 MET ICPMS	Analytical Method: EPA 6020B Preparation Method: EPA 3005A Pace Analytical Services - Peachtree Corners, GA								
Antimony	ND	mg/L	0.0030	0.00054	1	05/31/24 16:57	06/04/24 16:59	7440-36-0	
Arsenic	**0.0018J**	mg/L	0.0050	0.00084	1	05/31/24 16:57	06/04/24 16:59	7440-38-2	
Barium	**0.052**	mg/L	0.0050	0.00047	1	05/31/24 16:57	06/04/24 16:59	7440-39-3	
Beryllium	ND	mg/L	0.00050	0.000094	1	05/31/24 16:57	06/04/24 16:59	7440-41-7	
Boron	**1.4**	mg/L	0.040	0.012	1	05/31/24 16:57	06/04/24 16:59	7440-42-8	
Cadmium	ND	mg/L	0.00050	0.00010	1	05/31/24 16:57	06/04/24 16:59	7440-43-9	
Chromium	ND	mg/L	0.0050	0.0019	1	05/31/24 16:57	06/04/24 16:59	7440-47-3	
Cobalt	**0.0014J**	mg/L	0.0050	0.00032	1	05/31/24 16:57	06/04/24 16:59	7440-48-4	
Lead	ND	mg/L	0.0010	0.00016	1	05/31/24 16:57	06/04/24 16:59	7439-92-1	
Lithium	ND	mg/L	0.030	0.0016	1	05/31/24 16:57	06/04/24 16:59	7439-93-2	
Molybdenum	**0.053**	mg/L	0.010	0.00062	1	05/31/24 16:57	06/04/24 16:59	7439-98-7	
Selenium	ND	mg/L	0.0050	0.00096	1	05/31/24 16:57	06/04/24 16:59	7782-49-2	
Thallium	ND	mg/L	0.0010	0.00038	1	05/31/24 16:57	06/04/24 16:59	7440-28-0	
7470 Mercury	Analytical Method: EPA 7470A Preparation Method: EPA 7470A Pace Analytical Services - Peachtree Corners, GA								
Mercury	ND	mg/L	0.00020	0.00013	1	06/10/24 17:00	06/11/24 09:35	7439-97-6	
2540C Total Dissolved Solids	Analytical Method: SM 2540C-2015 Pace Analytical Services - Peachtree Corners, GA								
Total Dissolved Solids	**495**	mg/L	25.0	25.0	1		06/03/24 12:10		
2320B Alkalinity	Analytical Method: SM 2320B-2011 Pace Analytical Services - Asheville								
Alkalinity,Bicarbonate (CaCO3)	**116**	mg/L	5.0	5.0	1		06/07/24 15:31		
Alkalinity,Carbonate (CaCO3)	ND	mg/L	5.0	5.0	1		06/07/24 15:31		
Alkalinity, Total as CaCO3	**116**	mg/L	5.0	5.0	1		06/07/24 15:31		
4500S2D Sulfide Water	Analytical Method: SM 4500-S2D-2011 Pace Analytical Services - Asheville								
Sulfide	ND	mg/L	0.10	0.022	1		06/02/24 02:05	18496-25-8	
300.0 IC Anions 28 Days	Analytical Method: EPA 300.0 Rev 2.1 1993 Pace Analytical Services - Asheville								
Chloride	**53.0**	mg/L	1.0	0.60	1		06/01/24 23:57	16887-00-6	

This report shall not be reproduced, except in full,
without the written consent of Pace Analytical Services, LLC.

Pace Analytical Services, LLC
9800 Kincey Ave. Suite 100
Huntersville, NC 28078
(704)875-9092

ANALYTICAL RESULTS

Project: Hammond AP-1
Pace Project No.: 92733822

Sample: HAM-PT-10 **Lab ID: 92733822003** Collected: 05/30/24 14:40 Received: 05/31/24 12:05 Matrix: Water

Parameters	Results	Units	Report Limit	MDL	DF	Prepared	Analyzed	CAS No.	Qual
300.0 IC Anions 28 Days	Analytical Method: EPA 300.0 Rev 2.1 1993 Pace Analytical Services - Asheville								
Fluoride	**0.17**	mg/L	0.10	0.050	1		06/01/24 23:57	16984-48-8	
Sulfate	**124**	mg/L	3.0	1.5	3		06/02/24 05:55	14808-79-8	

This report shall not be reproduced, except in full,
without the written consent of Pace Analytical Services, LLC.

Pace Analytical Services, LLC
9800 Kincey Ave. Suite 100
Huntersville, NC 28078
(704)875-9092

ANALYTICAL RESULTS

Project: Hammond AP-1
Pace Project No.: 92733822

Sample: HAM-PT-11 **Lab ID: 92733822004** Collected: 05/29/24 16:43 Received: 05/31/24 12:05 Matrix: Water

Parameters	Results	Units	Report Limit	MDL	DF	Prepared	Analyzed	CAS No.	Qual
6010D ATL ICP	Analytical Method: EPA 6010D Preparation Method: EPA 3010A Pace Analytical Services - Peachtree Corners, GA								
Iron	**0.10**	mg/L	0.040	0.025	1	05/31/24 17:19	06/03/24 20:39	7439-89-6	
Manganese	**0.27**	mg/L	0.040	0.011	1	05/31/24 17:19	06/03/24 20:39	7439-96-5	
Potassium	**6.5**	mg/L	0.50	0.15	1	05/31/24 17:19	06/03/24 20:39	7440-09-7	
Sodium	**9.2**	mg/L	1.0	0.58	1	05/31/24 17:19	06/03/24 20:39	7440-23-5	
Calcium	**95.7**	mg/L	1.0	0.12	1	05/31/24 17:19	06/03/24 20:39	7440-70-2	
Magnesium	**16.7**	mg/L	0.050	0.012	1	05/31/24 17:19	06/03/24 20:39	7439-95-4	
6020 MET ICPMS	Analytical Method: EPA 6020B Preparation Method: EPA 3005A Pace Analytical Services - Peachtree Corners, GA								
Antimony	ND	mg/L	0.0030	0.00054	1	05/31/24 16:57	06/04/24 17:03	7440-36-0	
Arsenic	**0.0021J**	mg/L	0.0050	0.00084	1	05/31/24 16:57	06/04/24 17:03	7440-38-2	
Barium	**0.072**	mg/L	0.0050	0.00047	1	05/31/24 16:57	06/04/24 17:03	7440-39-3	
Beryllium	ND	mg/L	0.00050	0.000094	1	05/31/24 16:57	06/04/24 17:03	7440-41-7	
Boron	**1.4**	mg/L	0.040	0.012	1	05/31/24 16:57	06/04/24 17:03	7440-42-8	
Cadmium	**0.00013J**	mg/L	0.00050	0.00010	1	05/31/24 16:57	06/04/24 17:03	7440-43-9	
Chromium	ND	mg/L	0.0050	0.0019	1	05/31/24 16:57	06/04/24 17:03	7440-47-3	
Cobalt	**0.0013J**	mg/L	0.0050	0.00032	1	05/31/24 16:57	06/04/24 17:03	7440-48-4	
Lead	ND	mg/L	0.0010	0.00016	1	05/31/24 16:57	06/04/24 17:03	7439-92-1	
Lithium	ND	mg/L	0.030	0.0016	1	05/31/24 16:57	06/04/24 17:03	7439-93-2	
Molybdenum	**0.17**	mg/L	0.010	0.00062	1	05/31/24 16:57	06/04/24 17:03	7439-98-7	
Selenium	ND	mg/L	0.0050	0.00096	1	05/31/24 16:57	06/04/24 17:03	7782-49-2	
Thallium	ND	mg/L	0.0010	0.00038	1	05/31/24 16:57	06/04/24 17:03	7440-28-0	
7470 Mercury	Analytical Method: EPA 7470A Preparation Method: EPA 7470A Pace Analytical Services - Peachtree Corners, GA								
Mercury	ND	mg/L	0.00020	0.00013	1	06/10/24 17:00	06/11/24 09:37	7439-97-6	
2540C Total Dissolved Solids	Analytical Method: SM 2540C-2015 Pace Analytical Services - Peachtree Corners, GA								
Total Dissolved Solids	**474**	mg/L	25.0	25.0	1		06/03/24 12:08		
2320B Alkalinity	Analytical Method: SM 2320B-2011 Pace Analytical Services - Asheville								
Alkalinity,Bicarbonate (CaCO3)	**143**	mg/L	5.0	5.0	1		06/05/24 17:35		
Alkalinity,Carbonate (CaCO3)	ND	mg/L	5.0	5.0	1		06/05/24 17:35		
Alkalinity, Total as CaCO3	**143**	mg/L	5.0	5.0	1		06/05/24 17:35		
4500S2D Sulfide Water	Analytical Method: SM 4500-S2D-2011 Pace Analytical Services - Asheville								
Sulfide	ND	mg/L	0.10	0.022	1		06/02/24 02:01	18496-25-8	
300.0 IC Anions 28 Days	Analytical Method: EPA 300.0 Rev 2.1 1993 Pace Analytical Services - Asheville								
Chloride	**39.4**	mg/L	1.0	0.60	1		06/02/24 00:11	16887-00-6	

This report shall not be reproduced, except in full,
without the written consent of Pace Analytical Services, LLC.

Pace Analytical Services, LLC
9800 Kincey Ave. Suite 100
Huntersville, NC 28078
(704)875-9092

ANALYTICAL RESULTS

Project: Hammond AP-1
Pace Project No.: 92733822

Sample: HAM-PT-11 **Lab ID: 92733822004** Collected: 05/29/24 16:43 Received: 05/31/24 12:05 Matrix: Water

Parameters	Results	Units	Report Limit	MDL	DF	Prepared	Analyzed	CAS No.	Qual
300.0 IC Anions 28 Days	Analytical Method: EPA 300.0 Rev 2.1 1993 Pace Analytical Services - Asheville								
Fluoride	**0.31**	mg/L	0.10	0.050	1		06/02/24 00:11	16984-48-8	
Sulfate	**118**	mg/L	3.0	1.5	3		06/02/24 06:09	14808-79-8	

This report shall not be reproduced, except in full,
without the written consent of Pace Analytical Services, LLC.

Pace Analytical Services, LLC
9800 Kincey Ave. Suite 100
Huntersville, NC 28078
(704)875-9092

ANALYTICAL RESULTS

Project: Hammond AP-1
Pace Project No.: 92733822

Sample: HAM-PT-12 **Lab ID: 92733822005** Collected: 05/29/24 12:08 Received: 05/31/24 12:05 Matrix: Water

Parameters	Results	Units	Report Limit	MDL	DF	Prepared	Analyzed	CAS No.	Qual
6010D ATL ICP	Analytical Method: EPA 6010D Preparation Method: EPA 3010A Pace Analytical Services - Peachtree Corners, GA								
Iron	**0.032J**	mg/L	0.040	0.025	1	05/31/24 17:19	06/03/24 20:43	7439-89-6	
Manganese	**0.75**	mg/L	0.040	0.011	1	05/31/24 17:19	06/03/24 20:43	7439-96-5	
Potassium	**5.7**	mg/L	0.50	0.15	1	05/31/24 17:19	06/03/24 20:43	7440-09-7	
Sodium	**9.6**	mg/L	1.0	0.58	1	05/31/24 17:19	06/03/24 20:43	7440-23-5	
Calcium	**91.0**	mg/L	1.0	0.12	1	05/31/24 17:19	06/03/24 20:43	7440-70-2	
Magnesium	**18.6**	mg/L	0.050	0.012	1	05/31/24 17:19	06/03/24 20:43	7439-95-4	
6020 MET ICPMS	Analytical Method: EPA 6020B Preparation Method: EPA 3005A Pace Analytical Services - Peachtree Corners, GA								
Antimony	ND	mg/L	0.0030	0.00054	1	05/31/24 16:57	06/04/24 17:07	7440-36-0	
Arsenic	**0.0026J**	mg/L	0.0050	0.00084	1	05/31/24 16:57	06/04/24 17:07	7440-38-2	
Barium	**0.069**	mg/L	0.0050	0.00047	1	05/31/24 16:57	06/04/24 17:07	7440-39-3	
Beryllium	ND	mg/L	0.00050	0.000094	1	05/31/24 16:57	06/04/24 17:07	7440-41-7	
Boron	**1.5**	mg/L	0.040	0.012	1	05/31/24 16:57	06/04/24 17:07	7440-42-8	
Cadmium	**0.00011J**	mg/L	0.00050	0.00010	1	05/31/24 16:57	06/04/24 17:07	7440-43-9	
Chromium	ND	mg/L	0.0050	0.0019	1	05/31/24 16:57	06/04/24 17:07	7440-47-3	
Cobalt	**0.0021J**	mg/L	0.0050	0.00032	1	05/31/24 16:57	06/04/24 17:07	7440-48-4	
Lead	ND	mg/L	0.0010	0.00016	1	05/31/24 16:57	06/04/24 17:07	7439-92-1	
Lithium	ND	mg/L	0.030	0.0016	1	05/31/24 16:57	06/04/24 17:07	7439-93-2	
Molybdenum	**0.22**	mg/L	0.010	0.00062	1	05/31/24 16:57	06/04/24 17:07	7439-98-7	
Selenium	**0.0015J**	mg/L	0.0050	0.00096	1	05/31/24 16:57	06/04/24 17:07	7782-49-2	
Thallium	ND	mg/L	0.0010	0.00038	1	05/31/24 16:57	06/04/24 17:07	7440-28-0	
7470 Mercury	Analytical Method: EPA 7470A Preparation Method: EPA 7470A Pace Analytical Services - Peachtree Corners, GA								
Mercury	ND	mg/L	0.00020	0.00013	1	06/10/24 17:00	06/11/24 09:40	7439-97-6	
2540C Total Dissolved Solids	Analytical Method: SM 2540C-2015 Pace Analytical Services - Peachtree Corners, GA								
Total Dissolved Solids	**488**	mg/L	25.0	25.0	1		06/03/24 12:08		
2320B Alkalinity	Analytical Method: SM 2320B-2011 Pace Analytical Services - Asheville								
Alkalinity,Bicarbonate (CaCO3)	**136**	mg/L	5.0	5.0	1		06/07/24 13:55		
Alkalinity,Carbonate (CaCO3)	ND	mg/L	5.0	5.0	1		06/07/24 13:55		
Alkalinity, Total as CaCO3	**136**	mg/L	5.0	5.0	1		06/07/24 13:55		
4500S2D Sulfide Water	Analytical Method: SM 4500-S2D-2011 Pace Analytical Services - Asheville								
Sulfide	ND	mg/L	0.10	0.022	1		06/02/24 02:01	18496-25-8	
300.0 IC Anions 28 Days	Analytical Method: EPA 300.0 Rev 2.1 1993 Pace Analytical Services - Asheville								
Chloride	**48.0**	mg/L	1.0	0.60	1		06/03/24 00:51	16887-00-6	

This report shall not be reproduced, except in full,
without the written consent of Pace Analytical Services, LLC.

Pace Analytical Services, LLC
9800 Kincey Ave. Suite 100
Huntersville, NC 28078
(704)875-9092

ANALYTICAL RESULTS

Project: Hammond AP-1
Pace Project No.: 92733822

Sample: HAM-PT-12 **Lab ID: 92733822005** Collected: 05/29/24 12:08 Received: 05/31/24 12:05 Matrix: Water

Parameters	Results	Units	Report Limit	MDL	DF	Prepared	Analyzed	CAS No.	Qual
300.0 IC Anions 28 Days	Analytical Method: EPA 300.0 Rev 2.1 1993 Pace Analytical Services - Asheville								
Fluoride	**0.31**	mg/L	0.10	0.050	1		06/03/24 00:51	16984-48-8	
Sulfate	**131**	mg/L	3.0	1.5	3		06/03/24 03:15	14808-79-8	

This report shall not be reproduced, except in full,
without the written consent of Pace Analytical Services, LLC.

Pace Analytical Services, LLC
9800 Kincey Ave. Suite 100
Huntersville, NC 28078
(704)875-9092

ANALYTICAL RESULTS

Project: Hammond AP-1
Pace Project No.: 92733822

Sample: HAM-AP1-EB-01 **Lab ID: 92733822006** Collected: 05/30/24 16:59 Received: 05/31/24 12:05 Matrix: Water

Parameters	Results	Units	Report Limit	MDL	DF	Prepared	Analyzed	CAS No.	Qual
6010D ATL ICP	Analytical Method: EPA 6010D Preparation Method: EPA 3010A								
	Pace Analytical Services - Peachtree Corners, GA								
Iron	ND	mg/L	0.040	0.025	1	05/31/24 17:19	06/03/24 20:47	7439-89-6	
Manganese	ND	mg/L	0.040	0.011	1	05/31/24 17:19	06/03/24 20:47	7439-96-5	
Potassium	ND	mg/L	0.50	0.15	1	05/31/24 17:19	06/03/24 20:47	7440-09-7	
Sodium	ND	mg/L	1.0	0.58	1	05/31/24 17:19	06/03/24 20:47	7440-23-5	
Calcium	**0.13J**	mg/L	1.0	0.12	1	05/31/24 17:19	06/03/24 20:47	7440-70-2	
Magnesium	**0.030J**	mg/L	0.050	0.012	1	05/31/24 17:19	06/03/24 20:47	7439-95-4	
6020 MET ICPMS	Analytical Method: EPA 6020B Preparation Method: EPA 3005A								
	Pace Analytical Services - Peachtree Corners, GA								
Antimony	ND	mg/L	0.0030	0.00054	1	05/31/24 16:57	06/04/24 17:16	7440-36-0	
Arsenic	**0.0044J**	mg/L	0.0050	0.00084	1	05/31/24 16:57	06/04/24 17:16	7440-38-2	
Barium	ND	mg/L	0.0050	0.00047	1	05/31/24 16:57	06/04/24 17:16	7440-39-3	
Beryllium	ND	mg/L	0.00050	0.000094	1	05/31/24 16:57	06/04/24 17:16	7440-41-7	
Boron	ND	mg/L	0.040	0.012	1	05/31/24 16:57	06/04/24 17:16	7440-42-8	
Cadmium	ND	mg/L	0.00050	0.00010	1	05/31/24 16:57	06/04/24 17:16	7440-43-9	
Chromium	ND	mg/L	0.0050	0.0019	1	05/31/24 16:57	06/04/24 17:16	7440-47-3	
Cobalt	ND	mg/L	0.0050	0.00032	1	05/31/24 16:57	06/04/24 17:16	7440-48-4	
Lead	ND	mg/L	0.0010	0.00016	1	05/31/24 16:57	06/04/24 17:16	7439-92-1	
Lithium	ND	mg/L	0.030	0.0016	1	05/31/24 16:57	06/04/24 17:16	7439-93-2	
Molybdenum	ND	mg/L	0.010	0.00062	1	05/31/24 16:57	06/04/24 17:16	7439-98-7	
Selenium	ND	mg/L	0.0050	0.00096	1	05/31/24 16:57	06/04/24 17:16	7782-49-2	
Thallium	ND	mg/L	0.0010	0.00038	1	05/31/24 16:57	06/04/24 17:16	7440-28-0	
7470 Mercury	Analytical Method: EPA 7470A Preparation Method: EPA 7470A								
	Pace Analytical Services - Peachtree Corners, GA								
Mercury	ND	mg/L	0.00020	0.00013	1	06/10/24 17:00	06/11/24 09:43	7439-97-6	
2540C Total Dissolved Solids	Analytical Method: SM 2540C-2015								
	Pace Analytical Services - Peachtree Corners, GA								
Total Dissolved Solids	ND	mg/L	25.0	25.0	1		06/03/24 12:10		
2320B Alkalinity	Analytical Method: SM 2320B-2011								
	Pace Analytical Services - Asheville								
Alkalinity,Bicarbonate (CaCO3)	ND	mg/L	5.0	5.0	1		06/07/24 15:40		
Alkalinity,Carbonate (CaCO3)	ND	mg/L	5.0	5.0	1		06/07/24 15:40		
Alkalinity, Total as CaCO3	ND	mg/L	5.0	5.0	1		06/07/24 15:40		
4500S2D Sulfide Water	Analytical Method: SM 4500-S2D-2011								
	Pace Analytical Services - Asheville								
Sulfide	ND	mg/L	0.10	0.022	1		06/02/24 02:06	18496-25-8	
300.0 IC Anions 28 Days	Analytical Method: EPA 300.0 Rev 2.1 1993								
	Pace Analytical Services - Asheville								
Chloride	ND	mg/L	1.0	0.60	1		06/02/24 22:00	16887-00-6	

This report shall not be reproduced, except in full,
without the written consent of Pace Analytical Services, LLC.

Pace Analytical Services, LLC
9800 Kincey Ave. Suite 100
Huntersville, NC 28078
(704)875-9092

ANALYTICAL RESULTS

Project: Hammond AP-1
Pace Project No.: 92733822

Sample: HAM-AP1-EB-01 **Lab ID: 92733822006** Collected: 05/30/24 16:59 Received: 05/31/24 12:05 Matrix: Water

Parameters	Results	Units	Report Limit	MDL	DF	Prepared	Analyzed	CAS No.	Qual
300.0 IC Anions 28 Days	Analytical Method: EPA 300.0 Rev 2.1 1993 Pace Analytical Services - Asheville								
Fluoride	ND	mg/L	0.10	0.050	1		06/02/24 22:00	16984-48-8	
Sulfate	ND	mg/L	1.0	0.50	1		06/02/24 22:00	14808-79-8	

This report shall not be reproduced, except in full,
without the written consent of Pace Analytical Services, LLC.

Pace Analytical Services, LLC
9800 Kincey Ave. Suite 100
Huntersville, NC 28078
(704)875-9092

ANALYTICAL RESULTS

Project: Hammond AP-1
Pace Project No.: 92733822

Sample: HAM-AP1-FB-01 **Lab ID: 92733822007** Collected: 05/30/24 16:52 Received: 05/31/24 12:05 Matrix: Water

Parameters	Results	Units	Report Limit	MDL	DF	Prepared	Analyzed	CAS No.	Qual
6010D ATL ICP	Analytical Method: EPA 6010D Preparation Method: EPA 3010A								
	Pace Analytical Services - Peachtree Corners, GA								
Iron	ND	mg/L	0.040	0.025	1	05/31/24 17:19	06/03/24 20:51	7439-89-6	
Manganese	ND	mg/L	0.040	0.011	1	05/31/24 17:19	06/03/24 20:51	7439-96-5	
Potassium	ND	mg/L	0.50	0.15	1	05/31/24 17:19	06/03/24 20:51	7440-09-7	
Sodium	ND	mg/L	1.0	0.58	1	05/31/24 17:19	06/03/24 20:51	7440-23-5	
Calcium	ND	mg/L	1.0	0.12	1	05/31/24 17:19	06/03/24 20:51	7440-70-2	
Magnesium	ND	mg/L	0.050	0.012	1	05/31/24 17:19	06/03/24 20:51	7439-95-4	
6020 MET ICPMS	Analytical Method: EPA 6020B Preparation Method: EPA 3005A								
	Pace Analytical Services - Peachtree Corners, GA								
Antimony	ND	mg/L	0.0030	0.00054	1	05/31/24 16:57	06/04/24 17:20	7440-36-0	
Arsenic	**0.0040J**	mg/L	0.0050	0.00084	1	05/31/24 16:57	06/04/24 17:20	7440-38-2	
Barium	ND	mg/L	0.0050	0.00047	1	05/31/24 16:57	06/04/24 17:20	7440-39-3	
Beryllium	ND	mg/L	0.00050	0.000094	1	05/31/24 16:57	06/04/24 17:20	7440-41-7	
Boron	ND	mg/L	0.040	0.012	1	05/31/24 16:57	06/04/24 17:20	7440-42-8	
Cadmium	ND	mg/L	0.00050	0.00010	1	05/31/24 16:57	06/04/24 17:20	7440-43-9	
Chromium	ND	mg/L	0.0050	0.0019	1	05/31/24 16:57	06/04/24 17:20	7440-47-3	
Cobalt	ND	mg/L	0.0050	0.00032	1	05/31/24 16:57	06/04/24 17:20	7440-48-4	
Lead	ND	mg/L	0.0010	0.00016	1	05/31/24 16:57	06/04/24 17:20	7439-92-1	
Lithium	ND	mg/L	0.030	0.0016	1	05/31/24 16:57	06/04/24 17:20	7439-93-2	
Molybdenum	ND	mg/L	0.010	0.00062	1	05/31/24 16:57	06/04/24 17:20	7439-98-7	
Selenium	**0.0011J**	mg/L	0.0050	0.00096	1	05/31/24 16:57	06/04/24 17:20	7782-49-2	
Thallium	ND	mg/L	0.0010	0.00038	1	05/31/24 16:57	06/04/24 17:20	7440-28-0	
7470 Mercury	Analytical Method: EPA 7470A Preparation Method: EPA 7470A								
	Pace Analytical Services - Peachtree Corners, GA								
Mercury	ND	mg/L	0.00020	0.00013	1	06/10/24 17:00	06/11/24 09:45	7439-97-6	
2540C Total Dissolved Solids	Analytical Method: SM 2540C-2015								
	Pace Analytical Services - Peachtree Corners, GA								
Total Dissolved Solids	ND	mg/L	25.0	25.0	1		06/03/24 12:10		
2320B Alkalinity	Analytical Method: SM 2320B-2011								
	Pace Analytical Services - Asheville								
Alkalinity,Bicarbonate (CaCO3)	ND	mg/L	5.0	5.0	1		06/07/24 15:44		
Alkalinity,Carbonate (CaCO3)	ND	mg/L	5.0	5.0	1		06/07/24 15:44		
Alkalinity, Total as CaCO3	ND	mg/L	5.0	5.0	1		06/07/24 15:44		
4500S2D Sulfide Water	Analytical Method: SM 4500-S2D-2011								
	Pace Analytical Services - Asheville								
Sulfide	ND	mg/L	0.10	0.022	1		06/02/24 02:06	18496-25-8	
300.0 IC Anions 28 Days	Analytical Method: EPA 300.0 Rev 2.1 1993								
	Pace Analytical Services - Asheville								
Chloride	ND	mg/L	1.0	0.60	1		06/02/24 22:14	16887-00-6	

This report shall not be reproduced, except in full,
without the written consent of Pace Analytical Services, LLC.

Pace Analytical Services, LLC
9800 Kincey Ave. Suite 100
Huntersville, NC 28078
(704)875-9092

ANALYTICAL RESULTS

Project: Hammond AP-1
Pace Project No.: 92733822

Sample: HAM-AP1-FB-01 **Lab ID: 92733822007** Collected: 05/30/24 16:52 Received: 05/31/24 12:05 Matrix: Water

Parameters	Results	Units	Report Limit	MDL	DF	Prepared	Analyzed	CAS No.	Qual
300.0 IC Anions 28 Days	Analytical Method: EPA 300.0 Rev 2.1 1993 Pace Analytical Services - Asheville								
Fluoride	ND	mg/L	0.10	0.050	1		06/02/24 22:14	16984-48-8	M1
Sulfate	ND	mg/L	1.0	0.50	1		06/02/24 22:14	14808-79-8	

This report shall not be reproduced, except in full,
without the written consent of Pace Analytical Services, LLC.

Pace Analytical Services, LLC
9800 Kincey Ave. Suite 100
Huntersville, NC 28078
(704)875-9092

ANALYTICAL RESULTS

Project: Hammond AP-1
Pace Project No.: 92733822

Sample: HAM-AP1-FD-01 **Lab ID: 92733822008** Collected: 05/30/24 00:00 Received: 05/31/24 12:05 Matrix: Water

Parameters	Results	Units	Report Limit	MDL	DF	Prepared	Analyzed	CAS No.	Qual
6010D ATL ICP	Analytical Method: EPA 6010D Preparation Method: EPA 3010A								
	Pace Analytical Services - Peachtree Corners, GA								
Iron	**0.26**	mg/L	0.040	0.025	1	05/31/24 17:19	06/03/24 21:41	7439-89-6	
Manganese	**0.27**	mg/L	0.040	0.011	1	05/31/24 17:19	06/03/24 21:41	7439-96-5	
Calcium	**97.3**	mg/L	1.0	0.12	1	05/31/24 17:19	06/03/24 21:41	7440-70-2	
Magnesium	**20.9**	mg/L	0.050	0.012	1	05/31/24 17:19	06/03/24 21:41	7439-95-4	
Potassium	**6.4**	mg/L	0.50	0.15	1	05/31/24 17:19	06/04/24 14:10	7440-09-7	
Sodium	**12.0**	mg/L	1.0	0.58	1	05/31/24 17:19	06/04/24 14:10	7440-23-5	
6020 MET ICPMS	Analytical Method: EPA 6020B Preparation Method: EPA 3005A								
	Pace Analytical Services - Peachtree Corners, GA								
Antimony	ND	mg/L	0.0030	0.00054	1	05/31/24 16:57	06/04/24 17:24	7440-36-0	
Arsenic	**0.0025J**	mg/L	0.0050	0.00084	1	05/31/24 16:57	06/04/24 17:24	7440-38-2	
Barium	**0.062**	mg/L	0.0050	0.00047	1	05/31/24 16:57	06/04/24 17:24	7440-39-3	
Beryllium	ND	mg/L	0.00050	0.000094	1	05/31/24 16:57	06/04/24 17:24	7440-41-7	
Boron	**1.4**	mg/L	0.040	0.012	1	05/31/24 16:57	06/04/24 17:24	7440-42-8	
Cadmium	**0.00014J**	mg/L	0.00050	0.00010	1	05/31/24 16:57	06/04/24 17:24	7440-43-9	
Chromium	ND	mg/L	0.0050	0.0019	1	05/31/24 16:57	06/04/24 17:24	7440-47-3	
Cobalt	**0.0010J**	mg/L	0.0050	0.00032	1	05/31/24 16:57	06/04/24 17:24	7440-48-4	
Lead	ND	mg/L	0.0010	0.00016	1	05/31/24 16:57	06/04/24 17:24	7439-92-1	
Lithium	ND	mg/L	0.030	0.0016	1	05/31/24 16:57	06/04/24 17:24	7439-93-2	
Molybdenum	**0.24**	mg/L	0.010	0.00062	1	05/31/24 16:57	06/04/24 17:24	7439-98-7	
Selenium	**0.0012J**	mg/L	0.0050	0.00096	1	05/31/24 16:57	06/04/24 17:24	7782-49-2	
Thallium	ND	mg/L	0.0010	0.00038	1	05/31/24 16:57	06/04/24 17:24	7440-28-0	
7470 Mercury	Analytical Method: EPA 7470A Preparation Method: EPA 7470A								
	Pace Analytical Services - Peachtree Corners, GA								
Mercury	ND	mg/L	0.00020	0.00013	1	06/10/24 17:00	06/11/24 09:48	7439-97-6	
2540C Total Dissolved Solids	Analytical Method: SM 2540C-2015								
	Pace Analytical Services - Peachtree Corners, GA								
Total Dissolved Solids	**500**	mg/L	25.0	25.0	1		06/03/24 12:10		
2320B Alkalinity	Analytical Method: SM 2320B-2011								
	Pace Analytical Services - Asheville								
Alkalinity,Bicarbonate (CaCO3)	**140**	mg/L	5.0	5.0	1		06/07/24 15:48		
Alkalinity,Carbonate (CaCO3)	ND	mg/L	5.0	5.0	1		06/07/24 15:48		
Alkalinity, Total as CaCO3	**140**	mg/L	5.0	5.0	1		06/07/24 15:48		
4500S2D Sulfide Water	Analytical Method: SM 4500-S2D-2011								
	Pace Analytical Services - Asheville								
Sulfide	ND	mg/L	0.10	0.022	1		06/02/24 02:06	18496-25-8	
300.0 IC Anions 28 Days	Analytical Method: EPA 300.0 Rev 2.1 1993								
	Pace Analytical Services - Asheville								
Chloride	**51.3**	mg/L	1.0	0.60	1		06/03/24 01:06	16887-00-6	

This report shall not be reproduced, except in full,
without the written consent of Pace Analytical Services, LLC.

Pace Analytical Services, LLC
9800 Kincey Ave. Suite 100
Huntersville, NC 28078
(704)875-9092

ANALYTICAL RESULTS

Project: Hammond AP-1
Pace Project No.: 92733822

Sample: HAM-AP1-FD-01 **Lab ID: 92733822008** Collected: 05/30/24 00:00 Received: 05/31/24 12:05 Matrix: Water

Parameters	Results	Units	Report Limit	MDL	DF	Prepared	Analyzed	CAS No.	Qual
300.0 IC Anions 28 Days	Analytical Method: EPA 300.0 Rev 2.1 1993 Pace Analytical Services - Asheville								
Fluoride	**0.32**	mg/L	0.10	0.050	1		06/03/24 01:06	16984-48-8	
Sulfate	**129**	mg/L	3.0	1.5	3		06/03/24 03:29	14808-79-8	

This report shall not be reproduced, except in full,
without the written consent of Pace Analytical Services, LLC.

Pace Analytical Services, LLC
9800 Kincey Ave. Suite 100
Huntersville, NC 28078
(704)875-9092

QUALITY CONTROL DATA

Project: Hammond AP-1
Pace Project No.: 92733822

QC Batch: 858318
QC Batch Method: EPA 3010A
Analysis Method: EPA 6010D
Analysis Description: 6010D ATL
Laboratory: Pace Analytical Services - Peachtree Corners, GA
Associated Lab Samples: 92733822001, 92733822002, 92733822003, 92733822004, 92733822005, 92733822006, 92733822007, 92733822008

METHOD BLANK: 4427514 Matrix: Water
Associated Lab Samples: 92733822001, 92733822002, 92733822003, 92733822004, 92733822005, 92733822006, 92733822007, 92733822008

Parameter	Units	Blank Result	Reporting Limit	MDL	Analyzed	Qualifiers
Calcium	mg/L	ND	1.0	0.12	06/03/24 19:29	
Iron	mg/L	ND	0.040	0.025	06/03/24 19:29	
Magnesium	mg/L	ND	0.050	0.012	06/03/24 19:29	
Manganese	mg/L	ND	0.040	0.011	06/03/24 19:29	
Potassium	mg/L	ND	0.50	0.15	06/03/24 19:29	
Sodium	mg/L	ND	1.0	0.58	06/03/24 19:29	

LABORATORY CONTROL SAMPLE: 4427515

Parameter	Units	Spike Conc.	LCS Result	LCS % Rec	% Rec Limits	Qualifiers
Calcium	mg/L	1	1.0	102	80-120	
Iron	mg/L	1	1.0	103	80-120	
Magnesium	mg/L	1	1.0	104	80-120	
Manganese	mg/L	1	1.0	102	80-120	
Potassium	mg/L	1	1.0	102	80-120	
Sodium	mg/L	1	1.1	110	80-120	

MATRIX SPIKE & MATRIX SPIKE DUPLICATE: 4427516 4427517

Parameter	Units	92733547001 Result	MS Spike Conc.	MSD Spike Conc.	MS Result	MSD Result	MS % Rec	MSD % Rec	% Rec Limits	RPD	Max RPD	Qual
Calcium	mg/L	37.2	1	1	38.6	39.0	141	186	75-125	1	20	M1
Iron	mg/L	0.21	1	1	1.2	1.2	100	100	75-125	0	20	
Magnesium	mg/L	8.5	1	1	9.5	9.6	101	112	75-125	1	20	
Manganese	mg/L	ND	1	1	0.99	1.0	97	98	75-125	1	20	
Potassium	mg/L	2580 ug/L	1	1	3.4	3.5	85	88	75-125	1	20	
Sodium	mg/L	67.1	1	1	68.5	69.1	139	197	75-125	1	20	M1

Results presented on this page are in the units indicated by the "Units" column except where an alternate unit is presented to the right of the result.

This report shall not be reproduced, except in full,
without the written consent of Pace Analytical Services, LLC.

Pace Analytical Services, LLC
9800 Kincey Ave. Suite 100
Huntersville, NC 28078
(704)875-9092

QUALITY CONTROL DATA

Project: Hammond AP-1
Pace Project No.: 92733822

QC Batch: 858301
QC Batch Method: EPA 3005A
Analysis Method: EPA 6020B
Analysis Description: 6020 MET
Laboratory: Pace Analytical Services - Peachtree Corners, GA
Associated Lab Samples: 92733822001, 92733822002, 92733822003, 92733822004, 92733822005, 92733822006, 92733822007, 92733822008

METHOD BLANK: 4427464
Matrix: Water
Associated Lab Samples: 92733822001, 92733822002, 92733822003, 92733822004, 92733822005, 92733822006, 92733822007, 92733822008

Parameter	Units	Blank Result	Reporting Limit	MDL	Analyzed	Qualifiers
Antimony	mg/L	0.0010J	0.0030	0.00054	06/04/24 15:49	
Arsenic	mg/L	ND	0.0050	0.00084	06/04/24 15:49	
Barium	mg/L	ND	0.0050	0.00047	06/04/24 15:49	
Beryllium	mg/L	ND	0.00050	0.000094	06/04/24 15:49	
Boron	mg/L	ND	0.040	0.012	06/04/24 15:49	
Cadmium	mg/L	ND	0.00050	0.00010	06/04/24 15:49	
Chromium	mg/L	ND	0.0050	0.0019	06/04/24 15:49	
Cobalt	mg/L	ND	0.0050	0.00032	06/04/24 15:49	
Lead	mg/L	ND	0.0010	0.00016	06/04/24 15:49	
Lithium	mg/L	ND	0.030	0.0016	06/04/24 15:49	
Molybdenum	mg/L	ND	0.010	0.00062	06/04/24 15:49	
Selenium	mg/L	ND	0.0050	0.00096	06/04/24 15:49	
Thallium	mg/L	ND	0.0010	0.00038	06/04/24 15:49	

LABORATORY CONTROL SAMPLE: 4427465

Parameter	Units	Spike Conc.	LCS Result	LCS % Rec	% Rec Limits	Qualifiers
Antimony	mg/L	0.1	0.11	111	80-120	
Arsenic	mg/L	0.1	0.11	106	80-120	
Barium	mg/L	0.1	0.11	105	80-120	
Beryllium	mg/L	0.1	0.10	103	80-120	
Boron	mg/L	1	0.98	98	80-120	
Cadmium	mg/L	0.1	0.10	101	80-120	
Chromium	mg/L	0.1	0.096	96	80-120	
Cobalt	mg/L	0.1	0.096	96	80-120	
Lead	mg/L	0.1	0.10	102	80-120	
Lithium	mg/L	0.1	0.10	104	80-120	
Molybdenum	mg/L	0.1	0.10	104	80-120	
Selenium	mg/L	0.1	0.11	107	80-120	
Thallium	mg/L	0.1	0.10	100	80-120	

MATRIX SPIKE & MATRIX SPIKE DUPLICATE: 4427466 4427467

Parameter	Units	92732634001 Result	MS Spike Conc.	MSD Spike Conc.	MS Result	MSD Result	MS % Rec	MSD % Rec	% Rec Limits	RPD	Max RPD	Qual
Antimony	mg/L	ND	0.1	0.1	0.10	0.11	104	108	75-125	4	20	

Results presented on this page are in the units indicated by the "Units" column except where an alternate unit is presented to the right of the result.

REPORT OF LABORATORY ANALYSIS

This report shall not be reproduced, except in full,
without the written consent of Pace Analytical Services, LLC.

Pace Analytical Services, LLC
9800 Kincey Ave. Suite 100
Huntersville, NC 28078
(704)875-9092

QUALITY CONTROL DATA

Project: Hammond AP-1
Pace Project No.: 92733822

MATRIX SPIKE & MATRIX SPIKE DUPLICATE: 4427466 4427467

Parameter	Units	92732634001 Result	MS Spike Conc.	MSD Spike Conc.	MS Result	MSD Result	MS % Rec	MSD % Rec	% Rec Limits	RPD	Max RPD	Qual
Arsenic	mg/L	6.5 ug/L	0.1	0.1	0.12	0.13	118	120	75-125	1	20	
Barium	mg/L	73.4 ug/L	0.1	0.1	0.19	0.20	120	123	75-125	2	20	
Beryllium	mg/L	ND	0.1	0.1	0.080	0.081	80	81	75-125	1	20	
Boron	mg/L	16.1	1	1	17.8	17.4	179	137	75-125	2	20	M1
Cadmium	mg/L	0.16J ug/L	0.1	0.1	0.097	0.098	97	97	75-125	1	20	
Chromium	mg/L	ND	0.1	0.1	0.10	0.10	103	100	75-125	3	20	
Cobalt	mg/L	0.011	0.1	0.1	0.11	0.11	103	99	75-125	3	20	
Lead	mg/L	ND	0.1	0.1	0.080	0.083	80	83	75-125	4	20	
Lithium	mg/L	16.2J ug/L	0.1	0.1	0.10	0.11	88	89	75-125	1	20	
Molybdenum	mg/L	41.5 ug/L	0.1	0.1	0.15	0.15	104	109	75-125	4	20	
Selenium	mg/L	2.9J ug/L	0.1	0.1	0.12	0.12	115	120	75-125	5	20	
Thallium	mg/L	0.75J ug/L	0.1	0.1	0.086	0.090	85	89	75-125	5	20	

Results presented on this page are in the units indicated by the "Units" column except where an alternate unit is presented to the right of the result.

This report shall not be reproduced, except in full,
without the written consent of Pace Analytical Services, LLC.

Pace Analytical Services, LLC
9800 Kincey Ave. Suite 100
Huntersville, NC 28078
(704)875-9092

QUALITY CONTROL DATA

Project: Hammond AP-1
Pace Project No.: 92733822

QC Batch: 860215
QC Batch Method: EPA 7470A
Analysis Method: EPA 7470A
Analysis Description: 7470 Mercury
Laboratory: Pace Analytical Services - Peachtree Corners, GA
Associated Lab Samples: 92733822001, 92733822002, 92733822003, 92733822004, 92733822005, 92733822006, 92733822007, 92733822008

METHOD BLANK: 4436712
Matrix: Water
Associated Lab Samples: 92733822001, 92733822002, 92733822003, 92733822004, 92733822005, 92733822006, 92733822007, 92733822008

Parameter	Units	Blank Result	Reporting Limit	MDL	Analyzed	Qualifiers
Mercury	mg/L	ND	0.00020	0.00013	06/11/24 09:02	

LABORATORY CONTROL SAMPLE: 4436713

Parameter	Units	Spike Conc.	LCS Result	LCS % Rec	% Rec Limits	Qualifiers
Mercury	mg/L	0.0025	0.0026	106	80-120	

MATRIX SPIKE & MATRIX SPIKE DUPLICATE: 4436714 4436715

Parameter	Units	92733822001 Result	MS Spike Conc.	MSD Spike Conc.	MS Result	MSD Result	MS % Rec	MSD % Rec	% Rec Limits	RPD	Max RPD	Qual
Mercury	mg/L	ND	0.0025	0.0025	0.0027	0.0026	106	105	75-125	1	20	

Results presented on this page are in the units indicated by the "Units" column except where an alternate unit is presented to the right of the result.

This report shall not be reproduced, except in full,
without the written consent of Pace Analytical Services, LLC.

Pace Analytical Services, LLC
9800 Kincey Ave. Suite 100
Huntersville, NC 28078
(704)875-9092

QUALITY CONTROL DATA

Project: Hammond AP-1
Pace Project No.: 92733822

QC Batch: 858596
QC Batch Method: SM 2540C-2015
Analysis Method: SM 2540C-2015
Analysis Description: 2540C Total Dissolved Solids
Laboratory: Pace Analytical Services - Peachtree Corners, GA
Associated Lab Samples: 92733822001, 92733822002, 92733822003, 92733822004, 92733822005, 92733822006, 92733822007, 92733822008

METHOD BLANK: 4428622
Matrix: Water
Associated Lab Samples: 92733822001, 92733822002, 92733822003, 92733822004, 92733822005, 92733822006, 92733822007, 92733822008

Parameter	Units	Blank Result	Reporting Limit	MDL	Analyzed	Qualifiers
Total Dissolved Solids	mg/L	ND	25.0	25.0	06/03/24 12:07	

LABORATORY CONTROL SAMPLE: 4428623

Parameter	Units	Spike Conc.	LCS Result	LCS % Rec	% Rec Limits	Qualifiers
Total Dissolved Solids	mg/L	400	394	98	80-120	

SAMPLE DUPLICATE: 4428624

Parameter	Units	92733822001 Result	Dup Result	RPD	Max RPD	Qualifiers
Total Dissolved Solids	mg/L	610	630	3	10	

Results presented on this page are in the units indicated by the "Units" column except where an alternate unit is presented to the right of the result.

This report shall not be reproduced, except in full,
without the written consent of Pace Analytical Services, LLC.

Pace Analytical Services, LLC
9800 Kincey Ave. Suite 100
Huntersville, NC 28078
(704)875-9092

QUALITY CONTROL DATA

Project: Hammond AP-1
Pace Project No.: 92733822

QC Batch: 859203
QC Batch Method: SM 2320B-2011
Analysis Method: SM 2320B-2011
Analysis Description: 2320B Alkalinity
Laboratory: Pace Analytical Services - Asheville
Associated Lab Samples: 92733822001, 92733822004

METHOD BLANK: 4431658 Matrix: Water
Associated Lab Samples: 92733822001, 92733822004

Parameter	Units	Blank Result	Reporting Limit	MDL	Analyzed	Qualifiers
Alkalinity, Total as CaCO3	mg/L	ND	5.0	5.0	06/05/24 14:59	
Alkalinity,Bicarbonate (CaCO3)	mg/L	ND	5.0	5.0	06/05/24 14:59	
Alkalinity,Carbonate (CaCO3)	mg/L	ND	5.0	5.0	06/05/24 14:59	

LABORATORY CONTROL SAMPLE: 4431659

Parameter	Units	Spike Conc.	LCS Result	LCS % Rec	% Rec Limits	Qualifiers
Alkalinity, Total as CaCO3	mg/L	50	50.6	101	80-120	

LABORATORY CONTROL SAMPLE: 4431660

Parameter	Units	Spike Conc.	LCS Result	LCS % Rec	% Rec Limits	Qualifiers
Alkalinity, Total as CaCO3	mg/L	50	52.5	105	80-120	

MATRIX SPIKE & MATRIX SPIKE DUPLICATE: 4431661 4431662

Parameter	Units	92733822001 Result	MS Spike Conc.	MSD Spike Conc.	MS Result	MSD Result	MS % Rec	MSD % Rec	% Rec Limits	RPD	Max RPD	Qual
Alkalinity, Total as CaCO3	mg/L	176	50	50	221	222	90	90	80-120	0	25	

MATRIX SPIKE & MATRIX SPIKE DUPLICATE: 4431663 4431664

Parameter	Units	92733822004 Result	MS Spike Conc.	MSD Spike Conc.	MS Result	MSD Result	MS % Rec	MSD % Rec	% Rec Limits	RPD	Max RPD	Qual
Alkalinity, Total as CaCO3	mg/L	143	50	50	190	190	94	93	80-120	0	25	

Results presented on this page are in the units indicated by the "Units" column except where an alternate unit is presented to the right of the result.

This report shall not be reproduced, except in full,
without the written consent of Pace Analytical Services, LLC.

Pace Analytical Services, LLC
9800 Kincey Ave. Suite 100
Huntersville, NC 28078
(704)875-9092

QUALITY CONTROL DATA

Project: Hammond AP-1
Pace Project No.: 92733822

QC Batch: 859504
QC Batch Method: SM 2320B-2011
Analysis Method: SM 2320B-2011
Analysis Description: 2320B Alkalinity
Laboratory: Pace Analytical Services - Asheville
Associated Lab Samples: 92733822002, 92733822003, 92733822005, 92733822006, 92733822007, 92733822008

METHOD BLANK: 4433372 Matrix: Water
Associated Lab Samples: 92733822002, 92733822003, 92733822005, 92733822006, 92733822007, 92733822008

Parameter	Units	Blank Result	Reporting Limit	MDL	Analyzed	Qualifiers
Alkalinity, Total as CaCO3	mg/L	ND	5.0	5.0	06/07/24 13:37	
Alkalinity,Bicarbonate (CaCO3)	mg/L	ND	5.0	5.0	06/07/24 13:37	
Alkalinity,Carbonate (CaCO3)	mg/L	ND	5.0	5.0	06/07/24 13:37	

LABORATORY CONTROL SAMPLE: 4433373

Parameter	Units	Spike Conc.	LCS Result	LCS % Rec	% Rec Limits	Qualifiers
Alkalinity, Total as CaCO3	mg/L	50	49.9	100	80-120	

LABORATORY CONTROL SAMPLE: 4433374

Parameter	Units	Spike Conc.	LCS Result	LCS % Rec	% Rec Limits	Qualifiers
Alkalinity, Total as CaCO3	mg/L	50	49.7	99	80-120	

MATRIX SPIKE & MATRIX SPIKE DUPLICATE: 4433375 4433376

Parameter	Units	92733822005 Result	MS Spike Conc.	MSD Spike Conc.	MS Result	MSD Result	MS % Rec	MSD % Rec	% Rec Limits	RPD	Max RPD	Qual
Alkalinity, Total as CaCO3	mg/L	136	50	50	184	183	97	96	80-120	0	25	

MATRIX SPIKE & MATRIX SPIKE DUPLICATE: 4433377 4433378

Parameter	Units	92734198001 Result	MS Spike Conc.	MSD Spike Conc.	MS Result	MSD Result	MS % Rec	MSD % Rec	% Rec Limits	RPD	Max RPD	Qual
Alkalinity, Total as CaCO3	mg/L	67.0	50	50	114	115	95	96	80-120	0	25	

Results presented on this page are in the units indicated by the "Units" column except where an alternate unit is presented to the right of the result.

This report shall not be reproduced, except in full,
without the written consent of Pace Analytical Services, LLC.

Pace Analytical Services, LLC
9800 Kincey Ave. Suite 100
Huntersville, NC 28078
(704)875-9092

QUALITY CONTROL DATA

Project: Hammond AP-1
Pace Project No.: 92733822

QC Batch: 858390
QC Batch Method: SM 4500-S2D-2011
Analysis Method: SM 4500-S2D-2011
Analysis Description: 4500S2D Sulfide Water
Laboratory: Pace Analytical Services - Asheville
Associated Lab Samples: 92733822001, 92733822002, 92733822003, 92733822004, 92733822005, 92733822006, 92733822007, 92733822008

METHOD BLANK: 4428023 Matrix: Water
Associated Lab Samples: 92733822001, 92733822002, 92733822003, 92733822004, 92733822005, 92733822006, 92733822007, 92733822008

Parameter	Units	Blank Result	Reporting Limit	MDL	Analyzed	Qualifiers
Sulfide	mg/L	ND	0.10	0.022	06/02/24 01:56	

LABORATORY CONTROL SAMPLE: 4428024

Parameter	Units	Spike Conc.	LCS Result	LCS % Rec	% Rec Limits	Qualifiers
Sulfide	mg/L	0.5	0.52	105	80-120	

MATRIX SPIKE & MATRIX SPIKE DUPLICATE: 4428025 4428026

Parameter	Units	92733542001 Result	MS Spike Conc.	MSD Spike Conc.	MS Result	MSD Result	MS % Rec	MSD % Rec	% Rec Limits	RPD	Max RPD	Qual
Sulfide	mg/L	ND	0.5	0.5	0.53	0.54	104	107	80-120	3	10	

MATRIX SPIKE & MATRIX SPIKE DUPLICATE: 4428027 4428028

Parameter	Units	92733542003 Result	MS Spike Conc.	MSD Spike Conc.	MS Result	MSD Result	MS % Rec	MSD % Rec	% Rec Limits	RPD	Max RPD	Qual
Sulfide	mg/L	ND	0.5	0.5	0.52	0.56	102	110	80-120	8	10	

Results presented on this page are in the units indicated by the "Units" column except where an alternate unit is presented to the right of the result.

This report shall not be reproduced, except in full,
without the written consent of Pace Analytical Services, LLC.

Pace Analytical Services, LLC
9800 Kincey Ave. Suite 100
Huntersville, NC 28078
(704)875-9092

QUALITY CONTROL DATA

Project: Hammond AP-1
Pace Project No.: 92733822

QC Batch: 858418
QC Batch Method: EPA 300.0 Rev 2.1 1993
Analysis Method: EPA 300.0 Rev 2.1 1993
Analysis Description: 300.0 IC Anions
Laboratory: Pace Analytical Services - Asheville
Associated Lab Samples: 92733822001, 92733822002, 92733822003, 92733822004

METHOD BLANK: 4428096 Matrix: Water
Associated Lab Samples: 92733822001, 92733822002, 92733822003, 92733822004

Parameter	Units	Blank Result	Reporting Limit	MDL	Analyzed	Qualifiers
Chloride	mg/L	ND	1.0	0.60	06/01/24 16:46	
Fluoride	mg/L	ND	0.10	0.050	06/01/24 16:46	
Sulfate	mg/L	ND	1.0	0.50	06/01/24 16:46	

LABORATORY CONTROL SAMPLE: 4428097

Parameter	Units	Spike Conc.	LCS Result	LCS % Rec	% Rec Limits	Qualifiers
Chloride	mg/L	50	51.1	102	90-110	
Fluoride	mg/L	2.5	2.6	104	90-110	
Sulfate	mg/L	50	51.1	102	90-110	

MATRIX SPIKE & MATRIX SPIKE DUPLICATE: 4428098 4428099

Parameter	Units	92733871001 Result	MS Spike Conc.	MSD Spike Conc.	MS Result	MSD Result	MS % Rec	MSD % Rec	% Rec Limits	RPD	Max RPD	Qual
Chloride	mg/L	11.7	50	50	66.7	63.3	110	103	90-110	5	10	
Fluoride	mg/L	0.33	2.5	2.5	3.2	2.9	113	104	90-110	7	10	M1
Sulfate	mg/L	3.5	50	50	58.5	55.1	110	103	90-110	6	10	

MATRIX SPIKE & MATRIX SPIKE DUPLICATE: 4428102 4428103

Parameter	Units	92733765025 Result	MS Spike Conc.	MSD Spike Conc.	MS Result	MSD Result	MS % Rec	MSD % Rec	% Rec Limits	RPD	Max RPD	Qual
Chloride	mg/L	3.2	50	50	56.9	57.5	107	109	90-110	1	10	
Fluoride	mg/L	0.30	2.5	2.5	3.1	3.1	110	111	90-110	1	10	M1
Sulfate	mg/L	43.6	50	50	96.9	97.5	107	108	90-110	1	10	

Results presented on this page are in the units indicated by the "Units" column except where an alternate unit is presented to the right of the result.

This report shall not be reproduced, except in full,
without the written consent of Pace Analytical Services, LLC.

Pace Analytical Services, LLC
9800 Kincey Ave. Suite 100
Huntersville, NC 28078
(704)875-9092

QUALITY CONTROL DATA

Project: Hammond AP-1
Pace Project No.: 92733822

QC Batch: 858511
QC Batch Method: EPA 300.0 Rev 2.1 1993
Analysis Method: EPA 300.0 Rev 2.1 1993
Analysis Description: 300.0 IC Anions
Laboratory: Pace Analytical Services - Asheville
Associated Lab Samples: 92733822005, 92733822006, 92733822007, 92733822008

METHOD BLANK: 4428289 Matrix: Water
Associated Lab Samples: 92733822005, 92733822006, 92733822007, 92733822008

Parameter	Units	Blank Result	Reporting Limit	MDL	Analyzed	Qualifiers
Chloride	mg/L	ND	1.0	0.60	06/02/24 21:31	
Fluoride	mg/L	ND	0.10	0.050	06/02/24 21:31	
Sulfate	mg/L	ND	1.0	0.50	06/02/24 21:31	

LABORATORY CONTROL SAMPLE: 4428290

Parameter	Units	Spike Conc.	LCS Result	LCS % Rec	% Rec Limits	Qualifiers
Chloride	mg/L	50	51.0	102	90-110	
Fluoride	mg/L	2.5	2.7	107	90-110	
Sulfate	mg/L	50	51.1	102	90-110	

MATRIX SPIKE & MATRIX SPIKE DUPLICATE: 4428291 4428292

Parameter	Units	92733788001 Result	MS Spike Conc.	MSD Spike Conc.	MS Result	MSD Result	MS % Rec	MSD % Rec	% Rec Limits	RPD	Max RPD	Qual
Chloride	mg/L	70.2	50	50	108	109	75	78	90-110	1	10	M1
Fluoride	mg/L	ND	2.5	2.5	2.6	2.8	105	110	90-110	5	10	
Sulfate	mg/L	22.8	50	50	73.4	75.8	101	106	90-110	3	10	

MATRIX SPIKE & MATRIX SPIKE DUPLICATE: 4428293 4428294

Parameter	Units	92733822007 Result	MS Spike Conc.	MSD Spike Conc.	MS Result	MSD Result	MS % Rec	MSD % Rec	% Rec Limits	RPD	Max RPD	Qual
Chloride	mg/L	ND	50	50	49.3	53.2	99	106	90-110	7	10	
Fluoride	mg/L	ND	2.5	2.5	2.6	2.8	105	112	90-110	6	10	M1
Sulfate	mg/L	ND	50	50	49.3	53.1	99	106	90-110	7	10	

Results presented on this page are in the units indicated by the "Units" column except where an alternate unit is presented to the right of the result.

REPORT OF LABORATORY ANALYSIS

This report shall not be reproduced, except in full,
without the written consent of Pace Analytical Services, LLC.

Pace Analytical Services, LLC
9800 Kincey Ave. Suite 100
Huntersville, NC 28078
(704)875-9092

QUALIFIERS

Project: Hammond AP-1
Pace Project No.: 92733822

DEFINITIONS

DF - Dilution Factor, if reported, represents the factor applied to the reported data due to dilution of the sample aliquot.

ND - Not Detected at or above adjusted reporting limit.

TNTC - Too Numerous To Count

J - Estimated concentration above the adjusted method detection limit and below the adjusted reporting limit.

MDL - Adjusted Method Detection Limit.

PQL - Practical Quantitation Limit.

RL - Reporting Limit - The lowest concentration value that meets project requirements for quantitative data with known precision and bias for a specific analyte in a specific matrix.

S - Surrogate

1,2-Diphenylhydrazine decomposes to and cannot be separated from Azobenzene using Method 8270. The result for each analyte is a combined concentration.

Consistent with EPA guidelines, unrounded data are displayed and have been used to calculate % recovery and RPD values.

LCS(D) - Laboratory Control Sample (Duplicate)

MS(D) - Matrix Spike (Duplicate)

DUP - Sample Duplicate

RPD - Relative Percent Difference

NC - Not Calculable.

SG - Silica Gel - Clean-Up

U - Indicates the compound was analyzed for, but not detected.

Acid preservation may not be appropriate for 2 Chloroethylvinyl ether.

A separate vial preserved to a pH of 4-5 is recommended in SW846 Chapter 4 for the analysis of Acrolein and Acrylonitrile by EPA Method 8260.

N-Nitrosodiphenylamine decomposes and cannot be separated from Diphenylamine using Method 8270. The result reported for each analyte is a combined concentration.

Reported results are not rounded until the final step prior to reporting. Therefore, calculated parameters that are typically reported as "Total" may vary slightly from the sum of the reported component parameters.

Pace Analytical is TNI accredited. Contact your Pace PM for the current list of accredited analytes.

TNI - The NELAC Institute.

ANALYTE QUALIFIERS

M1 Matrix spike recovery exceeded QC limits. Batch accepted based on laboratory control sample (LCS) recovery.

This report shall not be reproduced, except in full,
without the written consent of Pace Analytical Services, LLC.

Pace Analytical Services, LLC
9800 Kincey Ave. Suite 100
Huntersville, NC 28078
(704)875-9092

QUALITY CONTROL DATA CROSS REFERENCE TABLE

Project: Hammond AP-1
Pace Project No.: 92733822

Lab ID	Sample ID	QC Batch Method	QC Batch	Analytical Method	Analytical Batch
92733822001	**HAM-AS-01**	EPA 3010A	858318	EPA 6010D	858334
92733822002	**HAM-PT-09**	EPA 3010A	858318	EPA 6010D	858334
92733822003	**HAM-PT-10**	EPA 3010A	858318	EPA 6010D	858334
92733822004	**HAM-PT-11**	EPA 3010A	858318	EPA 6010D	858334
92733822005	**HAM-PT-12**	EPA 3010A	858318	EPA 6010D	858334
92733822006	**HAM-AP1-EB-01**	EPA 3010A	858318	EPA 6010D	858334
92733822007	**HAM-AP1-FB-01**	EPA 3010A	858318	EPA 6010D	858334
92733822008	**HAM-AP1-FD-01**	EPA 3010A	858318	EPA 6010D	858334
92733822001	**HAM-AS-01**	EPA 3005A	858301	EPA 6020B	858345
92733822002	**HAM-PT-09**	EPA 3005A	858301	EPA 6020B	858345
92733822003	**HAM-PT-10**	EPA 3005A	858301	EPA 6020B	858345
92733822004	**HAM-PT-11**	EPA 3005A	858301	EPA 6020B	858345
92733822005	**HAM-PT-12**	EPA 3005A	858301	EPA 6020B	858345
92733822006	**HAM-AP1-EB-01**	EPA 3005A	858301	EPA 6020B	858345
92733822007	**HAM-AP1-FB-01**	EPA 3005A	858301	EPA 6020B	858345
92733822008	**HAM-AP1-FD-01**	EPA 3005A	858301	EPA 6020B	858345
92733822001	**HAM-AS-01**	EPA 7470A	860215	EPA 7470A	860356
92733822002	**HAM-PT-09**	EPA 7470A	860215	EPA 7470A	860356
92733822003	**HAM-PT-10**	EPA 7470A	860215	EPA 7470A	860356
92733822004	**HAM-PT-11**	EPA 7470A	860215	EPA 7470A	860356
92733822005	**HAM-PT-12**	EPA 7470A	860215	EPA 7470A	860356
92733822006	**HAM-AP1-EB-01**	EPA 7470A	860215	EPA 7470A	860356
92733822007	**HAM-AP1-FB-01**	EPA 7470A	860215	EPA 7470A	860356
92733822008	**HAM-AP1-FD-01**	EPA 7470A	860215	EPA 7470A	860356
92733822001	**HAM-AS-01**	SM 2540C-2015	858596		
92733822002	**HAM-PT-09**	SM 2540C-2015	858596		
92733822003	**HAM-PT-10**	SM 2540C-2015	858596		
92733822004	**HAM-PT-11**	SM 2540C-2015	858596		
92733822005	**HAM-PT-12**	SM 2540C-2015	858596		
92733822006	**HAM-AP1-EB-01**	SM 2540C-2015	858596		
92733822007	**HAM-AP1-FB-01**	SM 2540C-2015	858596		
92733822008	**HAM-AP1-FD-01**	SM 2540C-2015	858596		
92733822001	**HAM-AS-01**	SM 2320B-2011	859203		
92733822002	**HAM-PT-09**	SM 2320B-2011	859504		
92733822003	**HAM-PT-10**	SM 2320B-2011	859504		
92733822004	**HAM-PT-11**	SM 2320B-2011	859203		
92733822005	**HAM-PT-12**	SM 2320B-2011	859504		
92733822006	**HAM-AP1-EB-01**	SM 2320B-2011	859504		
92733822007	**HAM-AP1-FB-01**	SM 2320B-2011	859504		
92733822008	**HAM-AP1-FD-01**	SM 2320B-2011	859504		
92733822001	**HAM-AS-01**	SM 4500-S2D-2011	858390		
92733822002	**HAM-PT-09**	SM 4500-S2D-2011	858390		
92733822003	**HAM-PT-10**	SM 4500-S2D-2011	858390		
92733822004	**HAM-PT-11**	SM 4500-S2D-2011	858390		
92733822005	**HAM-PT-12**	SM 4500-S2D-2011	858390		

This report shall not be reproduced, except in full,
without the written consent of Pace Analytical Services, LLC.

Pace Analytical Services, LLC
9800 Kincey Ave. Suite 100
Huntersville, NC 28078
(704)875-9092

QUALITY CONTROL DATA CROSS REFERENCE TABLE

Project: Hammond AP-1
Pace Project No.: 92733822

Lab ID	Sample ID	QC Batch Method	QC Batch	Analytical Method	Analytical Batch
92733822006	**HAM-AP1-EB-01**	SM 4500-S2D-2011	858390		
92733822007	**HAM-AP1-FB-01**	SM 4500-S2D-2011	858390		
92733822008	**HAM-AP1-FD-01**	SM 4500-S2D-2011	858390		
92733822001	**HAM-AS-01**	EPA 300.0 Rev 2.1 1993	858418		
92733822002	**HAM-PT-09**	EPA 300.0 Rev 2.1 1993	858418		
92733822003	**HAM-PT-10**	EPA 300.0 Rev 2.1 1993	858418		
92733822004	**HAM-PT-11**	EPA 300.0 Rev 2.1 1993	858418		
92733822005	**HAM-PT-12**	EPA 300.0 Rev 2.1 1993	858511		
92733822006	**HAM-AP1-EB-01**	EPA 300.0 Rev 2.1 1993	858511		
92733822007	**HAM-AP1-FB-01**	EPA 300.0 Rev 2.1 1993	858511		
92733822008	**HAM-AP1-FD-01**	EPA 300.0 Rev 2.1 1993	858511		

This report shall not be reproduced, except in full,
without the written consent of Pace Analytical Services, LLC.

Pace ANALYTICAL SERVICES	DC#_Title: ENV-FRM-HUN1-0083 v03_Sample Condition Upon Receipt
	Effective Date: 12/01/2023

Laboratory receiving samples:
Asheville ☐ Eden ☐ Greenwood ☐ Huntersville ☐ Raleigh ☐ Mechanicsville ☐ Atlanta ☑ Kernersville ☐

Sample Condition Upon Receipt

Client Name: Georgia Power

Project #: WO#: 92733822

92733822

Courier: ☐ Commercial ☐ Fed Ex ☑ Pace ☐ UPS ☐ USPS ☐ Other:____ ☐ Client

Custody Seal Present? ☑ Yes ☐ No Seals Intact? ☑ Yes ☐ No ☐ N/A

Date/Initials Person Examining Contents: 5/31/24 DW

Packing Material: ☑ Bubble Wrap ☐ Bubble Bags ☐ None ☐ Other

Biological Tissue Frozen? ☐ Yes ☐ No ☑ N/A

Thermometer:
☐ IR Gun ID: 230

Type of Ice: ☑ Wet ☐ Blue ☐ None

Cooler Temp: 2.6

Correction Factor: Add/Subtract (°C) 0

Temp should be above freezing to 6°C
☐ Samples out of temp criteria. Samples on ice, cooling process has begun

Cooler Temp Corrected (°C): 2.6

USDA Regulated Soil (☐ N/A, water sample)
Did samples originate in a quarantine zone within the United States: CA, NY, or SC (check maps)? ☐ Yes ☐ No

Did samples originate from a foreign source (internationally, including Hawaii and Puerto Rico)? ☐ Yes ☐ No

				Comments/Discrepancy:
Chain of Custody Present?	☑ Yes	☐ No	☐ N/A	1.
Samples Arrived within Hold Time?	☑ Yes	☐ No	☐ N/A	2.
Short Hold Time Analysis (<72 hr.)?	☐ Yes	☑ No	☐ N/A	3.
Rush Turn Around Time Requested?	☑ Yes	☐ No	☐ N/A	4. 5 DAY TAT
Sufficient Volume?	☑ Yes	☐ No	☐ N/A	5.
Correct Containers Used?	☑ Yes	☐ No	☐ N/A	6.
-Pace Containers Used?	☑ Yes	☐ No	☐ N/A	
Containers Intact?	☑ Yes	☐ No	☐ N/A	7.
Dissolved analysis: Samples Field Filtered?	☐ Yes	☑ No	☐ N/A	8.
Sample Labels Match COC?	☑ Yes	☐ No	☐ N/A	9.
-Includes Date/Time/ID/Analysis Matrix: WL, WQ				
Headspace in VOA Vials (>5-6mm)?	☐ Yes	☐ No	☑ N/A	10.
Trip Blank Present?	☐ Yes	☐ No	☑ N/A	11.
Trip Blank Custody Seals Present?	☐ Yes	☐ No	☑ N/A	

Field Data Required? ☐ Yes ☐ No

COMMENTS/SAMPLE DISCREPANCY

Lot ID of split containers:

CLIENT NOTIFICATION/RESOLUTION

Person contacted: _____ Date/Time: _____

Project Manager SCURF Review: _____ Date: _____

Project Manager SRF Review: _____ Date: _____

WO#: 92733822

PM: BV Due Date: 06/14/24

CLIENT: 92- GP-HAM

Project #

*Check mark top half of box if pH and/or dechlorination is verified and within the acceptance range for preservation samples.

Exceptions: VOA, Coliform, TOC, Oil and Grease, DRO/8015 (water) DOC, LLHg

**Bottom half of box is to list number of bottles

***Check all unpreserved Nitrates for chlorine

Item#	BP4U-125 mL Plastic Unpreserved (N/A) (Cl-)	BP3U-250 mL Plastic Unpreserved (N/A)	BP2U-500 mL Plastic Unpreserved (N/A)	BP1U-1 liter Plastic Unpreserved (N/A)	BP4S-125 mL Plastic H2SO4 (pH < 2) (Cl-)	BP3N-250 mL plastic HNO3 (pH < 2)	BP4Z-125 mL Plastic ZN Acetate & NaOH (>9)	BP4B-125 mL Plastic NaOH (pH > 12) (Cl-)	WGFU-Wide-mouthed Glass Jar Unpreserved	AG1U-1 liter Amber Unpreserved (N/A) (Cl-)	AG1H-1 liter Amber HCl (pH < 2)	AG3U-250 mL Amber Unpreserved (N/A) (Cl-)	AG1S-1 liter Amber H2SO4 (pH < 2)	AG3S-250 mL Amber H2SO4 (pH < 2)	DG94-40 mL Amber NH4Cl (N/A)(Cl-)	DG9H-40 mL VOA HCl (N/A)	VG9T-40 mL VOA Na2S2O3 (N/A)	VG9U-40 mL VOA Unpreserved (N/A)	DG9V-40 mL VOA H3PO4 (N/A)	KP7U-50 mL Plastic Unpreserved (N/A)	V/GK (3 vials per kit)-VPH/Gas kit (N/A)	SP5T-125 mL Sterile Plastic (N/A – lab)	SP2T-250 mL Sterile Plastic (N/A – lab)		BP3R-250 mL Plastic (NH2)2SO4 (9.3-9.7)	AG0U-100 mL Amber Unpreserved (N/A) (Cl-)	VSGU-20 mL Scintillation vials (N/A)	DG9U-40 mL Amber Unpreserved vials (N/A)
1		2	1			1 ✓	1 ✓																					
2		2	1			1 ✓	1 ✓																					
3		2	1			1 ✓	1 ✓																					
4		2	1			1 ✓	1 ✓																					
5		2	1			1 ✓	1 ✓																					
6		2	1			1 ✓	1 ✓																					
7		2	1			1 ✓	1 ✓																					
8		2	1			1 ✓	1 ✓																					
9																												
10																												
11																												
12																												

pH Adjustment Log for Preserved Samples

Sample ID	Type of Preservative	pH upon receipt	Date preservation adjusted	Time preservation adjusted	Amount of Preservative added	Lot #

Note: Whenever there is a discrepancy affecting North Carolina compliance samples, a copy of this form will be sent to the North Carolina DENR Certification Office (i.e. Out of hold, incorrect preservative, out of temp, incorrect containers.

Pace Analytical
www.pacelabs.com

CHAIN-OF-CUSTODY / Analytical Request Document

The Chain-of-Custody is a LEGAL DOCUMENT. All relevant fields must be completed accurately.

Page: 1 of 1

Section A Required Client Information

Company	GA Power
Address	Atlanta, GA
Email To	SCS Contacts
Phone	Fax
Requested Due Date/TAT:	5 day

Section B Required Project Information

Report To	SCS Contacts
Copy To	Geosyntec Contacts
Purchase Order No.	GPC82474-0001
Project Name	Hammond AP-1
Project Number	

Section C Invoice Information

Attention	Southern Co.
Company Name	
Address	
Pace Quote Reference	
Pace Project Manager	Bonnie Vang
Pace Profile #	10839

REGULATORY AGENCY

☐ NPDES ☐ GROUND WATER ☐ DRINKING WATER
☐ UST ☐ RCRA ☑ OTHER CCR

Site Location STATE: GA

Section D Required Client Information

Valid Matrix Codes

MATRIX	CODE
DRINKING WATER	DW WT
WATER	WW
WASTE WATER	P
PRODUCT	SL
SOIL/SOLID	OL
OIL	WP
WIPE	AR
AIR	OT
OTHER	TS
TISSUE	

SAMPLE ID (A-Z, 0-9 / ,-) Sample IDs MUST BE UNIQUE

Requested Analysis Filtered (Y/N)

ITEM #	SAMPLE ID	MATRIX CODE (see valid codes to left)	SAMPLE TYPE (G=GRAB C=COMP)	COLLECTED COMPOSITE DATE	COLLECTED COMPOSITE TIME	COLLECTED COMPOSITE DATE	COLLECTED COMPOSITE TIME	SAMPLE TEMP AT COLLECTION	# OF CONTAINERS	Unpreserved	H_2SO_4	HNO_3	HCl	NaOH	$Na_2S_2O_3$	Methanol	Other	Analysis Test (Y/N)	Chloride, Fluoride, Sulfate	Full App. III and IV metals	Major Ions (Profile 10839-2)	TDS	Residual Chlorine (Y/N)	Pace Project No./ Lab I.D.
1	HAM-INW-03	WG	G	5/29/2024	1414			20	5	3		1					1		X	X	X	X	N	9273382 001
2	HAM-PT-09	WG	G	5/30/2024	1152			20	5	3		1					1		X	X	X	X	N	002
3	HAM-PT-10	WG	G	5/30/2024	1440			20	5	3		1					1		X	X	X	X	N	003
4	HAM-PT-11	WG	G	5/29/2024	1643			19	5	3		1					1		X	X	X	X	N	004
5	HAM-PT-12	WG	G	5/29/2024	1208			19	5	3		1					1		X	X	X	X	N	005
6	HAM-AP1-EB-01	WQ	G	5/30/2024	1659			20	5	3		1					1		X	X	X	X	N	006
7	HAM-AP1-FB-01	WQ	G	5/30/2024	1652			20	5	3		1					1		X	X	X	X	N	007
8	HAM-AP1-FD-01	WG	G	5/30/2024	0000			20	5	3		1					1		X	X	X	X	N	
9																								
10																								
11																								
12																								

ADDITIONAL COMMENTS	RELINQUISHED BY / AFFILIATION	DATE	TIME	ACCEPTED BY / AFFILIATION	DATE	TIME
Task Code: HAM-CCR-CA-20240529	Zain Webb / Geosyntec	5-30-2024	1900	Anthony Grant / Geosyntec	5-30-2024	1900
	Anthony Grant / Geosyntec	5-31-2024	1205	Ryan Williams / Pace	5/31/2024	1205
	Ryan Williams / Pace	5/31/2024	1252		5/31/24	1252

SAMPLE CONDITIONS: Temp in °C | Received on Ice (Y/N) | Custody Sealed Cooler (Y/N) | Samples Intact (Y/N)

SAMPLER NAME AND SIGNATURE

PRINT Name of SAMPLER: Zain Webb / Geosyntec Consultants, Inc.

SIGNATURE of SAMPLER: Zain Webb DATE Signed (MM/DD/YY): 5/30/2024

*Important Note: By signing this form you are accepting Pace's NET 30 day payment terms and agreeing to late charges of 1.5% per month for any invoices not paid within 30 days.

F-ALL-Q-020rev.07, 15-Feb-2007

FIELD SAMPLING REPORTS

Low-Flow Test Report:

Test Date / Time: 5/2/2024 1:35:02 PM
Project: Plant Hammond
Operator Name: Zain Webb

Location Name: INW-04 **Well Diameter: 2 in** **Casing Type: PVC** **Screen Length: 10 ft** **Top of Screen: 34.95 ft** **Total Depth: 44.95 ft** **Initial Depth to Water: 24.73 ft**	**Pump Type: Bladder** **Tubing Type: Poly** **Pump Intake From TOC: 39.95 ft** **Estimated Total Volume Pumped: 9 liter** **Flow Cell Volume: 90 ml** **Final Flow Rate: 200 ml/min** **Final Draw Down: 0.67 ft**	**Instrument Used: Aqua TROLL 400** **Serial Number: 966105**

Test Notes:
Full App. III and IV and Major Ions (no RADs).
Fe2+ = 6 mg/L.

Weather Conditions:
Clear, 70 degrees F.

Low-Flow Readings:

Date Time	Elapsed Time	pH	Temperature	Specific Conductivity	RDO Concentration	Turbidity	ORP	Depth to Water	Flow
		+/- 0.1	+/- 0.5	+/- 5 %	+/- 0.2	+/- 5	+/- 10	+/- 0.3	
5/2/2024 1:35 PM	00:00	6.74 pH	20.32 °C	671.78 µS/cm	0.54 mg/L	23.40 NTU	-103.0 mV	25.40 ft	200.00 ml/min
5/2/2024 1:40 PM	05:00	6.75 pH	20.43 °C	671.91 µS/cm	0.62 mg/L	11.80 NTU	-101.3 mV	25.40 ft	200.00 ml/min
5/2/2024 1:45 PM	10:00	6.76 pH	20.48 °C	673.75 µS/cm	0.65 mg/L	9.63 NTU	-101.9 mV	25.40 ft	200.00 ml/min
5/2/2024 1:50 PM	15:00	6.76 pH	20.45 °C	673.00 µS/cm	0.69 mg/L	8.21 NTU	-99.9 mV	25.40 ft	200.00 ml/min
5/2/2024 1:55 PM	20:00	6.77 pH	20.61 °C	672.37 µS/cm	0.67 mg/L	8.39 NTU	-99.5 mV	25.40 ft	200.00 ml/min
5/2/2024 2:00 PM	25:00	6.77 pH	20.66 °C	673.40 µS/cm	0.82 mg/L	5.71 NTU	-95.5 mV	25.40 ft	200.00 ml/min
5/2/2024 2:05 PM	30:00	6.78 pH	20.70 °C	674.20 µS/cm	0.76 mg/L	5.80 NTU	-97.4 mV	25.40 ft	200.00 ml/min
5/2/2024 2:10 PM	35:00	6.78 pH	20.39 °C	673.60 µS/cm	0.73 mg/L	5.17 NTU	-96.2 mV	25.40 ft	200.00 ml/min
5/2/2024 2:15 PM	40:00	6.78 pH	20.57 °C	674.04 µS/cm	0.72 mg/L	4.11 NTU	-96.1 mV	25.40 ft	200.00 ml/min

Samples

Sample ID:	Description:
HAM-INW-04	Grab.

Created using VuSitu from In-Situ, Inc.

Low-Flow Test Report:

Test Date / Time: 5/2/2024 9:20:40 AM
Project: Plant Hammond
Operator Name: Zain Webb

Location Name: INW-05 **Well Diameter: 2 in** **Casing Type: PVC** **Screen Length: 10 ft** **Top of Screen: 34.65 ft** **Total Depth: 44.65 ft** **Initial Depth to Water: 24.81 ft**	**Pump Type: Bladder** **Tubing Type: Poly** **Pump Intake From TOC: 39.65 ft** **Estimated Total Volume Pumped: 7 liter** **Flow Cell Volume: 90 ml** **Final Flow Rate: 200 ml/min** **Final Draw Down: 0.04 ft**	**Instrument Used: Aqua TROLL 400** **Serial Number: 966105**

Test Notes:
Full App. III and IV and Major Ions (no RADs).
Fe2+ > 10 mg/L.

Weather Conditions:
Clear, 70 degrees F.

Low-Flow Readings:

Date Time	Elapsed Time	pH	Temperature	Specific Conductivity	RDO Concentration	Turbidity	ORP	Depth to Water	Flow
		+/- 0.1	+/- 0.5	+/- 5 %	+/- 0.2	+/- 5	+/- 10	+/- 0.3	
5/2/2024 9:20 AM	00:00	6.82 pH	18.40 °C	705.59 µS/cm	0.18 mg/L	30.80 NTU	-112.4 mV	24.85 ft	200.00 ml/min
5/2/2024 9:25 AM	05:00	6.85 pH	18.26 °C	706.64 µS/cm	0.15 mg/L	17.10 NTU	-123.7 mV	24.85 ft	200.00 ml/min
5/2/2024 9:30 AM	10:00	6.87 pH	18.25 °C	708.86 µS/cm	0.12 mg/L	11.10 NTU	-125.7 mV	24.85 ft	200.00 ml/min
5/2/2024 9:35 AM	15:00	6.88 pH	18.26 °C	707.77 µS/cm	0.10 mg/L	7.39 NTU	-120.8 mV	24.85 ft	200.00 ml/min
5/2/2024 9:40 AM	20:00	6.88 pH	18.25 °C	706.48 µS/cm	0.09 mg/L	5.67 NTU	-126.4 mV	24.85 ft	200.00 ml/min
5/2/2024 9:45 AM	25:00	6.87 pH	18.16 °C	708.47 µS/cm	0.07 mg/L	4.21 NTU	-126.6 mV	24.85 ft	200.00 ml/min
5/2/2024 9:50 AM	30:00	6.87 pH	18.17 °C	706.51 µS/cm	0.06 mg/L	4.15 NTU	-120.9 mV	24.85 ft	200.00 ml/min

Samples

Sample ID:	Description:
HAM-INW-05	Grab.

Low-Flow Test Report:

Test Date / Time: 5/2/2024 9:29:36 AM
Project: Plant Hammond
Operator Name: Elisabeth Russell

Location Name: PT-08 **Well Diameter: 2 in** **Casing Type: PVC** **Screen Length: 10 ft** **Top of Screen: 31.93 ft** **Total Depth: 41.93 ft** **Initial Depth to Water: 25.45 ft**	**Pump Type: Bladder** **Tubing Type: Poly** **Pump Intake From TOC: 36 ft** **Estimated Total Volume Pumped: 38 liter** **Flow Cell Volume: 90 ml** **Final Flow Rate: 200 ml/min** **Final Draw Down: 0.01 ft**	**Instrument Used: Aqua TROLL 400** **Serial Number: 883546**

Test Notes:
Full App. III and IV and Major Ions (no RADs).
Fe2+ = 6 mg/L.

Weather Conditions:
Clear, 70 degrees F.

Low-Flow Readings:

Date Time	Elapsed Time	pH	Temperature	Specific Conductivity	RDO Concentration	Turbidity	ORP	Depth to Water	Flow
		+/- 0.1	+/- 0.5	+/- 5 %	+/- 0.2	+/- 5	+/- 10	+/- 0.3	
5/2/2024 9:29 AM	00:00	6.35 pH	24.56 °C	582.44 µS/cm	1.54 mg/L	24.60 NTU	134.4 mV	25.45 ft	200.00 ml/min
5/2/2024 9:34 AM	05:00	6.44 pH	22.45 °C	606.19 µS/cm	2.15 mg/L	22.00 NTU	137.5 mV	25.46 ft	200.00 ml/min
5/2/2024 9:39 AM	10:00	6.48 pH	21.66 °C	613.75 µS/cm	2.38 mg/L	19.20 NTU	139.2 mV	25.46 ft	200.00 ml/min
5/2/2024 9:44 AM	15:00	6.51 pH	21.55 °C	618.36 µS/cm	2.47 mg/L	17.20 NTU	145.2 mV	25.46 ft	200.00 ml/min
5/2/2024 9:49 AM	20:00	6.53 pH	21.04 °C	637.76 µS/cm	2.53 mg/L	11.90 NTU	148.4 mV	25.46 ft	200.00 ml/min
5/2/2024 9:54 AM	25:00	6.54 pH	20.95 °C	632.45 µS/cm	2.73 mg/L	10.86 NTU	152.0 mV	25.46 ft	200.00 ml/min
5/2/2024 9:59 AM	30:00	6.52 pH	20.55 °C	644.03 µS/cm	2.33 mg/L	11.83 NTU	154.4 mV	25.46 ft	200.00 ml/min
5/2/2024 10:04 AM	35:00	6.51 pH	20.60 °C	646.21 µS/cm	2.05 mg/L	10.99 NTU	157.7 mV	25.46 ft	200.00 ml/min
5/2/2024 10:09 AM	40:00	6.50 pH	20.67 °C	656.01 µS/cm	1.48 mg/L	11.17 NTU	161.7 mV	25.46 ft	200.00 ml/min
5/2/2024 10:14 AM	45:00	6.51 pH	20.73 °C	662.60 µS/cm	1.68 mg/L	8.91 NTU	164.0 mV	25.46 ft	200.00 ml/min
5/2/2024 10:19 AM	50:00	6.53 pH	20.77 °C	662.47 µS/cm	2.04 mg/L	9.98 NTU	160.1 mV	25.46 ft	200.00 ml/min
5/2/2024 10:24 AM	55:00	6.54 pH	20.83 °C	664.54 µS/cm	2.24 mg/L	9.44 NTU	159.7 mV	25.46 ft	200.00 ml/min
5/2/2024 10:29 AM	01:00:00	6.55 pH	20.90 °C	664.65 µS/cm	2.35 mg/L	9.50 NTU	155.9 mV	25.46 ft	200.00 ml/min
5/2/2024 10:34 AM	01:05:00	6.55 pH	20.93 °C	668.54 µS/cm	2.35 mg/L	9.41 NTU	159.4 mV	25.46 ft	200.00 ml/min
5/2/2024 10:39 AM	01:10:00	6.56 pH	20.99 °C	669.88 µS/cm	2.36 mg/L	9.23 NTU	158.5 mV	25.46 ft	200.00 ml/min

5/2/2024 10:44 AM	01:15:00	6.56 pH	20.99 °C	671.50 µS/cm	2.38 mg/L	7.89 NTU	158.0 mV	25.46 ft	200.00 ml/min
5/2/2024 10:49 AM	01:20:00	6.56 pH	21.02 °C	675.48 µS/cm	2.38 mg/L	8.83 NTU	157.0 mV	25.46 ft	200.00 ml/min
5/2/2024 10:54 AM	01:25:00	6.56 pH	21.08 °C	672.45 µS/cm	2.44 mg/L	8.09 NTU	156.4 mV	25.46 ft	200.00 ml/min
5/2/2024 10:59 AM	01:30:00	6.57 pH	21.08 °C	676.50 µS/cm	2.41 mg/L	8.17 NTU	161.1 mV	25.46 ft	200.00 ml/min
5/2/2024 11:02 AM	01:32:52	6.57 pH	21.23 °C	675.23 µS/cm	2.42 mg/L	8.20 NTU	153.9 mV	25.46 ft	200.00 ml/min
5/2/2024 11:07 AM	01:37:52	6.57 pH	21.16 °C	677.88 µS/cm	2.45 mg/L	8.05 NTU	156.3 mV	25.46 ft	200.00 ml/min
5/2/2024 11:12 AM	01:42:52	6.58 pH	21.20 °C	679.81 µS/cm	2.45 mg/L	7.99 NTU	151.9 mV	25.46 ft	200.00 ml/min
5/2/2024 11:17 AM	01:47:52	6.56 pH	21.26 °C	675.06 µS/cm	2.45 mg/L	7.87 NTU	157.4 mV	25.46 ft	200.00 ml/min
5/2/2024 11:22 AM	01:52:52	6.55 pH	21.23 °C	675.85 µS/cm	2.14 mg/L	7.41 NTU	157.0 mV	25.46 ft	200.00 ml/min
5/2/2024 11:27 AM	01:57:52	6.53 pH	21.26 °C	675.02 µS/cm	1.84 mg/L	7.03 NTU	156.1 mV	25.46 ft	200.00 ml/min
5/2/2024 11:32 AM	02:02:52	6.53 pH	21.22 °C	677.94 µS/cm	1.62 mg/L	6.98 NTU	156.0 mV	25.46 ft	200.00 ml/min
5/2/2024 11:37 AM	02:07:52	6.52 pH	21.23 °C	678.86 µS/cm	1.38 mg/L	6.76 NTU	156.6 mV	25.46 ft	200.00 ml/min
5/2/2024 11:42 AM	02:12:52	6.53 pH	21.24 °C	681.47 µS/cm	1.32 mg/L	7.27 NTU	158.1 mV	25.46 ft	200.00 ml/min
5/2/2024 11:47 AM	02:17:52	6.53 pH	21.25 °C	680.18 µS/cm	1.22 mg/L	6.49 NTU	152.3 mV	25.46 ft	200.00 ml/min
5/2/2024 11:52 AM	02:22:52	6.53 pH	21.26 °C	683.39 µS/cm	1.12 mg/L	6.78 NTU	150.0 mV	25.46 ft	200.00 ml/min
5/2/2024 11:57 AM	02:27:52	6.53 pH	21.33 °C	684.53 µS/cm	0.97 mg/L	7.09 NTU	150.6 mV	25.46 ft	200.00 ml/min
5/2/2024 12:01 PM	02:31:27	6.52 pH	21.44 °C	683.50 µS/cm	0.93 mg/L	6.89 NTU	153.2 mV	25.46 ft	200.00 ml/min
5/2/2024 12:06 PM	02:36:27	6.53 pH	21.37 °C	686.70 µS/cm	0.89 mg/L	7.03 NTU	154.3 mV	25.46 ft	200.00 ml/min
5/2/2024 12:11 PM	02:41:27	6.53 pH	21.44 °C	686.68 µS/cm	0.84 mg/L	7.99 NTU	157.8 mV	25.46 ft	200.00 ml/min
5/2/2024 12:16 PM	02:46:27	6.53 pH	21.42 °C	687.58 µS/cm	0.80 mg/L	6.26 NTU	155.5 mV	25.46 ft	200.00 ml/min
5/2/2024 12:21 PM	02:51:27	6.52 pH	21.36 °C	686.79 µS/cm	0.83 mg/L	6.77 NTU	158.3 mV	25.46 ft	200.00 ml/min
5/2/2024 12:26 PM	02:56:27	6.53 pH	21.35 °C	687.71 µS/cm	0.96 mg/L	7.03 NTU	151.0 mV	25.46 ft	200.00 ml/min
5/2/2024 12:31 PM	03:01:27	6.53 pH	21.27 °C	691.07 µS/cm	1.01 mg/L	8.60 NTU	154.4 mV	25.46 ft	200.00 ml/min

Samples

Sample ID:	Description:
HAM-PT-08	Grab.

Low-Flow Test Report:

Test Date / Time: 5/2/2024 11:06:29 AM
Project: Plant Hammond
Operator Name: Zain Webb

Location Name: PT-14 **Well Diameter: 2 in** **Casing Type: PVC** **Screen Length: 10 ft** **Top of Screen: 34.65 ft** **Total Depth: 44.65 ft** **Initial Depth to Water: 25.1 ft**	**Pump Type: Bladder** **Tubing Type: Poly** **Pump Intake From TOC: 39.65 ft** **Estimated Total Volume Pumped: 12 liter** **Flow Cell Volume: 90 ml** **Final Flow Rate: 200 ml/min** **Final Draw Down: 0 ft**	**Instrument Used: Aqua TROLL 400** **Serial Number: 966105**

Test Notes:
Full App. III and IV and Major Ions (no RADs).
Fe2+ = 6 mg/L.

Weather Conditions:
Clear, 70 degrees F.

Low-Flow Readings:

Date Time	Elapsed Time	pH	Temperature	Specific Conductivity	RDO Concentration	Turbidity	ORP	Depth to Water	Flow
		+/- 0.1	+/- 0.5	+/- 5 %	+/- 0.2	+/- 5	+/- 10	+/- 0.3	
5/2/2024 11:06 AM	00:00	6.71 pH	22.40 °C	594.65 µS/cm	0.45 mg/L	49.50 NTU	-88.9 mV	25.10 ft	200.00 ml/min
5/2/2024 11:11 AM	05:00	6.76 pH	19.29 °C	630.14 µS/cm	0.19 mg/L	41.80 NTU	-99.5 mV	25.10 ft	200.00 ml/min
5/2/2024 11:16 AM	10:00	6.79 pH	19.21 °C	631.68 µS/cm	0.16 mg/L	31.20 NTU	-108.1 mV	25.10 ft	200.00 ml/min
5/2/2024 11:21 AM	15:00	6.81 pH	19.12 °C	633.14 µS/cm	0.13 mg/L	14.60 NTU	-109.5 mV	25.10 ft	200.00 ml/min
5/2/2024 11:26 AM	20:00	6.82 pH	19.06 °C	633.47 µS/cm	0.11 mg/L	11.80 NTU	-111.6 mV	25.10 ft	200.00 ml/min
5/2/2024 11:31 AM	25:00	6.82 pH	19.03 °C	632.62 µS/cm	0.08 mg/L	8.39 NTU	-112.2 mV	25.10 ft	200.00 ml/min
5/2/2024 11:36 AM	30:00	6.83 pH	19.02 °C	634.27 µS/cm	0.08 mg/L	7.05 NTU	-113.7 mV	25.10 ft	200.00 ml/min
5/2/2024 11:41 AM	35:00	6.83 pH	19.01 °C	635.47 µS/cm	0.07 mg/L	9.44 NTU	-114.8 mV	25.10 ft	200.00 ml/min
5/2/2024 11:46 AM	40:00	6.83 pH	19.01 °C	635.06 µS/cm	0.06 mg/L	6.59 NTU	-115.5 mV	25.10 ft	200.00 ml/min
5/2/2024 11:51 AM	45:00	6.83 pH	19.13 °C	634.75 µS/cm	0.07 mg/L	8.16 NTU	-116.0 mV	25.10 ft	200.00 ml/min
5/2/2024 11:56 AM	50:00	6.83 pH	19.10 °C	636.34 µS/cm	0.05 mg/L	5.51 NTU	-116.3 mV	25.10 ft	200.00 ml/min
5/2/2024 12:01 PM	55:00	6.83 pH	19.09 °C	636.04 µS/cm	0.05 mg/L	4.27 NTU	-116.5 mV	25.10 ft	200.00 ml/min

Samples

Sample ID:	Description:
HAM-PT-14	Grab.
HAM-AP1-FD-01	Grab.

Low-Flow Test Report:

Test Date / Time: 5/2/2024 2:09:59 PM
Project: Plant Hammond
Operator Name: Elisabeth Russell

Location Name: PT-15 **Well Diameter: 2 in** **Casing Type: PVC** **Screen Length: 10 ft** **Top of Screen: 34.54 ft** **Total Depth: 44.54 ft** **Initial Depth to Water: 25.05 ft**	**Pump Type: Bladder** **Tubing Type: Poly** **Pump Intake From TOC: 35 ft** **Estimated Total Volume Pumped: 19.5 liter** **Flow Cell Volume: 90 ml** **Final Flow Rate: 250 ml/min** **Final Draw Down: 0.05 ft**	**Instrument Used: Aqua TROLL 400** **Serial Number: 883546**

Test Notes:
Full App. III and IV and Major Ions (no RADs).
Fe2+ = 3 mg/L.

Weather Conditions:
Clear, 70 degrees F.

Low-Flow Readings:

Date Time	Elapsed Time	pH	Temperature	Specific Conductivity	RDO Concentration	Turbidity	ORP	Depth to Water	Flow
		+/- 0.1	+/- 0.5	+/- 5 %	+/- 0.2	+/- 5	+/- 10	+/- 0.3	
5/2/2024 2:09 PM	00:00	6.94 pH	24.23 °C	853.70 µS/cm	0.24 mg/L	32.40 NTU	85.0 mV	25.05 ft	200.00 ml/min
5/2/2024 2:14 PM	05:00	6.93 pH	22.42 °C	874.49 µS/cm	0.15 mg/L	17.40 NTU	98.0 mV	25.07 ft	200.00 ml/min
5/2/2024 2:19 PM	10:00	6.94 pH	22.11 °C	874.61 µS/cm	0.12 mg/L	12.18 NTU	106.1 mV	25.10 ft	200.00 ml/min
5/2/2024 2:24 PM	15:00	6.95 pH	22.02 °C	874.12 µS/cm	0.09 mg/L	12.24 NTU	109.4 mV	25.10 ft	200.00 ml/min
5/2/2024 2:29 PM	20:00	6.95 pH	22.09 °C	875.98 µS/cm	0.07 mg/L	10.40 NTU	108.5 mV	25.10 ft	200.00 ml/min
5/2/2024 2:34 PM	25:00	6.95 pH	22.18 °C	872.33 µS/cm	0.06 mg/L	10.34 NTU	108.1 mV	25.10 ft	200.00 ml/min
5/2/2024 2:39 PM	30:00	6.95 pH	22.40 °C	870.02 µS/cm	0.05 mg/L	9.37 NTU	104.0 mV	25.10 ft	200.00 ml/min
5/2/2024 2:44 PM	35:00	6.95 pH	22.51 °C	864.36 µS/cm	0.04 mg/L	8.99 NTU	102.7 mV	25.10 ft	200.00 ml/min
5/2/2024 2:49 PM	40:00	6.95 pH	22.46 °C	862.10 µS/cm	0.03 mg/L	9.39 NTU	103.2 mV	25.10 ft	200.00 ml/min
5/2/2024 2:54 PM	45:00	6.95 pH	22.50 °C	860.83 µS/cm	0.01 mg/L	9.03 NTU	99.8 mV	25.10 ft	200.00 ml/min
5/2/2024 2:59 PM	50:00	6.95 pH	22.27 °C	864.40 µS/cm	0.01 mg/L	8.88 NTU	99.3 mV	25.10 ft	200.00 ml/min
5/2/2024 3:04 PM	55:00	6.95 pH	22.21 °C	865.32 µS/cm	0.01 mg/L	8.36 NTU	98.5 mV	25.10 ft	200.00 ml/min
5/2/2024 3:09 PM	01:00:00	6.96 pH	21.94 °C	864.66 µS/cm	0.00 mg/L	8.70 NTU	94.2 mV	25.10 ft	250.00 ml/min
5/2/2024 3:14 PM	01:05:00	6.95 pH	21.49 °C	869.85 µS/cm	-0.02 mg/L	6.73 NTU	96.4 mV	25.10 ft	250.00 ml/min
5/2/2024 3:19 PM	01:10:00	6.95 pH	21.74 °C	869.26 µS/cm	-0.02 mg/L	5.29 NTU	90.9 mV	25.10 ft	250.00 ml/min

5/2/2024 3:24 PM	01:15:00	6.95 pH	21.80 °C	868.16 µS/cm	-0.03 mg/L	4.37 NTU	93.6 mV	25.10 ft	250.00 ml/min
5/2/2024 3:29 PM	01:20:00	6.95 pH	21.84 °C	866.31 µS/cm	-0.03 mg/L	3.78 NTU	93.8 mV	25.10 ft	250.00 ml/min
5/2/2024 3:34 PM	01:25:00	6.95 pH	21.71 °C	868.60 µS/cm	-0.03 mg/L	2.99 NTU	93.8 mV	25.10 ft	250.00 ml/min

Samples

Sample ID:	Description:
HAM-PT-15	Grab

Low-Flow Test Report:

Test Date / Time: 5/9/2024 2:23:35 PM
Project: Plant Hammond
Operator Name: Anthony Szwast

Location Name: PT-07 **Well Diameter: 2 in** **Casing Type: PVC** **Screen Length: 10 ft** **Top of Screen: 37.75 ft** **Total Depth: 47.75 ft** **Initial Depth to Water: 25.32 ft**	**Pump Type: Bladder** **Tubing Type: Poly** **Pump Intake From TOC: 42.75 ft** **Estimated Total Volume Pumped: 4 liter** **Flow Cell Volume: 90 ml** **Final Flow Rate: 100 ml/min** **Final Draw Down: 0.03 ft**	**Instrument Used: Aqua TROLL 400** **Serial Number: 850751**

Test Notes:
Full App. III and IV and Major Ions (no RADs).
Total Fe > 10 mg/L.
Fe2+ = 3.5 mg/L.

Weather Conditions:
Cloudy, 70 deg. F

Low-Flow Readings:

Date Time	Elapsed Time	pH	Temperature	Specific Conductivity	RDO Concentration	Turbidity	ORP	Depth to Water	Flow
		+/- 0.1	+/- 0.5	+/- 5 %	+/- 0.2	+/- 5	+/- 10	+/- 0.3	
5/9/2024 2:23 PM	00:00	6.75 pH	20.49 °C	666.44 µS/cm	2.66 mg/L	30.60 NTU	-78.1 mV	25.26 ft	100.00 ml/min
5/9/2024 2:28 PM	05:00	6.76 pH	20.66 °C	661.58 µS/cm	3.13 mg/L	25.00 NTU	-81.9 mV	25.34 ft	100.00 ml/min
5/9/2024 2:33 PM	10:00	6.77 pH	20.43 °C	663.91 µS/cm	2.04 mg/L	8.90 NTU	-89.2 mV	25.35 ft	100.00 ml/min
5/9/2024 2:38 PM	15:00	6.82 pH	20.28 °C	664.46 µS/cm	0.56 mg/L	1.83 NTU	-100.2 mV	25.35 ft	100.00 ml/min
5/9/2024 2:43 PM	20:00	6.85 pH	19.99 °C	665.10 µS/cm	0.38 mg/L	0.87 NTU	-108.4 mV	25.35 ft	100.00 ml/min
5/9/2024 2:48 PM	25:00	6.86 pH	20.06 °C	665.95 µS/cm	0.35 mg/L	1.04 NTU	-100.8 mV	25.35 ft	100.00 ml/min
5/9/2024 2:53 PM	30:00	6.86 pH	20.53 °C	665.99 µS/cm	0.37 mg/L	1.06 NTU	-100.6 mV	25.35 ft	100.00 ml/min

Samples

Sample ID:	Description:
HAM-PT-07	Grab.

Low-Flow Test Report:

Test Date / Time: 5/9/2024 4:10:09 PM
Project: Plant Hammond
Operator Name: Anthony Szwast

Location Name: PT-13 **Well Diameter: 2 in** **Casing Type: PVC** **Screen Length: 10 ft** **Top of Screen: 35 ft** **Total Depth: 45 ft** **Initial Depth to Water: 24.85 ft**	**Pump Type: Bladder** **Tubing Type: Poly** **Pump Intake From TOC: 40 ft** **Estimated Total Volume Pumped: 3.5 liter** **Flow Cell Volume: 90 ml** **Final Flow Rate: 100 ml/min** **Final Draw Down: 0.01 ft**	**Instrument Used: Aqua TROLL 400** **Serial Number: 850751**

Test Notes:
Full App. III and IV and Major Ions (no RADs).
Total Fe > 10 mg/L.
Fe2+ = 4.0 mg/L.

Weather Conditions:
Partly cloudy, 75 deg. F

Low-Flow Readings:

Date Time	Elapsed Time	pH	Temperature	Specific Conductivity	RDO Concentration	Turbidity	ORP	Depth to Water	Flow
		+/- 0.1	+/- 0.5	+/- 5 %	+/- 0.2	+/- 5	+/- 10	+/- 0.3	
5/9/2024 4:10 PM	00:00	6.76 pH	25.40 °C	658.97 µS/cm	0.92 mg/L	62.20 NTU	-109.5 mV	24.84 ft	100.00 ml/min
5/9/2024 4:15 PM	05:00	6.81 pH	22.00 °C	665.97 µS/cm	0.50 mg/L	21.30 NTU	-106.4 mV	24.87 ft	100.00 ml/min
5/9/2024 4:20 PM	10:00	6.83 pH	21.25 °C	672.24 µS/cm	0.34 mg/L	11.00 NTU	-113.2 mV	24.84 ft	100.00 ml/min
5/9/2024 4:25 PM	15:00	6.84 pH	21.06 °C	669.58 µS/cm	0.28 mg/L	8.58 NTU	-112.5 mV	24.84 ft	100.00 ml/min
5/9/2024 4:30 PM	20:00	6.84 pH	20.87 °C	670.23 µS/cm	0.22 mg/L	2.95 NTU	-105.5 mV	24.85 ft	100.00 ml/min
5/9/2024 4:35 PM	25:00	6.84 pH	20.77 °C	668.65 µS/cm	0.18 mg/L	2.98 NTU	-104.6 mV	24.86 ft	100.00 ml/min
5/9/2024 4:40 PM	30:00	6.84 pH	20.75 °C	670.23 µS/cm	0.16 mg/L	2.27 NTU	-104.0 mV	24.86 ft	100.00 ml/min

Samples

Sample ID:	Description:
HAM-PT-13	Grab.

Low-Flow Test Report:

Test Date / Time: 5/14/2024 1:18:17 PM
Project: Plant Hammond
Operator Name: Jamie Newsome

Location Name: AS-01 **Well Diameter: 2 in** **Casing Type: PVC** **Screen Length: 10 ft** **Top of Screen: 17 ft** **Total Depth: 27 ft** **Initial Depth to Water: 11.52 ft**	**Pump Type: Peri** **Tubing Type: Poly** **Pump Intake From TOC: 22 ft** **Estimated Total Volume Pumped: 10 liter** **Flow Cell Volume: 90 ml** **Final Flow Rate: 200 ml/min** **Final Draw Down: 0 ft**	**Instrument Used: Aqua TROLL 400** **Serial Number: 966105**

Test Notes:
Full App. III and IV and Major Ions (no RADs).

Weather Conditions:
Light rain, 70F

Low-Flow Readings:

Date Time	Elapsed Time	pH	Temperature	Specific Conductivity	RDO Concentration	Turbidity	ORP	Depth to Water	Flow
		+/- 0.1	+/- 0.5	+/- 3 %	+/- 0.2	+/- 5	+/- 10	+/- 0.3	
5/14/2024 1:18 PM	00:00	7.66 pH	18.05 °C	863.23 µS/cm	0.18 mg/L	11.20 NTU	52.6 mV	11.52 ft	200.00 ml/min
5/14/2024 1:23 PM	05:00	7.78 pH	18.12 °C	805.31 µS/cm	0.23 mg/L	11.40 NTU	36.3 mV	11.52 ft	200.00 ml/min
5/14/2024 1:28 PM	10:00	7.88 pH	18.26 °C	798.68 µS/cm	0.26 mg/L	18.70 NTU	37.4 mV	11.52 ft	200.00 ml/min
5/14/2024 1:33 PM	15:00	7.83 pH	18.39 °C	795.31 µS/cm	0.24 mg/L	18.60 NTU	37.6 mV	11.52 ft	200.00 ml/min
5/14/2024 1:38 PM	20:00	8.01 pH	18.47 °C	798.28 µS/cm	0.39 mg/L	25.40 NTU	31.3 mV	11.52 ft	200.00 ml/min
5/14/2024 1:43 PM	25:00	8.04 pH	18.55 °C	802.11 µS/cm	0.43 mg/L	16.50 NTU	31.1 mV	11.52 ft	200.00 ml/min
5/14/2024 1:48 PM	30:00	7.85 pH	18.88 °C	801.55 µS/cm	0.30 mg/L	17.70 NTU	38.0 mV	11.52 ft	200.00 ml/min
5/14/2024 1:53 PM	35:00	7.77 pH	19.24 °C	812.68 µS/cm	0.24 mg/L	11.30 NTU	41.2 mV	11.52 ft	200.00 ml/min
5/14/2024 1:58 PM	40:00	7.72 pH	19.05 °C	816.72 µS/cm	0.23 mg/L	8.73 NTU	42.0 mV	11.52 ft	200.00 ml/min
5/14/2024 2:03 PM	45:00	7.68 pH	18.77 °C	835.04 µS/cm	0.25 mg/L	4.98 NTU	43.0 mV	11.52 ft	200.00 ml/min

Samples

Sample ID:	Description:
HAM-AS-01	Grab.

Low-Flow Test Report:

Test Date / Time: 5/15/2024 12:20:04 PM
Project: Plant Hammond
Operator Name: Jamie Newsome

Location Name: INW-04 **Well Diameter: 2 in** **Casing Type: PVC** **Screen Length: 10 ft** **Top of Screen: 35 ft** **Total Depth: 45 ft** **Initial Depth to Water: 24.75 ft**	**Pump Type: Bladder** **Tubing Type: Poly** **Pump Intake From TOC: 40 ft** **Estimated Total Volume Pumped: 12.5 liter** **Flow Cell Volume: 90 ml** **Final Flow Rate: 100 ml/min** **Final Draw Down: 0 ft**	**Instrument Used: Aqua TROLL 400** **Serial Number: 966105**

Test Notes:
Full App. III and IV and Major Ions (no RADs).
Fe2+ = 2.5 mg/L.

Weather Conditions:
Partly cloudy, 75F

Low-Flow Readings:

Date Time	Elapsed Time	pH	Temperature	Specific Conductivity	RDO Concentration	Turbidity	ORP	Depth to Water	Flow
		+/- 0.1	+/- 0.5	+/- 3 %	+/- 0.2	+/- 5	+/- 10	+/- 0.3	
5/15/2024 12:20 PM	00:00	6.94 pH	20.68 °C	691.70 µS/cm	0.65 mg/L	7.97 NTU	-90.5 mV	24.75 ft	100.00 ml/min
5/15/2024 12:25 PM	05:00	6.94 pH	20.71 °C	692.40 µS/cm	0.53 mg/L	9.88 NTU	-92.0 mV	24.75 ft	100.00 ml/min
5/15/2024 12:30 PM	10:00	6.94 pH	20.48 °C	695.78 µS/cm	0.49 mg/L	22.80 NTU	-95.6 mV	24.75 ft	100.00 ml/min
5/15/2024 12:35 PM	15:00	6.96 pH	20.38 °C	719.95 µS/cm	0.43 mg/L	92.90 NTU	-97.0 mV	24.75 ft	100.00 ml/min
5/15/2024 12:40 PM	20:00	6.97 pH	20.48 °C	721.53 µS/cm	0.31 mg/L	91.00 NTU	-98.8 mV	24.75 ft	100.00 ml/min
5/15/2024 12:45 PM	25:00	6.97 pH	19.90 °C	718.94 µS/cm	0.26 mg/L	72.20 NTU	-99.3 mV	24.75 ft	100.00 ml/min
5/15/2024 12:50 PM	30:00	6.96 pH	19.99 °C	717.86 µS/cm	0.21 mg/L	56.00 NTU	-100.6 mV	24.75 ft	100.00 ml/min
5/15/2024 12:55 PM	35:00	6.95 pH	20.69 °C	712.72 µS/cm	0.19 mg/L	42.90 NTU	-103.1 mV	24.75 ft	100.00 ml/min
5/15/2024 1:00 PM	40:00	6.96 pH	20.37 °C	705.43 µS/cm	0.17 mg/L	32.10 NTU	-104.2 mV	24.75 ft	100.00 ml/min
5/15/2024 1:05 PM	45:00	6.95 pH	20.21 °C	703.72 µS/cm	0.14 mg/L	23.80 NTU	-105.1 mV	24.75 ft	100.00 ml/min
5/15/2024 1:10 PM	50:00	6.95 pH	19.95 °C	702.71 µS/cm	0.14 mg/L	19.30 NTU	-105.3 mV	24.75 ft	100.00 ml/min
5/15/2024 1:15 PM	55:00	6.95 pH	20.15 °C	702.02 µS/cm	0.13 mg/L	14.80 NTU	-105.9 mV	24.75 ft	100.00 ml/min
5/15/2024 1:20 PM	01:00:00	6.94 pH	20.64 °C	698.75 µS/cm	0.13 mg/L	13.50 NTU	-107.2 mV	24.75 ft	100.00 ml/min

5/15/2024 1:25 PM	01:05:00	6.94 pH	20.04 °C	698.46 µS/cm	0.12 mg/L	11.20 NTU	-104.7 mV	24.75 ft	100.00 ml/min
5/15/2024 1:30 PM	01:10:00	6.95 pH	19.74 °C	698.67 µS/cm	0.12 mg/L	12.80 NTU	-103.9 mV	24.75 ft	100.00 ml/min
5/15/2024 1:35 PM	01:15:00	6.94 pH	19.74 °C	697.18 µS/cm	0.14 mg/L	9.88 NTU	-103.4 mV	24.75 ft	100.00 ml/min
5/15/2024 1:40 PM	01:20:00	6.94 pH	20.21 °C	699.40 µS/cm	0.20 mg/L	9.75 NTU	-103.7 mV	24.75 ft	100.00 ml/min
5/15/2024 1:45 PM	01:25:00	6.94 pH	20.16 °C	696.60 µS/cm	0.30 mg/L	8.87 NTU	-102.2 mV	24.75 ft	100.00 ml/min
5/15/2024 1:50 PM	01:30:00	6.93 pH	20.48 °C	695.91 µS/cm	0.38 mg/L	8.23 NTU	-100.0 mV	24.75 ft	100.00 ml/min
5/15/2024 1:55 PM	01:35:00	6.94 pH	19.87 °C	693.32 µS/cm	0.45 mg/L	7.28 NTU	-99.9 mV	24.75 ft	100.00 ml/min
5/15/2024 2:00 PM	01:40:00	6.94 pH	20.08 °C	696.43 µS/cm	0.51 mg/L	7.16 NTU	-98.7 mV	24.75 ft	100.00 ml/min
5/15/2024 2:05 PM	01:45:00	6.94 pH	20.13 °C	694.50 µS/cm	0.48 mg/L	6.23 NTU	-98.5 mV	24.75 ft	100.00 ml/min
5/15/2024 2:10 PM	01:50:00	6.94 pH	20.33 °C	694.16 µS/cm	0.46 mg/L	5.46 NTU	-98.5 mV	24.75 ft	100.00 ml/min
5/15/2024 2:15 PM	01:55:00	6.94 pH	19.86 °C	693.25 µS/cm	0.48 mg/L	4.92 NTU	-97.4 mV	24.75 ft	100.00 ml/min

Samples

Sample ID:	Description:
HAM-INW-04	Grab.
HAM-AP1-FD-02	Grab.

Low-Flow Test Report:

Test Date / Time: 5/15/2024 10:00:05 AM
Project: Plant Hammond
Operator Name: Jamie Newsome

Location Name: INW-05 **Well Diameter: 2 in** **Casing Type: PVC** **Screen Length: 10 ft** **Top of Screen: 35 ft** **Total Depth: 45 ft** **Initial Depth to Water: 24.48 ft**	**Pump Type: Bladder** **Tubing Type: Poly** **Pump Intake From TOC: 40 ft** **Estimated Total Volume Pumped: 8 liter** **Flow Cell Volume: 90 ml** **Final Flow Rate: 100 ml/min** **Final Draw Down: 0 ft**	**Instrument Used: Aqua TROLL 400** **Serial Number: 966105**

Test Notes:
Full App. III and IV and Major Ions (no RADs).

Weather Conditions:
Cloudy, 70F

Low-Flow Readings:

Date Time	Elapsed Time	pH	Temperature	Specific Conductivity	RDO Concentration	Turbidity	ORP	Depth to Water	Flow
		+/- 0.1	+/- 0.5	+/- 3 %	+/- 0.2	+/- 5	+/- 10	+/- 0.3	
5/15/2024 10:00 AM	00:00	6.98 pH	18.46 °C	689.27 µS/cm	0.33 mg/L	11.60 NTU	-132.4 mV	24.48 ft	100.00 ml/min
5/15/2024 10:05 AM	05:00	7.00 pH	18.48 °C	697.86 µS/cm	0.32 mg/L	43.30 NTU	-131.6 mV	24.48 ft	100.00 ml/min
5/15/2024 10:10 AM	10:00	7.01 pH	18.45 °C	695.52 µS/cm	0.25 mg/L	107.50 NTU	-137.8 mV	24.48 ft	100.00 ml/min
5/15/2024 10:15 AM	15:00	7.02 pH	18.47 °C	692.19 µS/cm	0.28 mg/L	88.60 NTU	-137.3 mV	24.48 ft	100.00 ml/min
5/15/2024 10:20 AM	20:00	7.02 pH	18.49 °C	689.46 µS/cm	0.27 mg/L	67.00 NTU	-131.7 mV	24.48 ft	100.00 ml/min
5/15/2024 10:25 AM	25:00	7.02 pH	18.46 °C	687.15 µS/cm	0.25 mg/L	50.10 NTU	-131.2 mV	24.48 ft	100.00 ml/min
5/15/2024 10:30 AM	30:00	7.02 pH	18.54 °C	685.31 µS/cm	0.27 mg/L	35.40 NTU	-129.5 mV	24.48 ft	100.00 ml/min
5/15/2024 10:35 AM	35:00	7.01 pH	18.56 °C	682.72 µS/cm	0.34 mg/L	21.40 NTU	-129.9 mV	24.48 ft	100.00 ml/min
5/15/2024 10:40 AM	40:00	7.01 pH	18.70 °C	681.19 µS/cm	0.36 mg/L	16.40 NTU	-127.8 mV	24.48 ft	100.00 ml/min
5/15/2024 10:45 AM	45:00	7.01 pH	18.66 °C	680.55 µS/cm	0.37 mg/L	13.30 NTU	-126.5 mV	24.48 ft	100.00 ml/min
5/15/2024 10:50 AM	50:00	7.01 pH	18.73 °C	679.58 µS/cm	0.36 mg/L	11.50 NTU	-126.1 mV	24.48 ft	100.00 ml/min
5/15/2024 10:55 AM	55:00	7.01 pH	18.74 °C	679.78 µS/cm	0.38 mg/L	11.77 NTU	-125.5 mV	24.48 ft	100.00 ml/min
5/15/2024 11:00 AM	01:00:00	7.01 pH	18.97 °C	676.34 µS/cm	0.37 mg/L	9.57 NTU	-121.8 mV	24.48 ft	100.00 ml/min

5/15/2024 11:05 AM	01:05:00	7.01 pH	18.82 °C	676.61 µS/cm	0.39 mg/L	8.42 NTU	-124.0 mV	24.48 ft	100.00 ml/min
5/15/2024 11:10 AM	01:10:00	7.01 pH	19.09 °C	677.40 µS/cm	0.37 mg/L	6.83 NTU	-124.4 mV	24.48 ft	100.00 ml/min
5/15/2024 11:15 AM	01:15:00	7.01 pH	19.19 °C	675.78 µS/cm	0.36 mg/L	4.97 NTU	-124.3 mV	24.48 ft	100.00 ml/min

Samples

Sample ID:	Description:
HAM-INW-05	Grab.

Low-Flow Test Report:

Test Date / Time: 5/16/2024 9:12:40 AM
Project: Plant Hammond
Operator Name: Jamie Newsome

Location Name: PT-07 **Well Diameter: 2 in** **Casing Type: PVC** **Screen Length: 10 ft** **Top of Screen: 37.6 ft** **Total Depth: 47.6 ft** **Initial Depth to Water: 25.1 ft**	**Pump Type: Bladder** **Tubing Type: Poly** **Pump Intake From TOC: 42.6 ft** **Estimated Total Volume Pumped: 32 liter** **Flow Cell Volume: 90 ml** **Final Flow Rate: 100 ml/min** **Final Draw Down: 0.05 ft**	**Instrument Used: Aqua TROLL 400** **Serial Number: 966105**

Test Notes:
Full App. III and IV and Major Ions (no RADs).
Fe2+ = 2.0 mg/L.

Weather Conditions:
Sunny, 70F.

Low-Flow Readings:

Date Time	Elapsed Time	pH	Temperature	Specific Conductivity	RDO Concentration	Turbidity	ORP	Depth to Water	Flow
		+/- 0.1	+/- 0.5	+/- 3 %	+/- 0.2	+/- 5	+/- 10	+/- 0.3	
5/16/2024 9:12 AM	00:00	6.95 pH	18.01 °C	667.33 µS/cm	4.16 mg/L	10.89 NTU	-80.3 mV	25.10 ft	200.00 ml/min
5/16/2024 9:17 AM	05:00	6.97 pH	17.99 °C	668.59 µS/cm	4.23 mg/L	8.81 NTU	-80.6 mV	25.15 ft	200.00 ml/min
5/16/2024 9:22 AM	10:00	6.98 pH	17.99 °C	670.91 µS/cm	4.11 mg/L	8.09 NTU	-82.0 mV	25.15 ft	200.00 ml/min
5/16/2024 9:27 AM	15:00	7.00 pH	18.03 °C	671.58 µS/cm	4.06 mg/L	7.64 NTU	-83.3 mV	25.15 ft	200.00 ml/min
5/16/2024 9:32 AM	20:00	7.01 pH	18.03 °C	673.36 µS/cm	4.08 mg/L	8.05 NTU	-84.4 mV	25.15 ft	200.00 ml/min
5/16/2024 9:37 AM	25:00	7.01 pH	17.99 °C	675.11 µS/cm	3.95 mg/L	7.74 NTU	-85.5 mV	25.15 ft	200.00 ml/min
5/16/2024 9:42 AM	30:00	7.01 pH	18.03 °C	675.27 µS/cm	3.87 mg/L	8.09 NTU	-86.3 mV	25.15 ft	200.00 ml/min
5/16/2024 9:47 AM	35:00	7.01 pH	18.07 °C	674.61 µS/cm	3.86 mg/L	7.14 NTU	-86.8 mV	25.15 ft	200.00 ml/min
5/16/2024 9:52 AM	40:00	7.01 pH	18.08 °C	675.60 µS/cm	3.95 mg/L	7.99 NTU	-89.0 mV	25.15 ft	200.00 ml/min
5/16/2024 9:57 AM	45:00	7.01 pH	18.08 °C	676.64 µS/cm	3.80 mg/L	8.51 NTU	-89.9 mV	25.15 ft	200.00 ml/min
5/16/2024 10:02 AM	50:00	7.01 pH	18.21 °C	673.83 µS/cm	3.80 mg/L	10.10 NTU	-87.7 mV	25.15 ft	200.00 ml/min
5/16/2024 10:07 AM	55:00	7.01 pH	18.27 °C	675.26 µS/cm	3.76 mg/L	10.34 NTU	-88.6 mV	25.15 ft	200.00 ml/min
5/16/2024 10:12 AM	01:00:00	7.01 pH	18.27 °C	674.83 µS/cm	3.88 mg/L	9.86 NTU	-88.6 mV	25.15 ft	200.00 ml/min

5/16/2024 10:17 AM	01:05:00	7.01 pH	18.52 °C	671.23 µS/cm	3.83 mg/L	13.27 NTU	-88.0 mV	25.15 ft	200.00 ml/min
5/16/2024 10:22 AM	01:10:00	7.01 pH	18.44 °C	675.80 µS/cm	3.67 mg/L	11.80 NTU	-89.1 mV	25.15 ft	200.00 ml/min
5/16/2024 10:27 AM	01:15:00	7.00 pH	18.34 °C	672.95 µS/cm	3.69 mg/L	11.10 NTU	-88.6 mV	25.15 ft	200.00 ml/min
5/16/2024 10:32 AM	01:20:00	7.01 pH	18.19 °C	672.92 µS/cm	3.81 mg/L	11.30 NTU	-88.5 mV	25.15 ft	200.00 ml/min
5/16/2024 10:37 AM	01:25:00	7.01 pH	18.34 °C	673.83 µS/cm	3.81 mg/L	11.50 NTU	-88.7 mV	25.15 ft	200.00 ml/min
5/16/2024 10:42 AM	01:30:00	7.01 pH	18.47 °C	674.23 µS/cm	3.91 mg/L	11.80 NTU	-88.9 mV	25.15 ft	200.00 ml/min
5/16/2024 10:47 AM	01:35:00	7.01 pH	18.52 °C	673.88 µS/cm	3.74 mg/L	12.10 NTU	-89.0 mV	25.15 ft	200.00 ml/min
5/16/2024 10:52 AM	01:40:00	7.01 pH	18.49 °C	672.98 µS/cm	3.88 mg/L	11.50 NTU	-89.1 mV	25.15 ft	200.00 ml/min
5/16/2024 10:57 AM	01:45:00	7.01 pH	18.40 °C	674.82 µS/cm	3.77 mg/L	11.10 NTU	-89.3 mV	25.15 ft	200.00 ml/min
5/16/2024 11:02 AM	01:50:00	7.00 pH	18.57 °C	673.12 µS/cm	3.87 mg/L	11.50 NTU	-90.4 mV	25.15 ft	200.00 ml/min
5/16/2024 11:07 AM	01:55:00	7.01 pH	18.52 °C	674.19 µS/cm	3.78 mg/L	11.30 NTU	-90.7 mV	25.15 ft	200.00 ml/min
5/16/2024 11:12 AM	02:00:00	7.00 pH	18.52 °C	673.98 µS/cm	3.75 mg/L	11.10 NTU	-90.7 mV	25.15 ft	200.00 ml/min
5/16/2024 11:17 AM	02:05:00	7.00 pH	18.57 °C	674.73 µS/cm	3.95 mg/L	11.20 NTU	-88.9 mV	25.15 ft	200.00 ml/min
5/16/2024 11:22 AM	02:10:00	7.00 pH	18.52 °C	673.25 µS/cm	3.84 mg/L	11.40 NTU	-88.8 mV	25.15 ft	200.00 ml/min
5/16/2024 11:27 AM	02:15:00	6.99 pH	19.07 °C	676.19 µS/cm	3.35 mg/L	11.50 NTU	-90.3 mV	25.15 ft	100.00 ml/min
5/16/2024 11:32 AM	02:20:00	6.99 pH	19.17 °C	676.75 µS/cm	2.38 mg/L	10.89 NTU	-95.8 mV	25.15 ft	100.00 ml/min
5/16/2024 11:37 AM	02:25:00	7.00 pH	19.24 °C	677.74 µS/cm	2.42 mg/L	12.30 NTU	-96.1 mV	25.15 ft	100.00 ml/min
5/16/2024 11:42 AM	02:30:00	6.99 pH	19.35 °C	673.31 µS/cm	2.26 mg/L	13.42 NTU	-93.9 mV	25.15 ft	100.00 ml/min
5/16/2024 11:47 AM	02:35:00	6.98 pH	19.50 °C	674.30 µS/cm	2.41 mg/L	12.50 NTU	-92.9 mV	25.15 ft	100.00 ml/min
5/16/2024 11:52 AM	02:40:00	6.98 pH	19.29 °C	671.44 µS/cm	2.39 mg/L		-92.2 mV	25.15 ft	100.00 ml/min
5/16/2024 11:57 AM	02:45:00	6.98 pH	19.34 °C	669.89 µS/cm	2.70 mg/L	13.20 NTU	-90.9 mV	25.15 ft	100.00 ml/min
5/16/2024 12:02 PM	02:50:00	6.98 pH	19.28 °C	670.02 µS/cm	2.34 mg/L	13.70 NTU	-92.0 mV	25.15 ft	100.00 ml/min
5/16/2024 12:07 PM	02:55:00	6.98 pH	19.28 °C	670.24 µS/cm	2.41 mg/L	14.20 NTU	-91.6 mV	25.15 ft	100.00 ml/min
5/16/2024 12:12 PM	03:00:00	6.98 pH	19.39 °C	671.25 µS/cm	2.33 mg/L	13.80 NTU	-91.9 mV	25.15 ft	100.00 ml/min

Samples

Sample ID:	Description:
HAM-PT-07	Grab.
HAM-PT-07-TS-WG-05162024	Grab.

Low-Flow Test Report:

Test Date / Time: 5/16/2024 9:17:05 AM
Project: Plant Hammond
Operator Name: Anthony Szwast

Location Name: PT-08 **Well Diameter: 2 in** **Casing Type: PVC** **Screen Length: 10 ft** **Top of Screen: 31.93 ft** **Total Depth: 41.93 ft** **Initial Depth to Water: 24.91 ft**	**Pump Type: Bladder** **Tubing Type: Poly** **Pump Intake From TOC: 36.93 ft** **Estimated Total Volume Pumped: 16 liter** **Flow Cell Volume: 90 ml** **Final Flow Rate: 200 ml/min** **Final Draw Down: 0 ft**	**Instrument Used: Aqua TROLL 400** **Serial Number: 850751**

Test Notes:
Full App. III and IV and Major Ions (no RADs).
Total Fe > 7 mg/L.
Fe2+ = 5.6 mg/L.

Weather Conditions:
Sunny, 70 deg. F.

Low-Flow Readings:

Date Time	Elapsed Time	pH	Temperature	Specific Conductivity	RDO Concentration	Turbidity	ORP	Depth to Water	Flow
		+/- 0.1	+/- 0.5	+/- 5 %	+/- 0.2	+/- 5	+/- 10	+/- 0.3	
5/16/2024 9:17 AM	00:00	6.41 pH	19.46 °C	607.47 µS/cm	0.66 mg/L	54.40 NTU	-29.9 mV	24.90 ft	200.00 ml/min
5/16/2024 9:22 AM	05:00	6.40 pH	19.10 °C	610.29 µS/cm	0.90 mg/L	44.50 NTU	-27.9 mV	24.91 ft	200.00 ml/min
5/16/2024 9:27 AM	10:00	6.41 pH	19.07 °C	613.25 µS/cm	0.91 mg/L	28.20 NTU	-26.9 mV	24.93 ft	200.00 ml/min
5/16/2024 9:32 AM	15:00	6.41 pH	19.06 °C	611.66 µS/cm	1.18 mg/L	20.20 NTU	-23.7 mV	24.91 ft	200.00 ml/min
5/16/2024 9:37 AM	20:00	6.42 pH	18.97 °C	613.21 µS/cm	1.22 mg/L	16.10 NTU	-23.0 mV	24.91 ft	200.00 ml/min
5/16/2024 9:42 AM	25:00	6.42 pH	19.10 °C	612.36 µS/cm	1.15 mg/L	14.60 NTU	-23.7 mV	24.91 ft	200.00 ml/min
5/16/2024 9:47 AM	30:00	6.42 pH	19.10 °C	614.95 µS/cm	1.03 mg/L	13.00 NTU	-22.8 mV	24.91 ft	200.00 ml/min
5/16/2024 9:52 AM	35:00	6.43 pH	19.15 °C	616.67 µS/cm	0.97 mg/L	12.70 NTU	-23.4 mV	24.91 ft	200.00 ml/min
5/16/2024 9:57 AM	40:00	6.44 pH	19.12 °C	617.80 µS/cm	0.96 mg/L	7.13 NTU	-25.5 mV	24.91 ft	200.00 ml/min
5/16/2024 10:02 AM	45:00	6.44 pH	19.09 °C	618.77 µS/cm	0.93 mg/L	6.82 NTU	-24.1 mV	24.91 ft	200.00 ml/min
5/16/2024 10:07 AM	50:00	6.45 pH	19.15 °C	618.51 µS/cm	0.94 mg/L	5.84 NTU	-23.8 mV	24.91 ft	200.00 ml/min
5/16/2024 10:12 AM	55:00	6.45 pH	19.26 °C	620.25 µS/cm	0.93 mg/L	5.45 NTU	-24.1 mV	24.91 ft	200.00 ml/min
5/16/2024 10:17 AM	01:00:00	6.46 pH	19.29 °C	621.61 µS/cm	0.81 mg/L	5.28 NTU	-25.1 mV	24.91 ft	200.00 ml/min

5/16/2024 10:22 AM	01:05:00	6.47 pH	19.30 °C	622.51 µS/cm	0.70 mg/L	4.66 NTU	-26.0 mV	24.91 ft	200.00 ml/min
5/16/2024 10:27 AM	01:10:00	6.47 pH	19.10 °C	625.69 µS/cm	0.54 mg/L	4.58 NTU	-29.4 mV	24.91 ft	200.00 ml/min
5/16/2024 10:32 AM	01:15:00	6.49 pH	19.16 °C	626.30 µS/cm	0.51 mg/L	4.10 NTU	-29.0 mV	24.91 ft	200.00 ml/min

Samples

Sample ID:	Description:
HAM-PT-08	Grab.
HAM-PT-08-TS-WG-05162024	Grab.

Low-Flow Test Report:

Test Date / Time: 5/14/2024 9:20:06 AM
Project: Plant Hammond
Operator Name: Jamie Newsome

Location Name: PT-09 **Well Diameter: 2 in** **Casing Type: PVC** **Screen Length: 10 ft** **Top of Screen: 17.15 ft** **Total Depth: 27.15 ft** **Initial Depth to Water: 14.82 ft**	**Pump Type: Peri** **Tubing Type: Poly** **Pump Intake From TOC: 19.15 ft** **Estimated Total Volume Pumped: 16 liter** **Flow Cell Volume: 90 ml** **Final Flow Rate: 200 ml/min** **Final Draw Down: 0.03 ft**	**Instrument Used: Aqua TROLL 400** **Serial Number: 966105**

Test Notes:
Full App. III and IV and Major Ions (no RADs).

Weather Conditions:
Cloudy, 64F

Low-Flow Readings:

Date Time	Elapsed Time	pH	Temperature	Specific Conductivity	RDO Concentration	Turbidity	ORP	Depth to Water	Flow
		+/- 0.1	+/- 0.5	+/- 3 %	+/- 0.2	+/- 5	+/- 10	+/- 0.3	
5/14/2024 9:20 AM	00:00	6.99 pH	17.49 °C	706.91 µS/cm	0.18 mg/L	823.00 NTU	105.6 mV	14.82 ft	200.00 ml/min
5/14/2024 9:25 AM	05:00	7.06 pH	17.45 °C	716.68 µS/cm	0.43 mg/L	40.60 NTU	85.0 mV	14.82 ft	200.00 ml/min
5/14/2024 9:30 AM	10:00	7.16 pH	17.54 °C	711.82 µS/cm	0.09 mg/L	634.00 NTU	65.8 mV	14.82 ft	200.00 ml/min
5/14/2024 9:35 AM	15:00	7.18 pH	17.61 °C	705.63 µS/cm	0.07 mg/L	147.00 NTU	48.7 mV	14.82 ft	200.00 ml/min
5/14/2024 9:40 AM	20:00	7.17 pH	17.63 °C	700.13 µS/cm	0.06 mg/L	150.00 NTU	46.3 mV	14.82 ft	200.00 ml/min
5/14/2024 9:45 AM	25:00	7.17 pH	17.67 °C	693.99 µS/cm	0.05 mg/L	85.90 NTU	54.4 mV	14.82 ft	200.00 ml/min
5/14/2024 9:50 AM	30:00	7.17 pH	17.67 °C	691.39 µS/cm	0.05 mg/L	66.80 NTU	54.7 mV	14.85 ft	200.00 ml/min
5/14/2024 9:55 AM	35:00	7.16 pH	17.69 °C	689.18 µS/cm	0.05 mg/L	39.40 NTU	54.3 mV	14.85 ft	200.00 ml/min
5/14/2024 10:00 AM	40:00	7.16 pH	17.75 °C	686.92 µS/cm	0.05 mg/L	28.50 NTU	54.0 mV	14.85 ft	200.00 ml/min
5/14/2024 10:05 AM	45:00	7.15 pH	17.76 °C	685.36 µS/cm	0.06 mg/L	21.00 NTU	53.5 mV	14.85 ft	200.00 ml/min
5/14/2024 10:10 AM	50:00	7.15 pH	17.76 °C	685.00 µS/cm	0.06 mg/L	12.60 NTU	53.1 mV	14.85 ft	200.00 ml/min
5/14/2024 10:15 AM	55:00	7.15 pH	17.77 °C	684.26 µS/cm	0.06 mg/L	11.50 NTU	52.3 mV	14.85 ft	200.00 ml/min
5/14/2024 10:20 AM	01:00:00	7.15 pH	17.76 °C	683.86 µS/cm	0.07 mg/L	11.60 NTU	51.6 mV	14.85 ft	200.00 ml/min

5/14/2024 10:25 AM	01:05:00	7.16 pH	17.77 °C	684.36 µS/cm	0.05 mg/L	7.81 NTU	51.0 mV	14.85 ft	200.00 ml/min
5/14/2024 10:30 AM	01:10:00	7.16 pH	17.75 °C	682.89 µS/cm	0.05 mg/L	6.15 NTU	50.4 mV	14.85 ft	200.00 ml/min
5/14/2024 10:35 AM	01:15:00	7.16 pH	17.76 °C	681.69 µS/cm	0.04 mg/L	4.98 NTU	49.9 mV	14.85 ft	200.00 ml/min

Samples

Sample ID:	Description:
HAM-PT-09	Grab.

Low-Flow Test Report:

Test Date / Time: 5/15/2024 10:12:45 AM
Project: Plant Hammond
Operator Name: Anthony Szwast

Location Name: PT-10 **Well Diameter: 2 in** **Casing Type: PVC** **Screen Length: 10 ft** **Top of Screen: 20.45 ft** **Total Depth: 30.45 ft** **Initial Depth to Water: 15.11 ft**	**Pump Type: Peri** **Tubing Type: Poly** **Pump Intake From TOC: 25.45 ft** **Estimated Total Volume Pumped: 20 liter** **Flow Cell Volume: 90 ml** **Final Flow Rate: 200 ml/min** **Final Draw Down: 0.05 ft**	**Instrument Used: Aqua TROLL 400** **Serial Number: 850751**

Test Notes:
Full App. III and IV and Major Ions (no RADs).
Total Fe = 0 mg/L.
Fe2+ = 0 mg/L.

Weather Conditions:
Cloudy, 67 deg. F.

Low-Flow Readings:

Date Time	Elapsed Time	pH	Temperature	Specific Conductivity	RDO Concentration	Turbidity	ORP	Depth to Water	Flow
		+/- 0.1	+/- 0.5	+/- 5 %	+/- 0.2	+/- 5	+/- 10	+/- 0.3	
5/15/2024 10:12 AM	00:00	6.88 pH	19.14 °C	744.43 µS/cm	0.41 mg/L	65.60 NTU	-23.7 mV	15.14 ft	200.00 ml/min
5/15/2024 10:17 AM	05:00	6.90 pH	18.86 °C	738.89 µS/cm	0.38 mg/L	72.30 NTU	-12.8 mV	15.14 ft	200.00 ml/min
5/15/2024 10:22 AM	10:00	6.86 pH	18.82 °C	728.49 µS/cm	0.38 mg/L	55.40 NTU	-5.8 mV	15.14 ft	200.00 ml/min
5/15/2024 10:27 AM	15:00	6.89 pH	18.79 °C	713.40 µS/cm	0.34 mg/L	50.40 NTU	4.9 mV	15.14 ft	200.00 ml/min
5/15/2024 10:32 AM	20:00	6.87 pH	18.76 °C	716.36 µS/cm	0.35 mg/L	35.20 NTU	6.4 mV	15.14 ft	200.00 ml/min
5/15/2024 10:37 AM	25:00	6.92 pH	18.98 °C	714.92 µS/cm	0.36 mg/L	32.00 NTU	10.5 mV	15.14 ft	200.00 ml/min
5/15/2024 10:42 AM	30:00	6.91 pH	18.99 °C	721.19 µS/cm	0.34 mg/L	25.70 NTU	8.1 mV	15.15 ft	200.00 ml/min
5/15/2024 10:47 AM	35:00	6.88 pH	19.08 °C	719.67 µS/cm	0.31 mg/L	22.90 NTU	9.9 mV	15.15 ft	200.00 ml/min
5/15/2024 10:52 AM	40:00	6.92 pH	19.06 °C	716.50 µS/cm	0.34 mg/L	19.30 NTU	11.9 mV	15.15 ft	200.00 ml/min
5/15/2024 10:57 AM	45:00	6.89 pH	19.05 °C	716.11 µS/cm	0.33 mg/L	16.00 NTU	12.2 mV	15.15 ft	200.00 ml/min
5/15/2024 11:02 AM	50:00	6.92 pH	19.51 °C	719.47 µS/cm	0.33 mg/L	12.70 NTU	10.8 mV	15.15 ft	200.00 ml/min
5/15/2024 11:07 AM	55:00	6.92 pH	19.28 °C	715.52 µS/cm	0.37 mg/L	12.84 NTU	12.5 mV	15.15 ft	200.00 ml/min
5/15/2024 11:12 AM	01:00:00	6.91 pH	19.68 °C	713.72 µS/cm	0.33 mg/L	10.77 NTU	14.3 mV	15.15 ft	200.00 ml/min

5/15/2024 11:17 AM	01:05:00	6.90 pH	19.82 °C	716.90 µS/cm	0.32 mg/L	9.98 NTU	11.8 mV	15.15 ft	200.00 ml/min
5/15/2024 11:22 AM	01:10:00	6.91 pH	19.77 °C	709.96 µS/cm	0.30 mg/L	8.56 NTU	16.1 mV	15.16 ft	200.00 ml/min
5/15/2024 11:27 AM	01:15:00	6.91 pH	20.03 °C	712.22 µS/cm	0.28 mg/L	7.72 NTU	16.1 mV	15.16 ft	200.00 ml/min
5/15/2024 11:32 AM	01:20:00	6.92 pH	20.09 °C	712.26 µS/cm	0.28 mg/L	6.32 NTU	14.0 mV	15.16 ft	200.00 ml/min
5/15/2024 11:37 AM	01:25:00	6.93 pH	19.90 °C	717.20 µS/cm	0.28 mg/L	6.86 NTU	14.2 mV	15.16 ft	200.00 ml/min
5/15/2024 11:42 AM	01:30:00	6.92 pH	20.22 °C	709.75 µS/cm	0.25 mg/L	3.57 NTU	17.3 mV	15.16 ft	200.00 ml/min
5/15/2024 11:47 AM	01:35:00	6.92 pH	20.00 °C	707.36 µS/cm	0.25 mg/L	4.92 NTU	20.1 mV	15.16 ft	200.00 ml/min

Samples

Sample ID:	Description:
HAM-PT-10	Grab.
HAM-AP1-FD-01	Grab.

Low-Flow Test Report:

Test Date / Time: 5/14/2024 2:45:08 PM
Project: Plant Hammond
Operator Name: Jamie Newsome

Location Name: PT-11 **Well Diameter: 2 in** **Casing Type: PVC** **Screen Length: 10 ft** **Top of Screen: 17 ft** **Total Depth: 27 ft** **Initial Depth to Water: 11.37 ft**	**Pump Type: Peri** **Tubing Type: Poly** **Pump Intake From TOC: 22 ft** **Estimated Total Volume Pumped: 7 liter** **Flow Cell Volume: 90 ml** **Final Flow Rate: 200 ml/min** **Final Draw Down: 0.03 ft**	**Instrument Used: Aqua TROLL 400** **Serial Number: 966105**

Test Notes:
Full App. III and IV and Major Ions (no RADs).

Weather Conditions:
Light rain, 70F.

Low-Flow Readings:

Date Time	Elapsed Time	pH	Temperature	Specific Conductivity	RDO Concentration	Turbidity	ORP	Depth to Water	Flow
		+/- 0.1	+/- 0.5	+/- 3 %	+/- 0.2	+/- 5	+/- 10	+/- 0.3	
5/14/2024 2:45 PM	00:00	7.02 pH	18.01 °C	675.49 µS/cm	0.18 mg/L	4.88 NTU	45.5 mV	11.37 ft	200.00 ml/min
5/14/2024 2:50 PM	05:00	6.98 pH	17.98 °C	675.33 µS/cm	0.12 mg/L	1.54 NTU	35.9 mV	11.37 ft	200.00 ml/min
5/14/2024 2:55 PM	10:00	6.97 pH	17.96 °C	678.01 µS/cm	0.10 mg/L	1.27 NTU	32.2 mV	11.37 ft	200.00 ml/min
5/14/2024 3:00 PM	15:00	6.97 pH	17.85 °C	677.20 µS/cm	0.09 mg/L	1.10 NTU	30.6 mV	11.37 ft	200.00 ml/min
5/14/2024 3:05 PM	20:00	6.97 pH	17.94 °C	676.22 µS/cm	0.08 mg/L	1.02 NTU	29.6 mV	11.40 ft	200.00 ml/min
5/14/2024 3:10 PM	25:00	6.98 pH	18.00 °C	673.82 µS/cm	0.09 mg/L	1.15 NTU	27.1 mV	11.40 ft	200.00 ml/min
5/14/2024 3:15 PM	30:00	6.98 pH	18.11 °C	676.01 µS/cm	0.07 mg/L	1.43 NTU	28.7 mV	11.40 ft	200.00 ml/min

Samples

Sample ID:	Description:
HAM-PT-11	Grab.

Low-Flow Test Report:

Test Date / Time: 5/14/2024 11:30:05 AM
Project: Plant Hammond
Operator Name: Jamie Newsome

Location Name: PT-12 **Well Diameter: 2 in** **Casing Type: PVC** **Screen Length: 10 ft** **Top of Screen: 17 ft** **Total Depth: 27 ft** **Initial Depth to Water: 11.25 ft**	**Pump Type: Peri** **Tubing Type: Poly** **Pump Intake From TOC: 22 ft** **Estimated Total Volume Pumped: 5.5 liter** **Flow Cell Volume: 90 ml** **Final Flow Rate: 100 ml/min** **Final Draw Down: 0 ft**	**Instrument Used: Aqua TROLL 400** **Serial Number: 966105**

Test Notes:
Full App. III and IV and Major Ions (no RADs).

Weather Conditions:
Cloudy, 65F

Low-Flow Readings:

Date Time	Elapsed Time	pH	Temperature	Specific Conductivity	RDO Concentration	Turbidity	ORP	Depth to Water	Flow
		+/- 0.1	+/- 0.5	+/- 3 %	+/- 0.2	+/- 5	+/- 10	+/- 0.3	
5/14/2024 11:30 AM	00:00	6.58 pH	17.76 °C	679.33 µS/cm	0.20 mg/L	6.24 NTU	61.4 mV	11.25 ft	200.00 ml/min
5/14/2024 11:35 AM	05:00	6.57 pH	17.95 °C	689.70 µS/cm	0.21 mg/L	6.40 NTU	49.5 mV	11.25 ft	200.00 ml/min
5/14/2024 11:40 AM	10:00	6.57 pH	18.08 °C	689.22 µS/cm	0.19 mg/L	5.87 NTU	59.3 mV	11.25 ft	200.00 ml/min
5/14/2024 11:45 AM	15:00	6.57 pH	18.30 °C	688.05 µS/cm	0.22 mg/L	4.72 NTU	59.4 mV	11.25 ft	200.00 ml/min
5/14/2024 11:50 AM	20:00	6.57 pH	18.43 °C	688.65 µS/cm	0.22 mg/L	5.20 NTU	59.0 mV	11.25 ft	100.00 ml/min
5/14/2024 11:55 AM	25:00	6.58 pH	18.66 °C	687.32 µS/cm	0.27 mg/L	4.84 NTU	58.7 mV	11.25 ft	100.00 ml/min
5/14/2024 12:00 PM	30:00	6.58 pH	18.81 °C	685.68 µS/cm	0.32 mg/L	4.71 NTU	58.8 mV	11.25 ft	100.00 ml/min

Samples

Sample ID:	Description:
HAM-PT-12	Grab.

Low-Flow Test Report:

Test Date / Time: 5/15/2024 5:25:06 PM
Project: Plant Hammond
Operator Name: Jamie Newsome

Location Name: PT-13 **Well Diameter: 2 in** **Casing Type: PVC** **Screen Length: 10 ft** **Top of Screen: 35 ft** **Total Depth: 45 ft** **Initial Depth to Water: 24.57 ft**	**Pump Type: Bladder** **Tubing Type: Poly** **Pump Intake From TOC: 40 ft** **Estimated Total Volume Pumped: 8.2 liter** **Flow Cell Volume: 90 ml** **Final Flow Rate: 100 ml/min** **Final Draw Down: 0.04 ft**	**Instrument Used: Aqua TROLL 400** **Serial Number: 966105**

Test Notes:
Full App. III and IV and Major Ions (no RADs).
Fe2+ = 2.5 mg/L.

Weather Conditions:
Partly cloudy, 75F.

Low-Flow Readings:

Date Time	Elapsed Time	pH	Temperature	Specific Conductivity	RDO Concentration	Turbidity	ORP	Depth to Water	Flow
		+/- 0.1	+/- 0.5	+/- 3 %	+/- 0.2	+/- 5	+/- 10	+/- 0.3	
5/15/2024 5:25 PM	00:00	6.90 pH	19.68 °C	677.73 µS/cm	0.88 mg/L	11.20 NTU	-90.6 mV	24.57 ft	100.00 ml/min
5/15/2024 5:30 PM	05:00	6.93 pH	19.23 °C	680.71 µS/cm	1.02 mg/L	9.34 NTU	-99.0 mV	24.57 ft	100.00 ml/min
5/15/2024 5:35 PM	10:00	6.94 pH	19.10 °C	681.15 µS/cm	1.21 mg/L	7.75 NTU	-97.5 mV	24.57 ft	100.00 ml/min
5/15/2024 5:40 PM	15:00	6.93 pH	19.10 °C	681.34 µS/cm	1.20 mg/L	7.13 NTU	-99.3 mV	24.57 ft	100.00 ml/min
5/15/2024 5:45 PM	20:00	6.93 pH	18.94 °C	681.37 µS/cm	1.35 mg/L	13.62 NTU	-95.9 mV	24.57 ft	100.00 ml/min
5/15/2024 5:50 PM	25:00	6.93 pH	18.83 °C	683.12 µS/cm	1.15 mg/L	12.36 NTU	-96.7 mV	24.57 ft	100.00 ml/min
5/15/2024 5:55 PM	30:00	6.94 pH	18.78 °C	682.89 µS/cm	1.01 mg/L	9.89 NTU	-100.1 mV	24.57 ft	100.00 ml/min
5/15/2024 6:00 PM	35:00	6.94 pH	18.79 °C	682.69 µS/cm	1.10 mg/L	8.97 NTU	-99.3 mV	24.57 ft	100.00 ml/min
5/15/2024 6:05 PM	40:00	6.93 pH	18.97 °C	682.73 µS/cm	1.12 mg/L	8.12 NTU	-99.2 mV	24.57 ft	100.00 ml/min
5/15/2024 6:10 PM	45:00	6.93 pH	19.07 °C	682.16 µS/cm	1.04 mg/L	7.17 NTU	-99.9 mV	24.61 ft	100.00 ml/min
5/15/2024 6:15 PM	50:00	6.93 pH	19.12 °C	681.98 µS/cm	1.08 mg/L	6.67 NTU	-99.6 mV	24.61 ft	100.00 ml/min
5/15/2024 6:20 PM	55:00	6.93 pH	18.91 °C	682.48 µS/cm	1.10 mg/L	6.27 NTU	-96.8 mV	24.61 ft	100.00 ml/min
5/15/2024 6:25 PM	01:00:00	6.93 pH	18.74 °C	682.62 µS/cm	1.29 mg/L	6.95 NTU	-95.4 mV	24.61 ft	100.00 ml/min

5/15/2024 6:30 PM	01:05:00	6.93 pH	18.74 °C	682.98 µS/cm	1.03 mg/L	6.16 NTU	-96.6 mV	24.61 ft	100.00 ml/min
5/15/2024 6:35 PM	01:10:00	6.93 pH	18.65 °C	683.56 µS/cm	0.97 mg/L	5.40 NTU	-99.2 mV	24.61 ft	100.00 ml/min
5/15/2024 6:40 PM	01:15:00	6.93 pH	18.64 °C	683.83 µS/cm	1.10 mg/L	4.82 NTU	-98.3 mV	24.61 ft	100.00 ml/min

Samples

Sample ID:	Description:
HAM-PT-13	Grab.

Created using VuSitu from In-Situ, Inc.

Low-Flow Test Report:

Test Date / Time: 5/15/2024 5:02:23 PM
Project: Plant Hammond
Operator Name: Anthony Szwast

Location Name: PT-14 **Well Diameter: 2 in** **Casing Type: PVC** **Screen Length: 10 ft** **Top of Screen: 35 ft** **Total Depth: 45 ft** **Initial Depth to Water: 24.48 ft**	**Pump Type: Bladder** **Tubing Type: Poly** **Pump Intake From TOC: 40 ft** **Estimated Total Volume Pumped: 15.4 liter** **Flow Cell Volume: 90 ml** **Final Flow Rate: 200 ml/min** **Final Draw Down: 0.05 ft**	**Instrument Used: Aqua TROLL 400** **Serial Number: 850751**

Test Notes:
Full App. III and IV and Major Ions (no RADs).
Fe2+ = 3.0 mg/L.

Weather Conditions:
Sunny, 70 deg. F.

Low-Flow Readings:

Date Time	Elapsed Time	pH	Temperature	Specific Conductivity	RDO Concentration	Turbidity	ORP	Depth to Water	Flow
		+/- 0.1	+/- 0.5	+/- 5 %	+/- 0.2	+/- 5	+/- 10	+/- 0.3	
5/15/2024 5:02 PM	00:00	6.63 pH	21.21 °C	654.87 µS/cm	0.86 mg/L	93.20 NTU	-126.0 mV	24.49 ft	100.00 ml/min
5/15/2024 5:07 PM	05:00	6.71 pH	19.85 °C	665.04 µS/cm	0.48 mg/L	89.10 NTU	-127.2 mV	24.49 ft	100.00 ml/min
5/15/2024 5:12 PM	10:00	6.73 pH	19.06 °C	667.24 µS/cm	0.33 mg/L	69.30 NTU	-126.1 mV	24.51 ft	200.00 ml/min
5/15/2024 5:17 PM	15:00	6.75 pH	19.28 °C	664.55 µS/cm	0.23 mg/L	44.50 NTU	-120.4 mV	24.51 ft	200.00 ml/min
5/15/2024 5:22 PM	20:00	6.75 pH	19.00 °C	667.67 µS/cm	0.18 mg/L	30.90 NTU	-119.3 mV	24.51 ft	200.00 ml/min
5/15/2024 5:27 PM	25:00	6.76 pH	18.88 °C	668.74 µS/cm	0.15 mg/L	20.40 NTU	-118.2 mV	24.52 ft	200.00 ml/min
5/15/2024 5:32 PM	30:00	6.85 pH	19.53 °C	0.72 µS/cm	5.30 mg/L	16.20 NTU	-62.3 mV	24.52 ft	200.00 ml/min
5/15/2024 5:37 PM	35:00	6.74 pH	18.97 °C	670.06 µS/cm	0.30 mg/L	96.20 NTU	-106.1 mV	24.52 ft	200.00 ml/min
5/15/2024 5:42 PM	40:00	6.76 pH	18.88 °C	671.64 µS/cm	0.15 mg/L	57.80 NTU	-109.6 mV	24.52 ft	200.00 ml/min
5/15/2024 5:47 PM	45:00	6.76 pH	18.84 °C	670.94 µS/cm	0.12 mg/L	35.70 NTU	-111.0 mV	24.52 ft	200.00 ml/min
5/15/2024 5:52 PM	50:00	6.77 pH	18.78 °C	671.50 µS/cm	0.10 mg/L	21.40 NTU	-111.7 mV	24.53 ft	200.00 ml/min
5/15/2024 5:57 PM	55:00	6.77 pH	18.72 °C	671.66 µS/cm	0.09 mg/L	18.90 NTU	-111.6 mV	24.51 ft	200.00 ml/min
5/15/2024 6:02 PM	01:00:00	6.77 pH	18.77 °C	671.48 µS/cm	0.08 mg/L	11.90 NTU	-111.5 mV	24.53 ft	200.00 ml/min

5/15/2024 6:07 PM	01:05:00	6.78 pH	18.88 °C	670.46 µS/cm	0.07 mg/L	9.45 NTU	-111.1 mV	24.53 ft	200.00 ml/min
5/15/2024 6:12 PM	01:10:00	6.78 pH	19.10 °C	668.71 µS/cm	0.06 mg/L	7.68 NTU	-110.7 mV	24.53 ft	200.00 ml/min
5/15/2024 6:17 PM	01:15:00	6.78 pH	18.88 °C	671.20 µS/cm	0.06 mg/L	5.68 NTU	-110.1 mV	24.53 ft	200.00 ml/min
5/15/2024 6:22 PM	01:20:00	6.78 pH	18.75 °C	671.71 µS/cm	0.05 mg/L	4.99 NTU	-110.0 mV	24.53 ft	200.00 ml/min

Samples

Sample ID:	Description:
HAM-PT-14	Grab.

Low-Flow Test Report:

Test Date / Time: 5/15/2024 3:35:08 PM
Project: Plant Hammond
Operator Name: Jamie Newsome

Location Name: PT-15 **Well Diameter: 2 in** **Casing Type: PVC** **Screen Length: 10 ft** **Top of Screen: 35 ft** **Total Depth: 45 ft** **Initial Depth to Water: 24.42 ft**	**Pump Type: Bladder** **Tubing Type: Poly** **Pump Intake From TOC: 40 ft** **Estimated Total Volume Pumped: 4 liter** **Flow Cell Volume: 90 ml** **Final Flow Rate: 100 ml/min** **Final Draw Down: 0.03 ft**	**Instrument Used: Aqua TROLL 400** **Serial Number: 966105**

Test Notes:
Full App. III and IV and Major Ions (no RADs).
Fe 2+ = 2.5 mg/L.

Weather Conditions:
Partly cloudy, 75F.

Low-Flow Readings:

Date Time	Elapsed Time	pH	Temperature	Specific Conductivity	RDO Concentration	Turbidity	ORP	Depth to Water	Flow
		+/- 0.1	+/- 0.5	+/- 3 %	+/- 0.2	+/- 5	+/- 10	+/- 0.3	
5/15/2024 3:35 PM	00:00	7.00 pH	19.78 °C	776.12 µS/cm	0.19 mg/L	1.38 NTU	-123.5 mV	24.42 ft	100.00 ml/min
5/15/2024 3:40 PM	05:00	7.00 pH	19.63 °C	779.55 µS/cm	0.18 mg/L	0.69 NTU	-125.7 mV	24.42 ft	100.00 ml/min
5/15/2024 3:45 PM	10:00	6.99 pH	20.21 °C	789.34 µS/cm	0.17 mg/L	0.28 NTU	-125.6 mV	24.42 ft	100.00 ml/min
5/15/2024 3:50 PM	15:00	7.00 pH	20.44 °C	839.74 µS/cm	0.14 mg/L	1.61 NTU	-122.9 mV	24.42 ft	100.00 ml/min
5/15/2024 3:55 PM	20:00	7.01 pH	20.04 °C	849.30 µS/cm	0.12 mg/L	1.83 NTU	-120.1 mV	24.42 ft	100.00 ml/min
5/15/2024 4:00 PM	25:00	7.01 pH	20.21 °C	859.17 µS/cm	0.11 mg/L	0.93 NTU	-118.7 mV	24.45 ft	100.00 ml/min
5/15/2024 4:05 PM	30:00	7.01 pH	20.45 °C	863.09 µS/cm	0.10 mg/L	0.77 NTU	-118.3 mV	24.45 ft	100.00 ml/min

Samples

Sample ID:	Description:
HAM-PT-15	Grab.

Created using VuSitu from In-Situ, Inc.

Low-Flow Test Report:

Test Date / Time: 5/29/2024 12:44:33 PM
Project: Plant Hammond
Operator Name: Zain Webb

Location Name: AS-01 **Well Diameter: 2 in** **Casing Type: PVC** **Screen Length: 10 ft** **Top of Screen: 17 ft** **Total Depth: 27 ft** **Initial Depth to Water: 11.38 ft**	**Pump Type: Peristaltic** **Tubing Type: Polyethylene** **Pump Intake From TOC: 22 ft** **Estimated Total Volume Pumped: 14.25 liter** **Flow Cell Volume: 90 ml** **Final Flow Rate: 150 ml/min** **Final Draw Down: 0.11 ft**	**Instrument Used: Aqua TROLL 400** **Serial Number: 965586**

Test Notes:
Appendix III and IV and Major Ions (no RADs).
Fe2+ = 0 mg/L.
Fe = 0 mg/L.

Weather Conditions:
Sunny, 80 degrees F.

Low-Flow Readings:

Date Time	Elapsed Time	pH	Temperature	Specific Conductivity	RDO Concentration	Turbidity	ORP	Depth to Water	Flow
		+/- 0.1	+/- 0.5	+/- 5 %	+/- 0.2	+/- 5	+/- 10	+/- 0.3	
5/29/2024 12:44 PM	00:00	7.53 pH	20.88 °C	840.04 µS/cm	2.98 mg/L	2.99 NTU	-77.5 mV	11.38 ft	150.00 ml/min
5/29/2024 12:49 PM	05:00	7.54 pH	19.80 °C	863.27 µS/cm	0.91 mg/L	2.57 NTU	-57.4 mV	11.47 ft	150.00 ml/min
5/29/2024 12:54 PM	10:00	7.52 pH	19.85 °C	854.17 µS/cm	1.57 mg/L	2.12 NTU	-59.5 mV	11.48 ft	150.00 ml/min
5/29/2024 12:59 PM	15:00	7.49 pH	19.76 °C	865.61 µS/cm	1.23 mg/L	1.73 NTU	-83.2 mV	11.49 ft	150.00 ml/min
5/29/2024 1:04 PM	20:00	7.46 pH	19.86 °C	872.27 µS/cm	1.14 mg/L	1.07 NTU	-49.7 mV	11.49 ft	150.00 ml/min
5/29/2024 1:09 PM	25:00	7.45 pH	19.91 °C	872.76 µS/cm	2.09 mg/L	0.99 NTU	-76.1 mV	11.49 ft	150.00 ml/min
5/29/2024 1:14 PM	30:00	7.42 pH	19.99 °C	870.17 µS/cm	0.44 mg/L	0.76 NTU	-44.0 mV	11.49 ft	150.00 ml/min
5/29/2024 1:19 PM	35:00	7.41 pH	20.03 °C	884.25 µS/cm	0.47 mg/L	0.40 NTU	-44.2 mV	11.49 ft	150.00 ml/min
5/29/2024 1:24 PM	40:00	7.40 pH	19.96 °C	866.45 µS/cm	2.21 mg/L	0.43 NTU	-41.6 mV	11.49 ft	150.00 ml/min
5/29/2024 1:29 PM	45:00	7.40 pH	20.01 °C	880.70 µS/cm	0.57 mg/L	0.50 NTU	-39.8 mV	11.49 ft	150.00 ml/min
5/29/2024 1:34 PM	50:00	7.38 pH	20.13 °C	875.48 µS/cm	1.63 mg/L	0.87 NTU	-37.9 mV	11.49 ft	150.00 ml/min
5/29/2024 1:39 PM	55:00	7.37 pH	20.21 °C	865.85 µS/cm	0.38 mg/L	0.44 NTU	-35.9 mV	11.49 ft	150.00 ml/min
5/29/2024 1:44 PM	01:00:00	7.37 pH	19.90 °C	868.81 µS/cm	0.48 mg/L	0.48 NTU	-33.5 mV	11.49 ft	150.00 ml/min

5/29/2024 1:47 PM	01:02:29	7.37 pH	20.03 °C	818.62 µS/cm	0.50 mg/L	0.48 NTU	-32.7 mV	11.49 ft	150.00 ml/min
5/29/2024 1:52 PM	01:07:29	7.36 pH	20.03 °C	875.39 µS/cm	0.53 mg/L	0.17 NTU	-30.6 mV	11.49 ft	150.00 ml/min
5/29/2024 1:54 PM	01:10:21	7.35 pH	20.21 °C	795.78 µS/cm	0.49 mg/L	0.28 NTU	-29.2 mV	11.49 ft	150.00 ml/min
5/29/2024 1:59 PM	01:15:21	7.35 pH	20.22 °C	833.20 µS/cm	0.54 mg/L	0.30 NTU	-29.8 mV	11.49 ft	150.00 ml/min
5/29/2024 2:04 PM	01:20:21	7.35 pH	20.11 °C	848.09 µS/cm	0.68 mg/L	0.11 NTU	-28.7 mV	11.49 ft	150.00 ml/min
5/29/2024 2:09 PM	01:25:21	7.36 pH	20.17 °C	864.90 µS/cm	0.61 mg/L	0.56 NTU	-26.7 mV	11.49 ft	150.00 ml/min

Samples

Sample ID:	Description:
HAM-AS-01	Grab.

Low-Flow Test Report:

Test Date / Time: 5/30/2024 9:07:43 AM
Project: Plant Hammond
Operator Name: Zain Webb

Location Name: PT-09 **Well Diameter: 2 in** **Casing Type: PVC** **Screen Length: 10 ft** **Top of Screen: 20.47 ft** **Total Depth: 30.47 ft** **Initial Depth to Water: 14.94 ft**	**Pump Type: Peristaltic** **Tubing Type: Polyethylene** **Pump Intake From TOC: 25.47 ft** **Estimated Total Volume Pumped: 24.75 liter** **Flow Cell Volume: 90 ml** **Final Flow Rate: 150 ml/min** **Final Draw Down: 0.01 ft**	**Instrument Used: Aqua TROLL 400** **Serial Number: 965586**

Test Notes:
Appendix III and IV, Major Ions, and Treatability Study Sample (no RADs).
Fe2+ = 0 mg/L.
Fe = 0 mg/L.

Weather Conditions:
Sunny, 75 degrees F.

Low-Flow Readings:

Date Time	Elapsed Time	pH	Temperature	Specific Conductivity	RDO Concentration	Turbidity	ORP	Depth to Water	Flow
		+/- 0.1	+/- 0.5	+/- 5 %	+/- 0.2	+/- 5	+/- 10	+/- 0.3	
5/30/2024 9:07 AM	00:00	6.83 pH	18.39 °C	688.12 µS/cm	0.22 mg/L	++++	47.0 mV	14.94 ft	150.00 ml/min
5/30/2024 9:12 AM	05:00	6.84 pH	18.47 °C	760.88 µS/cm	0.14 mg/L	++++	66.3 mV	14.95 ft	150.00 ml/min
5/30/2024 9:17 AM	10:00	6.86 pH	18.61 °C	742.55 µS/cm	0.12 mg/L	++++	60.1 mV	14.95 ft	150.00 ml/min
5/30/2024 9:22 AM	15:00	6.87 pH	18.72 °C	747.90 µS/cm	0.10 mg/L	++++	76.1 mV	14.95 ft	150.00 ml/min
5/30/2024 9:27 AM	20:00	6.88 pH	18.78 °C	730.72 µS/cm	0.09 mg/L	++++	65.2 mV	14.95 ft	150.00 ml/min
5/30/2024 9:32 AM	25:00	6.89 pH	18.88 °C	735.76 µS/cm	0.09 mg/L	++++	82.7 mV	14.95 ft	150.00 ml/min
5/30/2024 9:37 AM	30:00	6.91 pH	18.99 °C	727.93 µS/cm	0.08 mg/L	++++	70.3 mV	14.95 ft	150.00 ml/min
5/30/2024 9:42 AM	35:00	6.91 pH	19.14 °C	729.82 µS/cm	0.07 mg/L	++++	91.2 mV	14.95 ft	150.00 ml/min
5/30/2024 9:47 AM	40:00	6.91 pH	19.23 °C	716.96 µS/cm	0.07 mg/L	99.40 NTU	77.0 mV	14.95 ft	150.00 ml/min
5/30/2024 9:52 AM	45:00	6.92 pH	19.19 °C	722.21 µS/cm	0.07 mg/L	82.60 NTU	99.4 mV	14.95 ft	150.00 ml/min
5/30/2024 9:57 AM	50:00	6.92 pH	19.23 °C	723.97 µS/cm	0.07 mg/L	80.60 NTU	80.6 mV	14.95 ft	150.00 ml/min
5/30/2024 10:02 AM	55:00	6.93 pH	19.25 °C	723.61 µS/cm	0.07 mg/L	68.90 NTU	102.3 mV	14.95 ft	150.00 ml/min
5/30/2024 10:07 AM	01:00:00	6.94 pH	19.44 °C	719.47 µS/cm	0.08 mg/L	66.00 NTU	82.5 mV	14.95 ft	150.00 ml/min

5/30/2024 10:12 AM	01:05:00	6.95 pH	19.41 °C	717.41 µS/cm	0.08 mg/L	54.90 NTU	105.8 mV	14.95 ft	150.00 ml/min
5/30/2024 10:17 AM	01:10:00	6.97 pH	19.41 °C	712.56 µS/cm	0.08 mg/L	43.60 NTU	83.8 mV	14.95 ft	150.00 ml/min
5/30/2024 10:22 AM	01:15:00	6.97 pH	19.35 °C	716.02 µS/cm	0.07 mg/L	37.50 NTU	79.8 mV	14.95 ft	150.00 ml/min
5/30/2024 10:27 AM	01:20:00	6.99 pH	19.41 °C	715.33 µS/cm	0.07 mg/L	31.30 NTU	103.2 mV	14.95 ft	150.00 ml/min
5/30/2024 10:32 AM	01:25:00	6.97 pH	19.46 °C	712.25 µS/cm	0.07 mg/L	28.20 NTU	82.3 mV	14.95 ft	150.00 ml/min
5/30/2024 10:37 AM	01:30:00	6.97 pH	19.39 °C	718.79 µS/cm	0.07 mg/L	25.50 NTU	102.1 mV	14.95 ft	150.00 ml/min
5/30/2024 10:42 AM	01:35:00	6.99 pH	19.45 °C	715.90 µS/cm	0.06 mg/L	22.50 NTU	105.8 mV	14.95 ft	150.00 ml/min
5/30/2024 10:47 AM	01:40:00	6.98 pH	19.46 °C	711.90 µS/cm	0.06 mg/L	20.60 NTU	80.9 mV	14.95 ft	150.00 ml/min
5/30/2024 10:52 AM	01:45:00	7.00 pH	19.44 °C	712.95 µS/cm	0.06 mg/L	19.30 NTU	101.1 mV	14.95 ft	150.00 ml/min
5/30/2024 10:57 AM	01:50:00	7.02 pH	19.46 °C	707.88 µS/cm	0.06 mg/L	16.70 NTU	79.5 mV	14.95 ft	150.00 ml/min
5/30/2024 11:02 AM	01:55:00	7.02 pH	19.35 °C	713.67 µS/cm	0.06 mg/L	13.40 NTU	76.7 mV	14.95 ft	150.00 ml/min
5/30/2024 11:07 AM	02:00:00	7.04 pH	19.45 °C	712.10 µS/cm	0.06 mg/L	12.90 NTU	100.6 mV	14.95 ft	150.00 ml/min
5/30/2024 11:12 AM	02:05:00	7.04 pH	19.43 °C	705.54 µS/cm	0.05 mg/L	10.33 NTU	81.4 mV	14.95 ft	150.00 ml/min
5/30/2024 11:17 AM	02:10:00	7.05 pH	19.48 °C	708.45 µS/cm	0.05 mg/L	9.76 NTU	78.9 mV	14.95 ft	150.00 ml/min
5/30/2024 11:22 AM	02:15:00	7.04 pH	19.50 °C	711.64 µS/cm	0.05 mg/L	7.94 NTU	102.9 mV	14.95 ft	150.00 ml/min
5/30/2024 11:27 AM	02:20:00	7.06 pH	19.50 °C	705.54 µS/cm	0.05 mg/L	6.92 NTU	81.5 mV	14.95 ft	150.00 ml/min
5/30/2024 11:32 AM	02:25:00	7.07 pH	19.47 °C	706.63 µS/cm	0.05 mg/L	6.48 NTU	103.6 mV	14.95 ft	150.00 ml/min
5/30/2024 11:37 AM	02:30:00	7.05 pH	19.49 °C	702.56 µS/cm	0.05 mg/L	6.24 NTU	82.7 mV	14.95 ft	150.00 ml/min
5/30/2024 11:42 AM	02:35:00	7.05 pH	19.58 °C	707.31 µS/cm	0.05 mg/L	5.41 NTU	106.4 mV	14.95 ft	150.00 ml/min
5/30/2024 11:47 AM	02:40:00	7.06 pH	19.69 °C	703.83 µS/cm	0.05 mg/L	4.71 NTU	83.4 mV	14.95 ft	150.00 ml/min

Samples

Sample ID:	Description:
HAM-PT-09	Grab.
HAM-AP1-FD-01	Grab.
HAM-PT-09-TS-WG-05302024	Grab.

Low-Flow Test Report:

Test Date / Time: 5/30/2024 2:05:29 PM
Project: Plant Hammond
Operator Name: Zain Webb

Location Name: PT-10 **Well Diameter: 2 in** **Casing Type: PVC** **Screen Length: 10 ft** **Top of Screen: 20.45 ft** **Total Depth: 30.45 ft** **Initial Depth to Water: 14.98 ft**	**Pump Type: Peristaltic** **Tubing Type: Polyethylene** **Pump Intake From TOC: 25.45 ft** **Estimated Total Volume Pumped: 5.25 liter** **Flow Cell Volume: 90 ml** **Final Flow Rate: 150 ml/min** **Final Draw Down: 0.1 ft**	**Instrument Used: Aqua TROLL 400** **Serial Number: 965586**

Test Notes:
Appendix III and IV, Major Ions, and Treatability Study Sample (no RADs).
Fe2+ = 0 mg/L.
Fe = 0 mg/L.

Weather Conditions:
Sunny, 80 degrees F.

Low-Flow Readings:

Date Time	Elapsed Time	pH	Temperature	Specific Conductivity	RDO Concentration	Turbidity	ORP	Depth to Water	Flow
		+/- 0.1	+/- 0.5	+/- 5 %	+/- 0.2	+/- 5	+/- 10	+/- 0.3	
5/30/2024 2:05 PM	00:00	6.75 pH	20.31 °C	641.23 µS/cm	0.51 mg/L	16.10 NTU	33.4 mV	14.98 ft	150.00 ml/min
5/30/2024 2:10 PM	05:00	6.87 pH	20.03 °C	691.81 µS/cm	0.51 mg/L	8.38 NTU	15.2 mV	15.08 ft	150.00 ml/min
5/30/2024 2:15 PM	10:00	6.96 pH	20.24 °C	710.77 µS/cm	0.53 mg/L	6.54 NTU	21.4 mV	15.08 ft	150.00 ml/min
5/30/2024 2:20 PM	15:00	6.86 pH	20.12 °C	701.76 µS/cm	0.46 mg/L	4.46 NTU	30.0 mV	15.08 ft	150.00 ml/min
5/30/2024 2:25 PM	20:00	6.85 pH	20.21 °C	695.18 µS/cm	0.43 mg/L	3.92 NTU	34.9 mV	15.08 ft	150.00 ml/min
5/30/2024 2:30 PM	25:00	6.83 pH	20.17 °C	672.75 µS/cm	0.46 mg/L	3.28 NTU	40.0 mV	15.08 ft	150.00 ml/min
5/30/2024 2:35 PM	30:00	6.81 pH	20.16 °C	664.75 µS/cm	0.43 mg/L	3.01 NTU	52.5 mV	15.08 ft	150.00 ml/min

Samples

Sample ID:	Description:
HAM-PT-10	Grab.
HAM-PT-10-TS-WG-05302024	Grab.

Low-Flow Test Report:

Test Date / Time: 5/29/2024 3:32:11 PM
Project: Plant Hammond
Operator Name: Zain Webb

Location Name: PT-11 **Well Diameter: 2 in** **Casing Type: PVC** **Screen Length: 10 ft** **Top of Screen: 17 ft** **Total Depth: 27 ft** **Initial Depth to Water: 11.3 ft**	**Pump Type: Peristaltic** **Tubing Type: Polyethylene** **Pump Intake From TOC: 22 ft** **Estimated Total Volume Pumped: 10.65 liter** **Flow Cell Volume: 90 ml** **Final Flow Rate: 150 ml/min** **Final Draw Down: 0.04 ft**	**Instrument Used: Aqua TROLL 400** **Serial Number: 965586**

Test Notes:
Appendix III and IV and Major Ions (no RADs).
Fe2+ = 0 mg/L.
Fe = 0 mg/L.

Weather Conditions:
Sunny, 80 degrees F.

Low-Flow Readings:

Date Time	Elapsed Time	pH	Temperature	Specific Conductivity	RDO Concentration	Turbidity	ORP	Depth to Water	Flow
		+/- 0.1	+/- 0.5	+/- 5 %	+/- 0.2	+/- 5	+/- 10	+/- 0.3	
5/29/2024 3:32 PM	00:00	7.18 pH	25.73 °C	609.75 µS/cm	0.72 mg/L	21.20 NTU	76.3 mV	11.30 ft	150.00 ml/min
5/29/2024 3:37 PM	05:00	6.96 pH	19.68 °C	728.70 µS/cm	0.41 mg/L	20.60 NTU	100.5 mV	11.32 ft	150.00 ml/min
5/29/2024 3:42 PM	10:00	6.94 pH	19.36 °C	726.23 µS/cm	0.40 mg/L	18.10 NTU	143.3 mV	11.33 ft	150.00 ml/min
5/29/2024 3:47 PM	15:00	6.97 pH	19.48 °C	727.51 µS/cm	0.37 mg/L	13.60 NTU	160.6 mV	11.33 ft	150.00 ml/min
5/29/2024 3:52 PM	20:00	6.97 pH	19.52 °C	726.39 µS/cm	0.36 mg/L	10.41 NTU	172.6 mV	11.34 ft	150.00 ml/min
5/29/2024 3:57 PM	25:00	6.98 pH	19.47 °C	706.81 µS/cm	0.44 mg/L	9.50 NTU	181.0 mV	11.34 ft	150.00 ml/min
5/29/2024 4:02 PM	30:00	6.99 pH	19.62 °C	722.22 µS/cm	0.39 mg/L	9.07 NTU	142.9 mV	11.34 ft	150.00 ml/min
5/29/2024 4:07 PM	35:00	7.00 pH	19.52 °C	713.02 µS/cm	0.39 mg/L	8.97 NTU	138.6 mV	11.34 ft	150.00 ml/min
5/29/2024 4:12 PM	40:00	6.99 pH	19.45 °C	642.62 µS/cm	0.38 mg/L	9.32 NTU	137.8 mV	11.34 ft	150.00 ml/min
5/29/2024 4:17 PM	45:00	7.00 pH	19.27 °C	724.99 µS/cm	0.39 mg/L	8.07 NTU	135.3 mV	11.34 ft	150.00 ml/min
5/29/2024 4:22 PM	50:00	7.00 pH	19.37 °C	693.70 µS/cm	0.42 mg/L	---	129.9 mV	11.34 ft	150.00 ml/min
5/29/2024 4:22 PM	50:48	7.01 pH	19.31 °C	640.95 µS/cm	0.40 mg/L	6.80 NTU	112.9 mV	11.34 ft	150.00 ml/min
5/29/2024 4:27 PM	55:48	7.01 pH	19.41 °C	713.33 µS/cm	0.49 mg/L	5.95 NTU	122.6 mV	11.34 ft	150.00 ml/min

5/29/2024 4:32 PM	01:00:48	7.00 pH	19.23 °C	707.15 µS/cm	0.43 mg/L	4.70 NTU	158.4 mV	11.34 ft	150.00 ml/min
5/29/2024 4:37 PM	01:05:48	7.00 pH	19.15 °C	708.73 µS/cm	0.42 mg/L	3.84 NTU	161.9 mV	11.34 ft	150.00 ml/min

Samples

Sample ID:	Description:
HAM-PT-11	Grab.

Created using VuSitu from In-Situ, Inc.

Low-Flow Test Report:

Test Date / Time: 5/29/2024 10:52:59 AM
Project: Plant Hammond
Operator Name: Zain Webb

Location Name: PT-12 **Well Diameter: 2 in** **Casing Type: PVC** **Screen Length: 10 ft** **Top of Screen: 17 ft** **Total Depth: 27 ft** **Initial Depth to Water: 11.14 ft**	**Pump Type: Peristaltic** **Tubing Type: Polyethylene** **Pump Intake From TOC: 22 ft** **Estimated Total Volume Pumped: 10.5 liter** **Flow Cell Volume: 90 ml** **Final Flow Rate: 150 ml/min** **Final Draw Down: 0.03 ft**	**Instrument Used: Aqua TROLL 400** **Serial Number: 965586**

Test Notes:
Appendix III and IV and Major Ions (No RADs).
Fe2+ = 0 mg/L.
Fe = 0 mg/L.

Weather Conditions:
Sunny, 75 degrees F.

Low-Flow Readings:

Date Time	Elapsed Time	pH	Temperature	Specific Conductivity	RDO Concentration	Turbidity	ORP	Depth to Water	Flow
		+/- 0.1	+/- 0.5	+/- 5 %	+/- 0.2	+/- 5	+/- 10	+/- 0.3	
5/29/2024 10:52 AM	00:00	6.61 pH	19.85 °C	675.59 µS/cm	0.52 mg/L	12.30 NTU	75.5 mV	11.14 ft	150.00 ml/min
5/29/2024 10:57 AM	05:00	6.64 pH	19.25 °C	659.00 µS/cm	0.45 mg/L	8.33 NTU	81.4 mV	11.16 ft	150.00 ml/min
5/29/2024 11:02 AM	10:00	6.66 pH	19.32 °C	687.80 µS/cm	0.55 mg/L	9.76 NTU	102.1 mV	11.16 ft	150.00 ml/min
5/29/2024 11:07 AM	15:00	6.67 pH	19.27 °C	683.39 µS/cm	1.16 mg/L	8.75 NTU	86.7 mV	11.16 ft	150.00 ml/min
5/29/2024 11:12 AM	20:00	6.69 pH	19.31 °C	683.56 µS/cm	0.83 mg/L	5.99 NTU	87.0 mV	11.17 ft	150.00 ml/min
5/29/2024 11:17 AM	25:00	6.71 pH	19.40 °C	678.81 µS/cm	0.26 mg/L	4.57 NTU	85.5 mV	11.17 ft	150.00 ml/min
5/29/2024 11:22 AM	30:00	6.71 pH	19.44 °C	678.62 µS/cm	1.58 mg/L	4.49 NTU	85.5 mV	11.17 ft	150.00 ml/min
5/29/2024 11:27 AM	35:00	6.76 pH	19.38 °C	673.69 µS/cm	0.52 mg/L	2.84 NTU	84.0 mV	11.17 ft	150.00 ml/min
5/29/2024 11:32 AM	40:00	6.76 pH	19.44 °C	669.07 µS/cm	0.29 mg/L	2.40 NTU	85.5 mV	11.17 ft	150.00 ml/min
5/29/2024 11:37 AM	45:00	6.76 pH	19.32 °C	676.74 µS/cm	0.79 mg/L	1.56 NTU	82.6 mV	11.17 ft	150.00 ml/min
5/29/2024 11:42 AM	50:00	6.79 pH	19.38 °C	676.53 µS/cm	1.37 mg/L	1.35 NTU	81.5 mV	11.17 ft	150.00 ml/min
5/29/2024 11:47 AM	55:00	6.81 pH	19.38 °C	673.08 µS/cm	0.88 mg/L	1.26 NTU	102.2 mV	11.17 ft	150.00 ml/min
5/29/2024 11:52 AM	01:00:00	6.81 pH	19.32 °C	669.80 µS/cm	0.80 mg/L	1.28 NTU	84.9 mV	11.17 ft	150.00 ml/min

5/29/2024 11:57 AM	01:05:00	6.82 pH	19.36 °C	678.21 µS/cm	0.71 mg/L	0.73 NTU	81.4 mV	11.17 ft	150.00 ml/min

Samples

Sample ID:	Description:
HAM-PT-12	Grab.

Created using VuSitu from In-Situ, Inc.

CALIBRATION REPORTS

Site Name: Hammond

Calibrated By: EP

Field Instrumentation Calibration Form

Date: 5/2/23

Field Conditions: 60-80 sunny

Instrument	Manufactuer/ Model	Serial Number
Water Quality Meter	Aqua Troll 400	183546
Turbidity Meter	Lamotte 2020	1511-9111

Calibration Standard Information				
Parameter	Standard	Lot #	Date of Expiration	Brand
Specific Conductance (µS/cm)	4,490	24005593	12/24	Air
pH (SU)	4.00	24004913	12/24	Air
pH (SU)	7.00	24009517	12/24	Air
pH (SU)	10.00	24000085	12/24	Air
D.O. (%)	N/A	—	~~12/24~~	Air
ORP (mV)	228.0	24006403	12/24	Air

Calibration					
Time Start 815		Time Finish 847			
Parameter	Standard	Calibration Value	Calibration Solution Temperature (°C)	Acceptance Criteria	Reference
Specific Conductance (µS/cm)	4,490	4490	19.86	± 10% of standard	EPA 2023
pH (SU)	4.00	400	~~[illegible]~~ 2815	± 0.1	GWMP
pH (SU)	7.00	7.00	27.56	± 0.1	GWMP
pH (SU)	10.00	10.0	26.99	± 0.1	GWMP
D.O. (%)	N/A	100.1	27.22	± 10%	NA
ORP (mV)	228.0	228	26.52	± 10	EPA 2023

	Standard	Calibration Value	Acceptance Criteria	Reference
Turbidity (NTU)	0	0	± 10% of standard	EPA 2023
	1	.91		
	10	9.91		
	—	—		

Calibration Check					
Time Start 1315		Time Finish 340			
Parameter	Standard	Calibration Value	Calibration Solution Temperature (°C)	Acceptance Criteria	Reference
Specific Conductance (µS/cm)	4,490	4490	36.04	± 10% of standard	EPA 2023
pH (SU)	4.00	4	34.13	± 0.1	GWMP
pH (SU)	7.00	7	33.21	± 0.1	GWMP
pH (SU)	10.00	10	31.94	± 0.1	GWMP

	Standard	Calibration Value	Acceptance Criteria	Reference
Turbidity (NTU)	0	0	± 10% of standard	EPA 2023
	1	.92		
	0	9.71		
	—	—		

Notes:

Site Name: Plant Hammond

Field Instrumentation Calibration Form

Date: 6-2-24

Calibrated By: Zain W.

Field Conditions: Clear, 70°F

Instrument	Manufactuer/ Model	Serial Number
Water Quality Meter	AquaTroll 400	466105
Turbidity Meter	LaMotte	7009-1416

Calibration Standard Information				
Parameter	Standard	Lot #	Date of Expiration	Brand
Specific Conductance (µS/cm)	4,490	24005593	12/24	ATR
pH (SU)	4.00	24005595	12/24	
pH (SU)	7.00	24004517	12/24	
pH (SU)	10.00	24000085	12/24	
D.O. (%)	N/A	—	—	
ORP (mV)	228.0	24006903	12/24	

Calibration					
Time Start 0828		Time Finish 848			
Parameter	Standard	Calibration Value	Calibration Solution Temperature (°C)	Acceptance Criteria	Reference
Specific Conductance (µS/cm)	4,490	4490	22.01	± 10% of standard	EPA 2023
pH (SU)	4.00	4.0	22.19	± 0.1	GWMP
pH (SU)	7.00	7.0	22.33	± 0.1	GWMP
pH (SU)	10.00	10.0	22.35	± 0.1	GWMP
D.O. (%)	N/A	—	22.56	± 10%	NA
ORP (mV)	228.0	228.0	22.19	± 10	EPA 2023

	Standard	Calibration Value	Acceptance Criteria	Reference
Turbidity (NTU)	0	0	± 10% of standard	EPA 2023
	1	1		
	10	10		
	—	—		

Calibration Check					
Time Start 1310		Time Finish 1323			
Parameter	Standard	Calibration Value	Calibration Solution Temperature (°C)	Acceptance Criteria	Reference
Specific Conductance (µS/cm)	4,490	4490	26.05	± 10% of standard	EPA 2023
pH (SU)	4.00	4.0	26.33	± 0.1	GWMP
pH (SU)	7.00	7.0	25.26	± 0.1	GWMP
pH (SU)	10.00	10.0	24.38	± 0.1	GWMP

	Standard	Calibration Value	Acceptance Criteria	Reference
Turbidity (NTU)	0	0	± 10% of standard	EPA 2023
	1	1		
	10	10		
	—	—		

Notes: Had problem w/ conductivity; solved by restoring factory calibration

Site Name: Plant Hammond

Calibrated By: A. Szwast

Field Instrumentation Calibration Form

Date: 5-9-2024

Field Conditions: Thunderstorms, 66°F

Instrument	Manufactuer/ Model	Serial Number
Water Quality Meter	AquaTroll 400	830751
Turbidity Meter	La Motte 2020t	7009-1416

Calibration Standard Information				
Parameter	Standard	Lot #	Date of Expiration	Brand
Specific Conductance (µS/cm)	4,490	24006593	12/2024	AIR
pH (SU)	4.00	24001593	12/2024	AIR
pH (SU)	7.00	24003597	11/2024	AIR
pH (SU)	10.00	24004996	11/2024	AIR
D.O. (%)	N/A	—	—	—
ORP (mV)	228.0	24006903	11/2024	AIR

Calibration					
Time Start 1020		Time Finish 1040			
Parameter	Standard	Calibration Value	Calibration Solution Temperature (°C)	Acceptance Criteria	Reference
Specific Conductance (µS/cm)	4,490	4490.0	23.34	± 10% of standard	EPA 2023
pH (SU)	4.00	4.00	23.54	± 0.1	GWMP
pH (SU)	7.00	7.00	23.52	± 0.1	GWMP
pH (SU)	10.00	10.00	23.57	± 0.1	GWMP
D.O. (%)	N/A	~~23~~ 100%	23.04	± 10%	NA
ORP (mV)	228.0	228.0	23.45	± 10	EPA 2023

	Standard	Calibration Value	Acceptance Criteria	Reference
Turbidity (NTU)	0	0.00	± 10% of standard	EPA 2023
	1	0.70		
	10	10.12		
	—	—		

Calibration Check					
Time Start		Time Finish			
Parameter	Standard	Calibration Value	Calibration Solution Temperature (°C)	Acceptance Criteria	Reference
Specific Conductance (µS/cm)	4,490			± 10% of standard	EPA 2023
pH (SU)	4.00			± 0.1	GWMP
pH (SU)	7.00			± 0.1	GWMP
pH (SU)	10.00			± 0.1	GWMP

	Standard	Calibration Value	Acceptance Criteria	Reference
Turbidity (NTU)			± 10% of standard	EPA 2023

Notes:

Site Name: GP Plant Hammond

Field Instrumentation Calibration Form

Date: 5/13 24

Calibrated By: J. Newsomp

Field Conditions: Cloudy, 60°F

Instrument	Manufactuer/ Model	Serial Number
Water Quality Meter	Aquatroll	966105
Turbidity Meter	LaMotte 2020 we	1511-4411

Calibration Standard Information

Parameter	Standard	Lot #	Date of Expiration	Brand
Specific Conductance (µS/cm)	4,490	24005593	12/2024	AIR
pH (SU)	4.00	24005593	12/2024	AIR
pH (SU)	7.00	24004517	12/2024	AIR
pH (SU)	10.00	24000085	12/2024	AIR
D.O. (%)	N/A	—	—	—
ORP (mV)	228.0	24006903	12/2024	AIR

Calibration

Time Start 0750 Time Finish 820

Parameter	Standard	Calibration Value	Calibration Solution Temperature (°C)	Acceptance Criteria	Reference
Specific Conductance (µS/cm)	4,490	4391.4	19.05	± 10% of standard	EPA 2023
pH (SU)	4.00	4.04	19.14	± 0.1	GWMP
pH (SU)	7.00	7.04	19.24	± 0.1	GWMP
pH (SU)	10.00	10.03	19.03 30	± 0.1	GWMP
D.O. (%)	N/A	99.75	19.24	± 10%	NA
ORP (mV)	228.0	228.5	19.32	± 10	EPA 2023

	Standard	Calibration Value	Acceptance Criteria	Reference
Turbidity (NTU)	0	0.01	± 10% of standard	EPA 2023
	1	1.01		
	10	9.98		
	—	—		

Calibration Check

Time Start 1230 Time Finish 1245

Parameter	Standard	Calibration Value	Calibration Solution Temperature (°C)	Acceptance Criteria	Reference
Specific Conductance (µS/cm)	4,490	4460.91	20.12	± 10% of standard	EPA 2023
pH (SU)	4.00	4.03	20.12	± 0.1	GWMP
pH (SU)	7.00	7.02	19.63	± 0.1	GWMP
pH (SU)	10.00	10.04	20.05	± 0.1	GWMP

	Standard	Calibration Value	Acceptance Criteria	Reference
Turbidity (NTU)	0	0	± 10% of standard	EPA 2023
	1	1.01		
	10	10		
	—	—		

Notes:

Site Name: Plant Hammond

Calibrated By: A. Szwast

Field Instrumentation Calibration Form

Date: 5-15-2024

Field Conditions: Cloudy, 70°F

Instrument	Manufactuer/ Model	Serial Number
Water Quality Meter	AquaTroll 400	850751
Turbidity Meter	LaMotte 2020t	4009-1416

Calibration Standard Information				
Parameter	Standard	Lot #	Date of Expiration	Brand
Specific Conductance (µS/cm)	4,490	24005593	12/2024	AIR
pH (SU)	4.00	24005593	12/2024	AIR
pH (SU)	7.00	24003597	11/2024	AIR
pH (SU)	10.00	24004996	11/2024	AIR
D.O. (%)	N/A	—	—	—
ORP (mV)	228.0	24006903	11/2024	AIR

Calibration					
Time Start 745		Time Finish 810			
Parameter	Standard	Calibration Value	Calibration Solution Temperature (°C)	Acceptance Criteria	Reference
Specific Conductance (µS/cm)	4,490	4490.0	18.97	± 10% of standard	EPA 2023
pH (SU)	4.00	4.00	19.15	± 0.1	GWMP
pH (SU)	7.00	7.00	19.33	± 0.1	GWMP
pH (SU)	10.00	10.00	19.47	± 0.1	GWMP
D.O. (%)	N/A	100.00	18.62	± 10%	NA
ORP (mV)	228.0	228.0	19.46	± 10	EPA 2023

	Standard	Calibration Value	Acceptance Criteria	Reference
Turbidity (NTU)	0	0.00	± 10% of standard	EPA 2023
	1	0.77		
	10	9.97		
	—	—		

Calibration Check					
Time Start 1630		Time Finish 1640			
Parameter	Standard	Calibration Value	Calibration Solution Temperature (°C)	Acceptance Criteria	Reference
Specific Conductance (µS/cm)	4,490	4490.0	30.19	± 10% of standard	EPA 2023
pH (SU)	4.00	4.00	29.82	± 0.1	GWMP
pH (SU)	7.00	7.00	28.04	± 0.1	GWMP
pH (SU)	10.00	10.00	27.03	± 0.1	GWMP

	Standard	Calibration Value	Acceptance Criteria	Reference
Turbidity (NTU)	0	0.02	± 10% of standard	EPA 2023
	1	0.83		
	10	10.08		
	—	—		

Notes:

Site Name: Plant Hammond

Field Instrumentation Calibration Form

Date: 5/15/24

Calibrated By: J. Newsome

Field Conditions: Cloudy, 60°F

Instrument	Manufactuer/ Model	Serial Number
Water Quality Meter	Aquatroll	964105
Turbidity Meter	La Motte 2020i	1711 - 4111

Calibration Standard Information				
Parameter	Standard	Lot #	Date of Expiration	Brand
Specific Conductance (µS/cm)	4,490	24105593	12/2024	AIR
pH (SU)	4.00	24005593	12/2024	AIR
pH (SU)	7.00	24004517	12/2024	AIR
pH (SU)	10.00	24000065	12/2024	AIR
D.O. (%)	N/A	—	—	—
ORP (mV)	228.0	24006903	12/2024	AIR

Calibration					
Time Start	0750	Time Finish	0810		
Parameter	Standard	Calibration Value	Calibration Solution Temperature (°C)	Acceptance Criteria	Reference
Specific Conductance (µS/cm)	4,490	4034.8	20.20	± 10% of standard	EPA 2023
pH (SU)	4.00	4.02	20.35	± 0.1	GWMP
pH (SU)	7.00	7.03	20.70	± 0.1	GWMP
pH (SU)	10.00	10.05	21.01	± 0.1	GWMP
D.O. (%)	N/A	100.11	20.27	± 10%	NA
ORP (mV)	228.0	232.8	20.97	± 10	EPA 2023

	Standard	Calibration Value	Acceptance Criteria	Reference
Turbidity (NTU)	0	0	± 10% of standard	EPA 2023
	1	0.98		
	10	10.01		
	—	—		

Calibration Check					
Time Start	1445	Time Finish	1455		
Parameter	Standard	Calibration Value	Calibration Solution Temperature (°C)	Acceptance Criteria	Reference
Specific Conductance (µS/cm)	4,490	4109.7	22.4	± 10% of standard	EPA 2023
pH (SU)	4.00	4.02	22.4	± 0.1	GWMP
pH (SU)	7.00	7.03	21.6	± 0.1	GWMP
pH (SU)	10.00	10.0	22.7	± 0.1	GWMP

	Standard	Calibration Value	Acceptance Criteria	Reference
Turbidity (NTU)	0	0	± 10% of standard	EPA 2023
	1	1.01		

Notes:

Site Name: Plant Hammond

Calibrated By: A. Stewart

Field Instrumentation Calibration Form

Date: 5-16-2024

Field Conditions: Sunny, 70°F

Instrument	Manufactuer/ Model	Serial Number
Water Quality Meter	AquaTrol 400	550751
Turbidity Meter	La Motte 2020e	7009-1416

Calibration Standard Information				
Parameter	Standard	Lot #	Date of Expiration	Brand
Specific Conductance (µS/cm)	4,490	24005593	12/2024	AIR
pH (SU)	4.00	24005593	12/2024	AIR
pH (SU)	7.00	24003597	11/2024	AIR
pH (SU)	10.00	24004996	11/2024	AIR
D.O. (%)	N/A	—	—	—
ORP (mV)	228.0	24006903	11/2024	AIR

Calibration					
Time Start 800		Time Finish 830			
Parameter	Standard	Calibration Value	Calibration Solution Temperature (°C)	Acceptance Criteria	Reference
Specific Conductance (µS/cm)	4,490	4490.0	20.04	± 10% of standard	EPA 2023
pH (SU)	4.00	4.00	20.02	± 0.1	GWMP
pH (SU)	7.00	7.00	20.13	± 0.1	GWMP
pH (SU)	10.00	10.00	20.20	± 0.1	GWMP
D.O. (%)	N/A	100.00	20.04	± 10%	NA
ORP (mV)	228.0	228.0	20.09	± 10	EPA 2023

	Standard	Calibration Value	Acceptance Criteria	Reference
Turbidity (NTU)	0	0.00	± 10% of standard	EPA 2023
	1	0.81		
	10	10.10		
	—	—		

Calibration Check					
Time Start		Time Finish			
Parameter	Standard	Calibration Value	Calibration Solution Temperature (°C)	Acceptance Criteria	Reference
Specific Conductance (µS/cm)	4,490			± 10% of standard	EPA 2023
pH (SU)	4.00			± 0.1	GWMP
pH (SU)	7.00			± 0.1	GWMP
pH (SU)	10.00			± 0.1	GWMP

	Standard	Calibration Value	Acceptance Criteria	Reference
Turbidity (NTU)			± 10% of standard	EPA 2023

Notes:

Site Name: Plant Hammond

Calibrated By: J Newsome

Field Instrumentation Calibration Form

Date: 5/14/24

Field Conditions: Sunny, 60F

Instrument	Manufactuer/ Model	Serial Number
Water Quality Meter	Aquatroll	96 6105
Turbidity Meter	LaMotte 2020w	1511-4111

Calibration Standard Information				
Parameter	Standard	Lot #	Date of Expiration	Brand
Specific Conductance (µS/cm)	4,490	24005593	12/2024	AIR
pH (SU)	4.00	24005593	12/2024	AIR
pH (SU)	7.00	24004517	12/2024	AIR
pH (SU)	10.00	24000085	12/2024	AIR
D.O. (%)	N/A	—	—	—
ORP (mV)	228.0	24006903	12/2024	AIR

Calibration					
Time Start	740	Time Finish	0800		
Parameter	Standard	Calibration Value	Calibration Solution Temperature (°C)	Acceptance Criteria	Reference
Specific Conductance (µS/cm)	4,490	4433.9	19.9	± 10% of standard	EPA 2023
pH (SU)	4.00	4.00	20.17	± 0.1	GWMP
pH (SU)	7.00	6.97	20.75	± 0.1	GWMP
pH (SU)	10.00	10.02	20.79	± 0.1	GWMP
D.O. (%)	N/A	100.53	20.3	± 10%	NA
ORP (mV)	228.0	234.7	20.57	± 10	EPA 2023

	Standard	Calibration Value	Acceptance Criteria	Reference
Turbidity (NTU)	0	0.00	± 10% of standard	EPA 2023
	1	0.97		
	10	9.98		
	—	—		

Calibration Check					
Time Start		Time Finish			
Parameter	Standard	Calibration Value	Calibration Solution Temperature (°C)	Acceptance Criteria	Reference
Specific Conductance (µS/cm)	4,490			± 10% of standard	EPA 2023
pH (SU)	4.00			± 0.1	GWMP
pH (SU)	7.00			± 0.1	GWMP
pH (SU)	10.00			± 0.1	GWMP

	Standard	Calibration Value	Acceptance Criteria	Reference
Turbidity (NTU)			± 10% of standard	EPA 2023

Notes:

Site Name: Plant Hammond

Field Instrumentation Calibration Form

Date: 5-29-24

Calibrated By: Zain Webb

Field Conditions: Sunny 75°F

Instrument	Manufactuer/ Model	Serial Number
Water Quality Meter	Aqua Troll 400	965586
Turbidity Meter	La Motte 2020i	—

Calibration Standard Information				
Parameter	Standard	Lot #	Date of Expiration	Brand
Specific Conductance (µS/cm)	4,490	24005595	12/24	AIR
pH (SU)	4.00	24005593	12/24	AIR
pH (SU)	7.00	24003597	11/24	AIR
pH (SU)	10.00	24000085	12/24	AIR
D.O. (%)	N/A	—	—	AIR
ORP (mV)	228.0	24006903	12/24	AIR

Calibration					
Time Start 0937		Time Finish 0959			
Parameter	Standard	Calibration Value	Calibration Solution Temperature (°C)	Acceptance Criteria	Reference
Specific Conductance (µS/cm)	4,490	4490	23.69	± 10% of standard	EPA 2023
pH (SU)	4.00	4.00	23.87	± 0.1	GWMP
pH (SU)	7.00	7.00	24.17	± 0.1	GWMP
pH (SU)	10.00	10.00	24.35	± 0.1	GWMP
D.O. (%)	N/A	—	24.51	± 10%	NA
ORP (mV)	228.0	228.0	24.31	± 10	EPA 2023

	Standard	Calibration Value	Acceptance Criteria	Reference
Turbidity (NTU)	0	0	± 10% of standard	EPA 2023
	1	1		
	10	10		
	-	-		

Calibration Check					
Time Start 1500		Time Finish 1515			
Parameter	Standard	Calibration Value	Calibration Solution Temperature (°C)	Acceptance Criteria	Reference
Specific Conductance (µS/cm)	4,490	4490	29.03	± 10% of standard	EPA 2023
pH (SU)	4.00	4.00	28.59	± 0.1	GWMP
pH (SU)	7.00	7.00	26.87	± 0.1	GWMP
pH (SU)	10.00	10.00	25.93	± 0.1	GWMP

	Standard	Calibration Value	Acceptance Criteria	Reference
Turbidity (NTU)	0	0	± 10% of standard	EPA 2023
	1	1		
	10	10		
	-	-		

Notes:

Site Name: Plant Hammond

Calibrated By: Zain W.

Field Instrumentation Calibration Form

Date: 5-30-24

Field Conditions: Sunny, 70°F

Instrument	Manufactuer/ Model	Serial Number
Water Quality Meter	In Situ Aqua Troll 400	965580
Turbidity Meter	La Motte 20207	—

Calibration Standard Information				
Parameter	Standard	Lot #	Date of Expiration	Brand
Specific Conductance (µS/cm)	4,490	24005593	12/24	ATR
pH (SU)	4.00	24005593	12/24	↓
pH (SU)	7.00	24003597	11/24	↓
pH (SU)	10.00	24000085	12/24	↓
D.O. (%)	N/A	—	—	↓
ORP (mV)	228.0	24006903	12/24	↓

Calibration					
Time Start 0819			Time Finish 0844		
Parameter	Standard	Calibration Value	Calibration Solution Temperature (°C)	Acceptance Criteria	Reference
Specific Conductance (µS/cm)	4,490	4490	20.32	± 10% of standard	EPA 2023
pH (SU)	4.00	4.00	20.75	± 0.1	GWMP
pH (SU)	7.00	7.00	21.90	± 0.1	GWMP
pH (SU)	10.00	10.00	22.55	± 0.1	GWMP
D.O. (%)	N/A	100%	22.21	± 10%	NA
ORP (mV)	228.0	228.0	22.68	± 10	EPA 2023

	Standard	Calibration Value	Acceptance Criteria	Reference
Turbidity (NTU)	0	0	± 10% of standard	EPA 2023
	1	1		
	10	10		
		—		

Calibration Check					
Time Start —			Time Finish —		
Parameter	Standard	Calibration Value	Calibration Solution Temperature (°C)	Acceptance Criteria	Reference
Specific Conductance (µS/cm)	4,490	—	—	± 10% of standard	EPA 2023
pH (SU)	4.00	—	—	± 0.1	GWMP
pH (SU)	7.00	—	—	± 0.1	GWMP
pH (SU)	10.00	—	—	± 0.1	GWMP

	Standard	Calibration Value	Acceptance Criteria	Reference
Turbidity (NTU)	—	—	± 10% of standard	EPA 2023
	—	—		
	—	—		
	—	—		

Notes:

June 2024

LABORATORY ANALYTICAL RESULTS

Pace Analytical Services, LLC
9800 Kincey Ave. Suite 100
Huntersville, NC 28078
(704)875-9092

July 11, 2024

Kristen Jurinko
Southern Company
241 Ralph McGill Blvd NE
Bin 10160
Atlanta, GA 30308

RE: Project: Hammond AP-1
Pace Project No.: 92738916

Dear Kristen Jurinko:

Enclosed are the analytical results for sample(s) received by the laboratory on June 27, 2024. The results relate only to the samples included in this report. Results reported herein conform to the applicable TNI/NELAC Standards and the laboratory's Quality Manual, where applicable, unless otherwise noted in the body of the report.

The test results provided in this final report were generated by each of the following laboratories within the Pace Network:

- Pace Analytical Services - Asheville
- Pace Analytical Services - Peachtree Corners, GA

If you have any questions concerning this report, please feel free to contact me.

Sincerely,

Bonnie Vang

Bonnie Vang
bonnie.vang@pacelabs.com
704-977-0968
Project Manager

Enclosures

cc: Kip Gray, Geosyntec
Christine Hug, Geosyntec Consultants, Inc.
Thomas Kessler, Geosyntec Consultants
Whitney Law, Geosyntec Consultants
Laura Midkiff, Southern Company
Caroline Nelson, Geosyntec Consultants, Inc
Jamie Newsome, Geosyntec Consultants
Zain Webb, Geosyntec Consultants

This report shall not be reproduced, except in full,
without the written consent of Pace Analytical Services, LLC.

Pace Analytical Services, LLC
9800 Kincey Ave. Suite 100
Huntersville, NC 28078
(704)875-9092

CERTIFICATIONS

Project: Hammond AP-1
Pace Project No.: 92738916

Pace Analytical Services Asheville
2225 Riverside Drive, Asheville, NC 28804
Florida/NELAP Certification #: E87648
North Carolina Drinking Water Certification #: 37712
North Carolina Wastewater Certification #: 40
South Carolina Laboratory ID: 99030
South Carolina Certification #: 99030001
Virginia/VELAP Certification #: 460222

Pace Analytical Services Peachtree Corners
110 Technology Pkwy, Peachtree Corners, GA 30092
Florida DOH Certification #: E87315
Georgia DW Inorganics Certification #: 812
North Carolina Certification #: 381
South Carolina Certification #: 98011001
Virginia Certification #: 460204

This report shall not be reproduced, except in full,
without the written consent of Pace Analytical Services, LLC.

Pace Analytical Services, LLC
9800 Kincey Ave. Suite 100
Huntersville, NC 28078
(704)875-9092

SAMPLE SUMMARY

Project: Hammond AP-1
Pace Project No.: 92738916

Lab ID	Sample ID	Matrix	Date Collected	Date Received
92738916001	**HAM-INW-03**	Water	06/26/24 15:15	06/27/24 10:25
92738916002	**HAM-PT-09**	Water	06/26/24 21:07	06/27/24 10:25
92738916003	**HAM-PT-10**	Water	06/26/24 15:00	06/27/24 10:25
92738916004	**HAM-PT-11**	Water	06/26/24 12:50	06/27/24 10:25
92738916005	**HAM-PT-12**	Water	06/26/24 19:02	06/27/24 10:25
92738916006	**HAM-AP1-EB-01**	Water	06/26/24 19:50	06/27/24 10:25
92738916007	**HAM-AP1-FB-01**	Water	06/26/24 18:30	06/27/24 10:25
92738916008	**HAM-AP1-FD-01**	Water	06/26/24 00:00	06/27/24 10:25
92738916009	**HAM-AS-01**	Water	06/26/24 17:05	06/27/24 10:25

This report shall not be reproduced, except in full,
without the written consent of Pace Analytical Services, LLC.

Pace Analytical Services, LLC
9800 Kincey Ave. Suite 100
Huntersville, NC 28078
(704)875-9092

SAMPLE ANALYTE COUNT

Project: Hammond AP-1
Pace Project No.: 92738916

Lab ID	Sample ID	Method	Analysts	Analytes Reported
92738916001	**HAM-INW-03**	EPA 6010D	AJM, MJS2	6
		EPA 6020B	MT1	13
		EPA 7470A	VB	1
		SM 2320B-2011	YEG	3
		SM 2540C-2015	MJP	1
		SM 4500-S2D-2011	JP1	1
		EPA 300.0 Rev 2.1 1993	CDC	3
92738916002	**HAM-PT-09**	EPA 6010D	AJM, MJS2	6
		EPA 6020B	MT1	13
		EPA 7470A	VB	1
		SM 2320B-2011	YEG	3
		SM 2540C-2015	MJP	1
		SM 4500-S2D-2011	JP1	1
		EPA 300.0 Rev 2.1 1993	CDC	3
92738916003	**HAM-PT-10**	EPA 6010D	AJM, MJS2	6
		EPA 6020B	MT1	13
		EPA 7470A	VB	1
		SM 2320B-2011	YEG	3
		SM 2540C-2015	MJP	1
		SM 4500-S2D-2011	JP1	1
		EPA 300.0 Rev 2.1 1993	CDC	3
92738916004	**HAM-PT-11**	EPA 6010D	AJM, MJS2	6
		EPA 6020B	MT1	13
		EPA 7470A	VB	1
		SM 2320B-2011	YEG	3
		SM 2540C-2015	MJP	1
		SM 4500-S2D-2011	JP1	1
		EPA 300.0 Rev 2.1 1993	CDC	3
92738916005	**HAM-PT-12**	EPA 6010D	AJM, MJS2	6
		EPA 6020B	MT1	13
		EPA 7470A	VB	1
		SM 2320B-2011	YEG	3
		SM 2540C-2015	MJP	1
		SM 4500-S2D-2011	JP1	1
		EPA 300.0 Rev 2.1 1993	CDC	3
92738916006	**HAM-AP1-EB-01**	EPA 6010D	AJM, MJS2	6
		EPA 6020B	MT1	13

This report shall not be reproduced, except in full,
without the written consent of Pace Analytical Services, LLC.

Pace Analytical Services, LLC
9800 Kincey Ave. Suite 100
Huntersville, NC 28078
(704)875-9092

SAMPLE ANALYTE COUNT

Project: Hammond AP-1
Pace Project No.: 92738916

Lab ID	Sample ID	Method	Analysts	Analytes Reported
		EPA 7470A	VB	1
		SM 2320B-2011	YEG	3
		SM 2540C-2015	MJP	1
		SM 4500-S2D-2011	JP1	1
		EPA 300.0 Rev 2.1 1993	CDC	3
92738916007	**HAM-AP1-FB-01**	EPA 6010D	AJM, MJS2	6
		EPA 6020B	MT1	13
		EPA 7470A	VB	1
		SM 2320B-2011	YEG	3
		SM 2540C-2015	MJP	1
		SM 4500-S2D-2011	JP1	1
		EPA 300.0 Rev 2.1 1993	CDC	3
92738916008	**HAM-AP1-FD-01**	EPA 6010D	AJM, MJS2	6
		EPA 6020B	MT1	13
		EPA 7470A	VB	1
		SM 2320B-2011	YEG	3
		SM 2540C-2015	MJP	1
		SM 4500-S2D-2011	JP1	1
		EPA 300.0 Rev 2.1 1993	CDC	3
92738916009	**HAM-AS-01**	EPA 6010D	AJM, MJS2	6
		EPA 6020B	MT1	13
		EPA 7470A	VB	1
		SM 2320B-2011	YEG	3
		SM 2540C-2015	MJP	1
		SM 4500-S2D-2011	JP1	1
		EPA 300.0 Rev 2.1 1993	CDC	3

PASI-A = Pace Analytical Services - Asheville
PASI-GA = Pace Analytical Services - Peachtree Corners, GA

This report shall not be reproduced, except in full,
without the written consent of Pace Analytical Services, LLC.

Pace Analytical Services, LLC
9800 Kincey Ave. Suite 100
Huntersville, NC 28078
(704)875-9092

SUMMARY OF DETECTION

Project: Hammond AP-1
Pace Project No.: 92738916

Lab Sample ID Method	Client Sample ID Parameters	Result	Units	Report Limit	Analyzed	Qualifiers
92738916001	**HAM-INW-03**					
EPA 6010D	Iron	0.85	mg/L	0.040	07/06/24 23:13	M1
EPA 6010D	Magnesium	22.3	mg/L	0.050	07/06/24 23:13	M1
EPA 6010D	Manganese	0.31	mg/L	0.040	07/03/24 18:59	
EPA 6010D	Potassium	6.6	mg/L	0.50	07/03/24 18:59	M1
EPA 6010D	Sodium	10.5	mg/L	1.0	07/03/24 18:59	M1
EPA 6010D	Calcium	85.1	mg/L	1.0	07/03/24 18:59	M1
EPA 6020B	Barium	0.075	mg/L	0.0050	07/08/24 17:28	
EPA 6020B	Boron	1.6	mg/L	0.040	07/08/24 17:28	
EPA 6020B	Cobalt	0.00089J	mg/L	0.0050	07/08/24 17:28	
EPA 6020B	Molybdenum	0.38	mg/L	0.010	07/08/24 17:28	
SM 2320B-2011	Alkalinity,Bicarbonate (CaCO3)	139	mg/L	5.0	07/05/24 16:30	
SM 2320B-2011	Alkalinity, Total as CaCO3	139	mg/L	5.0	07/05/24 16:30	
SM 2540C-2015	Total Dissolved Solids	480	mg/L	25.0	07/03/24 13:30	
EPA 300.0 Rev 2.1 1993	Chloride	44.1	mg/L	1.0	06/28/24 08:03	
EPA 300.0 Rev 2.1 1993	Fluoride	0.46	mg/L	0.10	06/28/24 08:03	
EPA 300.0 Rev 2.1 1993	Sulfate	133	mg/L	3.0	06/28/24 13:05	
92738916002	**HAM-PT-09**					
EPA 6010D	Manganese	0.22	mg/L	0.040	07/03/24 19:18	
EPA 6010D	Potassium	7.2	mg/L	0.50	07/03/24 19:18	
EPA 6010D	Sodium	12.1	mg/L	1.0	07/03/24 19:18	
EPA 6010D	Calcium	93.2	mg/L	1.0	07/03/24 19:18	
EPA 6010D	Iron	1.2	mg/L	0.040	07/06/24 23:27	
EPA 6010D	Magnesium	17.1	mg/L	0.050	07/06/24 23:27	
EPA 6020B	Barium	0.070	mg/L	0.0050	07/08/24 17:32	
EPA 6020B	Beryllium	0.00015J	mg/L	0.00050	07/09/24 14:33	
EPA 6020B	Boron	1.5	mg/L	0.040	07/08/24 17:32	
EPA 6020B	Cadmium	0.00010J	mg/L	0.00050	07/08/24 17:32	
EPA 6020B	Cobalt	0.0015J	mg/L	0.0050	07/08/24 17:32	
EPA 6020B	Lead	0.00033J	mg/L	0.0010	07/08/24 17:32	
EPA 6020B	Molybdenum	0.28	mg/L	0.010	07/08/24 17:32	
SM 2320B-2011	Alkalinity,Bicarbonate (CaCO3)	117	mg/L	5.0	07/05/24 16:39	
SM 2320B-2011	Alkalinity, Total as CaCO3	117	mg/L	5.0	07/05/24 16:39	
SM 2540C-2015	Total Dissolved Solids	469	mg/L	25.0	07/03/24 13:30	
EPA 300.0 Rev 2.1 1993	Chloride	48.9	mg/L	1.0	06/28/24 08:17	
EPA 300.0 Rev 2.1 1993	Fluoride	0.33	mg/L	0.10	06/28/24 08:17	
EPA 300.0 Rev 2.1 1993	Sulfate	125	mg/L	3.0	06/28/24 13:19	
92738916003	**HAM-PT-10**					
EPA 6010D	Manganese	0.54	mg/L	0.040	07/03/24 19:23	
EPA 6010D	Potassium	7.2	mg/L	0.50	07/03/24 19:23	
EPA 6010D	Sodium	9.6	mg/L	1.0	07/03/24 19:23	
EPA 6010D	Calcium	104	mg/L	1.0	07/03/24 19:23	
EPA 6010D	Iron	0.13	mg/L	0.040	07/06/24 23:32	
EPA 6010D	Magnesium	14.1	mg/L	0.050	07/06/24 23:32	
EPA 6020B	Barium	0.050	mg/L	0.0050	07/08/24 17:36	
EPA 6020B	Boron	1.4	mg/L	0.040	07/08/24 17:36	
EPA 6020B	Cobalt	0.0015J	mg/L	0.0050	07/08/24 17:36	

This report shall not be reproduced, except in full,
without the written consent of Pace Analytical Services, LLC.

Pace Analytical Services, LLC
9800 Kincey Ave. Suite 100
Huntersville, NC 28078
(704)875-9092

SUMMARY OF DETECTION

Project: Hammond AP-1
Pace Project No.: 92738916

Lab Sample ID Method	Client Sample ID Parameters	Result	Units	Report Limit	Analyzed	Qualifiers
92738916003	**HAM-PT-10**					
EPA 6020B	Molybdenum	0.13	mg/L	0.010	07/08/24 17:36	
SM 2320B-2011	Alkalinity,Bicarbonate (CaCO3)	121	mg/L	5.0	07/05/24 16:47	
SM 2320B-2011	Alkalinity, Total as CaCO3	121	mg/L	5.0	07/05/24 16:47	
SM 2540C-2015	Total Dissolved Solids	480	mg/L	25.0	07/03/24 13:30	
EPA 300.0 Rev 2.1 1993	Chloride	47.2	mg/L	1.0	06/28/24 08:32	
EPA 300.0 Rev 2.1 1993	Fluoride	0.22	mg/L	0.10	06/28/24 08:32	
EPA 300.0 Rev 2.1 1993	Sulfate	135	mg/L	3.0	06/28/24 13:34	
92738916004	**HAM-PT-11**					
EPA 6010D	Iron	0.34	mg/L	0.040	07/06/24 23:37	
EPA 6010D	Magnesium	18.8	mg/L	0.050	07/06/24 23:37	
EPA 6010D	Manganese	0.22	mg/L	0.040	07/03/24 19:28	
EPA 6010D	Potassium	7.2	mg/L	0.50	07/03/24 19:28	
EPA 6010D	Sodium	10	mg/L	1.0	07/03/24 19:28	
EPA 6010D	Calcium	96.0	mg/L	1.0	07/03/24 19:28	
EPA 6020B	Barium	0.074	mg/L	0.0050	07/08/24 17:41	
EPA 6020B	Boron	1.3	mg/L	0.040	07/08/24 17:41	
EPA 6020B	Cobalt	0.0015J	mg/L	0.0050	07/08/24 17:41	
EPA 6020B	Molybdenum	0.24	mg/L	0.010	07/08/24 17:41	
SM 2320B-2011	Alkalinity,Bicarbonate (CaCO3)	131	mg/L	5.0	07/05/24 16:56	
SM 2320B-2011	Alkalinity, Total as CaCO3	131	mg/L	5.0	07/05/24 16:56	
SM 2540C-2015	Total Dissolved Solids	468	mg/L	25.0	07/03/24 13:31	
EPA 300.0 Rev 2.1 1993	Chloride	42.5	mg/L	1.0	06/28/24 08:46	
EPA 300.0 Rev 2.1 1993	Fluoride	0.35	mg/L	0.10	06/28/24 08:46	
EPA 300.0 Rev 2.1 1993	Sulfate	121	mg/L	3.0	06/28/24 13:48	
92738916005	**HAM-PT-12**					
EPA 6010D	Manganese	0.43	mg/L	0.040	07/03/24 19:32	
EPA 6010D	Potassium	6.3	mg/L	0.50	07/03/24 19:32	
EPA 6010D	Sodium	10.0	mg/L	1.0	07/03/24 19:32	
EPA 6010D	Calcium	89.8	mg/L	1.0	07/03/24 19:32	
EPA 6010D	Iron	0.18	mg/L	0.040	07/06/24 23:42	
EPA 6010D	Magnesium	21.6	mg/L	0.050	07/06/24 23:42	
EPA 6020B	Barium	0.066	mg/L	0.0050	07/08/24 17:45	
EPA 6020B	Boron	1.3	mg/L	0.040	07/08/24 17:45	
EPA 6020B	Cadmium	0.00012J	mg/L	0.00050	07/08/24 17:45	
EPA 6020B	Cobalt	0.0015J	mg/L	0.0050	07/08/24 17:45	
EPA 6020B	Molybdenum	0.30	mg/L	0.010	07/08/24 17:45	
SM 2320B-2011	Alkalinity,Bicarbonate (CaCO3)	129	mg/L	5.0	07/05/24 17:06	
SM 2320B-2011	Alkalinity, Total as CaCO3	129	mg/L	5.0	07/05/24 17:06	
SM 2540C-2015	Total Dissolved Solids	479	mg/L	25.0	07/03/24 13:31	
EPA 300.0 Rev 2.1 1993	Chloride	45.5	mg/L	1.0	06/28/24 09:29	
EPA 300.0 Rev 2.1 1993	Fluoride	0.36	mg/L	0.10	06/28/24 09:29	M1
EPA 300.0 Rev 2.1 1993	Sulfate	129	mg/L	3.0	06/28/24 14:02	M1
92738916007	**HAM-AP1-FB-01**					
EPA 6010D	Iron	0.030J	mg/L	0.040	07/07/24 00:01	

This report shall not be reproduced, except in full,
without the written consent of Pace Analytical Services, LLC.

Pace Analytical Services, LLC
9800 Kincey Ave. Suite 100
Huntersville, NC 28078
(704)875-9092

SUMMARY OF DETECTION

Project: Hammond AP-1
Pace Project No.: 92738916

Lab Sample ID Method	Client Sample ID Parameters	Result	Units	Report Limit	Analyzed	Qualifiers
92738916008	**HAM-AP1-FD-01**					
EPA 6010D	Iron	0.21	mg/L	0.040	07/07/24 00:06	
EPA 6010D	Magnesium	15.3	mg/L	0.050	07/07/24 00:06	
EPA 6010D	Manganese	0.87	mg/L	0.040	07/03/24 19:56	
EPA 6010D	Potassium	5.6	mg/L	0.50	07/03/24 19:56	
EPA 6010D	Sodium	11.7	mg/L	1.0	07/03/24 19:56	
EPA 6010D	Calcium	149	mg/L	1.0	07/03/24 19:56	
EPA 6020B	Barium	0.11	mg/L	0.0050	07/08/24 17:57	
EPA 6020B	Boron	1.4	mg/L	0.040	07/08/24 17:57	
EPA 6020B	Cobalt	0.00063J	mg/L	0.0050	07/08/24 17:57	
EPA 6020B	Lithium	0.0035J	mg/L	0.030	07/09/24 14:55	
EPA 6020B	Molybdenum	0.053	mg/L	0.010	07/08/24 17:57	
SM 2320B-2011	Alkalinity,Bicarbonate (CaCO3)	168	mg/L	5.0	07/05/24 19:52	
SM 2320B-2011	Alkalinity, Total as CaCO3	168	mg/L	5.0	07/05/24 19:52	
SM 2540C-2015	Total Dissolved Solids	602	mg/L	25.0	07/03/24 13:31	
EPA 300.0 Rev 2.1 1993	Chloride	60.4	mg/L	1.0	06/28/24 10:12	
EPA 300.0 Rev 2.1 1993	Fluoride	0.12	mg/L	0.10	06/28/24 10:12	
EPA 300.0 Rev 2.1 1993	Sulfate	183	mg/L	4.0	06/28/24 15:13	
92738916009	**HAM-AS-01**					
EPA 6010D	Iron	0.27	mg/L	0.040	07/07/24 00:11	
EPA 6010D	Magnesium	15.8	mg/L	0.050	07/07/24 00:11	
EPA 6010D	Manganese	0.96	mg/L	0.040	07/03/24 20:01	
EPA 6010D	Potassium	5.4	mg/L	0.50	07/03/24 20:01	
EPA 6010D	Sodium	11.4	mg/L	1.0	07/03/24 20:01	
EPA 6010D	Calcium	141	mg/L	1.0	07/03/24 20:01	
EPA 6020B	Barium	0.11	mg/L	0.0050	07/08/24 18:42	
EPA 6020B	Boron	1.4	mg/L	0.040	07/08/24 18:42	
EPA 6020B	Cobalt	0.00070J	mg/L	0.0050	07/08/24 18:42	
EPA 6020B	Lithium	0.0037J	mg/L	0.030	07/09/24 15:12	
EPA 6020B	Molybdenum	0.050	mg/L	0.010	07/08/24 18:42	
SM 2320B-2011	Alkalinity,Bicarbonate (CaCO3)	162	mg/L	5.0	07/05/24 20:03	
SM 2320B-2011	Alkalinity, Total as CaCO3	162	mg/L	5.0	07/05/24 20:03	
SM 2540C-2015	Total Dissolved Solids	611	mg/L	25.0	07/03/24 13:31	
EPA 300.0 Rev 2.1 1993	Chloride	60.8	mg/L	1.0	06/28/24 10:26	
EPA 300.0 Rev 2.1 1993	Fluoride	0.12	mg/L	0.10	06/28/24 10:26	
EPA 300.0 Rev 2.1 1993	Sulfate	183	mg/L	4.0	06/28/24 15:27	

This report shall not be reproduced, except in full,
without the written consent of Pace Analytical Services, LLC.

Pace Analytical Services, LLC
9800 Kincey Ave. Suite 100
Huntersville, NC 28078
(704)875-9092

ANALYTICAL RESULTS

Project: Hammond AP-1
Pace Project No.: 92738916

Sample: HAM-INW-03 **Lab ID: 92738916001** Collected: 06/26/24 15:15 Received: 06/27/24 10:25 Matrix: Water

Parameters	Results	Units	Report Limit	MDL	DF	Prepared	Analyzed	CAS No.	Qual
6010D ATL ICP	Analytical Method: EPA 6010D Preparation Method: EPA 3010A Pace Analytical Services - Peachtree Corners, GA								
Iron	**0.85**	mg/L	0.040	0.025	1	07/03/24 13:22	07/06/24 23:13	7439-89-6	M1
Magnesium	**22.3**	mg/L	0.050	0.012	1	07/03/24 13:22	07/06/24 23:13	7439-95-4	M1
Manganese	**0.31**	mg/L	0.040	0.011	1	07/03/24 13:22	07/03/24 18:59	7439-96-5	
Potassium	**6.6**	mg/L	0.50	0.15	1	07/03/24 13:22	07/03/24 18:59	7440-09-7	M1
Sodium	**10.5**	mg/L	1.0	0.58	1	07/03/24 13:22	07/03/24 18:59	7440-23-5	M1
Calcium	**85.1**	mg/L	1.0	0.12	1	07/03/24 13:22	07/03/24 18:59	7440-70-2	M1
6020 MET ICPMS	Analytical Method: EPA 6020B Preparation Method: EPA 3005A Pace Analytical Services - Peachtree Corners, GA								
Antimony	ND	mg/L	0.0030	0.00054	1	07/03/24 12:51	07/08/24 17:28	7440-36-0	
Arsenic	ND	mg/L	0.0050	0.00084	1	07/03/24 12:51	07/08/24 17:28	7440-38-2	
Barium	**0.075**	mg/L	0.0050	0.00047	1	07/03/24 12:51	07/08/24 17:28	7440-39-3	
Beryllium	ND	mg/L	0.00050	0.000094	1	07/03/24 12:51	07/09/24 14:30	7440-41-7	
Boron	**1.6**	mg/L	0.040	0.012	1	07/03/24 12:51	07/08/24 17:28	7440-42-8	
Cadmium	ND	mg/L	0.00050	0.00010	1	07/03/24 12:51	07/08/24 17:28	7440-43-9	
Chromium	ND	mg/L	0.0050	0.0019	1	07/03/24 12:51	07/08/24 17:28	7440-47-3	
Cobalt	**0.00089J**	mg/L	0.0050	0.00032	1	07/03/24 12:51	07/08/24 17:28	7440-48-4	
Lead	ND	mg/L	0.0010	0.00016	1	07/03/24 12:51	07/08/24 17:28	7439-92-1	
Lithium	ND	mg/L	0.030	0.0016	1	07/03/24 12:51	07/09/24 14:30	7439-93-2	
Molybdenum	**0.38**	mg/L	0.010	0.00062	1	07/03/24 12:51	07/08/24 17:28	7439-98-7	
Selenium	ND	mg/L	0.0050	0.00096	1	07/03/24 12:51	07/08/24 17:28	7782-49-2	
Thallium	ND	mg/L	0.0010	0.00038	1	07/03/24 12:51	07/08/24 17:28	7440-28-0	
7470 Mercury	Analytical Method: EPA 7470A Preparation Method: EPA 7470A Pace Analytical Services - Peachtree Corners, GA								
Mercury	ND	mg/L	0.00020	0.00013	1	07/05/24 10:00	07/05/24 13:04	7439-97-6	
2320B Alkalinity	Analytical Method: SM 2320B-2011 Pace Analytical Services - Asheville								
Alkalinity,Bicarbonate (CaCO3)	**139**	mg/L	5.0	5.0	1		07/05/24 16:30		
Alkalinity,Carbonate (CaCO3)	ND	mg/L	5.0	5.0	1		07/05/24 16:30		
Alkalinity, Total as CaCO3	**139**	mg/L	5.0	5.0	1		07/05/24 16:30		
2540C Total Dissolved Solids	Analytical Method: SM 2540C-2015 Pace Analytical Services - Asheville								
Total Dissolved Solids	**480**	mg/L	25.0	25.0	1		07/03/24 13:30		
4500S2D Sulfide Water	Analytical Method: SM 4500-S2D-2011 Pace Analytical Services - Asheville								
Sulfide	ND	mg/L	0.10	0.022	1		06/28/24 03:26	18496-25-8	
300.0 IC Anions 28 Days	Analytical Method: EPA 300.0 Rev 2.1 1993 Pace Analytical Services - Asheville								
Chloride	**44.1**	mg/L	1.0	0.60	1		06/28/24 08:03	16887-00-6	

This report shall not be reproduced, except in full,
without the written consent of Pace Analytical Services, LLC.

Pace Analytical Services, LLC
9800 Kincey Ave. Suite 100
Huntersville, NC 28078
(704)875-9092

ANALYTICAL RESULTS

Project: Hammond AP-1
Pace Project No.: 92738916

Sample: HAM-INW-03 **Lab ID: 92738916001** Collected: 06/26/24 15:15 Received: 06/27/24 10:25 Matrix: Water

Parameters	Results	Units	Report Limit	MDL	DF	Prepared	Analyzed	CAS No.	Qual
300.0 IC Anions 28 Days	Analytical Method: EPA 300.0 Rev 2.1 1993 Pace Analytical Services - Asheville								
Fluoride	**0.46**	mg/L	0.10	0.050	1		06/28/24 08:03	16984-48-8	
Sulfate	**133**	mg/L	3.0	1.5	3		06/28/24 13:05	14808-79-8	

This report shall not be reproduced, except in full,
without the written consent of Pace Analytical Services, LLC.

Pace Analytical Services, LLC
9800 Kincey Ave. Suite 100
Huntersville, NC 28078
(704)875-9092

ANALYTICAL RESULTS

Project: Hammond AP-1
Pace Project No.: 92738916

Sample: HAM-PT-09 **Lab ID: 92738916002** Collected: 06/26/24 21:07 Received: 06/27/24 10:25 Matrix: Water

Parameters	Results	Units	Report Limit	MDL	DF	Prepared	Analyzed	CAS No.	Qual
6010D ATL ICP	Analytical Method: EPA 6010D Preparation Method: EPA 3010A Pace Analytical Services - Peachtree Corners, GA								
Manganese	**0.22**	mg/L	0.040	0.011	1	07/03/24 13:22	07/03/24 19:18	7439-96-5	
Potassium	**7.2**	mg/L	0.50	0.15	1	07/03/24 13:22	07/03/24 19:18	7440-09-7	
Sodium	**12.1**	mg/L	1.0	0.58	1	07/03/24 13:22	07/03/24 19:18	7440-23-5	
Calcium	**93.2**	mg/L	1.0	0.12	1	07/03/24 13:22	07/03/24 19:18	7440-70-2	
Iron	**1.2**	mg/L	0.040	0.025	1	07/03/24 13:22	07/06/24 23:27	7439-89-6	
Magnesium	**17.1**	mg/L	0.050	0.012	1	07/03/24 13:22	07/06/24 23:27	7439-95-4	
6020 MET ICPMS	Analytical Method: EPA 6020B Preparation Method: EPA 3005A Pace Analytical Services - Peachtree Corners, GA								
Antimony	ND	mg/L	0.0030	0.00054	1	07/03/24 12:51	07/08/24 17:32	7440-36-0	
Arsenic	ND	mg/L	0.0050	0.00084	1	07/03/24 12:51	07/08/24 17:32	7440-38-2	
Barium	**0.070**	mg/L	0.0050	0.00047	1	07/03/24 12:51	07/08/24 17:32	7440-39-3	
Beryllium	**0.00015J**	mg/L	0.00050	0.000094	1	07/03/24 12:51	07/09/24 14:33	7440-41-7	
Boron	**1.5**	mg/L	0.040	0.012	1	07/03/24 12:51	07/08/24 17:32	7440-42-8	
Cadmium	**0.00010J**	mg/L	0.00050	0.00010	1	07/03/24 12:51	07/08/24 17:32	7440-43-9	
Chromium	ND	mg/L	0.0050	0.0019	1	07/03/24 12:51	07/08/24 17:32	7440-47-3	
Cobalt	**0.0015J**	mg/L	0.0050	0.00032	1	07/03/24 12:51	07/08/24 17:32	7440-48-4	
Lead	**0.00033J**	mg/L	0.0010	0.00016	1	07/03/24 12:51	07/08/24 17:32	7439-92-1	
Lithium	ND	mg/L	0.030	0.0016	1	07/03/24 12:51	07/09/24 14:33	7439-93-2	
Molybdenum	**0.28**	mg/L	0.010	0.00062	1	07/03/24 12:51	07/08/24 17:32	7439-98-7	
Selenium	ND	mg/L	0.0050	0.00096	1	07/03/24 12:51	07/08/24 17:32	7782-49-2	
Thallium	ND	mg/L	0.0010	0.00038	1	07/03/24 12:51	07/08/24 17:32	7440-28-0	
7470 Mercury	Analytical Method: EPA 7470A Preparation Method: EPA 7470A Pace Analytical Services - Peachtree Corners, GA								
Mercury	ND	mg/L	0.00020	0.00013	1	07/05/24 10:00	07/05/24 13:06	7439-97-6	
2320B Alkalinity	Analytical Method: SM 2320B-2011 Pace Analytical Services - Asheville								
Alkalinity,Bicarbonate (CaCO3)	**117**	mg/L	5.0	5.0	1		07/05/24 16:39		
Alkalinity,Carbonate (CaCO3)	ND	mg/L	5.0	5.0	1		07/05/24 16:39		
Alkalinity, Total as CaCO3	**117**	mg/L	5.0	5.0	1		07/05/24 16:39		
2540C Total Dissolved Solids	Analytical Method: SM 2540C-2015 Pace Analytical Services - Asheville								
Total Dissolved Solids	**469**	mg/L	25.0	25.0	1		07/03/24 13:30		
4500S2D Sulfide Water	Analytical Method: SM 4500-S2D-2011 Pace Analytical Services - Asheville								
Sulfide	ND	mg/L	0.10	0.022	1		06/28/24 03:26	18496-25-8	
300.0 IC Anions 28 Days	Analytical Method: EPA 300.0 Rev 2.1 1993 Pace Analytical Services - Asheville								
Chloride	**48.9**	mg/L	1.0	0.60	1		06/28/24 08:17	16887-00-6	

This report shall not be reproduced, except in full,
without the written consent of Pace Analytical Services, LLC.

Pace Analytical Services, LLC
9800 Kincey Ave. Suite 100
Huntersville, NC 28078
(704)875-9092

ANALYTICAL RESULTS

Project: Hammond AP-1
Pace Project No.: 92738916

Sample: HAM-PT-09 **Lab ID: 92738916002** Collected: 06/26/24 21:07 Received: 06/27/24 10:25 Matrix: Water

Parameters	Results	Units	Report Limit	MDL	DF	Prepared	Analyzed	CAS No.	Qual
300.0 IC Anions 28 Days	Analytical Method: EPA 300.0 Rev 2.1 1993 Pace Analytical Services - Asheville								
Fluoride	**0.33**	mg/L	0.10	0.050	1		06/28/24 08:17	16984-48-8	
Sulfate	**125**	mg/L	3.0	1.5	3		06/28/24 13:19	14808-79-8	

This report shall not be reproduced, except in full,
without the written consent of Pace Analytical Services, LLC.

Pace Analytical Services, LLC
9800 Kincey Ave. Suite 100
Huntersville, NC 28078
(704)875-9092

ANALYTICAL RESULTS

Project: Hammond AP-1
Pace Project No.: 92738916

Sample: HAM-PT-10 **Lab ID: 92738916003** Collected: 06/26/24 15:00 Received: 06/27/24 10:25 Matrix: Water

Parameters	Results	Units	Report Limit	MDL	DF	Prepared	Analyzed	CAS No.	Qual
6010D ATL ICP	Analytical Method: EPA 6010D Preparation Method: EPA 3010A Pace Analytical Services - Peachtree Corners, GA								
Manganese	**0.54**	mg/L	0.040	0.011	1	07/03/24 13:22	07/03/24 19:23	7439-96-5	
Potassium	**7.2**	mg/L	0.50	0.15	1	07/03/24 13:22	07/03/24 19:23	7440-09-7	
Sodium	**9.6**	mg/L	1.0	0.58	1	07/03/24 13:22	07/03/24 19:23	7440-23-5	
Calcium	**104**	mg/L	1.0	0.12	1	07/03/24 13:22	07/03/24 19:23	7440-70-2	
Iron	**0.13**	mg/L	0.040	0.025	1	07/03/24 13:22	07/06/24 23:32	7439-89-6	
Magnesium	**14.1**	mg/L	0.050	0.012	1	07/03/24 13:22	07/06/24 23:32	7439-95-4	
6020 MET ICPMS	Analytical Method: EPA 6020B Preparation Method: EPA 3005A Pace Analytical Services - Peachtree Corners, GA								
Antimony	ND	mg/L	0.0030	0.00054	1	07/03/24 12:51	07/08/24 17:36	7440-36-0	
Arsenic	ND	mg/L	0.0050	0.00084	1	07/03/24 12:51	07/08/24 17:36	7440-38-2	
Barium	**0.050**	mg/L	0.0050	0.00047	1	07/03/24 12:51	07/08/24 17:36	7440-39-3	
Beryllium	ND	mg/L	0.00050	0.000094	1	07/03/24 12:51	07/09/24 14:37	7440-41-7	
Boron	**1.4**	mg/L	0.040	0.012	1	07/03/24 12:51	07/08/24 17:36	7440-42-8	
Cadmium	ND	mg/L	0.00050	0.00010	1	07/03/24 12:51	07/08/24 17:36	7440-43-9	
Chromium	ND	mg/L	0.0050	0.0019	1	07/03/24 12:51	07/08/24 17:36	7440-47-3	
Cobalt	**0.0015J**	mg/L	0.0050	0.00032	1	07/03/24 12:51	07/08/24 17:36	7440-48-4	
Lead	ND	mg/L	0.0010	0.00016	1	07/03/24 12:51	07/08/24 17:36	7439-92-1	
Lithium	ND	mg/L	0.030	0.0016	1	07/03/24 12:51	07/09/24 14:37	7439-93-2	
Molybdenum	**0.13**	mg/L	0.010	0.00062	1	07/03/24 12:51	07/08/24 17:36	7439-98-7	
Selenium	ND	mg/L	0.0050	0.00096	1	07/03/24 12:51	07/08/24 17:36	7782-49-2	
Thallium	ND	mg/L	0.0010	0.00038	1	07/03/24 12:51	07/08/24 17:36	7440-28-0	
7470 Mercury	Analytical Method: EPA 7470A Preparation Method: EPA 7470A Pace Analytical Services - Peachtree Corners, GA								
Mercury	ND	mg/L	0.00020	0.00013	1	07/05/24 10:00	07/05/24 13:09	7439-97-6	
2320B Alkalinity	Analytical Method: SM 2320B-2011 Pace Analytical Services - Asheville								
Alkalinity,Bicarbonate (CaCO3)	**121**	mg/L	5.0	5.0	1		07/05/24 16:47		
Alkalinity,Carbonate (CaCO3)	ND	mg/L	5.0	5.0	1		07/05/24 16:47		
Alkalinity, Total as CaCO3	**121**	mg/L	5.0	5.0	1		07/05/24 16:47		
2540C Total Dissolved Solids	Analytical Method: SM 2540C-2015 Pace Analytical Services - Asheville								
Total Dissolved Solids	**480**	mg/L	25.0	25.0	1		07/03/24 13:30		
4500S2D Sulfide Water	Analytical Method: SM 4500-S2D-2011 Pace Analytical Services - Asheville								
Sulfide	ND	mg/L	0.10	0.022	1		06/28/24 03:28	18496-25-8	
300.0 IC Anions 28 Days	Analytical Method: EPA 300.0 Rev 2.1 1993 Pace Analytical Services - Asheville								
Chloride	**47.2**	mg/L	1.0	0.60	1		06/28/24 08:32	16887-00-6	

This report shall not be reproduced, except in full,
without the written consent of Pace Analytical Services, LLC.

Pace Analytical Services, LLC
9800 Kincey Ave. Suite 100
Huntersville, NC 28078
(704)875-9092

ANALYTICAL RESULTS

Project: Hammond AP-1
Pace Project No.: 92738916

Sample: HAM-PT-10 **Lab ID: 92738916003** Collected: 06/26/24 15:00 Received: 06/27/24 10:25 Matrix: Water

Parameters	Results	Units	Report Limit	MDL	DF	Prepared	Analyzed	CAS No.	Qual
300.0 IC Anions 28 Days	Analytical Method: EPA 300.0 Rev 2.1 1993 Pace Analytical Services - Asheville								
Fluoride	**0.22**	mg/L	0.10	0.050	1		06/28/24 08:32	16984-48-8	
Sulfate	**135**	mg/L	3.0	1.5	3		06/28/24 13:34	14808-79-8	

This report shall not be reproduced, except in full,
without the written consent of Pace Analytical Services, LLC.

Pace Analytical Services, LLC
9800 Kincey Ave. Suite 100
Huntersville, NC 28078
(704)875-9092

ANALYTICAL RESULTS

Project: Hammond AP-1
Pace Project No.: 92738916

Sample: HAM-PT-11 **Lab ID: 92738916004** Collected: 06/26/24 12:50 Received: 06/27/24 10:25 Matrix: Water

Parameters	Results	Units	Report Limit	MDL	DF	Prepared	Analyzed	CAS No.	Qual
6010D ATL ICP	Analytical Method: EPA 6010D Preparation Method: EPA 3010A Pace Analytical Services - Peachtree Corners, GA								
Iron	**0.34**	mg/L	0.040	0.025	1	07/03/24 13:22	07/06/24 23:37	7439-89-6	
Magnesium	**18.8**	mg/L	0.050	0.012	1	07/03/24 13:22	07/06/24 23:37	7439-95-4	
Manganese	**0.22**	mg/L	0.040	0.011	1	07/03/24 13:22	07/03/24 19:28	7439-96-5	
Potassium	**7.2**	mg/L	0.50	0.15	1	07/03/24 13:22	07/03/24 19:28	7440-09-7	
Sodium	**10**	mg/L	1.0	0.58	1	07/03/24 13:22	07/03/24 19:28	7440-23-5	
Calcium	**96.0**	mg/L	1.0	0.12	1	07/03/24 13:22	07/03/24 19:28	7440-70-2	
6020 MET ICPMS	Analytical Method: EPA 6020B Preparation Method: EPA 3005A Pace Analytical Services - Peachtree Corners, GA								
Antimony	ND	mg/L	0.0030	0.00054	1	07/03/24 12:51	07/08/24 17:41	7440-36-0	
Arsenic	ND	mg/L	0.0050	0.00084	1	07/03/24 12:51	07/08/24 17:41	7440-38-2	
Barium	**0.074**	mg/L	0.0050	0.00047	1	07/03/24 12:51	07/08/24 17:41	7440-39-3	
Beryllium	ND	mg/L	0.00050	0.000094	1	07/03/24 12:51	07/09/24 14:41	7440-41-7	
Boron	**1.3**	mg/L	0.040	0.012	1	07/03/24 12:51	07/08/24 17:41	7440-42-8	
Cadmium	ND	mg/L	0.00050	0.00010	1	07/03/24 12:51	07/08/24 17:41	7440-43-9	
Chromium	ND	mg/L	0.0050	0.0019	1	07/03/24 12:51	07/08/24 17:41	7440-47-3	
Cobalt	**0.0015J**	mg/L	0.0050	0.00032	1	07/03/24 12:51	07/08/24 17:41	7440-48-4	
Lead	ND	mg/L	0.0010	0.00016	1	07/03/24 12:51	07/08/24 17:41	7439-92-1	
Lithium	ND	mg/L	0.030	0.0016	1	07/03/24 12:51	07/09/24 14:41	7439-93-2	
Molybdenum	**0.24**	mg/L	0.010	0.00062	1	07/03/24 12:51	07/08/24 17:41	7439-98-7	
Selenium	ND	mg/L	0.0050	0.00096	1	07/03/24 12:51	07/08/24 17:41	7782-49-2	
Thallium	ND	mg/L	0.0010	0.00038	1	07/03/24 12:51	07/08/24 17:41	7440-28-0	
7470 Mercury	Analytical Method: EPA 7470A Preparation Method: EPA 7470A Pace Analytical Services - Peachtree Corners, GA								
Mercury	ND	mg/L	0.00020	0.00013	1	07/05/24 10:00	07/05/24 13:12	7439-97-6	
2320B Alkalinity	Analytical Method: SM 2320B-2011 Pace Analytical Services - Asheville								
Alkalinity,Bicarbonate (CaCO3)	**131**	mg/L	5.0	5.0	1		07/05/24 16:56		
Alkalinity,Carbonate (CaCO3)	ND	mg/L	5.0	5.0	1		07/05/24 16:56		
Alkalinity, Total as CaCO3	**131**	mg/L	5.0	5.0	1		07/05/24 16:56		
2540C Total Dissolved Solids	Analytical Method: SM 2540C-2015 Pace Analytical Services - Asheville								
Total Dissolved Solids	**468**	mg/L	25.0	25.0	1		07/03/24 13:31		
4500S2D Sulfide Water	Analytical Method: SM 4500-S2D-2011 Pace Analytical Services - Asheville								
Sulfide	ND	mg/L	0.10	0.022	1		06/28/24 03:30	18496-25-8	
300.0 IC Anions 28 Days	Analytical Method: EPA 300.0 Rev 2.1 1993 Pace Analytical Services - Asheville								
Chloride	**42.5**	mg/L	1.0	0.60	1		06/28/24 08:46	16887-00-6	

This report shall not be reproduced, except in full,
without the written consent of Pace Analytical Services, LLC.

Pace Analytical Services, LLC
9800 Kincey Ave. Suite 100
Huntersville, NC 28078
(704)875-9092

ANALYTICAL RESULTS

Project: Hammond AP-1
Pace Project No.: 92738916

Sample: HAM-PT-11 **Lab ID: 92738916004** Collected: 06/26/24 12:50 Received: 06/27/24 10:25 Matrix: Water

Parameters	Results	Units	Report Limit	MDL	DF	Prepared	Analyzed	CAS No.	Qual
300.0 IC Anions 28 Days	Analytical Method: EPA 300.0 Rev 2.1 1993 Pace Analytical Services - Asheville								
Fluoride	**0.35**	mg/L	0.10	0.050	1		06/28/24 08:46	16984-48-8	
Sulfate	**121**	mg/L	3.0	1.5	3		06/28/24 13:48	14808-79-8	

This report shall not be reproduced, except in full,
without the written consent of Pace Analytical Services, LLC.

Pace Analytical Services, LLC
9800 Kincey Ave. Suite 100
Huntersville, NC 28078
(704)875-9092

ANALYTICAL RESULTS

Project: Hammond AP-1
Pace Project No.: 92738916

Sample: HAM-PT-12 **Lab ID: 92738916005** Collected: 06/26/24 19:02 Received: 06/27/24 10:25 Matrix: Water

Parameters	Results	Units	Report Limit	MDL	DF	Prepared	Analyzed	CAS No.	Qual
6010D ATL ICP	Analytical Method: EPA 6010D Preparation Method: EPA 3010A Pace Analytical Services - Peachtree Corners, GA								
Manganese	**0.43**	mg/L	0.040	0.011	1	07/03/24 13:22	07/03/24 19:32	7439-96-5	
Potassium	**6.3**	mg/L	0.50	0.15	1	07/03/24 13:22	07/03/24 19:32	7440-09-7	
Sodium	**10.0**	mg/L	1.0	0.58	1	07/03/24 13:22	07/03/24 19:32	7440-23-5	
Calcium	**89.8**	mg/L	1.0	0.12	1	07/03/24 13:22	07/03/24 19:32	7440-70-2	
Iron	**0.18**	mg/L	0.040	0.025	1	07/03/24 13:22	07/06/24 23:42	7439-89-6	
Magnesium	**21.6**	mg/L	0.050	0.012	1	07/03/24 13:22	07/06/24 23:42	7439-95-4	
6020 MET ICPMS	Analytical Method: EPA 6020B Preparation Method: EPA 3005A Pace Analytical Services - Peachtree Corners, GA								
Antimony	ND	mg/L	0.0030	0.00054	1	07/03/24 12:51	07/08/24 17:45	7440-36-0	
Arsenic	ND	mg/L	0.0050	0.00084	1	07/03/24 12:51	07/08/24 17:45	7440-38-2	
Barium	**0.066**	mg/L	0.0050	0.00047	1	07/03/24 12:51	07/08/24 17:45	7440-39-3	
Beryllium	ND	mg/L	0.00050	0.000094	1	07/03/24 12:51	07/09/24 14:44	7440-41-7	
Boron	**1.3**	mg/L	0.040	0.012	1	07/03/24 12:51	07/08/24 17:45	7440-42-8	
Cadmium	**0.00012J**	mg/L	0.00050	0.00010	1	07/03/24 12:51	07/08/24 17:45	7440-43-9	
Chromium	ND	mg/L	0.0050	0.0019	1	07/03/24 12:51	07/08/24 17:45	7440-47-3	
Cobalt	**0.0015J**	mg/L	0.0050	0.00032	1	07/03/24 12:51	07/08/24 17:45	7440-48-4	
Lead	ND	mg/L	0.0010	0.00016	1	07/03/24 12:51	07/08/24 17:45	7439-92-1	
Lithium	ND	mg/L	0.030	0.0016	1	07/03/24 12:51	07/09/24 14:44	7439-93-2	
Molybdenum	**0.30**	mg/L	0.010	0.00062	1	07/03/24 12:51	07/08/24 17:45	7439-98-7	
Selenium	ND	mg/L	0.0050	0.00096	1	07/03/24 12:51	07/08/24 17:45	7782-49-2	
Thallium	ND	mg/L	0.0010	0.00038	1	07/03/24 12:51	07/08/24 17:45	7440-28-0	
7470 Mercury	Analytical Method: EPA 7470A Preparation Method: EPA 7470A Pace Analytical Services - Peachtree Corners, GA								
Mercury	ND	mg/L	0.00020	0.00013	1	07/05/24 10:00	07/05/24 13:14	7439-97-6	
2320B Alkalinity	Analytical Method: SM 2320B-2011 Pace Analytical Services - Asheville								
Alkalinity,Bicarbonate (CaCO3)	**129**	mg/L	5.0	5.0	1		07/05/24 17:06		
Alkalinity,Carbonate (CaCO3)	ND	mg/L	5.0	5.0	1		07/05/24 17:06		
Alkalinity, Total as CaCO3	**129**	mg/L	5.0	5.0	1		07/05/24 17:06		
2540C Total Dissolved Solids	Analytical Method: SM 2540C-2015 Pace Analytical Services - Asheville								
Total Dissolved Solids	**479**	mg/L	25.0	25.0	1		07/03/24 13:31		
4500S2D Sulfide Water	Analytical Method: SM 4500-S2D-2011 Pace Analytical Services - Asheville								
Sulfide	ND	mg/L	0.10	0.022	1		06/28/24 03:30	18496-25-8	
300.0 IC Anions 28 Days	Analytical Method: EPA 300.0 Rev 2.1 1993 Pace Analytical Services - Asheville								
Chloride	**45.5**	mg/L	1.0	0.60	1		06/28/24 09:29	16887-00-6	

This report shall not be reproduced, except in full,
without the written consent of Pace Analytical Services, LLC.

Pace Analytical Services, LLC
9800 Kincey Ave. Suite 100
Huntersville, NC 28078
(704)875-9092

ANALYTICAL RESULTS

Project: Hammond AP-1
Pace Project No.: 92738916

Sample: HAM-PT-12 **Lab ID: 92738916005** Collected: 06/26/24 19:02 Received: 06/27/24 10:25 Matrix: Water

Parameters	Results	Units	Report Limit	MDL	DF	Prepared	Analyzed	CAS No.	Qual
300.0 IC Anions 28 Days	Analytical Method: EPA 300.0 Rev 2.1 1993 Pace Analytical Services - Asheville								
Fluoride	**0.36**	mg/L	0.10	0.050	1		06/28/24 09:29	16984-48-8	M1
Sulfate	**129**	mg/L	3.0	1.5	3		06/28/24 14:02	14808-79-8	M1

This report shall not be reproduced, except in full,
without the written consent of Pace Analytical Services, LLC.

Pace Analytical Services, LLC
9800 Kincey Ave. Suite 100
Huntersville, NC 28078
(704)875-9092

ANALYTICAL RESULTS

Project: Hammond AP-1
Pace Project No.: 92738916

Sample: HAM-AP1-EB-01 **Lab ID: 92738916006** Collected: 06/26/24 19:50 Received: 06/27/24 10:25 Matrix: Water

Parameters	Results	Units	Report Limit	MDL	DF	Prepared	Analyzed	CAS No.	Qual
6010D ATL ICP	Analytical Method: EPA 6010D Preparation Method: EPA 3010A Pace Analytical Services - Peachtree Corners, GA								
Manganese	ND	mg/L	0.040	0.011	1	07/03/24 13:22	07/03/24 19:47	7439-96-5	
Potassium	ND	mg/L	0.50	0.15	1	07/03/24 13:22	07/03/24 19:47	7440-09-7	
Sodium	ND	mg/L	1.0	0.58	1	07/03/24 13:22	07/03/24 19:47	7440-23-5	
Calcium	ND	mg/L	1.0	0.12	1	07/03/24 13:22	07/03/24 19:47	7440-70-2	
Iron	ND	mg/L	0.040	0.025	1	07/03/24 13:22	07/06/24 23:47	7439-89-6	
Magnesium	ND	mg/L	0.050	0.012	1	07/03/24 13:22	07/06/24 23:47	7439-95-4	
6020 MET ICPMS	Analytical Method: EPA 6020B Preparation Method: EPA 3005A Pace Analytical Services - Peachtree Corners, GA								
Antimony	ND	mg/L	0.0030	0.00054	1	07/03/24 12:51	07/08/24 17:49	7440-36-0	
Arsenic	ND	mg/L	0.0050	0.00084	1	07/03/24 12:51	07/08/24 17:49	7440-38-2	
Barium	ND	mg/L	0.0050	0.00047	1	07/03/24 12:51	07/08/24 17:49	7440-39-3	
Beryllium	ND	mg/L	0.00050	0.000094	1	07/03/24 12:51	07/09/24 14:48	7440-41-7	
Boron	ND	mg/L	0.040	0.012	1	07/03/24 12:51	07/08/24 17:49	7440-42-8	
Cadmium	ND	mg/L	0.00050	0.00010	1	07/03/24 12:51	07/08/24 17:49	7440-43-9	
Chromium	ND	mg/L	0.0050	0.0019	1	07/03/24 12:51	07/08/24 17:49	7440-47-3	
Cobalt	ND	mg/L	0.0050	0.00032	1	07/03/24 12:51	07/08/24 17:49	7440-48-4	
Lead	ND	mg/L	0.0010	0.00016	1	07/03/24 12:51	07/08/24 17:49	7439-92-1	
Lithium	ND	mg/L	0.030	0.0016	1	07/03/24 12:51	07/09/24 14:48	7439-93-2	
Molybdenum	ND	mg/L	0.010	0.00062	1	07/03/24 12:51	07/08/24 17:49	7439-98-7	
Selenium	ND	mg/L	0.0050	0.00096	1	07/03/24 12:51	07/08/24 17:49	7782-49-2	
Thallium	ND	mg/L	0.0010	0.00038	1	07/03/24 12:51	07/08/24 17:49	7440-28-0	
7470 Mercury	Analytical Method: EPA 7470A Preparation Method: EPA 7470A Pace Analytical Services - Peachtree Corners, GA								
Mercury	ND	mg/L	0.00020	0.00013	1	07/05/24 10:00	07/05/24 13:17	7439-97-6	
2320B Alkalinity	Analytical Method: SM 2320B-2011 Pace Analytical Services - Asheville								
Alkalinity,Bicarbonate (CaCO3)	ND	mg/L	5.0	5.0	1		07/05/24 17:15		
Alkalinity,Carbonate (CaCO3)	ND	mg/L	5.0	5.0	1		07/05/24 17:15		
Alkalinity, Total as CaCO3	ND	mg/L	5.0	5.0	1		07/05/24 17:15		
2540C Total Dissolved Solids	Analytical Method: SM 2540C-2015 Pace Analytical Services - Asheville								
Total Dissolved Solids	ND	mg/L	25.0	25.0	1		07/03/24 13:31		
4500S2D Sulfide Water	Analytical Method: SM 4500-S2D-2011 Pace Analytical Services - Asheville								
Sulfide	ND	mg/L	0.10	0.022	1		06/28/24 03:31	18496-25-8	
300.0 IC Anions 28 Days	Analytical Method: EPA 300.0 Rev 2.1 1993 Pace Analytical Services - Asheville								
Chloride	ND	mg/L	1.0	0.60	1		06/27/24 23:12	16887-00-6	

This report shall not be reproduced, except in full,
without the written consent of Pace Analytical Services, LLC.

Pace Analytical Services, LLC
9800 Kincey Ave. Suite 100
Huntersville, NC 28078
(704)875-9092

ANALYTICAL RESULTS

Project: Hammond AP-1
Pace Project No.: 92738916

Sample: HAM-AP1-EB-01 **Lab ID: 92738916006** Collected: 06/26/24 19:50 Received: 06/27/24 10:25 Matrix: Water

Parameters	Results	Units	Report Limit	MDL	DF	Prepared	Analyzed	CAS No.	Qual
300.0 IC Anions 28 Days	Analytical Method: EPA 300.0 Rev 2.1 1993 Pace Analytical Services - Asheville								
Fluoride	ND	mg/L	0.10	0.050	1		06/27/24 23:12	16984-48-8	
Sulfate	ND	mg/L	1.0	0.50	1		06/27/24 23:12	14808-79-8	

This report shall not be reproduced, except in full,
without the written consent of Pace Analytical Services, LLC.

Pace Analytical Services, LLC
9800 Kincey Ave. Suite 100
Huntersville, NC 28078
(704)875-9092

ANALYTICAL RESULTS

Project: Hammond AP-1
Pace Project No.: 92738916

Sample: HAM-AP1-FB-01 **Lab ID: 92738916007** Collected: 06/26/24 18:30 Received: 06/27/24 10:25 Matrix: Water

Parameters	Results	Units	Report Limit	MDL	DF	Prepared	Analyzed	CAS No.	Qual
6010D ATL ICP	Analytical Method: EPA 6010D Preparation Method: EPA 3010A Pace Analytical Services - Peachtree Corners, GA								
Manganese	ND	mg/L	0.040	0.011	1	07/03/24 13:22	07/03/24 19:51	7439-96-5	
Potassium	ND	mg/L	0.50	0.15	1	07/03/24 13:22	07/03/24 19:51	7440-09-7	
Sodium	ND	mg/L	1.0	0.58	1	07/03/24 13:22	07/03/24 19:51	7440-23-5	
Calcium	ND	mg/L	1.0	0.12	1	07/03/24 13:22	07/03/24 19:51	7440-70-2	
Iron	**0.030J**	mg/L	0.040	0.025	1	07/03/24 13:22	07/07/24 00:01	7439-89-6	
Magnesium	ND	mg/L	0.050	0.012	1	07/03/24 13:22	07/07/24 00:01	7439-95-4	
6020 MET ICPMS	Analytical Method: EPA 6020B Preparation Method: EPA 3005A Pace Analytical Services - Peachtree Corners, GA								
Antimony	ND	mg/L	0.0030	0.00054	1	07/03/24 12:51	07/08/24 17:53	7440-36-0	
Arsenic	ND	mg/L	0.0050	0.00084	1	07/03/24 12:51	07/08/24 17:53	7440-38-2	
Barium	ND	mg/L	0.0050	0.00047	1	07/03/24 12:51	07/08/24 17:53	7440-39-3	
Beryllium	ND	mg/L	0.00050	0.000094	1	07/03/24 12:51	07/09/24 14:52	7440-41-7	
Boron	ND	mg/L	0.040	0.012	1	07/03/24 12:51	07/08/24 17:53	7440-42-8	
Cadmium	ND	mg/L	0.00050	0.00010	1	07/03/24 12:51	07/08/24 17:53	7440-43-9	
Chromium	ND	mg/L	0.0050	0.0019	1	07/03/24 12:51	07/08/24 17:53	7440-47-3	
Cobalt	ND	mg/L	0.0050	0.00032	1	07/03/24 12:51	07/08/24 17:53	7440-48-4	
Lead	ND	mg/L	0.0010	0.00016	1	07/03/24 12:51	07/08/24 17:53	7439-92-1	
Lithium	ND	mg/L	0.030	0.0016	1	07/03/24 12:51	07/09/24 14:52	7439-93-2	
Molybdenum	ND	mg/L	0.010	0.00062	1	07/03/24 12:51	07/08/24 17:53	7439-98-7	
Selenium	ND	mg/L	0.0050	0.00096	1	07/03/24 12:51	07/08/24 17:53	7782-49-2	
Thallium	ND	mg/L	0.0010	0.00038	1	07/03/24 12:51	07/08/24 17:53	7440-28-0	
7470 Mercury	Analytical Method: EPA 7470A Preparation Method: EPA 7470A Pace Analytical Services - Peachtree Corners, GA								
Mercury	ND	mg/L	0.00020	0.00013	1	07/05/24 10:00	07/05/24 13:25	7439-97-6	
2320B Alkalinity	Analytical Method: SM 2320B-2011 Pace Analytical Services - Asheville								
Alkalinity,Bicarbonate (CaCO3)	ND	mg/L	5.0	5.0	1		07/05/24 19:48		
Alkalinity,Carbonate (CaCO3)	ND	mg/L	5.0	5.0	1		07/05/24 19:48		
Alkalinity, Total as CaCO3	ND	mg/L	5.0	5.0	1		07/05/24 19:48		
2540C Total Dissolved Solids	Analytical Method: SM 2540C-2015 Pace Analytical Services - Asheville								
Total Dissolved Solids	ND	mg/L	25.0	25.0	1		07/03/24 13:31		
4500S2D Sulfide Water	Analytical Method: SM 4500-S2D-2011 Pace Analytical Services - Asheville								
Sulfide	ND	mg/L	0.10	0.022	1		06/28/24 03:31	18496-25-8	
300.0 IC Anions 28 Days	Analytical Method: EPA 300.0 Rev 2.1 1993 Pace Analytical Services - Asheville								
Chloride	ND	mg/L	1.0	0.60	1		06/27/24 23:27	16887-00-6	

This report shall not be reproduced, except in full,
without the written consent of Pace Analytical Services, LLC.

Pace Analytical Services, LLC
9800 Kincey Ave. Suite 100
Huntersville, NC 28078
(704)875-9092

ANALYTICAL RESULTS

Project: Hammond AP-1
Pace Project No.: 92738916

Sample: HAM-AP1-FB-01 **Lab ID: 92738916007** Collected: 06/26/24 18:30 Received: 06/27/24 10:25 Matrix: Water

Parameters	Results	Units	Report Limit	MDL	DF	Prepared	Analyzed	CAS No.	Qual
300.0 IC Anions 28 Days	Analytical Method: EPA 300.0 Rev 2.1 1993 Pace Analytical Services - Asheville								
Fluoride	ND	mg/L	0.10	0.050	1		06/27/24 23:27	16984-48-8	
Sulfate	ND	mg/L	1.0	0.50	1		06/27/24 23:27	14808-79-8	

This report shall not be reproduced, except in full,
without the written consent of Pace Analytical Services, LLC.

Pace Analytical Services, LLC
9800 Kincey Ave. Suite 100
Huntersville, NC 28078
(704)875-9092

ANALYTICAL RESULTS

Project: Hammond AP-1
Pace Project No.: 92738916

Sample: HAM-AP1-FD-01 **Lab ID: 92738916008** Collected: 06/26/24 00:00 Received: 06/27/24 10:25 Matrix: Water

Parameters	Results	Units	Report Limit	MDL	DF	Prepared	Analyzed	CAS No.	Qual
6010D ATL ICP	Analytical Method: EPA 6010D Preparation Method: EPA 3010A Pace Analytical Services - Peachtree Corners, GA								
Iron	**0.21**	mg/L	0.040	0.025	1	07/03/24 13:22	07/07/24 00:06	7439-89-6	
Magnesium	**15.3**	mg/L	0.050	0.012	1	07/03/24 13:22	07/07/24 00:06	7439-95-4	
Manganese	**0.87**	mg/L	0.040	0.011	1	07/03/24 13:22	07/03/24 19:56	7439-96-5	
Potassium	**5.6**	mg/L	0.50	0.15	1	07/03/24 13:22	07/03/24 19:56	7440-09-7	
Sodium	**11.7**	mg/L	1.0	0.58	1	07/03/24 13:22	07/03/24 19:56	7440-23-5	
Calcium	**149**	mg/L	1.0	0.12	1	07/03/24 13:22	07/03/24 19:56	7440-70-2	
6020 MET ICPMS	Analytical Method: EPA 6020B Preparation Method: EPA 3005A Pace Analytical Services - Peachtree Corners, GA								
Antimony	ND	mg/L	0.0030	0.00054	1	07/03/24 12:51	07/08/24 17:57	7440-36-0	
Arsenic	ND	mg/L	0.0050	0.00084	1	07/03/24 12:51	07/08/24 17:57	7440-38-2	
Barium	**0.11**	mg/L	0.0050	0.00047	1	07/03/24 12:51	07/08/24 17:57	7440-39-3	
Beryllium	ND	mg/L	0.00050	0.000094	1	07/03/24 12:51	07/09/24 14:55	7440-41-7	
Boron	**1.4**	mg/L	0.040	0.012	1	07/03/24 12:51	07/08/24 17:57	7440-42-8	
Cadmium	ND	mg/L	0.00050	0.00010	1	07/03/24 12:51	07/08/24 17:57	7440-43-9	
Chromium	ND	mg/L	0.0050	0.0019	1	07/03/24 12:51	07/08/24 17:57	7440-47-3	
Cobalt	**0.00063J**	mg/L	0.0050	0.00032	1	07/03/24 12:51	07/08/24 17:57	7440-48-4	
Lead	ND	mg/L	0.0010	0.00016	1	07/03/24 12:51	07/08/24 17:57	7439-92-1	
Lithium	**0.0035J**	mg/L	0.030	0.0016	1	07/03/24 12:51	07/09/24 14:55	7439-93-2	
Molybdenum	**0.053**	mg/L	0.010	0.00062	1	07/03/24 12:51	07/08/24 17:57	7439-98-7	
Selenium	ND	mg/L	0.0050	0.00096	1	07/03/24 12:51	07/08/24 17:57	7782-49-2	
Thallium	ND	mg/L	0.0010	0.00038	1	07/03/24 12:51	07/08/24 17:57	7440-28-0	
7470 Mercury	Analytical Method: EPA 7470A Preparation Method: EPA 7470A Pace Analytical Services - Peachtree Corners, GA								
Mercury	ND	mg/L	0.00020	0.00013	1	07/05/24 10:00	07/05/24 13:27	7439-97-6	
2320B Alkalinity	Analytical Method: SM 2320B-2011 Pace Analytical Services - Asheville								
Alkalinity,Bicarbonate (CaCO3)	**168**	mg/L	5.0	5.0	1		07/05/24 19:52		
Alkalinity,Carbonate (CaCO3)	ND	mg/L	5.0	5.0	1		07/05/24 19:52		
Alkalinity, Total as CaCO3	**168**	mg/L	5.0	5.0	1		07/05/24 19:52		
2540C Total Dissolved Solids	Analytical Method: SM 2540C-2015 Pace Analytical Services - Asheville								
Total Dissolved Solids	**602**	mg/L	25.0	25.0	1		07/03/24 13:31		
4500S2D Sulfide Water	Analytical Method: SM 4500-S2D-2011 Pace Analytical Services - Asheville								
Sulfide	ND	mg/L	0.10	0.022	1		06/28/24 03:31	18496-25-8	
300.0 IC Anions 28 Days	Analytical Method: EPA 300.0 Rev 2.1 1993 Pace Analytical Services - Asheville								
Chloride	**60.4**	mg/L	1.0	0.60	1		06/28/24 10:12	16887-00-6	

This report shall not be reproduced, except in full,
without the written consent of Pace Analytical Services, LLC.

Pace Analytical Services, LLC
9800 Kincey Ave. Suite 100
Huntersville, NC 28078
(704)875-9092

ANALYTICAL RESULTS

Project: Hammond AP-1
Pace Project No.: 92738916

Sample: HAM-AP1-FD-01 **Lab ID: 92738916008** Collected: 06/26/24 00:00 Received: 06/27/24 10:25 Matrix: Water

Parameters	Results	Units	Report Limit	MDL	DF	Prepared	Analyzed	CAS No.	Qual
300.0 IC Anions 28 Days	Analytical Method: EPA 300.0 Rev 2.1 1993 Pace Analytical Services - Asheville								
Fluoride	**0.12**	mg/L	0.10	0.050	1		06/28/24 10:12	16984-48-8	
Sulfate	**183**	mg/L	4.0	2.0	4		06/28/24 15:13	14808-79-8	

This report shall not be reproduced, except in full,
without the written consent of Pace Analytical Services, LLC.

Pace Analytical Services, LLC
9800 Kincey Ave. Suite 100
Huntersville, NC 28078
(704)875-9092

ANALYTICAL RESULTS

Project: Hammond AP-1
Pace Project No.: 92738916

Sample: HAM-AS-01 **Lab ID: 92738916009** Collected: 06/26/24 17:05 Received: 06/27/24 10:25 Matrix: Water

Parameters	Results	Units	Report Limit	MDL	DF	Prepared	Analyzed	CAS No.	Qual
6010D ATL ICP	Analytical Method: EPA 6010D Preparation Method: EPA 3010A Pace Analytical Services - Peachtree Corners, GA								
Iron	**0.27**	mg/L	0.040	0.025	1	07/03/24 13:22	07/07/24 00:11	7439-89-6	
Magnesium	**15.8**	mg/L	0.050	0.012	1	07/03/24 13:22	07/07/24 00:11	7439-95-4	
Manganese	**0.96**	mg/L	0.040	0.011	1	07/03/24 13:22	07/03/24 20:01	7439-96-5	
Potassium	**5.4**	mg/L	0.50	0.15	1	07/03/24 13:22	07/03/24 20:01	7440-09-7	
Sodium	**11.4**	mg/L	1.0	0.58	1	07/03/24 13:22	07/03/24 20:01	7440-23-5	
Calcium	**141**	mg/L	1.0	0.12	1	07/03/24 13:22	07/03/24 20:01	7440-70-2	
6020 MET ICPMS	Analytical Method: EPA 6020B Preparation Method: EPA 3005A Pace Analytical Services - Peachtree Corners, GA								
Antimony	ND	mg/L	0.0030	0.00054	1	07/03/24 12:51	07/08/24 18:42	7440-36-0	
Arsenic	ND	mg/L	0.0050	0.00084	1	07/03/24 12:51	07/08/24 18:42	7440-38-2	
Barium	**0.11**	mg/L	0.0050	0.00047	1	07/03/24 12:51	07/08/24 18:42	7440-39-3	
Beryllium	ND	mg/L	0.00050	0.000094	1	07/03/24 12:51	07/09/24 15:12	7440-41-7	
Boron	**1.4**	mg/L	0.040	0.012	1	07/03/24 12:51	07/08/24 18:42	7440-42-8	
Cadmium	ND	mg/L	0.00050	0.00010	1	07/03/24 12:51	07/08/24 18:42	7440-43-9	
Chromium	ND	mg/L	0.0050	0.0019	1	07/03/24 12:51	07/08/24 18:42	7440-47-3	
Cobalt	**0.00070J**	mg/L	0.0050	0.00032	1	07/03/24 12:51	07/08/24 18:42	7440-48-4	
Lead	ND	mg/L	0.0010	0.00016	1	07/03/24 12:51	07/08/24 18:42	7439-92-1	
Lithium	**0.0037J**	mg/L	0.030	0.0016	1	07/03/24 12:51	07/09/24 15:12	7439-93-2	
Molybdenum	**0.050**	mg/L	0.010	0.00062	1	07/03/24 12:51	07/08/24 18:42	7439-98-7	
Selenium	ND	mg/L	0.0050	0.00096	1	07/03/24 12:51	07/08/24 18:42	7782-49-2	
Thallium	ND	mg/L	0.0010	0.00038	1	07/03/24 12:51	07/08/24 18:42	7440-28-0	
7470 Mercury	Analytical Method: EPA 7470A Preparation Method: EPA 7470A Pace Analytical Services - Peachtree Corners, GA								
Mercury	ND	mg/L	0.00020	0.00013	1	07/05/24 10:00	07/05/24 13:30	7439-97-6	
2320B Alkalinity	Analytical Method: SM 2320B-2011 Pace Analytical Services - Asheville								
Alkalinity,Bicarbonate (CaCO3)	**162**	mg/L	5.0	5.0	1		07/05/24 20:03		
Alkalinity,Carbonate (CaCO3)	ND	mg/L	5.0	5.0	1		07/05/24 20:03		
Alkalinity, Total as CaCO3	**162**	mg/L	5.0	5.0	1		07/05/24 20:03		
2540C Total Dissolved Solids	Analytical Method: SM 2540C-2015 Pace Analytical Services - Asheville								
Total Dissolved Solids	**611**	mg/L	25.0	25.0	1		07/03/24 13:31		
4500S2D Sulfide Water	Analytical Method: SM 4500-S2D-2011 Pace Analytical Services - Asheville								
Sulfide	ND	mg/L	0.10	0.022	1		06/28/24 03:32	18496-25-8	
300.0 IC Anions 28 Days	Analytical Method: EPA 300.0 Rev 2.1 1993 Pace Analytical Services - Asheville								
Chloride	**60.8**	mg/L	1.0	0.60	1		06/28/24 10:26	16887-00-6	

This report shall not be reproduced, except in full,
without the written consent of Pace Analytical Services, LLC.

Pace Analytical Services, LLC
9800 Kincey Ave. Suite 100
Huntersville, NC 28078
(704)875-9092

ANALYTICAL RESULTS

Project: Hammond AP-1
Pace Project No.: 92738916

Sample: HAM-AS-01 **Lab ID: 92738916009** Collected: 06/26/24 17:05 Received: 06/27/24 10:25 Matrix: Water

Parameters	Results	Units	Report Limit	MDL	DF	Prepared	Analyzed	CAS No.	Qual
300.0 IC Anions 28 Days	Analytical Method: EPA 300.0 Rev 2.1 1993 Pace Analytical Services - Asheville								
Fluoride	**0.12**	mg/L	0.10	0.050	1		06/28/24 10:26	16984-48-8	
Sulfate	**183**	mg/L	4.0	2.0	4		06/28/24 15:27	14808-79-8	

This report shall not be reproduced, except in full,
without the written consent of Pace Analytical Services, LLC.

Pace Analytical Services, LLC
9800 Kincey Ave. Suite 100
Huntersville, NC 28078
(704)875-9092

QUALITY CONTROL DATA

Project: Hammond AP-1
Pace Project No.: 92738916

QC Batch: 866012
QC Batch Method: EPA 3010A
Analysis Method: EPA 6010D
Analysis Description: 6010D ATL
Laboratory: Pace Analytical Services - Peachtree Corners, GA
Associated Lab Samples: 92738916001, 92738916002, 92738916003, 92738916004, 92738916005, 92738916006, 92738916007, 92738916008, 92738916009

METHOD BLANK: 4464322
Matrix: Water
Associated Lab Samples: 92738916001, 92738916002, 92738916003, 92738916004, 92738916005, 92738916006, 92738916007, 92738916008, 92738916009

Parameter	Units	Blank Result	Reporting Limit	MDL	Analyzed	Qualifiers
Calcium	mg/L	ND	1.0	0.12	07/03/24 18:49	
Iron	mg/L	ND	0.040	0.025	07/08/24 14:37	
Magnesium	mg/L	ND	0.050	0.012	07/08/24 14:37	
Manganese	mg/L	ND	0.040	0.011	07/03/24 18:49	
Potassium	mg/L	ND	0.50	0.15	07/03/24 18:49	
Sodium	mg/L	ND	1.0	0.58	07/03/24 18:49	

LABORATORY CONTROL SAMPLE: 4464323

Parameter	Units	Spike Conc.	LCS Result	LCS % Rec	% Rec Limits	Qualifiers
Calcium	mg/L	1	1.1	108	80-120	
Iron	mg/L	1	1.0	102	80-120	
Magnesium	mg/L	1	1.0	102	80-120	
Manganese	mg/L	1	0.96	96	80-120	
Potassium	mg/L	1	1.2	118	80-120	
Sodium	mg/L	1	1.2	118	80-120	

MATRIX SPIKE & MATRIX SPIKE DUPLICATE: 4464324 4464325

Parameter	Units	92738916001 Result	MS Spike Conc.	MSD Spike Conc.	MS Result	MSD Result	MS % Rec	MSD % Rec	% Rec Limits	RPD	Max RPD	Qual
Calcium	mg/L	85.1	1	1	86.2	91.8	105	666	75-125	6	20	M1
Iron	mg/L	0.85	1	1	1.2	1.2	33	31	75-125	2	20	M1
Magnesium	mg/L	22.3	1	1	29.4	28.9	717	666	75-125	2	20	M1
Manganese	mg/L	0.31	1	1	1.2	1.2	93	94	75-125	1	20	
Potassium	mg/L	6.6	1	1	7.8	8.4	124	180	75-125	7	20	M1
Sodium	mg/L	10.5	1	1	11.6	12.3	114	183	75-125	6	20	M1

Results presented on this page are in the units indicated by the "Units" column except where an alternate unit is presented to the right of the result.

This report shall not be reproduced, except in full,
without the written consent of Pace Analytical Services, LLC.

Pace Analytical Services, LLC
9800 Kincey Ave. Suite 100
Huntersville, NC 28078
(704)875-9092

QUALITY CONTROL DATA

Project: Hammond AP-1
Pace Project No.: 92738916

QC Batch: 865999
QC Batch Method: EPA 3005A
Analysis Method: EPA 6020B
Analysis Description: 6020 MET
Laboratory: Pace Analytical Services - Peachtree Corners, GA
Associated Lab Samples: 92738916001, 92738916002, 92738916003, 92738916004, 92738916005, 92738916006, 92738916007, 92738916008, 92738916009

METHOD BLANK: 4464258
Matrix: Water
Associated Lab Samples: 92738916001, 92738916002, 92738916003, 92738916004, 92738916005, 92738916006, 92738916007, 92738916008, 92738916009

Parameter	Units	Blank Result	Reporting Limit	MDL	Analyzed	Qualifiers
Antimony	mg/L	ND	0.0030	0.00054	07/08/24 17:20	
Arsenic	mg/L	ND	0.0050	0.00084	07/08/24 17:20	
Barium	mg/L	ND	0.0050	0.00047	07/08/24 17:20	
Beryllium	mg/L	ND	0.00050	0.000094	07/09/24 14:22	
Boron	mg/L	ND	0.040	0.012	07/08/24 17:20	
Cadmium	mg/L	ND	0.00050	0.00010	07/08/24 17:20	
Chromium	mg/L	ND	0.0050	0.0019	07/08/24 17:20	
Cobalt	mg/L	ND	0.0050	0.00032	07/08/24 17:20	
Lead	mg/L	ND	0.0010	0.00016	07/08/24 17:20	
Lithium	mg/L	ND	0.030	0.0016	07/09/24 14:22	
Molybdenum	mg/L	ND	0.010	0.00062	07/08/24 17:20	
Selenium	mg/L	ND	0.0050	0.00096	07/08/24 17:20	
Thallium	mg/L	ND	0.0010	0.00038	07/08/24 17:20	

LABORATORY CONTROL SAMPLE: 4464259

Parameter	Units	Spike Conc.	LCS Result	LCS % Rec	% Rec Limits	Qualifiers
Antimony	mg/L	0.1	0.11	106	80-120	
Arsenic	mg/L	0.1	0.11	110	80-120	
Barium	mg/L	0.1	0.11	110	80-120	
Beryllium	mg/L	0.1	0.11	108	80-120	
Boron	mg/L	1	1.1	115	80-120	
Cadmium	mg/L	0.1	0.11	109	80-120	
Chromium	mg/L	0.1	0.11	109	80-120	
Cobalt	mg/L	0.1	0.11	108	80-120	
Lead	mg/L	0.1	0.11	106	80-120	
Lithium	mg/L	0.1	0.11	110	80-120	
Molybdenum	mg/L	0.1	0.11	107	80-120	
Selenium	mg/L	0.1	0.11	108	80-120	
Thallium	mg/L	0.1	0.10	101	80-120	

MATRIX SPIKE & MATRIX SPIKE DUPLICATE: 4464260 4464261

Parameter	Units	92739406001 Result	MS Spike Conc.	MSD Spike Conc.	MS Result	MSD Result	MS % Rec	MSD % Rec	% Rec Limits	RPD	Max RPD	Qual
Antimony	mg/L	ND	0.1	0.1	0.10	0.11	104	107	75-125	3	20	

Results presented on this page are in the units indicated by the "Units" column except where an alternate unit is presented to the right of the result.

REPORT OF LABORATORY ANALYSIS

This report shall not be reproduced, except in full,
without the written consent of Pace Analytical Services, LLC.

Pace Analytical Services, LLC
9800 Kincey Ave. Suite 100
Huntersville, NC 28078
(704)875-9092

QUALITY CONTROL DATA

Project: Hammond AP-1
Pace Project No.: 92738916

MATRIX SPIKE & MATRIX SPIKE DUPLICATE: 4464260 4464261

Parameter	Units	92739406001 Result	MS Spike Conc.	MSD Spike Conc.	MS Result	MSD Result	MS % Rec	MSD % Rec	% Rec Limits	RPD	Max RPD	Qual
Arsenic	mg/L	ND	0.1	0.1	0.11	0.11	105	106	75-125	1	20	
Barium	mg/L	12.8 ug/L	0.1	0.1	0.11	0.12	101	104	75-125	3	20	
Beryllium	mg/L	ND	0.1	0.1	0.091	0.096	91	96	75-125	5	20	
Boron	mg/L	ND	1	1	0.96	1.0	95	100	75-125	5	20	
Cadmium	mg/L	ND	0.1	0.1	0.11	0.11	108	108	75-125	0	20	
Chromium	mg/L	ND	0.1	0.1	0.11	0.11	107	105	75-125	1	20	
Cobalt	mg/L	ND	0.1	0.1	0.11	0.10	104	103	75-125	2	20	
Lead	mg/L	ND	0.1	0.1	0.10	0.10	99	103	75-125	3	20	
Lithium	mg/L	ND	0.1	0.1	0.092	0.097	92	97	75-125	5	20	
Molybdenum	mg/L	ND	0.1	0.1	0.10	0.11	103	110	75-125	6	20	
Selenium	mg/L	ND	0.1	0.1	0.10	0.11	104	111	75-125	6	20	
Thallium	mg/L	ND	0.1	0.1	0.098	0.10	98	100	75-125	2	20	

Results presented on this page are in the units indicated by the "Units" column except where an alternate unit is presented to the right of the result.

This report shall not be reproduced, except in full,
without the written consent of Pace Analytical Services, LLC.

Pace Analytical Services, LLC
9800 Kincey Ave. Suite 100
Huntersville, NC 28078
(704)875-9092

QUALITY CONTROL DATA

Project: Hammond AP-1
Pace Project No.: 92738916

QC Batch: 866214
QC Batch Method: EPA 7470A
Analysis Method: EPA 7470A
Analysis Description: 7470 Mercury
Laboratory: Pace Analytical Services - Peachtree Corners, GA
Associated Lab Samples: 92738916001, 92738916002, 92738916003, 92738916004, 92738916005, 92738916006, 92738916007, 92738916008, 92738916009

METHOD BLANK: 4465444
Matrix: Water
Associated Lab Samples: 92738916001, 92738916002, 92738916003, 92738916004, 92738916005, 92738916006, 92738916007, 92738916008, 92738916009

Parameter	Units	Blank Result	Reporting Limit	MDL	Analyzed	Qualifiers
Mercury	mg/L	ND	0.00020	0.00013	07/05/24 12:17	

LABORATORY CONTROL SAMPLE: 4465445

Parameter	Units	Spike Conc.	LCS Result	LCS % Rec	% Rec Limits	Qualifiers
Mercury	mg/L	0.0025	0.0024	95	80-120	

MATRIX SPIKE & MATRIX SPIKE DUPLICATE: 4465446 4465447

Parameter	Units	92738197001 Result	MS Spike Conc.	MSD Spike Conc.	MS Result	MSD Result	MS % Rec	MSD % Rec	% Rec Limits	RPD	Max RPD	Qual
Mercury	mg/L	ND	0.0025	0.0025	0.0026	0.0026	101	101	75-125	0	20	

Results presented on this page are in the units indicated by the "Units" column except where an alternate unit is presented to the right of the result.

REPORT OF LABORATORY ANALYSIS

This report shall not be reproduced, except in full,
without the written consent of Pace Analytical Services, LLC.

Pace Analytical Services, LLC
9800 Kincey Ave. Suite 100
Huntersville, NC 28078
(704)875-9092

QUALITY CONTROL DATA

Project: Hammond AP-1
Pace Project No.: 92738916

QC Batch: 866225
QC Batch Method: SM 2320B-2011
Analysis Method: SM 2320B-2011
Analysis Description: 2320B Alkalinity
Laboratory: Pace Analytical Services - Asheville
Associated Lab Samples: 92738916001, 92738916002, 92738916003, 92738916004, 92738916005, 92738916006

METHOD BLANK: 4465466 Matrix: Water
Associated Lab Samples: 92738916001, 92738916002, 92738916003, 92738916004, 92738916005, 92738916006

Parameter	Units	Blank Result	Reporting Limit	MDL	Analyzed	Qualifiers
Alkalinity, Total as CaCO3	mg/L	ND	5.0	5.0	07/05/24 10:53	
Alkalinity,Bicarbonate (CaCO3)	mg/L	ND	5.0	5.0	07/05/24 10:53	
Alkalinity,Carbonate (CaCO3)	mg/L	ND	5.0	5.0	07/05/24 10:53	

LABORATORY CONTROL SAMPLE: 4465467

Parameter	Units	Spike Conc.	LCS Result	LCS % Rec	% Rec Limits	Qualifiers
Alkalinity, Total as CaCO3	mg/L	50	50.5	101	80-120	

LABORATORY CONTROL SAMPLE: 4465468

Parameter	Units	Spike Conc.	LCS Result	LCS % Rec	% Rec Limits	Qualifiers
Alkalinity, Total as CaCO3	mg/L	50	51.5	103	80-120	

MATRIX SPIKE & MATRIX SPIKE DUPLICATE: 4465471 4465472

Parameter	Units	92739724003 Result	MS Spike Conc.	MSD Spike Conc.	MS Result	MSD Result	MS % Rec	MSD % Rec	% Rec Limits	RPD	Max RPD	Qual
Alkalinity, Total as CaCO3	mg/L	3600	50	50	3270	3120	-648	-947	80-120	5	25	M1

MATRIX SPIKE & MATRIX SPIKE DUPLICATE: 4465807 4465808

Parameter	Units	92739724002 Result	MS Spike Conc.	MSD Spike Conc.	MS Result	MSD Result	MS % Rec	MSD % Rec	% Rec Limits	RPD	Max RPD	Qual
Alkalinity, Total as CaCO3	mg/L	5.8	50	50	57.4	55.0	103	99	80-120	4	25	

Results presented on this page are in the units indicated by the "Units" column except where an alternate unit is presented to the right of the result.

This report shall not be reproduced, except in full,
without the written consent of Pace Analytical Services, LLC.

Pace Analytical Services, LLC
9800 Kincey Ave. Suite 100
Huntersville, NC 28078
(704)875-9092

QUALITY CONTROL DATA

Project: Hammond AP-1
Pace Project No.: 92738916

QC Batch: 866228
QC Batch Method: SM 2320B-2011
Analysis Method: SM 2320B-2011
Analysis Description: 2320B Alkalinity
Laboratory: Pace Analytical Services - Asheville
Associated Lab Samples: 92738916007, 92738916008, 92738916009

METHOD BLANK: 4465477 Matrix: Water
Associated Lab Samples: 92738916007, 92738916008, 92738916009

Parameter	Units	Blank Result	Reporting Limit	MDL	Analyzed	Qualifiers
Alkalinity, Total as CaCO3	mg/L	ND	5.0	5.0	07/05/24 19:32	
Alkalinity,Bicarbonate (CaCO3)	mg/L	ND	5.0	5.0	07/05/24 19:32	
Alkalinity,Carbonate (CaCO3)	mg/L	ND	5.0	5.0	07/05/24 19:32	

LABORATORY CONTROL SAMPLE: 4465478

Parameter	Units	Spike Conc.	LCS Result	LCS % Rec	% Rec Limits	Qualifiers
Alkalinity, Total as CaCO3	mg/L	50	51.2	102	80-120	

LABORATORY CONTROL SAMPLE: 4465479

Parameter	Units	Spike Conc.	LCS Result	LCS % Rec	% Rec Limits	Qualifiers
Alkalinity, Total as CaCO3	mg/L	50	51.8	104	80-120	

MATRIX SPIKE & MATRIX SPIKE DUPLICATE: 4465480 4465481

Parameter	Units	92739437002 Result	MS Spike Conc.	MSD Spike Conc.	MS Result	MSD Result	MS % Rec	MSD % Rec	% Rec Limits	RPD	Max RPD	Qual
Alkalinity, Total as CaCO3	mg/L	20.4	50	50	68.7	69.1	97	97	80-120	0	25	

MATRIX SPIKE & MATRIX SPIKE DUPLICATE: 4465482 4465483

Parameter	Units	92739437003 Result	MS Spike Conc.	MSD Spike Conc.	MS Result	MSD Result	MS % Rec	MSD % Rec	% Rec Limits	RPD	Max RPD	Qual
Alkalinity, Total as CaCO3	mg/L	125	50	50	174	180	97	110	80-120	4	25	

Results presented on this page are in the units indicated by the "Units" column except where an alternate unit is presented to the right of the result.

REPORT OF LABORATORY ANALYSIS

This report shall not be reproduced, except in full,
without the written consent of Pace Analytical Services, LLC.

Pace Analytical Services, LLC
9800 Kincey Ave. Suite 100
Huntersville, NC 28078
(704)875-9092

QUALITY CONTROL DATA

Project: Hammond AP-1
Pace Project No.: 92738916

QC Batch: 865913
QC Batch Method: SM 2540C-2015
Analysis Method: SM 2540C-2015
Analysis Description: 2540C Total Dissolved Solids
Laboratory: Pace Analytical Services - Asheville
Associated Lab Samples: 92738916001, 92738916002, 92738916003, 92738916004, 92738916005, 92738916006, 92738916007, 92738916008, 92738916009

METHOD BLANK: 4463746
Matrix: Water
Associated Lab Samples: 92738916001, 92738916002, 92738916003, 92738916004, 92738916005, 92738916006, 92738916007, 92738916008, 92738916009

Parameter	Units	Blank Result	Reporting Limit	MDL	Analyzed	Qualifiers
Total Dissolved Solids	mg/L	ND	25.0	25.0	07/03/24 13:30	

LABORATORY CONTROL SAMPLE: 4463747

Parameter	Units	Spike Conc.	LCS Result	LCS % Rec	% Rec Limits	Qualifiers
Total Dissolved Solids	mg/L	250	244	98	90-110	

SAMPLE DUPLICATE: 4463748

Parameter	Units	92738890003 Result	Dup Result	RPD	Max RPD	Qualifiers
Total Dissolved Solids	mg/L	113	111	2	25	

SAMPLE DUPLICATE: 4463749

Parameter	Units	92738890004 Result	Dup Result	RPD	Max RPD	Qualifiers
Total Dissolved Solids	mg/L	3520	3480	1	25	

Results presented on this page are in the units indicated by the "Units" column except where an alternate unit is presented to the right of the result.

This report shall not be reproduced, except in full,
without the written consent of Pace Analytical Services, LLC.

Pace Analytical Services, LLC
9800 Kincey Ave. Suite 100
Huntersville, NC 28078
(704)875-9092

QUALITY CONTROL DATA

Project: Hammond AP-1
Pace Project No.: 92738916

QC Batch: 864756
QC Batch Method: SM 4500-S2D-2011
Analysis Method: SM 4500-S2D-2011
Analysis Description: 4500S2D Sulfide Water
Laboratory: Pace Analytical Services - Asheville
Associated Lab Samples: 92738916001, 92738916002

METHOD BLANK: 4458515 Matrix: Water
Associated Lab Samples: 92738916001, 92738916002

Parameter	Units	Blank Result	Reporting Limit	MDL	Analyzed	Qualifiers
Sulfide	mg/L	ND	0.10	0.022	06/28/24 03:13	

LABORATORY CONTROL SAMPLE: 4458516

Parameter	Units	Spike Conc.	LCS Result	LCS % Rec	% Rec Limits	Qualifiers
Sulfide	mg/L	0.5	0.53	106	80-120	

MATRIX SPIKE & MATRIX SPIKE DUPLICATE: 4458519 4458520

Parameter	Units	92738672004 Result	MS Spike Conc.	MSD Spike Conc.	MS Result	MSD Result	MS % Rec	MSD % Rec	% Rec Limits	RPD	Max RPD	Qual
Sulfide	mg/L	ND	0.5	0.5	0.54	0.56	104	107	80-120	3	10	

MATRIX SPIKE & MATRIX SPIKE DUPLICATE: 4458565 4458566

Parameter	Units	92738549001 Result	MS Spike Conc.	MSD Spike Conc.	MS Result	MSD Result	MS % Rec	MSD % Rec	% Rec Limits	RPD	Max RPD	Qual
Sulfide	mg/L	ND	0.5	0.5	0.53	0.55	105	108	80-120	3	10	

Results presented on this page are in the units indicated by the "Units" column except where an alternate unit is presented to the right of the result.

This report shall not be reproduced, except in full,
without the written consent of Pace Analytical Services, LLC.

Pace Analytical Services, LLC
9800 Kincey Ave. Suite 100
Huntersville, NC 28078
(704)875-9092

QUALITY CONTROL DATA

Project: Hammond AP-1
Pace Project No.: 92738916

QC Batch: 864757
QC Batch Method: SM 4500-S2D-2011
Analysis Method: SM 4500-S2D-2011
Analysis Description: 4500S2D Sulfide Water
Laboratory: Pace Analytical Services - Asheville
Associated Lab Samples: 92738916003, 92738916004, 92738916005, 92738916006, 92738916007, 92738916008, 92738916009

METHOD BLANK: 4458521 Matrix: Water
Associated Lab Samples: 92738916003, 92738916004, 92738916005, 92738916006, 92738916007, 92738916008, 92738916009

Parameter	Units	Blank Result	Reporting Limit	MDL	Analyzed	Qualifiers
Sulfide	mg/L	ND	0.10	0.022	06/28/24 03:27	

LABORATORY CONTROL SAMPLE: 4458522

Parameter	Units	Spike Conc.	LCS Result	LCS % Rec	% Rec Limits	Qualifiers
Sulfide	mg/L	0.5	0.52	104	80-120	

MATRIX SPIKE & MATRIX SPIKE DUPLICATE: 4458523 4458524

Parameter	Units	92738916003 Result	MS Spike Conc.	MSD Spike Conc.	MS Result	MSD Result	MS % Rec	MSD % Rec	% Rec Limits	RPD	Max RPD	Qual
Sulfide	mg/L	ND	0.5	0.5	0.52	0.55	102	107	80-120	4	10	

MATRIX SPIKE & MATRIX SPIKE DUPLICATE: 4458525 4458526

Parameter	Units	92738908001 Result	MS Spike Conc.	MSD Spike Conc.	MS Result	MSD Result	MS % Rec	MSD % Rec	% Rec Limits	RPD	Max RPD	Qual
Sulfide	mg/L	ND	0.5	0.5	0.52	0.51	104	102	80-120	2	10	

Results presented on this page are in the units indicated by the "Units" column except where an alternate unit is presented to the right of the result.

This report shall not be reproduced, except in full,
without the written consent of Pace Analytical Services, LLC.

Pace Analytical Services, LLC
9800 Kincey Ave. Suite 100
Huntersville, NC 28078
(704)875-9092

QUALITY CONTROL DATA

Project: Hammond AP-1
Pace Project No.: 92738916

QC Batch: 864704
QC Batch Method: EPA 300.0 Rev 2.1 1993
Analysis Method: EPA 300.0 Rev 2.1 1993
Analysis Description: 300.0 IC Anions
Laboratory: Pace Analytical Services - Asheville
Associated Lab Samples: 92738916001, 92738916002, 92738916003, 92738916004, 92738916005, 92738916006, 92738916007, 92738916008, 92738916009

METHOD BLANK: 4458273
Matrix: Water
Associated Lab Samples: 92738916001, 92738916002, 92738916003, 92738916004, 92738916005, 92738916006, 92738916007, 92738916008, 92738916009

Parameter	Units	Blank Result	Reporting Limit	MDL	Analyzed	Qualifiers
Chloride	mg/L	ND	1.0	0.60	06/27/24 22:16	
Fluoride	mg/L	ND	0.10	0.050	06/27/24 22:16	
Sulfate	mg/L	ND	1.0	0.50	06/27/24 22:16	

LABORATORY CONTROL SAMPLE: 4458274

Parameter	Units	Spike Conc.	LCS Result	LCS % Rec	% Rec Limits	Qualifiers
Chloride	mg/L	50	52.2	104	90-110	
Fluoride	mg/L	2.5	2.6	106	90-110	
Sulfate	mg/L	50	52.3	105	90-110	

MATRIX SPIKE & MATRIX SPIKE DUPLICATE: 4458275 4458276

Parameter	Units	92738725014 Result	MS Spike Conc.	MSD Spike Conc.	MS Result	MSD Result	MS % Rec	MSD % Rec	% Rec Limits	RPD	Max RPD	Qual
Chloride	mg/L	43.0	50	50	95.9	94.9	106	104	90-110	1	10	
Fluoride	mg/L	ND	2.5	2.5	2.7	2.6	106	104	90-110	2	10	
Sulfate	mg/L	67.6	50	50	105	104	75	74	90-110	1	10	M1

MATRIX SPIKE & MATRIX SPIKE DUPLICATE: 4458277 4458278

Parameter	Units	92738916005 Result	MS Spike Conc.	MSD Spike Conc.	MS Result	MSD Result	MS % Rec	MSD % Rec	% Rec Limits	RPD	Max RPD	Qual
Chloride	mg/L	45.5	50	50	94.9	99.7	99	108	90-110	5	10	
Fluoride	mg/L	0.36	2.5	2.5	2.9	3.2	102	112	90-110	9	10	M1
Sulfate	mg/L	129	50	50	171	175	85	92	90-110	2	10	M1

Results presented on this page are in the units indicated by the "Units" column except where an alternate unit is presented to the right of the result.

This report shall not be reproduced, except in full,
without the written consent of Pace Analytical Services, LLC.

Pace Analytical Services, LLC
9800 Kincey Ave. Suite 100
Huntersville, NC 28078
(704)875-9092

QUALIFIERS

Project: Hammond AP-1
Pace Project No.: 92738916

DEFINITIONS

DF - Dilution Factor, if reported, represents the factor applied to the reported data due to dilution of the sample aliquot.

ND - Not Detected at or above adjusted reporting limit.

TNTC - Too Numerous To Count

J - Estimated concentration above the adjusted method detection limit and below the adjusted reporting limit.

MDL - Adjusted Method Detection Limit.

PQL - Practical Quantitation Limit.

RL - Reporting Limit - The lowest concentration value that meets project requirements for quantitative data with known precision and bias for a specific analyte in a specific matrix.

S - Surrogate

1,2-Diphenylhydrazine decomposes to and cannot be separated from Azobenzene using Method 8270. The result for each analyte is a combined concentration.

Consistent with EPA guidelines, unrounded data are displayed and have been used to calculate % recovery and RPD values.

LCS(D) - Laboratory Control Sample (Duplicate)

MS(D) - Matrix Spike (Duplicate)

DUP - Sample Duplicate

RPD - Relative Percent Difference

NC - Not Calculable.

SG - Silica Gel - Clean-Up

U - Indicates the compound was analyzed for, but not detected.

Acid preservation may not be appropriate for 2 Chloroethylvinyl ether.

A separate vial preserved to a pH of 4-5 is recommended in SW846 Chapter 4 for the analysis of Acrolein and Acrylonitrile by EPA Method 8260.

N-Nitrosodiphenylamine decomposes and cannot be separated from Diphenylamine using Method 8270. The result reported for each analyte is a combined concentration.

Reported results are not rounded until the final step prior to reporting. Therefore, calculated parameters that are typically reported as "Total" may vary slightly from the sum of the reported component parameters.

Pace Analytical is TNI accredited. Contact your Pace PM for the current list of accredited analytes.

TNI - The NELAC Institute.

ANALYTE QUALIFIERS

M1 Matrix spike recovery exceeded QC limits. Batch accepted based on laboratory control sample (LCS) recovery.

This report shall not be reproduced, except in full,
without the written consent of Pace Analytical Services, LLC.

Pace Analytical Services, LLC
9800 Kincey Ave. Suite 100
Huntersville, NC 28078
(704)875-9092

QUALITY CONTROL DATA CROSS REFERENCE TABLE

Project: Hammond AP-1
Pace Project No.: 92738916

Lab ID	Sample ID	QC Batch Method	QC Batch	Analytical Method	Analytical Batch
92738916001	**HAM-INW-03**	EPA 3010A	866012	EPA 6010D	866073
92738916002	**HAM-PT-09**	EPA 3010A	866012	EPA 6010D	866073
92738916003	**HAM-PT-10**	EPA 3010A	866012	EPA 6010D	866073
92738916004	**HAM-PT-11**	EPA 3010A	866012	EPA 6010D	866073
92738916005	**HAM-PT-12**	EPA 3010A	866012	EPA 6010D	866073
92738916006	**HAM-AP1-EB-01**	EPA 3010A	866012	EPA 6010D	866073
92738916007	**HAM-AP1-FB-01**	EPA 3010A	866012	EPA 6010D	866073
92738916008	**HAM-AP1-FD-01**	EPA 3010A	866012	EPA 6010D	866073
92738916009	**HAM-AS-01**	EPA 3010A	866012	EPA 6010D	866073
92738916001	**HAM-INW-03**	EPA 3005A	865999	EPA 6020B	866113
92738916002	**HAM-PT-09**	EPA 3005A	865999	EPA 6020B	866113
92738916003	**HAM-PT-10**	EPA 3005A	865999	EPA 6020B	866113
92738916004	**HAM-PT-11**	EPA 3005A	865999	EPA 6020B	866113
92738916005	**HAM-PT-12**	EPA 3005A	865999	EPA 6020B	866113
92738916006	**HAM-AP1-EB-01**	EPA 3005A	865999	EPA 6020B	866113
92738916007	**HAM-AP1-FB-01**	EPA 3005A	865999	EPA 6020B	866113
92738916008	**HAM-AP1-FD-01**	EPA 3005A	865999	EPA 6020B	866113
92738916009	**HAM-AS-01**	EPA 3005A	865999	EPA 6020B	866113
92738916001	**HAM-INW-03**	EPA 7470A	866214	EPA 7470A	866240
92738916002	**HAM-PT-09**	EPA 7470A	866214	EPA 7470A	866240
92738916003	**HAM-PT-10**	EPA 7470A	866214	EPA 7470A	866240
92738916004	**HAM-PT-11**	EPA 7470A	866214	EPA 7470A	866240
92738916005	**HAM-PT-12**	EPA 7470A	866214	EPA 7470A	866240
92738916006	**HAM-AP1-EB-01**	EPA 7470A	866214	EPA 7470A	866240
92738916007	**HAM-AP1-FB-01**	EPA 7470A	866214	EPA 7470A	866240
92738916008	**HAM-AP1-FD-01**	EPA 7470A	866214	EPA 7470A	866240
92738916009	**HAM-AS-01**	EPA 7470A	866214	EPA 7470A	866240
92738916001	**HAM-INW-03**	SM 2320B-2011	866225		
92738916002	**HAM-PT-09**	SM 2320B-2011	866225		
92738916003	**HAM-PT-10**	SM 2320B-2011	866225		
92738916004	**HAM-PT-11**	SM 2320B-2011	866225		
92738916005	**HAM-PT-12**	SM 2320B-2011	866225		
92738916006	**HAM-AP1-EB-01**	SM 2320B-2011	866225		
92738916007	**HAM-AP1-FB-01**	SM 2320B-2011	866228		
92738916008	**HAM-AP1-FD-01**	SM 2320B-2011	866228		
92738916009	**HAM-AS-01**	SM 2320B-2011	866228		
92738916001	**HAM-INW-03**	SM 2540C-2015	865913		
92738916002	**HAM-PT-09**	SM 2540C-2015	865913		
92738916003	**HAM-PT-10**	SM 2540C-2015	865913		
92738916004	**HAM-PT-11**	SM 2540C-2015	865913		
92738916005	**HAM-PT-12**	SM 2540C-2015	865913		
92738916006	**HAM-AP1-EB-01**	SM 2540C-2015	865913		
92738916007	**HAM-AP1-FB-01**	SM 2540C-2015	865913		
92738916008	**HAM-AP1-FD-01**	SM 2540C-2015	865913		
92738916009	**HAM-AS-01**	SM 2540C-2015	865913		
92738916001	**HAM-INW-03**	SM 4500-S2D-2011	864756		

This report shall not be reproduced, except in full,
without the written consent of Pace Analytical Services, LLC.

Pace Analytical Services, LLC
9800 Kincey Ave. Suite 100
Huntersville, NC 28078
(704)875-9092

QUALITY CONTROL DATA CROSS REFERENCE TABLE

Project: Hammond AP-1
Pace Project No.: 92738916

Lab ID	Sample ID	QC Batch Method	QC Batch	Analytical Method	Analytical Batch
92738916002	**HAM-PT-09**	SM 4500-S2D-2011	864756		
92738916003	**HAM-PT-10**	SM 4500-S2D-2011	864757		
92738916004	**HAM-PT-11**	SM 4500-S2D-2011	864757		
92738916005	**HAM-PT-12**	SM 4500-S2D-2011	864757		
92738916006	**HAM-AP1-EB-01**	SM 4500-S2D-2011	864757		
92738916007	**HAM-AP1-FB-01**	SM 4500-S2D-2011	864757		
92738916008	**HAM-AP1-FD-01**	SM 4500-S2D-2011	864757		
92738916009	**HAM-AS-01**	SM 4500-S2D-2011	864757		
92738916001	**HAM-INW-03**	EPA 300.0 Rev 2.1 1993	864704		
92738916002	**HAM-PT-09**	EPA 300.0 Rev 2.1 1993	864704		
92738916003	**HAM-PT-10**	EPA 300.0 Rev 2.1 1993	864704		
92738916004	**HAM-PT-11**	EPA 300.0 Rev 2.1 1993	864704		
92738916005	**HAM-PT-12**	EPA 300.0 Rev 2.1 1993	864704		
92738916006	**HAM-AP1-EB-01**	EPA 300.0 Rev 2.1 1993	864704		
92738916007	**HAM-AP1-FB-01**	EPA 300.0 Rev 2.1 1993	864704		
92738916008	**HAM-AP1-FD-01**	EPA 300.0 Rev 2.1 1993	864704		
92738916009	**HAM-AS-01**	EPA 300.0 Rev 2.1 1993	864704		

This report shall not be reproduced, except in full,
without the written consent of Pace Analytical Services, LLC.

Pace

DC#_Title: ENV-FRM-HUN1-0083 v05_Sample Condition Upon Receipt

Effective Date: 05/24/2024

Laboratory receiving samples:
Asheville ☐ Eden ☐ Greenwood ☐ Huntersville ☐ Raleigh ☐ Mechanicsville ☐ Atlanta ☑ Kernersville ☐

Sample Condition Upon Receipt

Client Name: GA Power

Project #:

WO#: 92738916

92738916

Courier: ☐ Commercial ☐ Fed Ex ☐ UPS ☐ USPS ☐ Client ☑ Pace ☐ Other:____

Custody Seal Present? ☑ Yes ☐ No Seals Intact? ☑ Yes ☐ No ☐ N/A

Date/Initials Person Examining Contents: 6/27/24 DW

Packing Material: ☑ Bubble Wrap ☐ Bubble Bags ☐ None ☐ Other

Biological Tissue Frozen? ☐ Yes ☐ No ☑ N/A

Thermometer: ☐ IR Gun ID: 214

Type of Ice: ☑ Wet ☐ Blue ☐ None

Cooler Temp: 5.4

Correction Factor: Add/Subtract (°C) +0.1

Temp should be above freezing to 6°C
☐ Samples out of temp criteria. Samples on ice, cooling process has begun

Cooler Temp Corrected (°C): 5.5

USDA Regulated Soil (☐ N/A, water sample)
Did samples originate in a quarantine zone within the United States: CA, NY, or SC (check maps)? ☐ Yes ☐ No

Did samples originate from a foreign source (internationally, including Hawaii and Puerto Rico)? ☐ Yes ☐ No

				Comments/Discrepancy:
Chain of Custody Present?	☑ Yes	☐ No	☐ N/A	1.
Samples Arrived within Hold Time?	☑ Yes	☐ No	☐ N/A	2.
Short Hold Time Analysis (<72 hr.)?	☑ Yes	☐ No	☐ N/A	3.
Rush Turn Around Time Requested?	☑ Yes	☐ No	☐ N/A	4. 5 DAY TAT
Sufficient Volume?	☑ Yes	☐ No	☐ N/A	5.
Correct Containers Used?	☑ Yes	☐ No	☐ N/A	6.
-Pace Containers Used?	☑ Yes	☐ No	☐ N/A	
Containers Intact?	☑ Yes	☐ No	☐ N/A	7.
Dissolved analysis: Samples Field Filtered?	☐ Yes	☑ No	☐ N/A	8.
Sample Labels Match COC? -Includes Date/Time/ID/Analysis Matrix:____	☐ Yes	☑ No	☐ N/A	9. No sample provided for HAM-API-FD-01 Sample for DUP provided not on COC
Headspace in VOA Vials (>5-6mm)?	☐ Yes	☐ No	☑ N/A	10.
Trip Blank Present?	☐ Yes	☐ No	☑ N/A	11.
Trip Blank Custody Seals Present?	☐ Yes	☐ No	☑ N/A	

Field Data Required? ☐ Yes ☐ No

COMMENTS/SAMPLE DISCREPANCY

Lot ID of split containers:

CLIENT NOTIFICATION/RESOLUTION

Person contacted: Date/Time:

Project Manager SCURF Review: Date:

Project Manager SRF Review: Date:

Pace ANALYTICAL SERVICES

DC#_Title: ENV-FRM-HUN1-0083 v05_Sample Condition Upon Receipt

Effective Date: 05/24/2024

WO#: 92738916
PM: BV Due Date: 07/12/24
CLIENT: 92- GP-HAM

*Check mark top half of box if pH and/or dechlorination is verified and within the acceptance range for preservation samples.
Exceptions: VOA, Coliform, TOC, Oil and Grease, DRO/8015 (water) DOC, LLHg
**Bottom half of box is to list number of bottles
***Check all unpreserved Nitrates for chlorine

Project #

Laboratory Receiving Location: Asheville ☐ Eden☐ Greenwood ☐ Huntersville ☐ Raleigh☐ Mechanicsville☐ Atlanta☑ Kernersville☐

Client GA Power Profile/EZ (Circle one) 10839 Notes

Item#	BP4U-125 mL Plastic Unpreserved (N/A) (Cl-)	BP3U-250 mL Plastic Unpreserved (N/A)	BP2U-500 mL Plastic Unpreserved (N/A)	BP1U-1 liter Plastic Unpreserved (N/A)		BP4S-125 mL Plastic H2SO4 (pH < 2) (Cl-)	BP3N-250 mL plastic HNO3 (pH < 2)	BP4Z-125 mL Plastic ZN Acetate & NaOH (>9)	BP4B-125 mL Plastic NaOH (pH > 12) (Cl-)	WGFU-Wide-mouthed Glass jar Unpreserved	AG1U-1 liter Amber Unpreserved (N/A) (Cl-)	AG1H-1 liter Amber HCl (pH < 2)	AG3U-250 mL Amber Unpreserved (N/A) (Cl-)	AG1S-1 liter Amber H2SO4 (pH < 2)	AG3S-250 mL Amber H2SO4 (pH < 2)	DG84-40 mL Amber NH4Cl (N/A)(Cl-)	DG9H-40 mL VOA HCl (N/A)	VG9T-40 mL VOA Na2S2O3 (N/A)	VG9U-40 mL VOA Unpreserved (N/A)	DG9V-40 mL VOA H3PO4 (N/A)	KP7U-50 mL Plastic Unpreserved (N/A)	V/GK (3 vials per kit)-VPH/Gas kit (N/A)	SP5T-125 mL Sterile Plastic (N/A – lab)	SP2T-250 mL Sterile Plastic (N/A – lab)		BP3R-250 mL Plastic (NH2)2SO4 (9.3-9.7)	AG0U-100 mL Amber Unpreserved (N/A) (Cl-)	VSGU-20 mL Scintillation vials (N/A)	DG9U-40 mL Amber Unpreserved vials (N/A)
CC																													
1		2	1				1	1																					
2		2	1				1	1																					
3		2	1				1	1																					
4		2	1				1	1																					
5		2	1				1	1																					
6		2	1				1	1																					
7		2	1				1	1																					
8		2	1				1	1																					
9		2	1				1	1																					
10																													
11																													
12																													

pH Adjustment Log for Preserved Samples

Sample ID	Type of Preservative	pH upon receipt	Date preservation adjusted	Time preservation adjusted	Amount of Preservative added	Lot #

Note: Whenever there is a discrepancy affecting North Carolina compliance samples, a copy of this form will be sent to the North Carolina DENR Certification Office (i.e. Out of hold, incorrect preservative, out of temp, incorrect containers.

Pace Analytical
www.pacelabs.com

CHAIN-OF-CUSTODY / Analytical Request Document

The Chain-of-Custody is a LEGAL DOCUMENT. All relevant fields must be completed accurately.

Page: 1 of 1

Section A Required Client Information:

Company:	GA Power
Address:	Atlanta, GA
Email To:	SCS Contacts
Phone:	Fax:
Requested Due Date/TAT:	5 day

Section B Required Project Information:

Report To:	SCS Contacts
Copy To:	Geosyntec Contacts
Purchase Order No.:	GPC82474-0001
Project Name:	Hammond AP-1
Project Number:	

Section C Invoice Information:

Attention:	Southern Co.
Company Name:	
Address:	
Pace Quote Reference:	
Pace Project Manager:	Bonnie Varig
Pace Profile #:	10839

REGULATORY AGENCY

☐ NPDES ☐ GROUND WATER ☐ DRINKING WATER
☐ UST ☐ RCRA ☑ OTHER CCR

Site Location STATE: GA

Requested Analysis Filtered (Y/N)

Section D Required Client Information

SAMPLE ID (A-Z, 0-9 / ,-) Sample IDs MUST BE UNIQUE

Valid Matrix Codes

MATRIX	CODE
DRINKING WATER	DW WT
WATER	WW
WASTE WATER	P
PRODUCT	SL
SOIL/SOLID	OL
OIL	WP
WIPE	AR
AIR	OT
OTHER	TS
TISSUE	

ITEM #	SAMPLE ID	MATRIX CODE (see valid codes to left)	SAMPLE TYPE (G=GRAB C=COMP)	COLLECTED Composite Date	COLLECTED Composite Time	COLLECTED Composite Date	COLLECTED Composite Time	SAMPLE TEMP AT COLLECTION	# OF CONTAINERS	Preservatives: Unpreserved	H_2SO_4	HNO_3	HCl	NaOH	$Na_2S_2O_3$	Methanol	Other	Analysis Test Y/N	Chloride, Fluoride, Sulfate	Full App. III and IV metals	Major Ions (Profile 10839-2)	TDS	Residual Chlorine (Y/N)	Pace Project No./ Lab I.D. 92738916
																			N	N	N	N		
1	HAM-INW-03	WG	G	6/26/2024	1515			21	5	3		1					1		X	X	X	X	N	001
2	HAM-PT-09	WG	G	6/26/2024	2107			21	5	3		1					1		X	X	X	X	N	002
3	HAM-PT-10	WG	G	6/26/2024	1500			23	5	3		1					1		X	X	X	X	N	003
4	HAM-PT-11	WG	G	6/26/2024	1250			21	5	3		1					1		X	X	X	X	N	004
5	HAM-PT-12	WG	G	6/26/2024	1902			20	5	3		1					1		X	X	X	X	N	005
6	HAM-AP1-EB-01	WQ	G	6/26/2024	1950			20	5	3		1					1		X	X	X	X	N	006
7	HAM-AP1-FB-01	WQ	G	6/26/2024	1830			20	5	3		1					1		X	X	X	X	N	007
8	HAM-AP1-FD-01	WG	G	6/26/2024	0000			20	5	3		1					1		X	X	X	X	N	008
9	HAM-AS-01	WG	G	6/26/2024	1705			20	5	3		1					1		X	X	X	X	N	009
10																								
11																								
12																								

JW 6/27/24

ADDITIONAL COMMENTS	RELINQUISHED BY / AFFILIATION	DATE	TIME	ACCEPTED BY / AFFILIATION	DATE	TIME	SAMPLE CONDITIONS
Task Code: HAM-CCR-CA-20240626	Jamie Newsome	6/27/24	1025	Ryan Williams / Pace	6/27/24	1025	
	Ryan Williams / Pace	6/27/24	1115		6/27/24	1115	

SAMPLER NAME AND SIGNATURE			
PRINT Name of SAMPLER:	Jamie Newsome / Geosyntec Consultants, Inc.		
SIGNATURE of SAMPLER:	Jamie Newsome	DATE Signed (MM/DD/YY):	6/26/2024

Temp in °C | Received on Ice (Y/N) | Custody Sealed Cooler (Y/N) | Samples Intact (Y/N)

*Important Note: By signing this form you are accepting Pace's NET 30 day payment terms and agreeing to late charges of 1.5% per month for any invoices not paid within 30 days.

FIELD SAMPLING REPORTS

Low-Flow Test Report:

Test Date / Time: 6/26/2024 4:09:00 PM
Project: Plant Hammond
Operator Name: Elisabeth Russell

Location Name: AS-01 **Well Diameter: 2 in** **Casing Type: PVC** **Screen Length: 10 ft** **Top of Screen: 20.01 ft** **Total Depth: 30.01 ft** **Initial Depth to Water: 13.05 ft**	**Pump Type: Peristaltic** **Tubing Type: Polyethylene** **Pump Intake From TOC: 25 ft** **Estimated Total Volume Pumped: 11 liter** **Flow Cell Volume: 90 ml** **Final Flow Rate: 200 ml/min** **Final Draw Down: 0.05 ft**	**Instrument Used: Aqua TROLL 400** **Serial Number: 1080302**

Test Notes:

Low-Flow Readings:

Date Time	Elapsed Time	pH	Temperature	Specific Conductivity	RDO Concentration	Turbidity	ORP	Depth to Water	Flow
		+/- 0.1	+/- 0.5	+/- 5 %	+/- 0.3	+/- 10	+/- 10	+/- 0.5	
6/26/2024 4:09 PM	00:00	7.37 pH	22.31 °C	854.29 µS/cm	0.27 mg/L	25.40 NTU	-87.9 mV	13.05 ft	200.00 ml/min
6/26/2024 4:14 PM	05:00	7.36 pH	21.01 °C	863.77 µS/cm	0.19 mg/L	23.10 NTU	-76.6 mV	13.05 ft	200.00 ml/min
6/26/2024 4:19 PM	10:00	7.33 pH	20.72 °C	866.73 µS/cm	0.16 mg/L	15.00 NTU	-66.2 mV	13.06 ft	200.00 ml/min
6/26/2024 4:24 PM	15:00	7.33 pH	20.60 °C	866.80 µS/cm	0.15 mg/L	14.60 NTU	-67.4 mV	13.07 ft	200.00 ml/min
6/26/2024 4:29 PM	20:00	7.31 pH	20.65 °C	864.70 µS/cm	0.14 mg/L	10.00 NTU	-59.1 mV	13.08 ft	200.00 ml/min
6/26/2024 4:34 PM	25:00	7.30 pH	20.30 °C	868.19 µS/cm	0.14 mg/L	9.98 NTU	-56.6 mV	13.08 ft	200.00 ml/min
6/26/2024 4:39 PM	30:00	7.30 pH	20.79 °C	865.39 µS/cm	0.14 mg/L	12.20 NTU	-56.6 mV	13.09 ft	200.00 ml/min
6/26/2024 4:44 PM	35:00	7.29 pH	20.61 °C	866.40 µS/cm	0.13 mg/L	8.63 NTU	-51.8 mV	13.10 ft	200.00 ml/min
6/26/2024 4:49 PM	40:00	7.29 pH	20.39 °C	865.12 µS/cm	0.13 mg/L	4.62 NTU	-47.8 mV	13.10 ft	200.00 ml/min
6/26/2024 4:54 PM	45:00	7.28 pH	20.48 °C	867.29 µS/cm	0.13 mg/L	4.66 NTU	-47.7 mV	13.11 ft	200.00 ml/min

Samples

Sample ID:	Description:
HAM-AS-01	Grab.

Low-Flow Test Report:

Test Date / Time: 6/26/2024 1:34:32 PM
Project: Plant Hammond
Operator Name: Elisabeth Russell

Location Name: INW-03 **Well Diameter: 2 in** **Casing Type: PVC** **Screen Length: 10 ft** **Top of Screen: 17.05 ft** **Total Depth: 27.05 ft** **Initial Depth to Water: 13.00 ft**	**Pump Type: Peristaltic** **Tubing Type: Polyethylene** **Pump Intake From TOC: 22 ft** **Estimated Total Volume Pumped: 25 liter** **Flow Cell Volume: 90 ml** **Final Flow Rate: 200 ml/min** **Final Draw Down: 0.03 ft**	**Instrument Used: Aqua TROLL 400** **Serial Number: 1080302**

Test Notes:

Low-Flow Readings:

Date Time	Elapsed Time	pH	Temperature	Specific Conductivity	RDO Concentration	Turbidity	ORP	Depth to Water	Flow
		+/- 0.1	+/- 0.5	+/- 5 %	+/- 0.3	+/- 10	+/- 10	+/- 0.5	
6/26/2024 1:34 PM	00:00	7.53 pH	20.72 °C	651.49 µS/cm	0.12 mg/L	96.90 NTU	102.9 mV	13.00 ft	200.00 ml/min
6/26/2024 1:39 PM	05:00	7.54 pH	20.80 °C	640.71 µS/cm	0.11 mg/L	92.80 NTU	65.7 mV	13.00 ft	200.00 ml/min
6/26/2024 1:44 PM	10:00	7.55 pH	20.70 °C	640.51 µS/cm	0.10 mg/L	83.30 NTU	46.8 mV	13.02 ft	200.00 ml/min
6/26/2024 1:49 PM	15:00	7.56 pH	20.70 °C	642.18 µS/cm	0.09 mg/L	71.90 NTU	33.4 mV	13.03 ft	200.00 ml/min
6/26/2024 1:54 PM	20:00	7.56 pH	20.74 °C	643.17 µS/cm	0.09 mg/L	59.90 NTU	28.9 mV	13.03 ft	200.00 ml/min
6/26/2024 1:59 PM	25:00	7.55 pH	20.83 °C	647.62 µS/cm	0.09 mg/L	43.40 NTU	25.0 mV	13.03 ft	200.00 ml/min
6/26/2024 2:04 PM	30:00	7.55 pH	20.79 °C	635.01 µS/cm	0.09 mg/L	31.70 NTU	23.6 mV	13.03 ft	200.00 ml/min
6/26/2024 2:09 PM	35:00	7.55 pH	20.92 °C	621.95 µS/cm	0.09 mg/L	27.60 NTU	18.3 mV	13.03 ft	200.00 ml/min
6/26/2024 2:14 PM	40:00	7.54 pH	20.85 °C	629.23 µS/cm	0.09 mg/L	16.20 NTU	20.3 mV	13.03 ft	200.00 ml/min
6/26/2024 2:19 PM	45:00	7.54 pH	20.83 °C	629.19 µS/cm	0.09 mg/L	15.20 NTU	11.6 mV	13.03 ft	200.00 ml/min
6/26/2024 2:24 PM	50:00	7.53 pH	20.87 °C	633.69 µS/cm	0.09 mg/L	14.40 NTU	15.7 mV	13.03 ft	200.00 ml/min
6/26/2024 2:29 PM	55:00	7.53 pH	20.96 °C	636.71 µS/cm	0.09 mg/L	12.50 NTU	14.7 mV	13.03 ft	200.00 ml/min
6/26/2024 2:34 PM	01:00:00	7.53 pH	21.10 °C	633.56 µS/cm	0.09 mg/L	10.40 NTU	15.4 mV	13.03 ft	200.00 ml/min
6/26/2024 2:39 PM	01:05:00	7.53 pH	21.19 °C	645.65 µS/cm	0.09 mg/L	10.70 NTU	15.1 mV	13.03 ft	200.00 ml/min
6/26/2024 2:44 PM	01:10:00	7.53 pH	21.22 °C	643.77 µS/cm	0.09 mg/L	9.98 NTU	14.9 mV	13.03 ft	200.00 ml/min

6/26/2024 2:49 PM	01:15:00	7.53 pH	21.05 °C	651.22 µS/cm	0.09 mg/L	7.30 NTU	16.0 mV	13.03 ft	200.00 ml/min
6/26/2024 2:54 PM	01:20:00	7.54 pH	21.30 °C	654.43 µS/cm	0.09 mg/L	4.90 NTU	15.1 mV	13.03 ft	200.00 ml/min
6/26/2024 2:59 PM	01:25:00	7.54 pH	21.40 °C	655.20 µS/cm	0.08 mg/L	5.00 NTU	15.1 mV	13.03 ft	200.00 ml/min
6/26/2024 3:04 PM	01:30:00	7.53 pH	21.41 °C	651.67 µS/cm	0.08 mg/L	4.88 NTU	13.1 mV	13.03 ft	200.00 ml/min

Samples

Sample ID:	Description:
HAM-INW-03	Grab.

Low-Flow Test Report:

Test Date / Time: 6/26/2024 6:37:24 PM
Project: Plant Hammond
Operator Name: Elisabeth Russell

Location Name: PT-09 **Well Diameter: 2 in** **Casing Type: PVC** **Screen Length: 10 ft** **Top of Screen: 20.6 ft** **Total Depth: 30.6 ft** **Initial Depth to Water: 16.30 ft**	**Pump Type: Peristaltic** **Tubing Type: Polyethylene** **Pump Intake From TOC: 25 ft** **Estimated Total Volume Pumped: 36 liter** **Flow Cell Volume: 90 ml** **Final Flow Rate: 200 ml/min** **Final Draw Down: 0 ft**	**Instrument Used: Aqua TROLL 400** **Serial Number: 1080302**

Test Notes:

Low-Flow Readings:

Date Time	Elapsed Time	pH	Temperature	Specific Conductivity	RDO Concentration	Turbidity	ORP	Depth to Water	Flow
		+/- 0.1	+/- 0.5	+/- 5 %	+/- 0.3	+/- 10	+/- 10	+/- 0.5	
6/26/2024 6:37 PM	00:00	6.89 pH	20.63 °C	710.27 µS/cm	0.21 mg/L	1,000.00 NTU	44.6 mV	16.30 ft	200.00 ml/min
6/26/2024 6:42 PM	05:00	6.88 pH	21.46 °C	713.93 µS/cm	0.20 mg/L	1,000.00 NTU	38.1 mV	16.30 ft	200.00 ml/min
6/26/2024 6:47 PM	10:00	6.87 pH	21.78 °C	712.75 µS/cm	0.19 mg/L	1,000.00 NTU	31.9 mV	16.30 ft	200.00 ml/min
6/26/2024 6:52 PM	15:00	6.87 pH	21.74 °C	710.13 µS/cm	0.19 mg/L	1,000.00 NTU	30.1 mV	16.30 ft	200.00 ml/min
6/26/2024 6:57 PM	20:00	6.87 pH	21.71 °C	702.11 µS/cm	0.18 mg/L	1,000.00 NTU	29.4 mV	16.30 ft	200.00 ml/min
6/26/2024 7:02 PM	25:00	6.87 pH	21.73 °C	701.19 µS/cm	0.17 mg/L	1,000.00 NTU	29.3 mV	16.30 ft	200.00 ml/min
6/26/2024 7:07 PM	30:00	6.88 pH	21.40 °C	697.89 µS/cm	0.17 mg/L	1,000.00 NTU	29.1 mV	16.30 ft	200.00 ml/min
6/26/2024 7:12 PM	35:00	6.88 pH	21.68 °C	694.36 µS/cm	0.17 mg/L	1,000.00 NTU	28.9 mV	16.30 ft	200.00 ml/min
6/26/2024 7:17 PM	40:00	6.87 pH	21.78 °C	694.13 µS/cm	0.20 mg/L	1,000.00 NTU	29.3 mV	16.30 ft	200.00 ml/min
6/26/2024 7:22 PM	45:00	6.88 pH	22.08 °C	692.10 µS/cm	0.18 mg/L	1,000.00 NTU	29.2 mV	16.30 ft	200.00 ml/min
6/26/2024 7:27 PM	50:00	6.88 pH	21.69 °C	690.26 µS/cm	0.18 mg/L	1,000.00 NTU	29.0 mV	16.30 ft	200.00 ml/min
6/26/2024 7:32 PM	55:00	6.88 pH	21.16 °C	691.60 µS/cm	0.18 mg/L	1,000.00 NTU	29.4 mV	16.30 ft	200.00 ml/min
6/26/2024 7:37 PM	01:00:00	6.88 pH	21.00 °C	690.34 µS/cm	0.18 mg/L	103.60 NTU	29.4 mV	16.30 ft	200.00 ml/min
6/26/2024 7:42 PM	01:05:00	6.89 pH	21.19 °C	686.73 µS/cm	0.18 mg/L	92.70 NTU	29.4 mV	16.30 ft	200.00 ml/min
6/26/2024 7:47 PM	01:10:00	6.88 pH	21.18 °C	685.71 µS/cm	0.18 mg/L	81.30 NTU	29.6 mV	16.30 ft	200.00 ml/min

Low-Flow Test Report:

Test Date / Time: 6/26/2024 2:33:41 PM
Project: GP Plant Hammond
Operator Name: Jamie Newsome

Location Name: PT-10 **Well Diameter: 2 in** **Casing Type: PVC** **Screen Length: 10 ft** **Top of Screen: 20.45 ft** **Total Depth: 30.02 ft** **Initial Depth to Water: 16.43 ft**	**Pump Type: Peristaltic** **Tubing Type: Polyethylene** **Pump Intake From TOC: 25.45 ft** **Estimated Total Volume Pumped: 3500 ml** **Flow Cell Volume: 90 ml** **Final Flow Rate: 200 ml/min** **Final Draw Down: 0 ft**	**Instrument Used: Aqua TROLL 400** **Serial Number: 965586**

Test Notes:
Full Appendix III and IV and Major Ions.

Weather Conditions:
Sunny, 97F

Low-Flow Readings:

Date Time	Elapsed Time	pH	Temperature	Specific Conductivity	RDO Concentration	Turbidity	ORP	Depth to Water	Flow
		+/- 0.1	+/- 0.5	+/- 5 %	+/- 0.2	+/- 10	+/- 10	+/- 0.3	
6/26/2024 2:33 PM	00:00	5.21 pH	31.28 °C	5.30 µS/cm	1.96 mg/L	4.09 NTU	46.3 mV	16.43 ft	100.00 ml/min
6/26/2024 2:38 PM	05:00	5.65 pH	28.35 °C	4.79 µS/cm	2.21 mg/L	2.20 NTU	57.3 mV	16.43 ft	100.00 ml/min
6/26/2024 2:43 PM	10:00	5.84 pH	27.68 °C	3.74 µS/cm	1.06 mg/L		68.6 mV	16.43 ft	100.00 ml/min
6/26/2024 2:48 PM	15:00	6.82 pH	23.50 °C	691.87 µS/cm	0.14 mg/L		28.2 mV	16.43 ft	200.00 ml/min
6/26/2024 2:53 PM	20:00	6.88 pH	22.80 °C	702.81 µS/cm	0.07 mg/L	2.86 NTU	31.5 mV	16.43 ft	200.00 ml/min
6/26/2024 2:58 PM	25:00	6.88 pH	22.57 °C	700.17 µS/cm	0.06 mg/L	2.14 NTU	37.3 mV	16.43 ft	200.00 ml/min

Samples

Sample ID:	Description:
HAM-PT-10	Grab

Low-Flow Test Report:

Test Date / Time: 6/26/2024 9:48:06 AM
Project: Plant Hammond
Operator Name: Elisabeth Russell

Location Name: PT-11 **Initial Depth to Water: 12.9 ft**	**Pump Type: Peristaltic** **Tubing Type: Polyethylene** **Pump Intake From TOC: 21 ft** **Estimated Total Volume Pumped: 37.4 liter** **Flow Cell Volume: 90 ml** **Final Flow Rate: 200 ml/min** **Final Draw Down: 0.03 ft**	**Instrument Used: Aqua TROLL 400** **Serial Number: 1080302**

Test Notes:

Weather Conditions:
90, sunny

Low-Flow Readings:

Date Time	Elapsed Time	pH	Temperature	Specific Conductivity	RDO Concentration	Turbidity	ORP	Depth to Water	Flow
		+/- 0.1	+/- 0.5	+/- 5 %	+/- 0.3	+/- 10	+/- 10	+/- 0.5	
6/26/2024 9:48 AM	00:00	6.95 pH	20.97 °C	669.29 µS/cm	0.32 mg/L	1,000.00 NTU	148.7 mV	12.90 ft	200.00 ml/min
6/26/2024 9:53 AM	05:00	7.02 pH	20.60 °C	679.33 µS/cm	0.25 mg/L	1,000.00 NTU	115.5 mV	12.90 ft	200.00 ml/min
6/26/2024 9:58 AM	10:00	7.04 pH	20.24 °C	671.88 µS/cm	0.19 mg/L	1,000.00 NTU	69.0 mV	12.92 ft	200.00 ml/min
6/26/2024 10:03 AM	15:00	7.07 pH	20.23 °C	670.70 µS/cm	0.16 mg/L	1,000.00 NTU	55.9 mV	12.92 ft	200.00 ml/min
6/26/2024 10:08 AM	20:00	7.07 pH	20.03 °C	667.67 µS/cm	0.15 mg/L	1,000.00 NTU	49.7 mV	12.92 ft	200.00 ml/min
6/26/2024 10:13 AM	25:00	7.08 pH	20.12 °C	664.94 µS/cm	0.15 mg/L	1,000.00 NTU	45.6 mV	12.92 ft	200.00 ml/min
6/26/2024 10:18 AM	30:00	7.08 pH	20.21 °C	662.31 µS/cm	0.14 mg/L	107.10 NTU	43.8 mV	12.92 ft	200.00 ml/min
6/26/2024 10:23 AM	35:00	7.09 pH	20.28 °C	657.87 µS/cm	0.14 mg/L	99.60 NTU	41.8 mV	12.93 ft	200.00 ml/min
6/26/2024 10:28 AM	40:00	7.09 pH	20.09 °C	657.19 µS/cm	0.14 mg/L	83.50 NTU	40.8 mV	12.93 ft	200.00 ml/min
6/26/2024 10:33 AM	45:00	7.08 pH	20.03 °C	653.34 µS/cm	0.13 mg/L	74.90 NTU	40.0 mV	12.93 ft	200.00 ml/min
6/26/2024 10:38 AM	50:00	7.10 pH	20.05 °C	650.68 µS/cm	0.12 mg/L	81.60 NTU	39.5 mV	12.93 ft	200.00 ml/min
6/26/2024 10:43 AM	55:00	7.08 pH	20.48 °C	650.99 µS/cm	0.12 mg/L	70.20 NTU	39.3 mV	12.93 ft	200.00 ml/min
6/26/2024 10:48 AM	01:00:00	7.08 pH	20.92 °C	646.81 µS/cm	0.13 mg/L	68.40 NTU	39.7 mV	12.93 ft	200.00 ml/min

6/26/2024 10:53 AM	01:05:00	7.07 pH	20.95 °C	645.77 µS/cm	0.13 mg/L	71.20 NTU	39.6 mV	12.93 ft	200.00 ml/min
6/26/2024 10:58 AM	01:10:00	7.07 pH	20.86 °C	639.14 µS/cm	0.13 mg/L	64.30 NTU	39.3 mV	12.93 ft	200.00 ml/min
6/26/2024 11:03 AM	01:15:00	7.07 pH	20.76 °C	638.41 µS/cm	0.13 mg/L	60.10 NTU	38.6 mV	12.93 ft	200.00 ml/min
6/26/2024 11:08 AM	01:20:00	7.07 pH	20.87 °C	637.63 µS/cm	0.13 mg/L	56.70 NTU	38.4 mV	12.93 ft	200.00 ml/min
6/26/2024 11:13 AM	01:25:00	7.07 pH	21.01 °C	636.50 µS/cm	0.13 mg/L	49.40 NTU	38.1 mV	12.93 ft	200.00 ml/min
6/26/2024 11:18 AM	01:30:00	7.07 pH	20.67 °C	631.63 µS/cm	0.13 mg/L	40.60 NTU	37.5 mV	12.93 ft	200.00 ml/min
6/26/2024 11:23 AM	01:35:00	7.08 pH	20.43 °C	630.34 µS/cm	0.12 mg/L	36.60 NTU	36.9 mV	12.93 ft	200.00 ml/min
6/26/2024 11:28 AM	01:40:00	7.08 pH	20.48 °C	628.78 µS/cm	0.12 mg/L	31.50 NTU	36.6 mV	12.93 ft	200.00 ml/min
6/26/2024 11:33 AM	01:45:00	7.08 pH	20.66 °C	624.55 µS/cm	0.12 mg/L	30.70 NTU	36.6 mV	12.93 ft	200.00 ml/min
6/26/2024 11:38 AM	01:50:00	7.07 pH	20.69 °C	622.61 µS/cm	0.11 mg/L	27.60 NTU	36.4 mV	12.93 ft	200.00 ml/min
6/26/2024 11:43 AM	01:55:00	7.07 pH	20.79 °C	621.27 µS/cm	0.11 mg/L	24.30 NTU	36.4 mV	12.93 ft	200.00 ml/min
6/26/2024 11:48 AM	02:00:00	7.06 pH	20.92 °C	619.49 µS/cm	0.11 mg/L	19.00 NTU	36.4 mV	12.93 ft	200.00 ml/min
6/26/2024 11:53 AM	02:05:00	7.07 pH	20.78 °C	619.82 µS/cm	0.11 mg/L	16.80 NTU	36.0 mV	12.93 ft	200.00 ml/min
6/26/2024 11:58 AM	02:10:00	7.07 pH	20.89 °C	618.60 µS/cm	0.11 mg/L	16.60 NTU	36.0 mV	12.93 ft	200.00 ml/min
6/26/2024 12:03 PM	02:15:00	7.07 pH	20.95 °C	615.95 µS/cm	0.11 mg/L	14.10 NTU	35.7 mV	12.93 ft	200.00 ml/min
6/26/2024 12:08 PM	02:20:00	7.06 pH	21.06 °C	617.20 µS/cm	0.11 mg/L	12.10 NTU	35.8 mV	12.93 ft	200.00 ml/min
6/26/2024 12:13 PM	02:25:00	7.06 pH	21.19 °C	613.37 µS/cm	0.11 mg/L	10.70 NTU	35.7 mV	12.93 ft	200.00 ml/min
6/26/2024 12:18 PM	02:30:00	7.06 pH	21.01 °C	612.35 µS/cm	0.11 mg/L	8.16 NTU	35.8 mV	12.93 ft	200.00 ml/min
6/26/2024 12:23 PM	02:35:00	7.07 pH	21.28 °C	607.66 µS/cm	0.11 mg/L	8.14 NTU	35.6 mV	12.93 ft	200.00 ml/min
6/26/2024 12:28 PM	02:40:00	7.07 pH	21.10 °C	607.05 µS/cm	0.11 mg/L	7.77 NTU	35.6 mV	12.93 ft	200.00 ml/min
6/26/2024 12:33 PM	02:45:00	7.07 pH	21.10 °C	600.59 µS/cm	0.11 mg/L	6.34 NTU	35.5 mV	12.93 ft	200.00 ml/min
6/26/2024 12:38 PM	02:50:00	7.05 pH	21.10 °C	600.38 µS/cm	0.11 mg/L	5.73 NTU	35.8 mV	12.93 ft	200.00 ml/min
6/26/2024 12:43 PM	02:55:00	7.05 pH	21.32 °C	598.90 µS/cm	0.11 mg/L	5.31 NTU	35.6 mV	12.93 ft	200.00 ml/min

Samples

Sample ID:	Description:
HAM-PT-11	

Low-Flow Test Report:

Test Date / Time: 6/26/2024 4:00:29 PM
Project: GP Plant Hammond
Operator Name: Jamie Newsome

Location Name: PT-12 **Well Diameter: 2 in** **Casing Type: PVC** **Screen Length: 10 ft** **Top of Screen: 17 ft** **Total Depth: 27 ft** **Initial Depth to Water: 12.82 ft**	**Pump Type: Peristaltic** **Tubing Type: Polyethylene** **Pump Intake From TOC: 25.45 ft** **Estimated Total Volume Pumped: 36000 ml** **Flow Cell Volume: 90 ml** **Final Flow Rate: 200 ml/min** **Final Draw Down: 0.05 ft**	**Instrument Used: Aqua TROLL 400** **Serial Number: 965586**

Test Notes:
Full App. III and IV and Major Ions

Weather Conditions:
Sunny, 97F

Low-Flow Readings:

Date Time	Elapsed Time	pH	Temperature	Specific Conductivity	RDO Concentration	Turbidity	ORP	Depth to Water	Flow
		+/- 0.1	+/- 0.5	+/- 5 %	+/- 0.2	+/- 10	+/- 10	+/- 0.3	
6/26/2024 4:00 PM	00:00	6.84 pH	20.43 °C	645.17 µS/cm	0.08 mg/L	721.00 NTU	54.9 mV	12.82 ft	200.00 ml/min
6/26/2024 4:05 PM	05:00	6.85 pH	20.70 °C	644.22 µS/cm	0.07 mg/L	682.00 NTU	82.8 mV	12.85 ft	200.00 ml/min
6/26/2024 4:10 PM	10:00	6.86 pH	20.65 °C	669.18 µS/cm	0.06 mg/L	134.00 NTU	110.2 mV	12.85 ft	200.00 ml/min
6/26/2024 4:15 PM	15:00	6.84 pH	20.83 °C	670.50 µS/cm	0.05 mg/L	90.00 NTU	155.0 mV	12.87 ft	200.00 ml/min
6/26/2024 4:20 PM	20:00	6.85 pH	20.88 °C	677.65 µS/cm	0.05 mg/L	63.00 NTU	118.9 mV	12.87 ft	200.00 ml/min
6/26/2024 4:25 PM	25:00	6.84 pH	21.08 °C	676.49 µS/cm	0.05 mg/L	89.60 NTU	161.2 mV	12.87 ft	200.00 ml/min
6/26/2024 4:30 PM	30:00	6.85 pH	21.21 °C	676.10 µS/cm	0.04 mg/L	77.40 NTU	125.0 mV	12.87 ft	200.00 ml/min
6/26/2024 4:35 PM	35:00	6.85 pH	21.01 °C	679.40 µS/cm	0.04 mg/L	59.00 NTU	125.5 mV	12.87 ft	200.00 ml/min
6/26/2024 4:40 PM	40:00	6.86 pH	21.41 °C	677.67 µS/cm	0.04 mg/L	47.00 NTU	176.3 mV	12.87 ft	200.00 ml/min
6/26/2024 4:45 PM	45:00	6.86 pH	21.23 °C	679.32 µS/cm	0.04 mg/L	45.60 NTU	182.9 mV	12.87 ft	200.00 ml/min
6/26/2024 4:50 PM	50:00	6.85 pH	20.48 °C	685.70 µS/cm	0.04 mg/L	29.20 NTU	133.9 mV	12.87 ft	200.00 ml/min
6/26/2024 4:55 PM	55:00	6.83 pH	20.39 °C	686.97 µS/cm	0.04 mg/L	28.50 NTU	171.1 mV	12.87 ft	200.00 ml/min
6/26/2024 5:00 PM	01:00:00	6.86 pH	20.19 °C	683.72 µS/cm	0.04 mg/L	16.60 NTU	124.4 mV	12.87 ft	200.00 ml/min

6/26/2024 5:05 PM	01:05:00	6.83 pH	20.11 °C	682.93 µS/cm	0.04 mg/L	17.00 NTU	158.6 mV	12.87 ft	200.00 ml/min
6/26/2024 5:10 PM	01:10:00	6.83 pH	20.49 °C	682.84 µS/cm	0.04 mg/L	12.40 NTU	159.3 mV	12.87 ft	200.00 ml/min
6/26/2024 5:15 PM	01:15:00	6.84 pH	19.94 °C	685.68 µS/cm	0.04 mg/L	11.30 NTU	118.1 mV	12.87 ft	200.00 ml/min
6/26/2024 5:20 PM	01:20:00	6.82 pH	20.08 °C	689.85 µS/cm	0.04 mg/L	10.60 NTU	115.3 mV	12.87 ft	200.00 ml/min
6/26/2024 5:25 PM	01:25:00	6.88 pH	20.63 °C	681.47 µS/cm	0.03 mg/L	9.80 NTU	155.9 mV	12.87 ft	200.00 ml/min
6/26/2024 5:30 PM	01:30:00	6.87 pH	20.16 °C	685.22 µS/cm	0.04 mg/L	7.18 NTU	119.7 mV	12.87 ft	200.00 ml/min
6/26/2024 5:35 PM	01:35:00	6.86 pH	19.97 °C	689.58 µS/cm	0.04 mg/L	5.46 NTU	117.7 mV	12.87 ft	200.00 ml/min
6/26/2024 5:40 PM	01:40:00	6.85 pH	19.97 °C	687.26 µS/cm	0.04 mg/L	6.53 NTU	117.4 mV	12.87 ft	200.00 ml/min
6/26/2024 5:45 PM	01:45:00	6.87 pH	20.12 °C	686.04 µS/cm	0.04 mg/L	5.75 NTU	116.8 mV	12.87 ft	200.00 ml/min
6/26/2024 5:50 PM	01:50:00	6.88 pH	20.77 °C	683.47 µS/cm	0.04 mg/L	5.12 NTU	159.1 mV	12.87 ft	200.00 ml/min
6/26/2024 5:55 PM	01:55:00	6.86 pH	20.86 °C	682.20 µS/cm	0.03 mg/L	11.90 NTU	123.6 mV	12.87 ft	200.00 ml/min
6/26/2024 6:00 PM	02:00:00	6.86 pH	20.52 °C	689.03 µS/cm	0.04 mg/L	22.20 NTU	127.2 mV	12.87 ft	200.00 ml/min
6/26/2024 6:05 PM	02:05:00	6.94 pH	20.39 °C	679.53 µS/cm	0.03 mg/L	16.30 NTU	133.2 mV	12.87 ft	200.00 ml/min
6/26/2024 6:10 PM	02:10:00	6.91 pH	20.12 °C	686.87 µS/cm	0.03 mg/L	11.10 NTU	135.8 mV	12.87 ft	200.00 ml/min
6/26/2024 6:15 PM	02:15:00	6.91 pH	20.23 °C	689.02 µS/cm	0.03 mg/L	11.00 NTU	134.2 mV	12.87 ft	200.00 ml/min
6/26/2024 6:20 PM	02:20:00	6.89 pH	20.02 °C	687.51 µS/cm	0.04 mg/L	13.60 NTU	180.6 mV	12.87 ft	200.00 ml/min
6/26/2024 6:25 PM	02:25:00	6.90 pH	19.81 °C	690.81 µS/cm	0.04 mg/L	19.00 NTU	131.5 mV	12.87 ft	200.00 ml/min
6/26/2024 6:30 PM	02:30:00	6.90 pH	19.78 °C	693.17 µS/cm	0.04 mg/L	17.40 NTU	169.7 mV	12.87 ft	200.00 ml/min
6/26/2024 6:35 PM	02:35:00	6.90 pH	19.72 °C	692.66 µS/cm	0.03 mg/L	17.70 NTU	168.5 mV	12.87 ft	200.00 ml/min
6/26/2024 6:40 PM	02:40:00	6.91 pH	19.54 °C	689.58 µS/cm	0.03 mg/L	11.08 NTU	119.8 mV	12.87 ft	200.00 ml/min
6/26/2024 6:45 PM	02:45:00	6.90 pH	19.62 °C	686.82 µS/cm	0.04 mg/L	9.80 NTU	149.5 mV	12.87 ft	200.00 ml/min
6/26/2024 6:50 PM	02:50:00	6.92 pH	19.53 °C	688.13 µS/cm	0.04 mg/L	6.66 NTU	108.7 mV	12.87 ft	200.00 ml/min
6/26/2024 6:55 PM	02:55:00	6.90 pH	19.45 °C	690.49 µS/cm	0.04 mg/L	6.32 NTU	138.9 mV	12.87 ft	200.00 ml/min
6/26/2024 7:00 PM	03:00:00	6.92 pH	19.56 °C	690.36 µS/cm	0.04 mg/L	4.92 NTU	103.9 mV	12.87 ft	200.00 ml/min

Samples

Sample ID:	Description:
HAM-PT-12	Grab.

CALIBRATION REPORTS

Site Name Plant Hammond

Calibrated By J. Newcomy

Field Instrumentation Calibration Form

Date 6/26/24

Field Conditions Sunny, 80°F

Instrument	Manufactuer/ Model	Serial Number
Water Quality Meter	Aquatroll	96 13584
Turbidity Meter	LaMotte 2020e	1475-401

Calibration Standard Information				
Parameter	Standard	Lot #	Date of Expiration	Brand
Specific Conductance (µS/cm)	4,490	24005893	12/2024	AIR
pH (SU)	4.00	24005593	12/2024	AIR
pH (SU)	7.00	24004517	12/2024	AIR
pH (SU)	10.00	24010085	12/2024	AIR
D.O. (%)	N/A			
ORP (mV)	228.0	24006903	~~12~~ 11/2024 JW 4/26/24	AIR

Calibration					
Time Start	800	Time Finish	830		
Parameter	Standard	Calibration Value	Calibration Solution Temperature (°C)	Acceptance Criteria	Reference
Specific Conductance (µS/cm)	4,490	4307.8	28.19	± 10% of standard	EPA 2023
pH (SU)	4.00	4.05	28.18	± 0.1	GWMP
pH (SU)	7.00	6.98	29.23	± 0.1	GWMP
pH (SU)	10.00	10.12	29.65	± 0.1	GWMP
D.O. (%)	N/A	101.7%	30.28	± 10%	NA
ORP (mV)	228.0	219.0	29.43	± 10	EPA 2023

	Standard	Calibration Value	Acceptance Criteria	Reference
Turbidity (NTU)	0	0	± 10% of standard	EPA 2023
	JW 4/26/24 1	0.97		
	10	9.96		

Calibration Check					
Time Start	220	Time Finish			
Parameter	Standard	Calibration Value	Calibration Solution Temperature (°C)	Acceptance Criteria	Reference
Specific Conductance (µS/cm)	4,490	~~4073~~ 4492	29.73	± 10% of standard	EPA 2023
pH (SU)	4.00	4.02	30.02	± 0.1	GWMP
pH (SU)	7.00	7.01	30.09	± 0.1	GWMP
pH (SU)	10.00	10.0	29.86	± 0.1	GWMP

	Standard	Calibration Value	Acceptance Criteria	Reference
Turbidity (NTU)	0	0	± 10% of standard	EPA 2023
	1	1.01		
	10	10		

Notes:

Site Name: Plant Hammond

Field Instrumentation Calibration Form

Date: 6/26/24

Calibrated By: Elisabeth Russell

Field Conditions: HOT.

Instrument	Manufactuer/ Model	Serial Number
Water Quality Meter	Aquatrol 900	1080302
Turbidity Meter	LaMotte 2020 wi	1484-4111

Calibration Standard Information				
Parameter	Standard	Lot #	Date of Expiration	Brand
Specific Conductance (µS/cm)	4 490	24005593	12/24	AIR
pH (SU)	4 00	24003593	12/24	AIR
pH (SU)	7 00	24003597	11/24	AIR
pH (SU)	10 00	24000[illegible]		
D O (%)	N/A			
ORP (mV)	228 0			

Calibration					
Time Start		Time Finish			
Parameter	Standard	Calibration Value	Calibration Solution Temperature (°C)	Acceptance Criteria	Reference
Specific Conductance (µS/cm)	4,490	4669	30.54	± 10% of standard	EPA 2023
pH (SU)	4 00	4.02	30.95	± 0 1	GWMP
pH (SU)	7 00	6.95	30.95	± 0 1	GWMP
pH (SU)	10 00	10.13	31.16	± 0 1	GWMP
D O (%)	N/A	108.35	30.38	± 10%	NA
ORP (mV)	228 0	217.8	~~217.8~~ 309.5	± 10	EPA 2023

	Standard	Calibration Value	Acceptance Criteria	Reference
Turbidity (NTU)			± 10% of standard	EPA 2023

Calibration Check					
Time Start		Time Finish			
Parameter	Standard	Calibration Value	Calibration Solution Temperature (°C)	Acceptance Criteria	Reference
Specific Conductance (µS/cm)	4,490			± 10% of standard	EPA 2023
pH (SU)	4.00			± 0 1	GWMP
pH (SU)	7.00			± 0 1	GWMP
pH (SU)	10.00			± 0 1	GWMP

	Standard	Calibration Value	Acceptance Criteria	Reference
Turbidity (NTU)	0	0.2	± 10% of standard	EPA 2023
	1	1.03		
	10	10.4		

Notes:

July 2024

LABORATORY ANALYTICAL RESULTS

Pace Analytical Services, LLC
9800 Kincey Ave. Suite 100
Huntersville, NC 28078
(704)875-9092

August 19, 2024

Kristen Jurinko
Southern Company
241 Ralph McGill Blvd NE
Bin 10160
Atlanta, GA 30308

RE: Project: Hammond AP-1 (CA)
Pace Project No.: 92745452

Dear Kristen Jurinko:

Enclosed are the analytical results for sample(s) received by the laboratory on August 02, 2024. The results relate only to the samples included in this report. Results reported herein conform to the applicable TNI/NELAC Standards and the laboratory's Quality Manual, where applicable, unless otherwise noted in the body of the report.

The test results provided in this final report were generated by each of the following laboratories within the Pace Network:

- Pace Analytical Services - Asheville
- Pace Analytical Services - Peachtree Corners, GA

If you have any questions concerning this report, please feel free to contact me.

Sincerely,

Bonnie Vang

Bonnie Vang
bonnie.vang@pacelabs.com
704-977-0968
Project Manager

Enclosures

cc: Kip Gray, Geosyntec
Christine Hug, Geosyntec Consultants, Inc.
Thomas Kessler, Geosyntec Consultants
Whitney Law, Geosyntec Consultants
Laura Midkiff, Southern Company
Caroline Nelson, Geosyntec Consultants, Inc
Jamie Newsome, Geosyntec Consultants
Zain Webb, Geosyntec Consultants

This report shall not be reproduced, except in full,
without the written consent of Pace Analytical Services, LLC.

Pace Analytical Services, LLC
9800 Kincey Ave. Suite 100
Huntersville, NC 28078
(704)875-9092

CERTIFICATIONS

Project: Hammond AP-1 (CA)
Pace Project No.: 92745452

Pace Analytical Services Asheville
2225 Riverside Drive, Asheville, NC 28804
Florida/NELAP Certification #: E87648
North Carolina Drinking Water Certification #: 37712
North Carolina Wastewater Certification #: 40
South Carolina Laboratory ID: 99030
South Carolina Certification #: 99030001
Virginia/VELAP Certification #: 460222

Pace Analytical Services Peachtree Corners
110 Technology Pkwy, Peachtree Corners, GA 30092
Florida DOH Certification #: E87315
Georgia DW Inorganics Certification #: 812
North Carolina Certification #: 381
South Carolina Certification #: 98011001
Virginia Certification #: 460204

This report shall not be reproduced, except in full,
without the written consent of Pace Analytical Services, LLC.

Pace Analytical Services, LLC
9800 Kincey Ave. Suite 100
Huntersville, NC 28078
(704)875-9092

SAMPLE SUMMARY

Project: Hammond AP-1 (CA)
Pace Project No.: 92745452

Lab ID	Sample ID	Matrix	Date Collected	Date Received
92745452001	**HAM-PT-07**	Water	08/01/24 13:43	08/02/24 14:00
92745452002	**HAM-PT-08**	Water	08/01/24 14:55	08/02/24 14:00
92745452003	**HAM-PT-09**	Water	07/31/24 13:33	08/02/24 14:00
92745452004	**HAM-PT-10**	Water	07/31/24 10:07	08/02/24 14:00
92745452005	**HAM-PT-11**	Water	07/31/24 16:46	08/02/24 14:00
92745452006	**HAM-PT-12**	Water	07/31/24 18:05	08/02/24 14:00
92745452007	**HAM-PT-13**	Water	08/01/24 12:47	08/02/24 14:00
92745452008	**HAM-PT-14**	Water	08/01/24 16:45	08/02/24 14:00
92745452009	**HAM-PT-15**	Water	08/01/24 10:47	08/02/24 14:00
92745452010	**HAM-AP1-FD-01**	Water	07/31/24 00:00	08/02/24 14:00
92745452011	**HAM-AP1-FB-01**	Water	08/01/24 12:00	08/02/24 14:00
92745452012	**HAM-AP1-EB-01**	Water	08/01/24 12:00	08/02/24 14:00

This report shall not be reproduced, except in full,
without the written consent of Pace Analytical Services, LLC.

Pace Analytical Services, LLC
9800 Kincey Ave. Suite 100
Huntersville, NC 28078
(704)875-9092

SAMPLE ANALYTE COUNT

Project: Hammond AP-1 (CA)
Pace Project No.: 92745452

Lab ID	Sample ID	Method	Analysts	Analytes Reported
92745452001	**HAM-PT-07**	EPA 6010D	MJS2	6
		EPA 6020B	CW1	13
		EPA 7470A	VB	1
		SM 2540C-2015	DL1	1
		SM 2320B-2011	SMS	3
		SM 4500-S2D-2011	JP1	1
		EPA 300.0 Rev 2.1 1993	JCM	3
92745452002	**HAM-PT-08**	EPA 6010D	MJS2	6
		EPA 6020B	CW1	13
		EPA 7470A	VB	1
		SM 2540C-2015	DL1	1
		SM 2320B-2011	SMS	3
		SM 4500-S2D-2011	JP1	1
		EPA 300.0 Rev 2.1 1993	JCM	3
92745452003	**HAM-PT-09**	EPA 6010D	MJS2	6
		EPA 6020B	CW1	13
		EPA 7470A	VB	1
		SM 2540C-2015	DL1	1
		SM 2320B-2011	SMS	3
		SM 4500-S2D-2011	JP1	1
		EPA 300.0 Rev 2.1 1993	JCM	3
92745452004	**HAM-PT-10**	EPA 6010D	MJS2	6
		EPA 6020B	CW1	13
		EPA 7470A	VB	1
		SM 2540C-2015	DL1	1
		SM 2320B-2011	SMS	3
		SM 4500-S2D-2011	JP1	1
		EPA 300.0 Rev 2.1 1993	JCM	3
92745452005	**HAM-PT-11**	EPA 6010D	MJS2	6
		EPA 6020B	CW1	13
		EPA 7470A	VB	1
		SM 2540C-2015	DL1	1
		SM 2320B-2011	SMS	3
		SM 4500-S2D-2011	JP1	1
		EPA 300.0 Rev 2.1 1993	JCM	3
92745452006	**HAM-PT-12**	EPA 6010D	MJS2	6
		EPA 6020B	CW1	13

This report shall not be reproduced, except in full,
without the written consent of Pace Analytical Services, LLC.

Pace Analytical Services, LLC
9800 Kincey Ave. Suite 100
Huntersville, NC 28078
(704)875-9092

SAMPLE ANALYTE COUNT

Project: Hammond AP-1 (CA)
Pace Project No.: 92745452

Lab ID	Sample ID	Method	Analysts	Analytes Reported
		EPA 7470A	VB	1
		SM 2540C-2015	DL1	1
		SM 2320B-2011	SMS	3
		SM 4500-S2D-2011	JP1	1
		EPA 300.0 Rev 2.1 1993	JCM	3
92745452007	**HAM-PT-13**	EPA 6010D	MJS2	6
		EPA 6020B	CW1	13
		EPA 7470A	VB	1
		SM 2540C-2015	DL1	1
		SM 2320B-2011	SMS	3
		SM 4500-S2D-2011	JP1	1
		EPA 300.0 Rev 2.1 1993	JCM	3
92745452008	**HAM-PT-14**	EPA 6010D	MJS2	6
		EPA 6020B	CW1	13
		EPA 7470A	VB	1
		SM 2540C-2015	DL1	1
		SM 2320B-2011	SMS	3
		SM 4500-S2D-2011	JP1	1
		EPA 300.0 Rev 2.1 1993	JCM	3
92745452009	**HAM-PT-15**	EPA 6010D	MJS2	6
		EPA 6020B	CW1	13
		EPA 7470A	VB	1
		SM 2540C-2015	DL1	1
		SM 2320B-2011	SMS	3
		SM 4500-S2D-2011	JP1	1
		EPA 300.0 Rev 2.1 1993	JCM	3
92745452010	**HAM-AP1-FD-01**	EPA 6010D	MJS2	6
		EPA 6020B	CW1	13
		EPA 7470A	VB	1
		SM 2540C-2015	DL1	1
		SM 2320B-2011	SMS	3
		SM 4500-S2D-2011	JP1	1
		EPA 300.0 Rev 2.1 1993	JCM	3
92745452011	**HAM-AP1-FB-01**	EPA 6010D	MJS2	6
		EPA 6020B	CW1	13
		EPA 7470A	VB	1
		SM 2540C-2015	DL1	1

This report shall not be reproduced, except in full,
without the written consent of Pace Analytical Services, LLC.

Pace Analytical Services, LLC
9800 Kincey Ave. Suite 100
Huntersville, NC 28078
(704)875-9092

SAMPLE ANALYTE COUNT

Project: Hammond AP-1 (CA)
Pace Project No.: 92745452

Lab ID	Sample ID	Method	Analysts	Analytes Reported
		SM 2320B-2011	SMS	3
		SM 4500-S2D-2011	JP1	1
		EPA 300.0 Rev 2.1 1993	JCM	3
92745452012	**HAM-AP1-EB-01**	EPA 6010D	MJS2	6
		EPA 6020B	CW1	13
		EPA 7470A	VB	1
		SM 2540C-2015	DL1	1
		SM 2320B-2011	SMS	3
		SM 4500-S2D-2011	JP1	1
		EPA 300.0 Rev 2.1 1993	JCM	3

PASI-A = Pace Analytical Services - Asheville
PASI-GA = Pace Analytical Services - Peachtree Corners, GA

This report shall not be reproduced, except in full,
without the written consent of Pace Analytical Services, LLC.

Pace Analytical Services, LLC
9800 Kincey Ave. Suite 100
Huntersville, NC 28078
(704)875-9092

SUMMARY OF DETECTION

Project: Hammond AP-1 (CA)
Pace Project No.: 92745452

Lab Sample ID Method	Client Sample ID Parameters	Result	Units	Report Limit	Analyzed	Qualifiers
92745452001	**HAM-PT-07**					
EPA 6010D	Iron	13.2	mg/L	0.040	08/07/24 17:06	M1
EPA 6010D	Manganese	4.2	mg/L	0.040	08/07/24 17:06	
EPA 6010D	Potassium	5.7	mg/L	0.50	08/07/24 17:06	
EPA 6010D	Sodium	8.6	mg/L	1.0	08/07/24 17:06	
EPA 6010D	Calcium	123	mg/L	1.0	08/07/24 17:06	M1
EPA 6010D	Magnesium	17.8	mg/L	0.050	08/07/24 17:06	M1
EPA 6020B	Arsenic	0.11	mg/L	0.025	08/08/24 10:28	
EPA 6020B	Barium	0.049	mg/L	0.0050	08/07/24 17:20	
EPA 6020B	Beryllium	0.00019J	mg/L	0.00050	08/07/24 17:20	
EPA 6020B	Boron	0.57	mg/L	0.20	08/08/24 10:28	
EPA 6020B	Cobalt	0.056	mg/L	0.0050	08/07/24 17:20	
EPA 6020B	Lithium	0.056	mg/L	0.030	08/07/24 17:20	
EPA 6020B	Molybdenum	0.0047J	mg/L	0.010	08/07/24 17:20	
EPA 6020B	Thallium	0.00050J	mg/L	0.0010	08/07/24 17:20	
SM 2540C-2015	Total Dissolved Solids	578	mg/L	25.0	08/05/24 16:28	
SM 2320B-2011	Alkalinity,Bicarbonate (CaCO3)	119	mg/L	5.0	08/06/24 13:15	
SM 2320B-2011	Alkalinity, Total as CaCO3	119	mg/L	5.0	08/06/24 13:15	
EPA 300.0 Rev 2.1 1993	Chloride	16.7	mg/L	1.0	08/03/24 12:38	
EPA 300.0 Rev 2.1 1993	Fluoride	0.22	mg/L	0.10	08/03/24 12:38	
EPA 300.0 Rev 2.1 1993	Sulfate	223	mg/L	5.0	08/03/24 23:50	M1
92745452002	**HAM-PT-08**					
EPA 6010D	Iron	14.5	mg/L	0.040	08/07/24 17:26	
EPA 6010D	Manganese	4.1	mg/L	0.040	08/07/24 17:26	
EPA 6010D	Potassium	5.0	mg/L	0.50	08/07/24 17:26	
EPA 6010D	Sodium	6.8	mg/L	1.0	08/07/24 17:26	
EPA 6010D	Calcium	85.2	mg/L	1.0	08/07/24 17:26	
EPA 6010D	Magnesium	11.9	mg/L	0.050	08/07/24 17:26	
EPA 6020B	Arsenic	0.26	mg/L	0.025	08/08/24 10:32	
EPA 6020B	Barium	0.044	mg/L	0.0050	08/07/24 17:23	
EPA 6020B	Beryllium	0.000098J	mg/L	0.00050	08/07/24 17:23	
EPA 6020B	Boron	0.63	mg/L	0.20	08/08/24 10:32	
EPA 6020B	Cobalt	0.073	mg/L	0.0050	08/07/24 17:23	
EPA 6020B	Lithium	0.022J	mg/L	0.030	08/07/24 17:23	
EPA 6020B	Molybdenum	0.012	mg/L	0.010	08/07/24 17:23	
SM 2540C-2015	Total Dissolved Solids	443	mg/L	25.0	08/05/24 16:29	
SM 2320B-2011	Alkalinity,Bicarbonate (CaCO3)	76.4	mg/L	5.0	08/06/24 13:38	
SM 2320B-2011	Alkalinity, Total as CaCO3	76.4	mg/L	5.0	08/06/24 13:38	
EPA 300.0 Rev 2.1 1993	Chloride	14.0	mg/L	1.0	08/03/24 13:18	
EPA 300.0 Rev 2.1 1993	Fluoride	0.16	mg/L	0.10	08/03/24 13:18	
EPA 300.0 Rev 2.1 1993	Sulfate	176	mg/L	4.0	08/04/24 00:31	
92745452003	**HAM-PT-09**					
EPA 6010D	Iron	0.13	mg/L	0.040	08/07/24 17:30	
EPA 6010D	Manganese	0.47	mg/L	0.040	08/07/24 17:30	
EPA 6010D	Potassium	6.1	mg/L	0.50	08/07/24 17:30	
EPA 6010D	Sodium	6.6	mg/L	1.0	08/07/24 17:30	
EPA 6010D	Calcium	96.9	mg/L	1.0	08/07/24 17:30	

This report shall not be reproduced, except in full,
without the written consent of Pace Analytical Services, LLC.

Pace Analytical Services, LLC
9800 Kincey Ave. Suite 100
Huntersville, NC 28078
(704)875-9092

SUMMARY OF DETECTION

Project: Hammond AP-1 (CA)
Pace Project No.: 92745452

Lab Sample ID Method	Client Sample ID Parameters	Result	Units	Report Limit	Analyzed	Qualifiers
92745452003	**HAM-PT-09**					
EPA 6010D	Magnesium	24.5	mg/L	0.050	08/07/24 17:30	
EPA 6020B	Antimony	0.0010J	mg/L	0.0030	08/07/24 17:38	
EPA 6020B	Barium	0.072	mg/L	0.0050	08/07/24 17:38	
EPA 6020B	Beryllium	0.00013J	mg/L	0.00050	08/07/24 17:38	
EPA 6020B	Boron	1.1	mg/L	0.040	08/08/24 11:09	
EPA 6020B	Cadmium	0.00028J	mg/L	0.00050	08/07/24 17:38	
EPA 6020B	Cobalt	0.0037J	mg/L	0.0050	08/07/24 17:38	
EPA 6020B	Lithium	0.0019J	mg/L	0.030	08/07/24 17:38	
EPA 6020B	Molybdenum	0.24	mg/L	0.010	08/07/24 17:38	
SM 2540C-2015	Total Dissolved Solids	500	mg/L	25.0	08/05/24 12:42	
SM 2320B-2011	Alkalinity,Bicarbonate (CaCO3)	119	mg/L	5.0	08/06/24 13:59	
SM 2320B-2011	Alkalinity, Total as CaCO3	119	mg/L	5.0	08/06/24 13:59	
EPA 300.0 Rev 2.1 1993	Chloride	29.3	mg/L	1.0	08/03/24 13:32	
EPA 300.0 Rev 2.1 1993	Fluoride	0.33	mg/L	0.10	08/03/24 13:32	
EPA 300.0 Rev 2.1 1993	Sulfate	172	mg/L	4.0	08/04/24 00:45	
92745452004	**HAM-PT-10**					
EPA 6010D	Manganese	0.48	mg/L	0.040	08/07/24 17:34	
EPA 6010D	Potassium	6.7	mg/L	0.50	08/07/24 17:34	
EPA 6010D	Sodium	8.8	mg/L	1.0	08/07/24 17:34	
EPA 6010D	Calcium	102	mg/L	1.0	08/07/24 17:34	
EPA 6010D	Magnesium	13.7	mg/L	0.050	08/07/24 17:34	
EPA 6020B	Barium	0.046	mg/L	0.0050	08/07/24 17:42	
EPA 6020B	Boron	1.6	mg/L	0.040	08/08/24 11:13	
EPA 6020B	Cadmium	0.00012J	mg/L	0.00050	08/07/24 17:42	
EPA 6020B	Cobalt	0.0015J	mg/L	0.0050	08/07/24 17:42	
EPA 6020B	Molybdenum	0.15	mg/L	0.010	08/07/24 17:42	
SM 2540C-2015	Total Dissolved Solids	535	mg/L	25.0	08/05/24 12:42	
SM 2320B-2011	Alkalinity,Bicarbonate (CaCO3)	133	mg/L	5.0	08/06/24 14:17	
SM 2320B-2011	Alkalinity, Total as CaCO3	133	mg/L	5.0	08/06/24 14:17	
EPA 300.0 Rev 2.1 1993	Chloride	46.4	mg/L	1.0	08/03/24 13:45	
EPA 300.0 Rev 2.1 1993	Fluoride	0.22	mg/L	0.10	08/03/24 13:45	
EPA 300.0 Rev 2.1 1993	Sulfate	117	mg/L	3.0	08/04/24 00:59	
92745452005	**HAM-PT-11**					
EPA 6010D	Iron	0.66	mg/L	0.040	08/07/24 17:38	
EPA 6010D	Manganese	1.3	mg/L	0.040	08/07/24 17:38	
EPA 6010D	Potassium	5.6	mg/L	0.50	08/07/24 17:38	
EPA 6010D	Sodium	7.5	mg/L	1.0	08/07/24 17:38	
EPA 6010D	Calcium	90.6	mg/L	1.0	08/07/24 17:38	
EPA 6010D	Magnesium	19.0	mg/L	0.050	08/07/24 17:38	
EPA 6020B	Antimony	0.00086J	mg/L	0.0030	08/07/24 17:45	
EPA 6020B	Barium	0.068	mg/L	0.0050	08/07/24 17:45	
EPA 6020B	Boron	1.4	mg/L	0.040	08/08/24 11:17	
EPA 6020B	Cadmium	0.00027J	mg/L	0.00050	08/07/24 17:45	
EPA 6020B	Cobalt	0.019	mg/L	0.0050	08/07/24 17:45	
EPA 6020B	Lithium	0.0060J	mg/L	0.030	08/07/24 17:45	
EPA 6020B	Molybdenum	0.074	mg/L	0.010	08/07/24 17:45	

This report shall not be reproduced, except in full,
without the written consent of Pace Analytical Services, LLC.

Pace Analytical Services, LLC
9800 Kincey Ave. Suite 100
Huntersville, NC 28078
(704)875-9092

SUMMARY OF DETECTION

Project: Hammond AP-1 (CA)
Pace Project No.: 92745452

Lab Sample ID Method	Client Sample ID Parameters	Result	Units	Report Limit	Analyzed	Qualifiers
92745452005	**HAM-PT-11**					
SM 2540C-2015	Total Dissolved Solids	464	mg/L	25.0	08/05/24 12:42	
SM 2320B-2011	Alkalinity,Bicarbonate (CaCO3)	112	mg/L	5.0	08/06/24 14:27	
SM 2320B-2011	Alkalinity, Total as CaCO3	112	mg/L	5.0	08/06/24 14:27	
EPA 300.0 Rev 2.1 1993	Chloride	33.6	mg/L	1.0	08/03/24 13:58	
EPA 300.0 Rev 2.1 1993	Fluoride	0.26	mg/L	0.10	08/03/24 13:58	
EPA 300.0 Rev 2.1 1993	Sulfate	141	mg/L	3.0	08/04/24 01:14	
92745452006	**HAM-PT-12**					
EPA 6010D	Iron	0.16	mg/L	0.040	08/07/24 17:42	
EPA 6010D	Manganese	0.77	mg/L	0.040	08/07/24 17:42	
EPA 6010D	Potassium	6.0	mg/L	0.50	08/07/24 17:42	
EPA 6010D	Sodium	7.9	mg/L	1.0	08/07/24 17:42	
EPA 6010D	Calcium	94.9	mg/L	1.0	08/07/24 17:42	
EPA 6010D	Magnesium	21.8	mg/L	0.050	08/07/24 17:42	
EPA 6020B	Barium	0.064	mg/L	0.0050	08/07/24 18:13	
EPA 6020B	Boron	1.3	mg/L	0.040	08/08/24 11:21	
EPA 6020B	Cadmium	0.00022J	mg/L	0.00050	08/07/24 18:13	
EPA 6020B	Cobalt	0.0032J	mg/L	0.0050	08/07/24 18:13	
EPA 6020B	Molybdenum	0.16	mg/L	0.010	08/07/24 18:13	
SM 2540C-2015	Total Dissolved Solids	470	mg/L	25.0	08/05/24 12:42	
SM 2320B-2011	Alkalinity,Bicarbonate (CaCO3)	124	mg/L	5.0	08/06/24 14:36	
SM 2320B-2011	Alkalinity, Total as CaCO3	124	mg/L	5.0	08/06/24 14:36	
EPA 300.0 Rev 2.1 1993	Chloride	30.2	mg/L	1.0	08/03/24 14:12	
EPA 300.0 Rev 2.1 1993	Fluoride	0.26	mg/L	0.10	08/03/24 14:12	
EPA 300.0 Rev 2.1 1993	Sulfate	157	mg/L	4.0	08/04/24 01:28	
92745452007	**HAM-PT-13**					
EPA 6010D	Iron	25.6	mg/L	0.040	08/07/24 17:46	
EPA 6010D	Manganese	4.3	mg/L	0.040	08/07/24 17:46	
EPA 6010D	Potassium	5.3	mg/L	0.50	08/07/24 17:46	
EPA 6010D	Sodium	8.2	mg/L	1.0	08/07/24 17:46	
EPA 6010D	Calcium	111	mg/L	1.0	08/07/24 17:46	
EPA 6010D	Magnesium	15.5	mg/L	0.050	08/07/24 17:46	
EPA 6020B	Arsenic	0.20	mg/L	0.025	08/08/24 10:44	
EPA 6020B	Barium	0.043	mg/L	0.0050	08/07/24 18:16	
EPA 6020B	Boron	0.51	mg/L	0.20	08/08/24 10:44	
EPA 6020B	Cobalt	0.040	mg/L	0.0050	08/07/24 18:16	
EPA 6020B	Lithium	0.058	mg/L	0.030	08/07/24 18:16	
EPA 6020B	Molybdenum	0.0052J	mg/L	0.010	08/07/24 18:16	
SM 2540C-2015	Total Dissolved Solids	549	mg/L	25.0	08/05/24 16:29	
SM 2320B-2011	Alkalinity,Bicarbonate (CaCO3)	115	mg/L	5.0	08/06/24 14:45	
SM 2320B-2011	Alkalinity, Total as CaCO3	115	mg/L	5.0	08/06/24 14:45	
EPA 300.0 Rev 2.1 1993	Chloride	15.5	mg/L	1.0	08/03/24 14:25	
EPA 300.0 Rev 2.1 1993	Fluoride	0.26	mg/L	0.10	08/03/24 14:25	
EPA 300.0 Rev 2.1 1993	Sulfate	229	mg/L	5.0	08/04/24 02:09	
92745452008	**HAM-PT-14**					
EPA 6010D	Iron	17.5	mg/L	0.040	08/07/24 17:50	
EPA 6010D	Manganese	3.4	mg/L	0.040	08/07/24 17:50	

This report shall not be reproduced, except in full,
without the written consent of Pace Analytical Services, LLC.

Pace Analytical Services, LLC
9800 Kincey Ave. Suite 100
Huntersville, NC 28078
(704)875-9092

SUMMARY OF DETECTION

Project: Hammond AP-1 (CA)
Pace Project No.: 92745452

Lab Sample ID Method	Client Sample ID Parameters	Result	Units	Report Limit	Analyzed	Qualifiers
92745452008	**HAM-PT-14**					
EPA 6010D	Potassium	5.9	mg/L	0.50	08/07/24 17:50	
EPA 6010D	Sodium	8.8	mg/L	1.0	08/07/24 17:50	
EPA 6010D	Calcium	123	mg/L	1.0	08/07/24 17:50	
EPA 6010D	Magnesium	18.7	mg/L	0.050	08/07/24 17:50	
EPA 6020B	Arsenic	0.15	mg/L	0.025	08/08/24 10:48	
EPA 6020B	Barium	0.045	mg/L	0.0050	08/07/24 18:20	
EPA 6020B	Boron	0.55	mg/L	0.20	08/08/24 10:48	
EPA 6020B	Cobalt	0.025	mg/L	0.0050	08/07/24 18:20	
EPA 6020B	Lithium	0.049	mg/L	0.030	08/07/24 18:20	
EPA 6020B	Molybdenum	0.011	mg/L	0.010	08/07/24 18:20	
SM 2540C-2015	Total Dissolved Solids	599	mg/L	25.0	08/05/24 16:29	
SM 2320B-2011	Alkalinity,Bicarbonate (CaCO3)	153	mg/L	5.0	08/06/24 14:55	
SM 2320B-2011	Alkalinity, Total as CaCO3	153	mg/L	5.0	08/06/24 14:55	
EPA 300.0 Rev 2.1 1993	Chloride	17.8	mg/L	1.0	08/03/24 14:39	
EPA 300.0 Rev 2.1 1993	Fluoride	0.22	mg/L	0.10	08/03/24 14:39	
EPA 300.0 Rev 2.1 1993	Sulfate	224	mg/L	5.0	08/04/24 02:23	
92745452009	**HAM-PT-15**					
EPA 6010D	Iron	13.4	mg/L	0.040	08/07/24 17:53	
EPA 6010D	Manganese	5.4	mg/L	0.040	08/07/24 17:53	
EPA 6010D	Potassium	5.4	mg/L	0.50	08/07/24 17:53	
EPA 6010D	Sodium	7.7	mg/L	1.0	08/07/24 17:53	
EPA 6010D	Calcium	117	mg/L	1.0	08/07/24 17:53	
EPA 6010D	Magnesium	14.5	mg/L	0.050	08/07/24 17:53	
EPA 6020B	Arsenic	0.42	mg/L	0.025	08/08/24 10:53	
EPA 6020B	Barium	0.042	mg/L	0.0050	08/07/24 18:24	
EPA 6020B	Boron	0.63	mg/L	0.20	08/08/24 10:53	
EPA 6020B	Cobalt	0.056	mg/L	0.0050	08/07/24 18:24	
EPA 6020B	Lithium	0.050	mg/L	0.030	08/07/24 18:24	
EPA 6020B	Molybdenum	0.013	mg/L	0.010	08/07/24 18:24	
SM 2540C-2015	Total Dissolved Solids	544	mg/L	25.0	08/05/24 16:29	
SM 2320B-2011	Alkalinity,Bicarbonate (CaCO3)	129	mg/L	5.0	08/06/24 15:06	
SM 2320B-2011	Alkalinity, Total as CaCO3	129	mg/L	5.0	08/06/24 15:06	
EPA 300.0 Rev 2.1 1993	Chloride	14.4	mg/L	1.0	08/03/24 15:19	
EPA 300.0 Rev 2.1 1993	Fluoride	0.29	mg/L	0.10	08/03/24 15:19	
EPA 300.0 Rev 2.1 1993	Sulfate	206	mg/L	5.0	08/04/24 02:36	
92745452010	**HAM-AP1-FD-01**					
EPA 6010D	Iron	0.20	mg/L	0.040	08/07/24 18:56	
EPA 6010D	Manganese	0.81	mg/L	0.040	08/07/24 18:56	
EPA 6010D	Potassium	6.0	mg/L	0.50	08/07/24 18:56	
EPA 6010D	Sodium	8.1	mg/L	1.0	08/07/24 18:56	
EPA 6010D	Calcium	94.9	mg/L	1.0	08/07/24 18:56	
EPA 6010D	Magnesium	21.9	mg/L	0.050	08/07/24 18:56	
EPA 6020B	Barium	0.064	mg/L	0.0050	08/07/24 18:31	
EPA 6020B	Boron	1.2	mg/L	0.040	08/08/24 11:25	
EPA 6020B	Cadmium	0.00023J	mg/L	0.00050	08/07/24 18:31	
EPA 6020B	Cobalt	0.0032J	mg/L	0.0050	08/07/24 18:31	

This report shall not be reproduced, except in full,
without the written consent of Pace Analytical Services, LLC.

Pace Analytical Services, LLC
9800 Kincey Ave. Suite 100
Huntersville, NC 28078
(704)875-9092

SUMMARY OF DETECTION

Project: Hammond AP-1 (CA)
Pace Project No.: 92745452

Lab Sample ID Method	Client Sample ID Parameters	Result	Units	Report Limit	Analyzed	Qualifiers
92745452010	**HAM-AP1-FD-01**					
EPA 6020B	Molybdenum	0.15	mg/L	0.010	08/07/24 18:31	
SM 2540C-2015	Total Dissolved Solids	462	mg/L	25.0	08/05/24 12:45	
SM 2320B-2011	Alkalinity,Bicarbonate (CaCO3)	124	mg/L	5.0	08/06/24 15:16	
SM 2320B-2011	Alkalinity, Total as CaCO3	124	mg/L	5.0	08/06/24 15:16	
EPA 300.0 Rev 2.1 1993	Chloride	30.6	mg/L	1.0	08/03/24 15:33	
EPA 300.0 Rev 2.1 1993	Fluoride	0.26	mg/L	0.10	08/03/24 15:33	
EPA 300.0 Rev 2.1 1993	Sulfate	155	mg/L	4.0	08/04/24 02:50	

This report shall not be reproduced, except in full,
without the written consent of Pace Analytical Services, LLC.

Pace Analytical Services, LLC
9800 Kincey Ave. Suite 100
Huntersville, NC 28078
(704)875-9092

ANALYTICAL RESULTS

Project: Hammond AP-1 (CA)
Pace Project No.: 92745452

Sample: HAM-PT-07 **Lab ID: 92745452001** Collected: 08/01/24 13:43 Received: 08/02/24 14:00 Matrix: Water

Parameters	Results	Units	Report Limit	MDL	DF	Prepared	Analyzed	CAS No.	Qual
6010D ATL ICP	Analytical Method: EPA 6010D Preparation Method: EPA 3010A								
	Pace Analytical Services - Peachtree Corners, GA								
Iron	**13.2**	mg/L	0.040	0.025	1	08/07/24 11:36	08/07/24 17:06	7439-89-6	M1
Manganese	**4.2**	mg/L	0.040	0.011	1	08/07/24 11:36	08/07/24 17:06	7439-96-5	
Potassium	**5.7**	mg/L	0.50	0.15	1	08/07/24 11:36	08/07/24 17:06	7440-09-7	
Sodium	**8.6**	mg/L	1.0	0.58	1	08/07/24 11:36	08/07/24 17:06	7440-23-5	
Calcium	**123**	mg/L	1.0	0.12	1	08/07/24 11:36	08/07/24 17:06	7440-70-2	M1
Magnesium	**17.8**	mg/L	0.050	0.012	1	08/07/24 11:36	08/07/24 17:06	7439-95-4	M1
6020 MET ICPMS	Analytical Method: EPA 6020B Preparation Method: EPA 3005A								
	Pace Analytical Services - Peachtree Corners, GA								
Antimony	ND	mg/L	0.0030	0.00054	1	08/07/24 11:55	08/07/24 17:20	7440-36-0	
Arsenic	**0.11**	mg/L	0.025	0.0042	5	08/07/24 11:55	08/08/24 10:28	7440-38-2	
Barium	**0.049**	mg/L	0.0050	0.00047	1	08/07/24 11:55	08/07/24 17:20	7440-39-3	
Beryllium	**0.00019J**	mg/L	0.00050	0.000094	1	08/07/24 11:55	08/07/24 17:20	7440-41-7	
Boron	**0.57**	mg/L	0.20	0.060	5	08/07/24 11:55	08/08/24 10:28	7440-42-8	
Cadmium	ND	mg/L	0.00050	0.00010	1	08/07/24 11:55	08/07/24 17:20	7440-43-9	
Chromium	ND	mg/L	0.0050	0.0019	1	08/07/24 11:55	08/07/24 17:20	7440-47-3	
Cobalt	**0.056**	mg/L	0.0050	0.00032	1	08/07/24 11:55	08/07/24 17:20	7440-48-4	
Lead	ND	mg/L	0.0010	0.00016	1	08/07/24 11:55	08/07/24 17:20	7439-92-1	
Lithium	**0.056**	mg/L	0.030	0.0016	1	08/07/24 11:55	08/07/24 17:20	7439-93-2	
Molybdenum	**0.0047J**	mg/L	0.010	0.00062	1	08/07/24 11:55	08/07/24 17:20	7439-98-7	
Selenium	ND	mg/L	0.0050	0.00096	1	08/07/24 11:55	08/07/24 17:20	7782-49-2	
Thallium	**0.00050J**	mg/L	0.0010	0.00038	1	08/07/24 11:55	08/07/24 17:20	7440-28-0	
7470 Mercury	Analytical Method: EPA 7470A Preparation Method: EPA 7470A								
	Pace Analytical Services - Peachtree Corners, GA								
Mercury	ND	mg/L	0.00020	0.00013	1	08/14/24 10:30	08/14/24 14:50	7439-97-6	
2540C Total Dissolved Solids	Analytical Method: SM 2540C-2015								
	Pace Analytical Services - Peachtree Corners, GA								
Total Dissolved Solids	**578**	mg/L	25.0	25.0	1		08/05/24 16:28		
2320B Alkalinity	Analytical Method: SM 2320B-2011								
	Pace Analytical Services - Asheville								
Alkalinity,Bicarbonate (CaCO3)	**119**	mg/L	5.0	5.0	1		08/06/24 13:15		
Alkalinity,Carbonate (CaCO3)	ND	mg/L	5.0	5.0	1		08/06/24 13:15		
Alkalinity, Total as CaCO3	**119**	mg/L	5.0	5.0	1		08/06/24 13:15		
4500S2D Sulfide Water	Analytical Method: SM 4500-S2D-2011								
	Pace Analytical Services - Asheville								
Sulfide	ND	mg/L	0.10	0.022	1		08/03/24 03:16	18496-25-8	
300.0 IC Anions 28 Days	Analytical Method: EPA 300.0 Rev 2.1 1993								
	Pace Analytical Services - Asheville								
Chloride	**16.7**	mg/L	1.0	0.60	1		08/03/24 12:38	16887-00-6	

This report shall not be reproduced, except in full,
without the written consent of Pace Analytical Services, LLC.

Pace Analytical Services, LLC
9800 Kincey Ave. Suite 100
Huntersville, NC 28078
(704)875-9092

ANALYTICAL RESULTS

Project: Hammond AP-1 (CA)
Pace Project No.: 92745452

Sample: HAM-PT-07 **Lab ID: 92745452001** Collected: 08/01/24 13:43 Received: 08/02/24 14:00 Matrix: Water

Parameters	Results	Units	Report Limit	MDL	DF	Prepared	Analyzed	CAS No.	Qual
300.0 IC Anions 28 Days	Analytical Method: EPA 300.0 Rev 2.1 1993 Pace Analytical Services - Asheville								
Fluoride	**0.22**	mg/L	0.10	0.050	1		08/03/24 12:38	16984-48-8	
Sulfate	**223**	mg/L	5.0	2.5	5		08/03/24 23:50	14808-79-8	M1

This report shall not be reproduced, except in full,
without the written consent of Pace Analytical Services, LLC.

Pace Analytical Services, LLC
9800 Kincey Ave. Suite 100
Huntersville, NC 28078
(704)875-9092

ANALYTICAL RESULTS

Project: Hammond AP-1 (CA)
Pace Project No.: 92745452

Sample: HAM-PT-08 **Lab ID: 92745452002** Collected: 08/01/24 14:55 Received: 08/02/24 14:00 Matrix: Water

Parameters	Results	Units	Report Limit	MDL	DF	Prepared	Analyzed	CAS No.	Qual
6010D ATL ICP	Analytical Method: EPA 6010D Preparation Method: EPA 3010A								
	Pace Analytical Services - Peachtree Corners, GA								
Iron	**14.5**	mg/L	0.040	0.025	1	08/07/24 11:36	08/07/24 17:26	7439-89-6	
Manganese	**4.1**	mg/L	0.040	0.011	1	08/07/24 11:36	08/07/24 17:26	7439-96-5	
Potassium	**5.0**	mg/L	0.50	0.15	1	08/07/24 11:36	08/07/24 17:26	7440-09-7	
Sodium	**6.8**	mg/L	1.0	0.58	1	08/07/24 11:36	08/07/24 17:26	7440-23-5	
Calcium	**85.2**	mg/L	1.0	0.12	1	08/07/24 11:36	08/07/24 17:26	7440-70-2	
Magnesium	**11.9**	mg/L	0.050	0.012	1	08/07/24 11:36	08/07/24 17:26	7439-95-4	
6020 MET ICPMS	Analytical Method: EPA 6020B Preparation Method: EPA 3005A								
	Pace Analytical Services - Peachtree Corners, GA								
Antimony	ND	mg/L	0.0030	0.00054	1	08/07/24 11:55	08/07/24 17:23	7440-36-0	
Arsenic	**0.26**	mg/L	0.025	0.0042	5	08/07/24 11:55	08/08/24 10:32	7440-38-2	
Barium	**0.044**	mg/L	0.0050	0.00047	1	08/07/24 11:55	08/07/24 17:23	7440-39-3	
Beryllium	**0.000098J**	mg/L	0.00050	0.000094	1	08/07/24 11:55	08/07/24 17:23	7440-41-7	
Boron	**0.63**	mg/L	0.20	0.060	5	08/07/24 11:55	08/08/24 10:32	7440-42-8	
Cadmium	ND	mg/L	0.00050	0.00010	1	08/07/24 11:55	08/07/24 17:23	7440-43-9	
Chromium	ND	mg/L	0.0050	0.0019	1	08/07/24 11:55	08/07/24 17:23	7440-47-3	
Cobalt	**0.073**	mg/L	0.0050	0.00032	1	08/07/24 11:55	08/07/24 17:23	7440-48-4	
Lead	ND	mg/L	0.0010	0.00016	1	08/07/24 11:55	08/07/24 17:23	7439-92-1	
Lithium	**0.022J**	mg/L	0.030	0.0016	1	08/07/24 11:55	08/07/24 17:23	7439-93-2	
Molybdenum	**0.012**	mg/L	0.010	0.00062	1	08/07/24 11:55	08/07/24 17:23	7439-98-7	
Selenium	ND	mg/L	0.0050	0.00096	1	08/07/24 11:55	08/07/24 17:23	7782-49-2	
Thallium	ND	mg/L	0.0010	0.00038	1	08/07/24 11:55	08/07/24 17:23	7440-28-0	
7470 Mercury	Analytical Method: EPA 7470A Preparation Method: EPA 7470A								
	Pace Analytical Services - Peachtree Corners, GA								
Mercury	ND	mg/L	0.00020	0.00013	1	08/14/24 10:30	08/14/24 15:06	7439-97-6	
2540C Total Dissolved Solids	Analytical Method: SM 2540C-2015								
	Pace Analytical Services - Peachtree Corners, GA								
Total Dissolved Solids	**443**	mg/L	25.0	25.0	1		08/05/24 16:29		
2320B Alkalinity	Analytical Method: SM 2320B-2011								
	Pace Analytical Services - Asheville								
Alkalinity,Bicarbonate (CaCO3)	**76.4**	mg/L	5.0	5.0	1		08/06/24 13:38		
Alkalinity,Carbonate (CaCO3)	ND	mg/L	5.0	5.0	1		08/06/24 13:38		
Alkalinity, Total as CaCO3	**76.4**	mg/L	5.0	5.0	1		08/06/24 13:38		
4500S2D Sulfide Water	Analytical Method: SM 4500-S2D-2011								
	Pace Analytical Services - Asheville								
Sulfide	ND	mg/L	0.10	0.022	1		08/03/24 03:17	18496-25-8	
300.0 IC Anions 28 Days	Analytical Method: EPA 300.0 Rev 2.1 1993								
	Pace Analytical Services - Asheville								
Chloride	**14.0**	mg/L	1.0	0.60	1		08/03/24 13:18	16887-00-6	

This report shall not be reproduced, except in full,
without the written consent of Pace Analytical Services, LLC.

Pace Analytical Services, LLC
9800 Kincey Ave. Suite 100
Huntersville, NC 28078
(704)875-9092

ANALYTICAL RESULTS

Project: Hammond AP-1 (CA)
Pace Project No.: 92745452

Sample: HAM-PT-08 **Lab ID: 92745452002** Collected: 08/01/24 14:55 Received: 08/02/24 14:00 Matrix: Water

Parameters	Results	Units	Report Limit	MDL	DF	Prepared	Analyzed	CAS No.	Qual
300.0 IC Anions 28 Days	Analytical Method: EPA 300.0 Rev 2.1 1993 Pace Analytical Services - Asheville								
Fluoride	**0.16**	mg/L	0.10	0.050	1		08/03/24 13:18	16984-48-8	
Sulfate	**176**	mg/L	4.0	2.0	4		08/04/24 00:31	14808-79-8	

This report shall not be reproduced, except in full,
without the written consent of Pace Analytical Services, LLC.

Pace Analytical Services, LLC
9800 Kincey Ave. Suite 100
Huntersville, NC 28078
(704)875-9092

ANALYTICAL RESULTS

Project: Hammond AP-1 (CA)
Pace Project No.: 92745452

Sample: HAM-PT-09 **Lab ID: 92745452003** Collected: 07/31/24 13:33 Received: 08/02/24 14:00 Matrix: Water

Parameters	Results	Units	Report Limit	MDL	DF	Prepared	Analyzed	CAS No.	Qual
6010D ATL ICP	Analytical Method: EPA 6010D Preparation Method: EPA 3010A								
	Pace Analytical Services - Peachtree Corners, GA								
Iron	**0.13**	mg/L	0.040	0.025	1	08/07/24 11:36	08/07/24 17:30	7439-89-6	
Manganese	**0.47**	mg/L	0.040	0.011	1	08/07/24 11:36	08/07/24 17:30	7439-96-5	
Potassium	**6.1**	mg/L	0.50	0.15	1	08/07/24 11:36	08/07/24 17:30	7440-09-7	
Sodium	**6.6**	mg/L	1.0	0.58	1	08/07/24 11:36	08/07/24 17:30	7440-23-5	
Calcium	**96.9**	mg/L	1.0	0.12	1	08/07/24 11:36	08/07/24 17:30	7440-70-2	
Magnesium	**24.5**	mg/L	0.050	0.012	1	08/07/24 11:36	08/07/24 17:30	7439-95-4	
6020 MET ICPMS	Analytical Method: EPA 6020B Preparation Method: EPA 3005A								
	Pace Analytical Services - Peachtree Corners, GA								
Antimony	**0.0010J**	mg/L	0.0030	0.00054	1	08/07/24 11:55	08/07/24 17:38	7440-36-0	
Arsenic	ND	mg/L	0.0050	0.00084	1	08/07/24 11:55	08/08/24 11:09	7440-38-2	
Barium	**0.072**	mg/L	0.0050	0.00047	1	08/07/24 11:55	08/07/24 17:38	7440-39-3	
Beryllium	**0.00013J**	mg/L	0.00050	0.000094	1	08/07/24 11:55	08/07/24 17:38	7440-41-7	
Boron	**1.1**	mg/L	0.040	0.012	1	08/07/24 11:55	08/08/24 11:09	7440-42-8	
Cadmium	**0.00028J**	mg/L	0.00050	0.00010	1	08/07/24 11:55	08/07/24 17:38	7440-43-9	
Chromium	ND	mg/L	0.0050	0.0019	1	08/07/24 11:55	08/07/24 17:38	7440-47-3	
Cobalt	**0.0037J**	mg/L	0.0050	0.00032	1	08/07/24 11:55	08/07/24 17:38	7440-48-4	
Lead	ND	mg/L	0.0010	0.00016	1	08/07/24 11:55	08/07/24 17:38	7439-92-1	
Lithium	**0.0019J**	mg/L	0.030	0.0016	1	08/07/24 11:55	08/07/24 17:38	7439-93-2	
Molybdenum	**0.24**	mg/L	0.010	0.00062	1	08/07/24 11:55	08/07/24 17:38	7439-98-7	
Selenium	ND	mg/L	0.0050	0.00096	1	08/07/24 11:55	08/07/24 17:38	7782-49-2	
Thallium	ND	mg/L	0.0010	0.00038	1	08/07/24 11:55	08/07/24 17:38	7440-28-0	
7470 Mercury	Analytical Method: EPA 7470A Preparation Method: EPA 7470A								
	Pace Analytical Services - Peachtree Corners, GA								
Mercury	ND	mg/L	0.00020	0.00013	1	08/14/24 10:30	08/14/24 15:09	7439-97-6	
2540C Total Dissolved Solids	Analytical Method: SM 2540C-2015								
	Pace Analytical Services - Peachtree Corners, GA								
Total Dissolved Solids	**500**	mg/L	25.0	25.0	1		08/05/24 12:42		
2320B Alkalinity	Analytical Method: SM 2320B-2011								
	Pace Analytical Services - Asheville								
Alkalinity,Bicarbonate (CaCO3)	**119**	mg/L	5.0	5.0	1		08/06/24 13:59		
Alkalinity,Carbonate (CaCO3)	ND	mg/L	5.0	5.0	1		08/06/24 13:59		
Alkalinity, Total as CaCO3	**119**	mg/L	5.0	5.0	1		08/06/24 13:59		
4500S2D Sulfide Water	Analytical Method: SM 4500-S2D-2011								
	Pace Analytical Services - Asheville								
Sulfide	ND	mg/L	0.10	0.022	1		08/03/24 03:11	18496-25-8	
300.0 IC Anions 28 Days	Analytical Method: EPA 300.0 Rev 2.1 1993								
	Pace Analytical Services - Asheville								
Chloride	**29.3**	mg/L	1.0	0.60	1		08/03/24 13:32	16887-00-6	

REPORT OF LABORATORY ANALYSIS

This report shall not be reproduced, except in full,
without the written consent of Pace Analytical Services, LLC.

Pace Analytical Services, LLC
9800 Kincey Ave. Suite 100
Huntersville, NC 28078
(704)875-9092

ANALYTICAL RESULTS

Project: Hammond AP-1 (CA)
Pace Project No.: 92745452

Sample: HAM-PT-09 **Lab ID: 92745452003** Collected: 07/31/24 13:33 Received: 08/02/24 14:00 Matrix: Water

Parameters	Results	Units	Report Limit	MDL	DF	Prepared	Analyzed	CAS No.	Qual
300.0 IC Anions 28 Days	Analytical Method: EPA 300.0 Rev 2.1 1993 Pace Analytical Services - Asheville								
Fluoride	**0.33**	mg/L	0.10	0.050	1		08/03/24 13:32	16984-48-8	
Sulfate	**172**	mg/L	4.0	2.0	4		08/04/24 00:45	14808-79-8	

This report shall not be reproduced, except in full,
without the written consent of Pace Analytical Services, LLC.

Pace Analytical Services, LLC
9800 Kincey Ave. Suite 100
Huntersville, NC 28078
(704)875-9092

ANALYTICAL RESULTS

Project: Hammond AP-1 (CA)
Pace Project No.: 92745452

Sample: HAM-PT-10 **Lab ID: 92745452004** Collected: 07/31/24 10:07 Received: 08/02/24 14:00 Matrix: Water

Parameters	Results	Units	Report Limit	MDL	DF	Prepared	Analyzed	CAS No.	Qual
6010D ATL ICP	Analytical Method: EPA 6010D Preparation Method: EPA 3010A								
	Pace Analytical Services - Peachtree Corners, GA								
Iron	ND	mg/L	0.040	0.025	1	08/07/24 11:36	08/07/24 17:34	7439-89-6	
Manganese	**0.48**	mg/L	0.040	0.011	1	08/07/24 11:36	08/07/24 17:34	7439-96-5	
Potassium	**6.7**	mg/L	0.50	0.15	1	08/07/24 11:36	08/07/24 17:34	7440-09-7	
Sodium	**8.8**	mg/L	1.0	0.58	1	08/07/24 11:36	08/07/24 17:34	7440-23-5	
Calcium	**102**	mg/L	1.0	0.12	1	08/07/24 11:36	08/07/24 17:34	7440-70-2	
Magnesium	**13.7**	mg/L	0.050	0.012	1	08/07/24 11:36	08/07/24 17:34	7439-95-4	
6020 MET ICPMS	Analytical Method: EPA 6020B Preparation Method: EPA 3005A								
	Pace Analytical Services - Peachtree Corners, GA								
Antimony	ND	mg/L	0.0030	0.00054	1	08/07/24 11:55	08/07/24 17:42	7440-36-0	
Arsenic	ND	mg/L	0.0050	0.00084	1	08/07/24 11:55	08/08/24 11:13	7440-38-2	
Barium	**0.046**	mg/L	0.0050	0.00047	1	08/07/24 11:55	08/07/24 17:42	7440-39-3	
Beryllium	ND	mg/L	0.00050	0.000094	1	08/07/24 11:55	08/07/24 17:42	7440-41-7	
Boron	**1.6**	mg/L	0.040	0.012	1	08/07/24 11:55	08/08/24 11:13	7440-42-8	
Cadmium	**0.00012J**	mg/L	0.00050	0.00010	1	08/07/24 11:55	08/07/24 17:42	7440-43-9	
Chromium	ND	mg/L	0.0050	0.0019	1	08/07/24 11:55	08/07/24 17:42	7440-47-3	
Cobalt	**0.0015J**	mg/L	0.0050	0.00032	1	08/07/24 11:55	08/07/24 17:42	7440-48-4	
Lead	ND	mg/L	0.0010	0.00016	1	08/07/24 11:55	08/07/24 17:42	7439-92-1	
Lithium	ND	mg/L	0.030	0.0016	1	08/07/24 11:55	08/07/24 17:42	7439-93-2	
Molybdenum	**0.15**	mg/L	0.010	0.00062	1	08/07/24 11:55	08/07/24 17:42	7439-98-7	
Selenium	ND	mg/L	0.0050	0.00096	1	08/07/24 11:55	08/07/24 17:42	7782-49-2	
Thallium	ND	mg/L	0.0010	0.00038	1	08/07/24 11:55	08/07/24 17:42	7440-28-0	
7470 Mercury	Analytical Method: EPA 7470A Preparation Method: EPA 7470A								
	Pace Analytical Services - Peachtree Corners, GA								
Mercury	ND	mg/L	0.00020	0.00013	1	08/14/24 10:30	08/14/24 15:11	7439-97-6	
2540C Total Dissolved Solids	Analytical Method: SM 2540C-2015								
	Pace Analytical Services - Peachtree Corners, GA								
Total Dissolved Solids	**535**	mg/L	25.0	25.0	1		08/05/24 12:42		
2320B Alkalinity	Analytical Method: SM 2320B-2011								
	Pace Analytical Services - Asheville								
Alkalinity,Bicarbonate (CaCO3)	**133**	mg/L	5.0	5.0	1		08/06/24 14:17		
Alkalinity,Carbonate (CaCO3)	ND	mg/L	5.0	5.0	1		08/06/24 14:17		
Alkalinity, Total as CaCO3	**133**	mg/L	5.0	5.0	1		08/06/24 14:17		
4500S2D Sulfide Water	Analytical Method: SM 4500-S2D-2011								
	Pace Analytical Services - Asheville								
Sulfide	ND	mg/L	0.10	0.022	1		08/03/24 03:12	18496-25-8	
300.0 IC Anions 28 Days	Analytical Method: EPA 300.0 Rev 2.1 1993								
	Pace Analytical Services - Asheville								
Chloride	**46.4**	mg/L	1.0	0.60	1		08/03/24 13:45	16887-00-6	

This report shall not be reproduced, except in full,
without the written consent of Pace Analytical Services, LLC.

Pace Analytical Services, LLC
9800 Kincey Ave. Suite 100
Huntersville, NC 28078
(704)875-9092

ANALYTICAL RESULTS

Project: Hammond AP-1 (CA)
Pace Project No.: 92745452

Sample: HAM-PT-10 **Lab ID: 92745452004** Collected: 07/31/24 10:07 Received: 08/02/24 14:00 Matrix: Water

Parameters	Results	Units	Report Limit	MDL	DF	Prepared	Analyzed	CAS No.	Qual
300.0 IC Anions 28 Days	Analytical Method: EPA 300.0 Rev 2.1 1993 Pace Analytical Services - Asheville								
Fluoride	**0.22**	mg/L	0.10	0.050	1		08/03/24 13:45	16984-48-8	
Sulfate	**117**	mg/L	3.0	1.5	3		08/04/24 00:59	14808-79-8	

This report shall not be reproduced, except in full,
without the written consent of Pace Analytical Services, LLC.

Pace Analytical Services, LLC
9800 Kincey Ave. Suite 100
Huntersville, NC 28078
(704)875-9092

ANALYTICAL RESULTS

Project: Hammond AP-1 (CA)
Pace Project No.: 92745452

Sample: HAM-PT-11 **Lab ID: 92745452005** Collected: 07/31/24 16:46 Received: 08/02/24 14:00 Matrix: Water

Parameters	Results	Units	Report Limit	MDL	DF	Prepared	Analyzed	CAS No.	Qual
6010D ATL ICP	Analytical Method: EPA 6010D Preparation Method: EPA 3010A Pace Analytical Services - Peachtree Corners, GA								
Iron	**0.66**	mg/L	0.040	0.025	1	08/07/24 11:36	08/07/24 17:38	7439-89-6	
Manganese	**1.3**	mg/L	0.040	0.011	1	08/07/24 11:36	08/07/24 17:38	7439-96-5	
Potassium	**5.6**	mg/L	0.50	0.15	1	08/07/24 11:36	08/07/24 17:38	7440-09-7	
Sodium	**7.5**	mg/L	1.0	0.58	1	08/07/24 11:36	08/07/24 17:38	7440-23-5	
Calcium	**90.6**	mg/L	1.0	0.12	1	08/07/24 11:36	08/07/24 17:38	7440-70-2	
Magnesium	**19.0**	mg/L	0.050	0.012	1	08/07/24 11:36	08/07/24 17:38	7439-95-4	
6020 MET ICPMS	Analytical Method: EPA 6020B Preparation Method: EPA 3005A Pace Analytical Services - Peachtree Corners, GA								
Antimony	**0.00086J**	mg/L	0.0030	0.00054	1	08/07/24 11:55	08/07/24 17:45	7440-36-0	
Arsenic	ND	mg/L	0.0050	0.00084	1	08/07/24 11:55	08/08/24 11:17	7440-38-2	
Barium	**0.068**	mg/L	0.0050	0.00047	1	08/07/24 11:55	08/07/24 17:45	7440-39-3	
Beryllium	ND	mg/L	0.00050	0.000094	1	08/07/24 11:55	08/07/24 17:45	7440-41-7	
Boron	**1.4**	mg/L	0.040	0.012	1	08/07/24 11:55	08/08/24 11:17	7440-42-8	
Cadmium	**0.00027J**	mg/L	0.00050	0.00010	1	08/07/24 11:55	08/07/24 17:45	7440-43-9	
Chromium	ND	mg/L	0.0050	0.0019	1	08/07/24 11:55	08/07/24 17:45	7440-47-3	
Cobalt	**0.019**	mg/L	0.0050	0.00032	1	08/07/24 11:55	08/07/24 17:45	7440-48-4	
Lead	ND	mg/L	0.0010	0.00016	1	08/07/24 11:55	08/07/24 17:45	7439-92-1	
Lithium	**0.0060J**	mg/L	0.030	0.0016	1	08/07/24 11:55	08/07/24 17:45	7439-93-2	
Molybdenum	**0.074**	mg/L	0.010	0.00062	1	08/07/24 11:55	08/07/24 17:45	7439-98-7	
Selenium	ND	mg/L	0.0050	0.00096	1	08/07/24 11:55	08/07/24 17:45	7782-49-2	
Thallium	ND	mg/L	0.0010	0.00038	1	08/07/24 11:55	08/07/24 17:45	7440-28-0	
7470 Mercury	Analytical Method: EPA 7470A Preparation Method: EPA 7470A Pace Analytical Services - Peachtree Corners, GA								
Mercury	ND	mg/L	0.00020	0.00013	1	08/14/24 10:30	08/14/24 15:14	7439-97-6	
2540C Total Dissolved Solids	Analytical Method: SM 2540C-2015 Pace Analytical Services - Peachtree Corners, GA								
Total Dissolved Solids	**464**	mg/L	25.0	25.0	1		08/05/24 12:42		
2320B Alkalinity	Analytical Method: SM 2320B-2011 Pace Analytical Services - Asheville								
Alkalinity,Bicarbonate (CaCO3)	**112**	mg/L	5.0	5.0	1		08/06/24 14:27		
Alkalinity,Carbonate (CaCO3)	ND	mg/L	5.0	5.0	1		08/06/24 14:27		
Alkalinity, Total as CaCO3	**112**	mg/L	5.0	5.0	1		08/06/24 14:27		
4500S2D Sulfide Water	Analytical Method: SM 4500-S2D-2011 Pace Analytical Services - Asheville								
Sulfide	ND	mg/L	0.10	0.022	1		08/03/24 03:13	18496-25-8	
300.0 IC Anions 28 Days	Analytical Method: EPA 300.0 Rev 2.1 1993 Pace Analytical Services - Asheville								
Chloride	**33.6**	mg/L	1.0	0.60	1		08/03/24 13:58	16887-00-6	

This report shall not be reproduced, except in full,
without the written consent of Pace Analytical Services, LLC.

Pace Analytical Services, LLC
9800 Kincey Ave. Suite 100
Huntersville, NC 28078
(704)875-9092

ANALYTICAL RESULTS

Project: Hammond AP-1 (CA)
Pace Project No.: 92745452

Sample: HAM-PT-11 **Lab ID: 92745452005** Collected: 07/31/24 16:46 Received: 08/02/24 14:00 Matrix: Water

Parameters	Results	Units	Report Limit	MDL	DF	Prepared	Analyzed	CAS No.	Qual
300.0 IC Anions 28 Days	Analytical Method: EPA 300.0 Rev 2.1 1993 Pace Analytical Services - Asheville								
Fluoride	**0.26**	mg/L	0.10	0.050	1		08/03/24 13:58	16984-48-8	
Sulfate	**141**	mg/L	3.0	1.5	3		08/04/24 01:14	14808-79-8	

This report shall not be reproduced, except in full,
without the written consent of Pace Analytical Services, LLC.

Pace Analytical Services, LLC
9800 Kincey Ave. Suite 100
Huntersville, NC 28078
(704)875-9092

ANALYTICAL RESULTS

Project: Hammond AP-1 (CA)
Pace Project No.: 92745452

Sample: HAM-PT-12 **Lab ID: 92745452006** Collected: 07/31/24 18:05 Received: 08/02/24 14:00 Matrix: Water

Parameters	Results	Units	Report Limit	MDL	DF	Prepared	Analyzed	CAS No.	Qual
6010D ATL ICP	Analytical Method: EPA 6010D Preparation Method: EPA 3010A								
	Pace Analytical Services - Peachtree Corners, GA								
Iron	**0.16**	mg/L	0.040	0.025	1	08/07/24 11:36	08/07/24 17:42	7439-89-6	
Manganese	**0.77**	mg/L	0.040	0.011	1	08/07/24 11:36	08/07/24 17:42	7439-96-5	
Potassium	**6.0**	mg/L	0.50	0.15	1	08/07/24 11:36	08/07/24 17:42	7440-09-7	
Sodium	**7.9**	mg/L	1.0	0.58	1	08/07/24 11:36	08/07/24 17:42	7440-23-5	
Calcium	**94.9**	mg/L	1.0	0.12	1	08/07/24 11:36	08/07/24 17:42	7440-70-2	
Magnesium	**21.8**	mg/L	0.050	0.012	1	08/07/24 11:36	08/07/24 17:42	7439-95-4	
6020 MET ICPMS	Analytical Method: EPA 6020B Preparation Method: EPA 3005A								
	Pace Analytical Services - Peachtree Corners, GA								
Antimony	ND	mg/L	0.0030	0.00054	1	08/07/24 11:55	08/07/24 18:13	7440-36-0	
Arsenic	ND	mg/L	0.0050	0.00084	1	08/07/24 11:55	08/08/24 11:21	7440-38-2	
Barium	**0.064**	mg/L	0.0050	0.00047	1	08/07/24 11:55	08/07/24 18:13	7440-39-3	
Beryllium	ND	mg/L	0.00050	0.000094	1	08/07/24 11:55	08/07/24 18:13	7440-41-7	
Boron	**1.3**	mg/L	0.040	0.012	1	08/07/24 11:55	08/08/24 11:21	7440-42-8	
Cadmium	**0.00022J**	mg/L	0.00050	0.00010	1	08/07/24 11:55	08/07/24 18:13	7440-43-9	
Chromium	ND	mg/L	0.0050	0.0019	1	08/07/24 11:55	08/07/24 18:13	7440-47-3	
Cobalt	**0.0032J**	mg/L	0.0050	0.00032	1	08/07/24 11:55	08/07/24 18:13	7440-48-4	
Lead	ND	mg/L	0.0010	0.00016	1	08/07/24 11:55	08/07/24 18:13	7439-92-1	
Lithium	ND	mg/L	0.030	0.0016	1	08/07/24 11:55	08/07/24 18:13	7439-93-2	
Molybdenum	**0.16**	mg/L	0.010	0.00062	1	08/07/24 11:55	08/07/24 18:13	7439-98-7	
Selenium	ND	mg/L	0.0050	0.00096	1	08/07/24 11:55	08/07/24 18:13	7782-49-2	
Thallium	ND	mg/L	0.0010	0.00038	1	08/07/24 11:55	08/07/24 18:13	7440-28-0	
7470 Mercury	Analytical Method: EPA 7470A Preparation Method: EPA 7470A								
	Pace Analytical Services - Peachtree Corners, GA								
Mercury	ND	mg/L	0.00020	0.00013	1	08/14/24 10:30	08/14/24 15:17	7439-97-6	
2540C Total Dissolved Solids	Analytical Method: SM 2540C-2015								
	Pace Analytical Services - Peachtree Corners, GA								
Total Dissolved Solids	**470**	mg/L	25.0	25.0	1		08/05/24 12:42		
2320B Alkalinity	Analytical Method: SM 2320B-2011								
	Pace Analytical Services - Asheville								
Alkalinity,Bicarbonate (CaCO3)	**124**	mg/L	5.0	5.0	1		08/06/24 14:36		
Alkalinity,Carbonate (CaCO3)	ND	mg/L	5.0	5.0	1		08/06/24 14:36		
Alkalinity, Total as CaCO3	**124**	mg/L	5.0	5.0	1		08/06/24 14:36		
4500S2D Sulfide Water	Analytical Method: SM 4500-S2D-2011								
	Pace Analytical Services - Asheville								
Sulfide	ND	mg/L	0.10	0.022	1		08/03/24 03:13	18496-25-8	
300.0 IC Anions 28 Days	Analytical Method: EPA 300.0 Rev 2.1 1993								
	Pace Analytical Services - Asheville								
Chloride	**30.2**	mg/L	1.0	0.60	1		08/03/24 14:12	16887-00-6	

This report shall not be reproduced, except in full,
without the written consent of Pace Analytical Services, LLC.

Pace Analytical Services, LLC
9800 Kincey Ave. Suite 100
Huntersville, NC 28078
(704)875-9092

ANALYTICAL RESULTS

Project: Hammond AP-1 (CA)
Pace Project No.: 92745452

Sample: HAM-PT-12 **Lab ID: 92745452006** Collected: 07/31/24 18:05 Received: 08/02/24 14:00 Matrix: Water

Parameters	Results	Units	Report Limit	MDL	DF	Prepared	Analyzed	CAS No.	Qual
300.0 IC Anions 28 Days	Analytical Method: EPA 300.0 Rev 2.1 1993 Pace Analytical Services - Asheville								
Fluoride	**0.26**	mg/L	0.10	0.050	1		08/03/24 14:12	16984-48-8	
Sulfate	**157**	mg/L	4.0	2.0	4		08/04/24 01:28	14808-79-8	

This report shall not be reproduced, except in full,
without the written consent of Pace Analytical Services, LLC.

Pace Analytical Services, LLC
9800 Kincey Ave. Suite 100
Huntersville, NC 28078
(704)875-9092

ANALYTICAL RESULTS

Project: Hammond AP-1 (CA)
Pace Project No.: 92745452

Sample: HAM-PT-13 **Lab ID: 92745452007** Collected: 08/01/24 12:47 Received: 08/02/24 14:00 Matrix: Water

Parameters	Results	Units	Report Limit	MDL	DF	Prepared	Analyzed	CAS No.	Qual
6010D ATL ICP	Analytical Method: EPA 6010D Preparation Method: EPA 3010A								
	Pace Analytical Services - Peachtree Corners, GA								
Iron	**25.6**	mg/L	0.040	0.025	1	08/07/24 11:36	08/07/24 17:46	7439-89-6	
Manganese	**4.3**	mg/L	0.040	0.011	1	08/07/24 11:36	08/07/24 17:46	7439-96-5	
Potassium	**5.3**	mg/L	0.50	0.15	1	08/07/24 11:36	08/07/24 17:46	7440-09-7	
Sodium	**8.2**	mg/L	1.0	0.58	1	08/07/24 11:36	08/07/24 17:46	7440-23-5	
Calcium	**111**	mg/L	1.0	0.12	1	08/07/24 11:36	08/07/24 17:46	7440-70-2	
Magnesium	**15.5**	mg/L	0.050	0.012	1	08/07/24 11:36	08/07/24 17:46	7439-95-4	
6020 MET ICPMS	Analytical Method: EPA 6020B Preparation Method: EPA 3005A								
	Pace Analytical Services - Peachtree Corners, GA								
Antimony	ND	mg/L	0.0030	0.00054	1	08/07/24 11:55	08/07/24 18:16	7440-36-0	
Arsenic	**0.20**	mg/L	0.025	0.0042	5	08/07/24 11:55	08/08/24 10:44	7440-38-2	
Barium	**0.043**	mg/L	0.0050	0.00047	1	08/07/24 11:55	08/07/24 18:16	7440-39-3	
Beryllium	ND	mg/L	0.00050	0.000094	1	08/07/24 11:55	08/07/24 18:16	7440-41-7	
Boron	**0.51**	mg/L	0.20	0.060	5	08/07/24 11:55	08/08/24 10:44	7440-42-8	
Cadmium	ND	mg/L	0.00050	0.00010	1	08/07/24 11:55	08/07/24 18:16	7440-43-9	
Chromium	ND	mg/L	0.0050	0.0019	1	08/07/24 11:55	08/07/24 18:16	7440-47-3	
Cobalt	**0.040**	mg/L	0.0050	0.00032	1	08/07/24 11:55	08/07/24 18:16	7440-48-4	
Lead	ND	mg/L	0.0010	0.00016	1	08/07/24 11:55	08/07/24 18:16	7439-92-1	
Lithium	**0.058**	mg/L	0.030	0.0016	1	08/07/24 11:55	08/07/24 18:16	7439-93-2	
Molybdenum	**0.0052J**	mg/L	0.010	0.00062	1	08/07/24 11:55	08/07/24 18:16	7439-98-7	
Selenium	ND	mg/L	0.0050	0.00096	1	08/07/24 11:55	08/07/24 18:16	7782-49-2	
Thallium	ND	mg/L	0.0010	0.00038	1	08/07/24 11:55	08/07/24 18:16	7440-28-0	
7470 Mercury	Analytical Method: EPA 7470A Preparation Method: EPA 7470A								
	Pace Analytical Services - Peachtree Corners, GA								
Mercury	ND	mg/L	0.00020	0.00013	1	08/14/24 10:30	08/14/24 15:19	7439-97-6	
2540C Total Dissolved Solids	Analytical Method: SM 2540C-2015								
	Pace Analytical Services - Peachtree Corners, GA								
Total Dissolved Solids	**549**	mg/L	25.0	25.0	1		08/05/24 16:29		
2320B Alkalinity	Analytical Method: SM 2320B-2011								
	Pace Analytical Services - Asheville								
Alkalinity,Bicarbonate (CaCO3)	**115**	mg/L	5.0	5.0	1		08/06/24 14:45		
Alkalinity,Carbonate (CaCO3)	ND	mg/L	5.0	5.0	1		08/06/24 14:45		
Alkalinity, Total as CaCO3	**115**	mg/L	5.0	5.0	1		08/06/24 14:45		
4500S2D Sulfide Water	Analytical Method: SM 4500-S2D-2011								
	Pace Analytical Services - Asheville								
Sulfide	ND	mg/L	0.10	0.022	1		08/03/24 03:18	18496-25-8	
300.0 IC Anions 28 Days	Analytical Method: EPA 300.0 Rev 2.1 1993								
	Pace Analytical Services - Asheville								
Chloride	**15.5**	mg/L	1.0	0.60	1		08/03/24 14:25	16887-00-6	

This report shall not be reproduced, except in full,
without the written consent of Pace Analytical Services, LLC.

Pace Analytical Services, LLC
9800 Kincey Ave. Suite 100
Huntersville, NC 28078
(704)875-9092

ANALYTICAL RESULTS

Project: Hammond AP-1 (CA)
Pace Project No.: 92745452

Sample: HAM-PT-13 **Lab ID: 92745452007** Collected: 08/01/24 12:47 Received: 08/02/24 14:00 Matrix: Water

Parameters	Results	Units	Report Limit	MDL	DF	Prepared	Analyzed	CAS No.	Qual
300.0 IC Anions 28 Days	Analytical Method: EPA 300.0 Rev 2.1 1993 Pace Analytical Services - Asheville								
Fluoride	**0.26**	mg/L	0.10	0.050	1		08/03/24 14:25	16984-48-8	
Sulfate	**229**	mg/L	5.0	2.5	5		08/04/24 02:09	14808-79-8	

This report shall not be reproduced, except in full,
without the written consent of Pace Analytical Services, LLC.

Pace Analytical Services, LLC
9800 Kincey Ave. Suite 100
Huntersville, NC 28078
(704)875-9092

ANALYTICAL RESULTS

Project: Hammond AP-1 (CA)
Pace Project No.: 92745452

Sample: HAM-PT-14 **Lab ID: 92745452008** Collected: 08/01/24 16:45 Received: 08/02/24 14:00 Matrix: Water

Parameters	Results	Units	Report Limit	MDL	DF	Prepared	Analyzed	CAS No.	Qual
6010D ATL ICP	Analytical Method: EPA 6010D Preparation Method: EPA 3010A Pace Analytical Services - Peachtree Corners, GA								
Iron	**17.5**	mg/L	0.040	0.025	1	08/07/24 11:36	08/07/24 17:50	7439-89-6	
Manganese	**3.4**	mg/L	0.040	0.011	1	08/07/24 11:36	08/07/24 17:50	7439-96-5	
Potassium	**5.9**	mg/L	0.50	0.15	1	08/07/24 11:36	08/07/24 17:50	7440-09-7	
Sodium	**8.8**	mg/L	1.0	0.58	1	08/07/24 11:36	08/07/24 17:50	7440-23-5	
Calcium	**123**	mg/L	1.0	0.12	1	08/07/24 11:36	08/07/24 17:50	7440-70-2	
Magnesium	**18.7**	mg/L	0.050	0.012	1	08/07/24 11:36	08/07/24 17:50	7439-95-4	
6020 MET ICPMS	Analytical Method: EPA 6020B Preparation Method: EPA 3005A Pace Analytical Services - Peachtree Corners, GA								
Antimony	ND	mg/L	0.0030	0.00054	1	08/07/24 11:55	08/07/24 18:20	7440-36-0	
Arsenic	**0.15**	mg/L	0.025	0.0042	5	08/07/24 11:55	08/08/24 10:48	7440-38-2	
Barium	**0.045**	mg/L	0.0050	0.00047	1	08/07/24 11:55	08/07/24 18:20	7440-39-3	
Beryllium	ND	mg/L	0.00050	0.000094	1	08/07/24 11:55	08/07/24 18:20	7440-41-7	
Boron	**0.55**	mg/L	0.20	0.060	5	08/07/24 11:55	08/08/24 10:48	7440-42-8	
Cadmium	ND	mg/L	0.00050	0.00010	1	08/07/24 11:55	08/07/24 18:20	7440-43-9	
Chromium	ND	mg/L	0.0050	0.0019	1	08/07/24 11:55	08/07/24 18:20	7440-47-3	
Cobalt	**0.025**	mg/L	0.0050	0.00032	1	08/07/24 11:55	08/07/24 18:20	7440-48-4	
Lead	ND	mg/L	0.0010	0.00016	1	08/07/24 11:55	08/07/24 18:20	7439-92-1	
Lithium	**0.049**	mg/L	0.030	0.0016	1	08/07/24 11:55	08/07/24 18:20	7439-93-2	
Molybdenum	**0.011**	mg/L	0.010	0.00062	1	08/07/24 11:55	08/07/24 18:20	7439-98-7	
Selenium	ND	mg/L	0.0050	0.00096	1	08/07/24 11:55	08/07/24 18:20	7782-49-2	
Thallium	ND	mg/L	0.0010	0.00038	1	08/07/24 11:55	08/07/24 18:20	7440-28-0	
7470 Mercury	Analytical Method: EPA 7470A Preparation Method: EPA 7470A Pace Analytical Services - Peachtree Corners, GA								
Mercury	ND	mg/L	0.00020	0.00013	1	08/14/24 10:30	08/14/24 15:22	7439-97-6	
2540C Total Dissolved Solids	Analytical Method: SM 2540C-2015 Pace Analytical Services - Peachtree Corners, GA								
Total Dissolved Solids	**599**	mg/L	25.0	25.0	1		08/05/24 16:29		
2320B Alkalinity	Analytical Method: SM 2320B-2011 Pace Analytical Services - Asheville								
Alkalinity,Bicarbonate (CaCO3)	**153**	mg/L	5.0	5.0	1		08/06/24 14:55		
Alkalinity,Carbonate (CaCO3)	ND	mg/L	5.0	5.0	1		08/06/24 14:55		
Alkalinity, Total as CaCO3	**153**	mg/L	5.0	5.0	1		08/06/24 14:55		
4500S2D Sulfide Water	Analytical Method: SM 4500-S2D-2011 Pace Analytical Services - Asheville								
Sulfide	ND	mg/L	0.10	0.022	1		08/03/24 03:18	18496-25-8	
300.0 IC Anions 28 Days	Analytical Method: EPA 300.0 Rev 2.1 1993 Pace Analytical Services - Asheville								
Chloride	**17.8**	mg/L	1.0	0.60	1		08/03/24 14:39	16887-00-6	

This report shall not be reproduced, except in full,
without the written consent of Pace Analytical Services, LLC.

Pace Analytical Services, LLC
9800 Kincey Ave. Suite 100
Huntersville, NC 28078
(704)875-9092

ANALYTICAL RESULTS

Project: Hammond AP-1 (CA)
Pace Project No.: 92745452

Sample: HAM-PT-14 **Lab ID: 92745452008** Collected: 08/01/24 16:45 Received: 08/02/24 14:00 Matrix: Water

Parameters	Results	Units	Report Limit	MDL	DF	Prepared	Analyzed	CAS No.	Qual
300.0 IC Anions 28 Days	Analytical Method: EPA 300.0 Rev 2.1 1993 Pace Analytical Services - Asheville								
Fluoride	**0.22**	mg/L	0.10	0.050	1		08/03/24 14:39	16984-48-8	
Sulfate	**224**	mg/L	5.0	2.5	5		08/04/24 02:23	14808-79-8	

This report shall not be reproduced, except in full,
without the written consent of Pace Analytical Services, LLC.

Pace Analytical Services, LLC
9800 Kincey Ave. Suite 100
Huntersville, NC 28078
(704)875-9092

ANALYTICAL RESULTS

Project: Hammond AP-1 (CA)
Pace Project No.: 92745452

Sample: HAM-PT-15 **Lab ID: 92745452009** Collected: 08/01/24 10:47 Received: 08/02/24 14:00 Matrix: Water

Parameters	Results	Units	Report Limit	MDL	DF	Prepared	Analyzed	CAS No.	Qual
6010D ATL ICP	Analytical Method: EPA 6010D Preparation Method: EPA 3010A								
	Pace Analytical Services - Peachtree Corners, GA								
Iron	**13.4**	mg/L	0.040	0.025	1	08/07/24 11:36	08/07/24 17:53	7439-89-6	
Manganese	**5.4**	mg/L	0.040	0.011	1	08/07/24 11:36	08/07/24 17:53	7439-96-5	
Potassium	**5.4**	mg/L	0.50	0.15	1	08/07/24 11:36	08/07/24 17:53	7440-09-7	
Sodium	**7.7**	mg/L	1.0	0.58	1	08/07/24 11:36	08/07/24 17:53	7440-23-5	
Calcium	**117**	mg/L	1.0	0.12	1	08/07/24 11:36	08/07/24 17:53	7440-70-2	
Magnesium	**14.5**	mg/L	0.050	0.012	1	08/07/24 11:36	08/07/24 17:53	7439-95-4	
6020 MET ICPMS	Analytical Method: EPA 6020B Preparation Method: EPA 3005A								
	Pace Analytical Services - Peachtree Corners, GA								
Antimony	ND	mg/L	0.0030	0.00054	1	08/07/24 11:55	08/07/24 18:24	7440-36-0	
Arsenic	**0.42**	mg/L	0.025	0.0042	5	08/07/24 11:55	08/08/24 10:53	7440-38-2	
Barium	**0.042**	mg/L	0.0050	0.00047	1	08/07/24 11:55	08/07/24 18:24	7440-39-3	
Beryllium	ND	mg/L	0.00050	0.000094	1	08/07/24 11:55	08/07/24 18:24	7440-41-7	
Boron	**0.63**	mg/L	0.20	0.060	5	08/07/24 11:55	08/08/24 10:53	7440-42-8	
Cadmium	ND	mg/L	0.00050	0.00010	1	08/07/24 11:55	08/07/24 18:24	7440-43-9	
Chromium	ND	mg/L	0.0050	0.0019	1	08/07/24 11:55	08/07/24 18:24	7440-47-3	
Cobalt	**0.056**	mg/L	0.0050	0.00032	1	08/07/24 11:55	08/07/24 18:24	7440-48-4	
Lead	ND	mg/L	0.0010	0.00016	1	08/07/24 11:55	08/07/24 18:24	7439-92-1	
Lithium	**0.050**	mg/L	0.030	0.0016	1	08/07/24 11:55	08/07/24 18:24	7439-93-2	
Molybdenum	**0.013**	mg/L	0.010	0.00062	1	08/07/24 11:55	08/07/24 18:24	7439-98-7	
Selenium	ND	mg/L	0.0050	0.00096	1	08/07/24 11:55	08/07/24 18:24	7782-49-2	
Thallium	ND	mg/L	0.0010	0.00038	1	08/07/24 11:55	08/07/24 18:24	7440-28-0	
7470 Mercury	Analytical Method: EPA 7470A Preparation Method: EPA 7470A								
	Pace Analytical Services - Peachtree Corners, GA								
Mercury	ND	mg/L	0.00020	0.00013	1	08/14/24 10:30	08/14/24 15:25	7439-97-6	
2540C Total Dissolved Solids	Analytical Method: SM 2540C-2015								
	Pace Analytical Services - Peachtree Corners, GA								
Total Dissolved Solids	**544**	mg/L	25.0	25.0	1		08/05/24 16:29		
2320B Alkalinity	Analytical Method: SM 2320B-2011								
	Pace Analytical Services - Asheville								
Alkalinity,Bicarbonate (CaCO3)	**129**	mg/L	5.0	5.0	1		08/06/24 15:06		
Alkalinity,Carbonate (CaCO3)	ND	mg/L	5.0	5.0	1		08/06/24 15:06		
Alkalinity, Total as CaCO3	**129**	mg/L	5.0	5.0	1		08/06/24 15:06		
4500S2D Sulfide Water	Analytical Method: SM 4500-S2D-2011								
	Pace Analytical Services - Asheville								
Sulfide	ND	mg/L	0.10	0.022	1		08/03/24 03:19	18496-25-8	
300.0 IC Anions 28 Days	Analytical Method: EPA 300.0 Rev 2.1 1993								
	Pace Analytical Services - Asheville								
Chloride	**14.4**	mg/L	1.0	0.60	1		08/03/24 15:19	16887-00-6	

This report shall not be reproduced, except in full,
without the written consent of Pace Analytical Services, LLC.

Pace Analytical Services, LLC
9800 Kincey Ave. Suite 100
Huntersville, NC 28078
(704)875-9092

ANALYTICAL RESULTS

Project: Hammond AP-1 (CA)
Pace Project No.: 92745452

Sample: HAM-PT-15 **Lab ID: 92745452009** Collected: 08/01/24 10:47 Received: 08/02/24 14:00 Matrix: Water

Parameters	Results	Units	Report Limit	MDL	DF	Prepared	Analyzed	CAS No.	Qual
300.0 IC Anions 28 Days	Analytical Method: EPA 300.0 Rev 2.1 1993 Pace Analytical Services - Asheville								
Fluoride	**0.29**	mg/L	0.10	0.050	1		08/03/24 15:19	16984-48-8	
Sulfate	**206**	mg/L	5.0	2.5	5		08/04/24 02:36	14808-79-8	

This report shall not be reproduced, except in full,
without the written consent of Pace Analytical Services, LLC.

Pace Analytical Services, LLC
9800 Kincey Ave. Suite 100
Huntersville, NC 28078
(704)875-9092

ANALYTICAL RESULTS

Project: Hammond AP-1 (CA)
Pace Project No.: 92745452

Sample: HAM-AP1-FD-01 **Lab ID: 92745452010** Collected: 07/31/24 00:00 Received: 08/02/24 14:00 Matrix: Water

Parameters	Results	Units	Report Limit	MDL	DF	Prepared	Analyzed	CAS No.	Qual
6010D ATL ICP	Analytical Method: EPA 6010D Preparation Method: EPA 3010A Pace Analytical Services - Peachtree Corners, GA								
Iron	**0.20**	mg/L	0.040	0.025	1	08/07/24 11:36	08/07/24 18:56	7439-89-6	
Manganese	**0.81**	mg/L	0.040	0.011	1	08/07/24 11:36	08/07/24 18:56	7439-96-5	
Potassium	**6.0**	mg/L	0.50	0.15	1	08/07/24 11:36	08/07/24 18:56	7440-09-7	
Sodium	**8.1**	mg/L	1.0	0.58	1	08/07/24 11:36	08/07/24 18:56	7440-23-5	
Calcium	**94.9**	mg/L	1.0	0.12	1	08/07/24 11:36	08/07/24 18:56	7440-70-2	
Magnesium	**21.9**	mg/L	0.050	0.012	1	08/07/24 11:36	08/07/24 18:56	7439-95-4	
6020 MET ICPMS	Analytical Method: EPA 6020B Preparation Method: EPA 3005A Pace Analytical Services - Peachtree Corners, GA								
Antimony	ND	mg/L	0.0030	0.00054	1	08/07/24 11:55	08/07/24 18:31	7440-36-0	
Arsenic	ND	mg/L	0.0050	0.00084	1	08/07/24 11:55	08/08/24 11:25	7440-38-2	
Barium	**0.064**	mg/L	0.0050	0.00047	1	08/07/24 11:55	08/07/24 18:31	7440-39-3	
Beryllium	ND	mg/L	0.00050	0.000094	1	08/07/24 11:55	08/07/24 18:31	7440-41-7	
Boron	**1.2**	mg/L	0.040	0.012	1	08/07/24 11:55	08/08/24 11:25	7440-42-8	
Cadmium	**0.00023J**	mg/L	0.00050	0.00010	1	08/07/24 11:55	08/07/24 18:31	7440-43-9	
Chromium	ND	mg/L	0.0050	0.0019	1	08/07/24 11:55	08/07/24 18:31	7440-47-3	
Cobalt	**0.0032J**	mg/L	0.0050	0.00032	1	08/07/24 11:55	08/07/24 18:31	7440-48-4	
Lead	ND	mg/L	0.0010	0.00016	1	08/07/24 11:55	08/07/24 18:31	7439-92-1	
Lithium	ND	mg/L	0.030	0.0016	1	08/07/24 11:55	08/07/24 18:31	7439-93-2	
Molybdenum	**0.15**	mg/L	0.010	0.00062	1	08/07/24 11:55	08/07/24 18:31	7439-98-7	
Selenium	ND	mg/L	0.0050	0.00096	1	08/07/24 11:55	08/07/24 18:31	7782-49-2	
Thallium	ND	mg/L	0.0010	0.00038	1	08/07/24 11:55	08/07/24 18:31	7440-28-0	
7470 Mercury	Analytical Method: EPA 7470A Preparation Method: EPA 7470A Pace Analytical Services - Peachtree Corners, GA								
Mercury	ND	mg/L	0.00020	0.00013	1	08/14/24 10:30	08/14/24 15:32	7439-97-6	
2540C Total Dissolved Solids	Analytical Method: SM 2540C-2015 Pace Analytical Services - Peachtree Corners, GA								
Total Dissolved Solids	**462**	mg/L	25.0	25.0	1		08/05/24 12:45		
2320B Alkalinity	Analytical Method: SM 2320B-2011 Pace Analytical Services - Asheville								
Alkalinity,Bicarbonate (CaCO3)	**124**	mg/L	5.0	5.0	1		08/06/24 15:16		
Alkalinity,Carbonate (CaCO3)	ND	mg/L	5.0	5.0	1		08/06/24 15:16		
Alkalinity, Total as CaCO3	**124**	mg/L	5.0	5.0	1		08/06/24 15:16		
4500S2D Sulfide Water	Analytical Method: SM 4500-S2D-2011 Pace Analytical Services - Asheville								
Sulfide	ND	mg/L	0.10	0.022	1		08/03/24 03:15	18496-25-8	
300.0 IC Anions 28 Days	Analytical Method: EPA 300.0 Rev 2.1 1993 Pace Analytical Services - Asheville								
Chloride	**30.6**	mg/L	1.0	0.60	1		08/03/24 15:33	16887-00-6	

This report shall not be reproduced, except in full,
without the written consent of Pace Analytical Services, LLC.

Pace Analytical Services, LLC
9800 Kincey Ave. Suite 100
Huntersville, NC 28078
(704)875-9092

ANALYTICAL RESULTS

Project: Hammond AP-1 (CA)
Pace Project No.: 92745452

Sample: HAM-AP1-FD-01 **Lab ID: 92745452010** Collected: 07/31/24 00:00 Received: 08/02/24 14:00 Matrix: Water

Parameters	Results	Units	Report Limit	MDL	DF	Prepared	Analyzed	CAS No.	Qual
300.0 IC Anions 28 Days	Analytical Method: EPA 300.0 Rev 2.1 1993 Pace Analytical Services - Asheville								
Fluoride	**0.26**	mg/L	0.10	0.050	1		08/03/24 15:33	16984-48-8	
Sulfate	**155**	mg/L	4.0	2.0	4		08/04/24 02:50	14808-79-8	

This report shall not be reproduced, except in full,
without the written consent of Pace Analytical Services, LLC.

Pace Analytical Services, LLC
9800 Kincey Ave. Suite 100
Huntersville, NC 28078
(704)875-9092

ANALYTICAL RESULTS

Project: Hammond AP-1 (CA)
Pace Project No.: 92745452

Sample: HAM-AP1-FB-01 **Lab ID: 92745452011** Collected: 08/01/24 12:00 Received: 08/02/24 14:00 Matrix: Water

Parameters	Results	Units	Report Limit	MDL	DF	Prepared	Analyzed	CAS No.	Qual
6010D ATL ICP	Analytical Method: EPA 6010D Preparation Method: EPA 3010A								
	Pace Analytical Services - Peachtree Corners, GA								
Iron	ND	mg/L	0.040	0.025	1	08/07/24 11:36	08/07/24 19:00	7439-89-6	
Manganese	ND	mg/L	0.040	0.011	1	08/07/24 11:36	08/07/24 19:00	7439-96-5	
Potassium	ND	mg/L	0.50	0.15	1	08/07/24 11:36	08/07/24 19:00	7440-09-7	
Sodium	ND	mg/L	1.0	0.58	1	08/07/24 11:36	08/07/24 19:00	7440-23-5	
Calcium	ND	mg/L	1.0	0.12	1	08/07/24 11:36	08/07/24 19:00	7440-70-2	
Magnesium	ND	mg/L	0.050	0.012	1	08/07/24 11:36	08/07/24 19:00	7439-95-4	
6020 MET ICPMS	Analytical Method: EPA 6020B Preparation Method: EPA 3005A								
	Pace Analytical Services - Peachtree Corners, GA								
Antimony	ND	mg/L	0.0030	0.00054	1	08/07/24 11:55	08/07/24 18:35	7440-36-0	
Arsenic	ND	mg/L	0.0050	0.00084	1	08/07/24 11:55	08/08/24 10:09	7440-38-2	
Barium	ND	mg/L	0.0050	0.00047	1	08/07/24 11:55	08/07/24 18:35	7440-39-3	
Beryllium	ND	mg/L	0.00050	0.000094	1	08/07/24 11:55	08/07/24 18:35	7440-41-7	
Boron	ND	mg/L	0.040	0.012	1	08/07/24 11:55	08/08/24 10:09	7440-42-8	
Cadmium	ND	mg/L	0.00050	0.00010	1	08/07/24 11:55	08/07/24 18:35	7440-43-9	
Chromium	ND	mg/L	0.0050	0.0019	1	08/07/24 11:55	08/07/24 18:35	7440-47-3	
Cobalt	ND	mg/L	0.0050	0.00032	1	08/07/24 11:55	08/07/24 18:35	7440-48-4	
Lead	ND	mg/L	0.0010	0.00016	1	08/07/24 11:55	08/07/24 18:35	7439-92-1	
Lithium	ND	mg/L	0.030	0.0016	1	08/07/24 11:55	08/07/24 18:35	7439-93-2	
Molybdenum	ND	mg/L	0.010	0.00062	1	08/07/24 11:55	08/07/24 18:35	7439-98-7	
Selenium	ND	mg/L	0.0050	0.00096	1	08/07/24 11:55	08/07/24 18:35	7782-49-2	
Thallium	ND	mg/L	0.0010	0.00038	1	08/07/24 11:55	08/07/24 18:35	7440-28-0	
7470 Mercury	Analytical Method: EPA 7470A Preparation Method: EPA 7470A								
	Pace Analytical Services - Peachtree Corners, GA								
Mercury	ND	mg/L	0.00020	0.00013	1	08/14/24 10:30	08/14/24 15:35	7439-97-6	
2540C Total Dissolved Solids	Analytical Method: SM 2540C-2015								
	Pace Analytical Services - Peachtree Corners, GA								
Total Dissolved Solids	ND	mg/L	25.0	25.0	1		08/05/24 16:29		
2320B Alkalinity	Analytical Method: SM 2320B-2011								
	Pace Analytical Services - Asheville								
Alkalinity,Bicarbonate (CaCO3)	ND	mg/L	5.0	5.0	1		08/06/24 15:25		
Alkalinity,Carbonate (CaCO3)	ND	mg/L	5.0	5.0	1		08/06/24 15:25		
Alkalinity, Total as CaCO3	ND	mg/L	5.0	5.0	1		08/06/24 15:25		
4500S2D Sulfide Water	Analytical Method: SM 4500-S2D-2011								
	Pace Analytical Services - Asheville								
Sulfide	ND	mg/L	0.10	0.022	1		08/03/24 03:19	18496-25-8	
300.0 IC Anions 28 Days	Analytical Method: EPA 300.0 Rev 2.1 1993								
	Pace Analytical Services - Asheville								
Chloride	ND	mg/L	1.0	0.60	1		08/03/24 10:23	16887-00-6	

This report shall not be reproduced, except in full,
without the written consent of Pace Analytical Services, LLC.

Pace Analytical Services, LLC
9800 Kincey Ave. Suite 100
Huntersville, NC 28078
(704)875-9092

ANALYTICAL RESULTS

Project: Hammond AP-1 (CA)
Pace Project No.: 92745452

Sample: HAM-AP1-FB-01 **Lab ID: 92745452011** Collected: 08/01/24 12:00 Received: 08/02/24 14:00 Matrix: Water

Parameters	Results	Units	Report Limit	MDL	DF	Prepared	Analyzed	CAS No.	Qual
300.0 IC Anions 28 Days	Analytical Method: EPA 300.0 Rev 2.1 1993 Pace Analytical Services - Asheville								
Fluoride	ND	mg/L	0.10	0.050	1		08/03/24 10:23	16984-48-8	
Sulfate	ND	mg/L	1.0	0.50	1		08/03/24 10:23	14808-79-8	

This report shall not be reproduced, except in full,
without the written consent of Pace Analytical Services, LLC.

Pace Analytical Services, LLC
9800 Kincey Ave. Suite 100
Huntersville, NC 28078
(704)875-9092

ANALYTICAL RESULTS

Project: Hammond AP-1 (CA)
Pace Project No.: 92745452

Sample: HAM-AP1-EB-01 **Lab ID: 92745452012** Collected: 08/01/24 12:00 Received: 08/02/24 14:00 Matrix: Water

Parameters	Results	Units	Report Limit	MDL	DF	Prepared	Analyzed	CAS No.	Qual
6010D ATL ICP	Analytical Method: EPA 6010D Preparation Method: EPA 3010A Pace Analytical Services - Peachtree Corners, GA								
Iron	ND	mg/L	0.040	0.025	1	08/07/24 11:36	08/07/24 19:04	7439-89-6	
Manganese	ND	mg/L	0.040	0.011	1	08/07/24 11:36	08/07/24 19:04	7439-96-5	
Potassium	ND	mg/L	0.50	0.15	1	08/07/24 11:36	08/07/24 19:04	7440-09-7	
Sodium	ND	mg/L	1.0	0.58	1	08/07/24 11:36	08/07/24 19:04	7440-23-5	
Calcium	ND	mg/L	1.0	0.12	1	08/07/24 11:36	08/07/24 19:04	7440-70-2	
Magnesium	ND	mg/L	0.050	0.012	1	08/07/24 11:36	08/07/24 19:04	7439-95-4	
6020 MET ICPMS	Analytical Method: EPA 6020B Preparation Method: EPA 3005A Pace Analytical Services - Peachtree Corners, GA								
Antimony	ND	mg/L	0.0030	0.00054	1	08/07/24 11:55	08/07/24 18:38	7440-36-0	
Arsenic	ND	mg/L	0.0050	0.00084	1	08/07/24 11:55	08/08/24 10:13	7440-38-2	
Barium	ND	mg/L	0.0050	0.00047	1	08/07/24 11:55	08/07/24 18:38	7440-39-3	
Beryllium	ND	mg/L	0.00050	0.000094	1	08/07/24 11:55	08/07/24 18:38	7440-41-7	
Boron	ND	mg/L	0.040	0.012	1	08/07/24 11:55	08/08/24 10:13	7440-42-8	
Cadmium	ND	mg/L	0.00050	0.00010	1	08/07/24 11:55	08/07/24 18:38	7440-43-9	
Chromium	ND	mg/L	0.0050	0.0019	1	08/07/24 11:55	08/07/24 18:38	7440-47-3	
Cobalt	ND	mg/L	0.0050	0.00032	1	08/07/24 11:55	08/07/24 18:38	7440-48-4	
Lead	ND	mg/L	0.0010	0.00016	1	08/07/24 11:55	08/07/24 18:38	7439-92-1	
Lithium	ND	mg/L	0.030	0.0016	1	08/07/24 11:55	08/07/24 18:38	7439-93-2	
Molybdenum	ND	mg/L	0.010	0.00062	1	08/07/24 11:55	08/07/24 18:38	7439-98-7	
Selenium	ND	mg/L	0.0050	0.00096	1	08/07/24 11:55	08/07/24 18:38	7782-49-2	
Thallium	ND	mg/L	0.0010	0.00038	1	08/07/24 11:55	08/07/24 18:38	7440-28-0	
7470 Mercury	Analytical Method: EPA 7470A Preparation Method: EPA 7470A Pace Analytical Services - Peachtree Corners, GA								
Mercury	ND	mg/L	0.00020	0.00013	1	08/14/24 10:30	08/14/24 15:38	7439-97-6	
2540C Total Dissolved Solids	Analytical Method: SM 2540C-2015 Pace Analytical Services - Peachtree Corners, GA								
Total Dissolved Solids	ND	mg/L	25.0	25.0	1		08/05/24 16:30		
2320B Alkalinity	Analytical Method: SM 2320B-2011 Pace Analytical Services - Asheville								
Alkalinity,Bicarbonate (CaCO3)	ND	mg/L	5.0	5.0	1		08/06/24 15:29		
Alkalinity,Carbonate (CaCO3)	ND	mg/L	5.0	5.0	1		08/06/24 15:29		
Alkalinity, Total as CaCO3	ND	mg/L	5.0	5.0	1		08/06/24 15:29		
4500S2D Sulfide Water	Analytical Method: SM 4500-S2D-2011 Pace Analytical Services - Asheville								
Sulfide	ND	mg/L	0.10	0.022	1		08/03/24 03:20	18496-25-8	
300.0 IC Anions 28 Days	Analytical Method: EPA 300.0 Rev 2.1 1993 Pace Analytical Services - Asheville								
Chloride	ND	mg/L	1.0	0.60	1		08/03/24 11:04	16887-00-6	

This report shall not be reproduced, except in full,
without the written consent of Pace Analytical Services, LLC.

Pace Analytical Services, LLC
9800 Kincey Ave. Suite 100
Huntersville, NC 28078
(704)875-9092

ANALYTICAL RESULTS

Project: Hammond AP-1 (CA)
Pace Project No.: 92745452

Sample: HAM-AP1-EB-01 **Lab ID: 92745452012** Collected: 08/01/24 12:00 Received: 08/02/24 14:00 Matrix: Water

Parameters	Results	Units	Report Limit	MDL	DF	Prepared	Analyzed	CAS No.	Qual
300.0 IC Anions 28 Days	Analytical Method: EPA 300.0 Rev 2.1 1993 Pace Analytical Services - Asheville								
Fluoride	ND	mg/L	0.10	0.050	1		08/03/24 11:04	16984-48-8	
Sulfate	ND	mg/L	1.0	0.50	1		08/03/24 11:04	14808-79-8	

This report shall not be reproduced, except in full,
without the written consent of Pace Analytical Services, LLC.

Pace Analytical Services, LLC
9800 Kincey Ave. Suite 100
Huntersville, NC 28078
(704)875-9092

QUALITY CONTROL DATA

Project: Hammond AP-1 (CA)
Pace Project No.: 92745452

QC Batch: 873657
QC Batch Method: EPA 3010A
Analysis Method: EPA 6010D
Analysis Description: 6010D ATL
Laboratory: Pace Analytical Services - Peachtree Corners, GA
Associated Lab Samples: 92745452001, 92745452002, 92745452003, 92745452004, 92745452005, 92745452006, 92745452007, 92745452008, 92745452009, 92745452010, 92745452011, 92745452012

METHOD BLANK: 4500486
Matrix: Water
Associated Lab Samples: 92745452001, 92745452002, 92745452003, 92745452004, 92745452005, 92745452006, 92745452007, 92745452008, 92745452009, 92745452010, 92745452011, 92745452012

Parameter	Units	Blank Result	Reporting Limit	MDL	Analyzed	Qualifiers
Calcium	mg/L	ND	1.0	0.12	08/07/24 17:00	
Iron	mg/L	ND	0.040	0.025	08/07/24 17:00	
Magnesium	mg/L	ND	0.050	0.012	08/07/24 17:00	
Manganese	mg/L	ND	0.040	0.011	08/07/24 17:00	
Potassium	mg/L	ND	0.50	0.15	08/07/24 17:00	
Sodium	mg/L	ND	1.0	0.58	08/07/24 17:00	

LABORATORY CONTROL SAMPLE: 4500487

Parameter	Units	Spike Conc.	LCS Result	LCS % Rec	% Rec Limits	Qualifiers
Calcium	mg/L	1	1.0	103	80-120	
Iron	mg/L	1	1.0	104	80-120	
Magnesium	mg/L	1	1.0	103	80-120	
Manganese	mg/L	1	1.1	105	80-120	
Potassium	mg/L	1	1.0	101	80-120	
Sodium	mg/L	1	1.1	109	80-120	

MATRIX SPIKE & MATRIX SPIKE DUPLICATE: 4500488 4500489

Parameter	Units	92745452001 Result	MS Spike Conc.	MSD Spike Conc.	MS Result	MSD Result	MS % Rec	MSD % Rec	% Rec Limits	RPD	Max RPD	Qual
Calcium	mg/L	123	1	1	122	122	-90	-79	75-125	0	20	M1
Iron	mg/L	13.2	1	1	13.9	14.0	73	86	75-125	1	20	M1
Magnesium	mg/L	17.8	1	1	18.6	18.6	74	78	75-125	0	20	M1
Manganese	mg/L	4.2	1	1	5.1	5.1	91	96	75-125	1	20	
Potassium	mg/L	5.7	1	1	6.5	6.5	76	81	75-125	1	20	
Sodium	mg/L	8.6	1	1	9.4	9.4	79	83	75-125	0	20	

Results presented on this page are in the units indicated by the "Units" column except where an alternate unit is presented to the right of the result.

This report shall not be reproduced, except in full,
without the written consent of Pace Analytical Services, LLC.

Pace Analytical Services, LLC
9800 Kincey Ave. Suite 100
Huntersville, NC 28078
(704)875-9092

QUALITY CONTROL DATA

Project: Hammond AP-1 (CA)
Pace Project No.: 92745452

QC Batch: 873910
QC Batch Method: EPA 3005A
Analysis Method: EPA 6020B
Analysis Description: 6020 MET
Laboratory: Pace Analytical Services - Peachtree Corners, GA
Associated Lab Samples: 92745452001, 92745452002, 92745452003, 92745452004, 92745452005, 92745452006, 92745452007, 92745452008, 92745452009, 92745452010, 92745452011, 92745452012

METHOD BLANK: 4501702
Matrix: Water
Associated Lab Samples: 92745452001, 92745452002, 92745452003, 92745452004, 92745452005, 92745452006, 92745452007, 92745452008, 92745452009, 92745452010, 92745452011, 92745452012

Parameter	Units	Blank Result	Reporting Limit	MDL	Analyzed	Qualifiers
Antimony	mg/L	ND	0.0030	0.00054	08/07/24 17:12	
Arsenic	mg/L	ND	0.0050	0.00084	08/08/24 10:01	
Barium	mg/L	ND	0.0050	0.00047	08/07/24 17:12	
Beryllium	mg/L	ND	0.00050	0.000094	08/07/24 17:12	
Boron	mg/L	ND	0.040	0.012	08/08/24 10:01	
Cadmium	mg/L	ND	0.00050	0.00010	08/07/24 17:12	
Chromium	mg/L	ND	0.0050	0.0019	08/07/24 17:12	
Cobalt	mg/L	ND	0.0050	0.00032	08/07/24 17:12	
Lead	mg/L	ND	0.0010	0.00016	08/07/24 17:12	
Lithium	mg/L	ND	0.030	0.0016	08/07/24 17:12	
Molybdenum	mg/L	ND	0.010	0.00062	08/07/24 17:12	
Selenium	mg/L	ND	0.0050	0.00096	08/07/24 17:12	
Thallium	mg/L	ND	0.0010	0.00038	08/07/24 17:12	

LABORATORY CONTROL SAMPLE: 4501703

Parameter	Units	Spike Conc.	LCS Result	LCS % Rec	% Rec Limits	Qualifiers
Antimony	mg/L	0.1	0.10	103	80-120	
Arsenic	mg/L	0.1	0.10	102	80-120	
Barium	mg/L	0.1	0.098	98	80-120	
Beryllium	mg/L	0.1	0.10	101	80-120	
Boron	mg/L	1	1.0	101	80-120	
Cadmium	mg/L	0.1	0.098	98	80-120	
Chromium	mg/L	0.1	0.10	100	80-120	
Cobalt	mg/L	0.1	0.097	97	80-120	
Lead	mg/L	0.1	0.10	101	80-120	
Lithium	mg/L	0.1	0.10	103	80-120	
Molybdenum	mg/L	0.1	0.10	105	80-120	
Selenium	mg/L	0.1	0.10	102	80-120	
Thallium	mg/L	0.1	0.10	100	80-120	

MATRIX SPIKE & MATRIX SPIKE DUPLICATE: 4501704 4501705

Parameter	Units	92745452002 Result	MS Spike Conc.	MSD Spike Conc.	MS Result	MSD Result	MS % Rec	MSD % Rec	% Rec Limits	RPD	Max RPD	Qual
Antimony	mg/L	ND	0.1	0.1	0.10	0.10	101	100	75-125	1	20	

Results presented on this page are in the units indicated by the "Units" column except where an alternate unit is presented to the right of the result.

REPORT OF LABORATORY ANALYSIS

This report shall not be reproduced, except in full,
without the written consent of Pace Analytical Services, LLC.

Pace Analytical Services, LLC
9800 Kincey Ave. Suite 100
Huntersville, NC 28078
(704)875-9092

QUALITY CONTROL DATA

Project: Hammond AP-1 (CA)
Pace Project No.: 92745452

MATRIX SPIKE & MATRIX SPIKE DUPLICATE: 4501704 4501705

Parameter	Units	92745452002 Result	MS Spike Conc.	MSD Spike Conc.	MS Result	MSD Result	MS % Rec	MSD % Rec	% Rec Limits	RPD	Max RPD	Qual
Arsenic	mg/L	0.26	0.1	0.1	0.35	0.35	97	93	75-125	1	20	
Barium	mg/L	0.044	0.1	0.1	0.14	0.14	101	100	75-125	1	20	
Beryllium	mg/L	0.000098J	0.1	0.1	0.092	0.089	92	89	75-125	3	20	
Boron	mg/L	0.63	1	1	1.6	1.6	97	93	75-125	3	20	
Cadmium	mg/L	ND	0.1	0.1	0.098	0.098	98	98	75-125	0	20	
Chromium	mg/L	ND	0.1	0.1	0.094	0.091	94	91	75-125	3	20	
Cobalt	mg/L	0.073	0.1	0.1	0.17	0.16	92	90	75-125	1	20	
Lead	mg/L	ND	0.1	0.1	0.095	0.096	95	96	75-125	1	20	
Lithium	mg/L	0.022J	0.1	0.1	0.11	0.11	93	93	75-125	0	20	
Molybdenum	mg/L	0.012	0.1	0.1	0.11	0.11	100	97	75-125	3	20	
Selenium	mg/L	ND	0.1	0.1	0.10	0.10	101	99	75-125	1	20	
Thallium	mg/L	ND	0.1	0.1	0.095	0.097	95	97	75-125	2	20	

Results presented on this page are in the units indicated by the "Units" column except where an alternate unit is presented to the right of the result.

This report shall not be reproduced, except in full,
without the written consent of Pace Analytical Services, LLC.

Pace Analytical Services, LLC
9800 Kincey Ave. Suite 100
Huntersville, NC 28078
(704)875-9092

QUALITY CONTROL DATA

Project: Hammond AP-1 (CA)
Pace Project No.: 92745452

QC Batch: 875505
QC Batch Method: EPA 7470A
Analysis Method: EPA 7470A
Analysis Description: 7470 Mercury
Laboratory: Pace Analytical Services - Peachtree Corners, GA
Associated Lab Samples: 92745452001, 92745452002, 92745452003, 92745452004, 92745452005, 92745452006, 92745452007, 92745452008, 92745452009, 92745452010, 92745452011, 92745452012

METHOD BLANK: 4509737
Matrix: Water
Associated Lab Samples: 92745452001, 92745452002, 92745452003, 92745452004, 92745452005, 92745452006, 92745452007, 92745452008, 92745452009, 92745452010, 92745452011, 92745452012

Parameter	Units	Blank Result	Reporting Limit	MDL	Analyzed	Qualifiers
Mercury	mg/L	ND	0.00020	0.00013	08/14/24 14:45	

LABORATORY CONTROL SAMPLE: 4509738

Parameter	Units	Spike Conc.	LCS Result	LCS % Rec	% Rec Limits	Qualifiers
Mercury	mg/L	0.0025	0.0025	100	80-120	

MATRIX SPIKE & MATRIX SPIKE DUPLICATE: 4509739 4509740

Parameter	Units	92745452001 Result	MS Spike Conc.	MSD Spike Conc.	MS Result	MSD Result	MS % Rec	MSD % Rec	% Rec Limits	RPD	Max RPD	Qual
Mercury	mg/L	ND	0.0025	0.0025	0.0025	0.0025	100	100	75-125	0	20	

Results presented on this page are in the units indicated by the "Units" column except where an alternate unit is presented to the right of the result.

REPORT OF LABORATORY ANALYSIS

This report shall not be reproduced, except in full,
without the written consent of Pace Analytical Services, LLC.

Pace Analytical Services, LLC
9800 Kincey Ave. Suite 100
Huntersville, NC 28078
(704)875-9092

QUALITY CONTROL DATA

Project: Hammond AP-1 (CA)
Pace Project No.: 92745452

QC Batch: 873350
QC Batch Method: SM 2540C-2015
Analysis Method: SM 2540C-2015
Analysis Description: 2540C Total Dissolved Solids
Laboratory: Pace Analytical Services - Peachtree Corners, GA
Associated Lab Samples: 92745452003, 92745452004, 92745452005, 92745452006, 92745452010

METHOD BLANK: 4498843
Matrix: Water
Associated Lab Samples: 92745452003, 92745452004, 92745452005, 92745452006, 92745452010

Parameter	Units	Blank Result	Reporting Limit	MDL	Analyzed	Qualifiers
Total Dissolved Solids	mg/L	ND	25.0	25.0	08/05/24 12:39	

LABORATORY CONTROL SAMPLE: 4498844

Parameter	Units	Spike Conc.	LCS Result	LCS % Rec	% Rec Limits	Qualifiers
Total Dissolved Solids	mg/L	400	479	120	80-120	

SAMPLE DUPLICATE: 4498845

Parameter	Units	92745459001 Result	Dup Result	RPD	Max RPD	Qualifiers
Total Dissolved Solids	mg/L	239	232	3	10	

SAMPLE DUPLICATE: 4498846

Parameter	Units	92745452006 Result	Dup Result	RPD	Max RPD	Qualifiers
Total Dissolved Solids	mg/L	470	489	4	10	

Results presented on this page are in the units indicated by the "Units" column except where an alternate unit is presented to the right of the result.

This report shall not be reproduced, except in full,
without the written consent of Pace Analytical Services, LLC.

Pace Analytical Services, LLC
9800 Kincey Ave. Suite 100
Huntersville, NC 28078
(704)875-9092

QUALITY CONTROL DATA

Project: Hammond AP-1 (CA)
Pace Project No.: 92745452

QC Batch: 873411
QC Batch Method: SM 2540C-2015
Analysis Method: SM 2540C-2015
Analysis Description: 2540C Total Dissolved Solids
Laboratory: Pace Analytical Services - Peachtree Corners, GA
Associated Lab Samples: 92745452001, 92745452002, 92745452007, 92745452008, 92745452009, 92745452011, 92745452012

METHOD BLANK: 4499128
Matrix: Water
Associated Lab Samples: 92745452001, 92745452002, 92745452007, 92745452008, 92745452009, 92745452011, 92745452012

Parameter	Units	Blank Result	Reporting Limit	MDL	Analyzed	Qualifiers
Total Dissolved Solids	mg/L	ND	25.0	25.0	08/05/24 16:11	

LABORATORY CONTROL SAMPLE: 4499129

Parameter	Units	Spike Conc.	LCS Result	LCS % Rec	% Rec Limits	Qualifiers
Total Dissolved Solids	mg/L	400	407	102	80-120	

SAMPLE DUPLICATE: 4499130

Parameter	Units	92745459017 Result	Dup Result	RPD	Max RPD	Qualifiers
Total Dissolved Solids	mg/L	166	166	0	10	

SAMPLE DUPLICATE: 4499131

Parameter	Units	92745452011 Result	Dup Result	RPD	Max RPD	Qualifiers
Total Dissolved Solids	mg/L	ND	ND		10	

Results presented on this page are in the units indicated by the "Units" column except where an alternate unit is presented to the right of the result.

REPORT OF LABORATORY ANALYSIS

This report shall not be reproduced, except in full,
without the written consent of Pace Analytical Services, LLC.

Pace Analytical Services, LLC
9800 Kincey Ave. Suite 100
Huntersville, NC 28078
(704)875-9092

QUALITY CONTROL DATA

Project: Hammond AP-1 (CA)
Pace Project No.: 92745452

QC Batch: 873172
QC Batch Method: SM 2320B-2011
Analysis Method: SM 2320B-2011
Analysis Description: 2320B Alkalinity
Laboratory: Pace Analytical Services - Asheville
Associated Lab Samples: 92745452001, 92745452002, 92745452003, 92745452004, 92745452005, 92745452006, 92745452007, 92745452008, 92745452009, 92745452010, 92745452011, 92745452012

METHOD BLANK: 4498414
Matrix: Water
Associated Lab Samples: 92745452001, 92745452002, 92745452003, 92745452004, 92745452005, 92745452006, 92745452007, 92745452008, 92745452009, 92745452010, 92745452011, 92745452012

Parameter	Units	Blank Result	Reporting Limit	MDL	Analyzed	Qualifiers
Alkalinity, Total as CaCO3	mg/L	ND	5.0	5.0	08/06/24 12:56	
Alkalinity,Bicarbonate (CaCO3)	mg/L	ND	5.0	5.0	08/06/24 12:56	
Alkalinity,Carbonate (CaCO3)	mg/L	ND	5.0	5.0	08/06/24 12:56	

LABORATORY CONTROL SAMPLE: 4498415

Parameter	Units	Spike Conc.	LCS Result	LCS % Rec	% Rec Limits	Qualifiers
Alkalinity, Total as CaCO3	mg/L	50	52.8	106	80-120	

LABORATORY CONTROL SAMPLE: 4498416

Parameter	Units	Spike Conc.	LCS Result	LCS % Rec	% Rec Limits	Qualifiers
Alkalinity, Total as CaCO3	mg/L	50	52.1	104	80-120	

MATRIX SPIKE & MATRIX SPIKE DUPLICATE: 4498417 4498418

Parameter	Units	92745452001 Result	MS Spike Conc.	MSD Spike Conc.	MS Result	MSD Result	MS % Rec	MSD % Rec	% Rec Limits	RPD	Max RPD	Qual
Alkalinity, Total as CaCO3	mg/L	119	50	50	165	168	93	98	80-120	1	25	

MATRIX SPIKE & MATRIX SPIKE DUPLICATE: 4498419 4498420

Parameter	Units	92745452002 Result	MS Spike Conc.	MSD Spike Conc.	MS Result	MSD Result	MS % Rec	MSD % Rec	% Rec Limits	RPD	Max RPD	Qual
Alkalinity, Total as CaCO3	mg/L	76.4	50	50	127	126	101	100	80-120	0	25	

Results presented on this page are in the units indicated by the "Units" column except where an alternate unit is presented to the right of the result.

This report shall not be reproduced, except in full,
without the written consent of Pace Analytical Services, LLC.

Pace Analytical Services, LLC
9800 Kincey Ave. Suite 100
Huntersville, NC 28078
(704)875-9092

QUALITY CONTROL DATA

Project: Hammond AP-1 (CA)
Pace Project No.: 92745452

QC Batch: 873142
QC Batch Method: SM 4500-S2D-2011
Analysis Method: SM 4500-S2D-2011
Analysis Description: 4500S2D Sulfide Water
Laboratory: Pace Analytical Services - Asheville
Associated Lab Samples: 92745452001, 92745452002, 92745452003, 92745452004, 92745452005, 92745452006, 92745452007, 92745452008, 92745452009, 92745452010, 92745452011, 92745452012

METHOD BLANK: 4498333
Matrix: Water
Associated Lab Samples: 92745452001, 92745452002, 92745452003, 92745452004, 92745452005, 92745452006, 92745452007, 92745452008, 92745452009, 92745452010, 92745452011, 92745452012

Parameter	Units	Blank Result	Reporting Limit	MDL	Analyzed	Qualifiers
Sulfide	mg/L	ND	0.10	0.022	08/03/24 03:06	

LABORATORY CONTROL SAMPLE: 4498334

Parameter	Units	Spike Conc.	LCS Result	LCS % Rec	% Rec Limits	Qualifiers
Sulfide	mg/L	0.5	0.53	107	80-120	

MATRIX SPIKE & MATRIX SPIKE DUPLICATE: 4498335 4498336

Parameter	Units	92745068001 Result	MS Spike Conc.	MSD Spike Conc.	MS Result	MSD Result	MS % Rec	MSD % Rec	% Rec Limits	RPD	Max RPD	Qual
Sulfide	mg/L	ND	0.5	0.5	0.48	0.50	94	98	80-120	4	10	

MATRIX SPIKE & MATRIX SPIKE DUPLICATE: 4498337 4498338

Parameter	Units	92745452006 Result	MS Spike Conc.	MSD Spike Conc.	MS Result	MSD Result	MS % Rec	MSD % Rec	% Rec Limits	RPD	Max RPD	Qual
Sulfide	mg/L	ND	0.5	0.5	0.49	0.51	98	102	80-120	4	10	

Results presented on this page are in the units indicated by the "Units" column except where an alternate unit is presented to the right of the result.

REPORT OF LABORATORY ANALYSIS

This report shall not be reproduced, except in full,
without the written consent of Pace Analytical Services, LLC.

Pace Analytical Services, LLC
9800 Kincey Ave. Suite 100
Huntersville, NC 28078
(704)875-9092

QUALITY CONTROL DATA

Project: Hammond AP-1 (CA)
Pace Project No.: 92745452

QC Batch: 873156
QC Batch Method: EPA 300.0 Rev 2.1 1993
Analysis Method: EPA 300.0 Rev 2.1 1993
Analysis Description: 300.0 IC Anions
Laboratory: Pace Analytical Services - Asheville
Associated Lab Samples: 92745452001, 92745452002, 92745452003, 92745452004, 92745452005, 92745452006, 92745452007, 92745452008, 92745452009, 92745452010, 92745452011, 92745452012

METHOD BLANK: 4498354 Matrix: Water
Associated Lab Samples: 92745452001, 92745452002, 92745452003, 92745452004, 92745452005, 92745452006, 92745452007, 92745452008, 92745452009, 92745452010, 92745452011, 92745452012

Parameter	Units	Blank Result	Reporting Limit	MDL	Analyzed	Qualifiers
Chloride	mg/L	ND	1.0	0.60	08/03/24 09:56	
Fluoride	mg/L	ND	0.10	0.050	08/03/24 09:56	
Sulfate	mg/L	ND	1.0	0.50	08/03/24 09:56	

LABORATORY CONTROL SAMPLE: 4498355

Parameter	Units	Spike Conc.	LCS Result	LCS % Rec	% Rec Limits	Qualifiers
Chloride	mg/L	50	49.4	99	90-110	
Fluoride	mg/L	2.5	2.5	101	90-110	
Sulfate	mg/L	50	48.8	98	90-110	

MATRIX SPIKE & MATRIX SPIKE DUPLICATE: 4498356 4498357

Parameter	Units	92745452001 Result	MS Spike Conc.	MSD Spike Conc.	MS Result	MSD Result	MS % Rec	MSD % Rec	% Rec Limits	RPD	Max RPD	Qual
Chloride	mg/L	16.7	50	50	65.1	65.7	97	98	90-110	1	10	
Fluoride	mg/L	0.22	2.5	2.5	2.6	2.6	95	96	90-110	1	10	
Sulfate	mg/L	223	50	50	265	266	83	84	90-110	0	10	M1

MATRIX SPIKE & MATRIX SPIKE DUPLICATE: 4498358 4498359

Parameter	Units	92745452011 Result	MS Spike Conc.	MSD Spike Conc.	MS Result	MSD Result	MS % Rec	MSD % Rec	% Rec Limits	RPD	Max RPD	Qual
Chloride	mg/L	ND	50	50	48.6	48.3	97	96	90-110	1	10	
Fluoride	mg/L	ND	2.5	2.5	2.4	2.4	96	95	90-110	2	10	
Sulfate	mg/L	ND	50	50	47.9	47.6	96	95	90-110	1	10	

Results presented on this page are in the units indicated by the "Units" column except where an alternate unit is presented to the right of the result.

This report shall not be reproduced, except in full,
without the written consent of Pace Analytical Services, LLC.

Pace Analytical Services, LLC
9800 Kincey Ave. Suite 100
Huntersville, NC 28078
(704)875-9092

QUALIFIERS

Project: Hammond AP-1 (CA)
Pace Project No.: 92745452

DEFINITIONS

DF - Dilution Factor, if reported, represents the factor applied to the reported data due to dilution of the sample aliquot.

ND - Not Detected at or above adjusted reporting limit.

TNTC - Too Numerous To Count

J - Estimated concentration above the adjusted method detection limit and below the adjusted reporting limit.

MDL - Adjusted Method Detection Limit.

PQL - Practical Quantitation Limit.

RL - Reporting Limit - The lowest concentration value that meets project requirements for quantitative data with known precision and bias for a specific analyte in a specific matrix.

S - Surrogate

1,2-Diphenylhydrazine decomposes to and cannot be separated from Azobenzene using Method 8270. The result for each analyte is a combined concentration.

Consistent with EPA guidelines, unrounded data are displayed and have been used to calculate % recovery and RPD values.

LCS(D) - Laboratory Control Sample (Duplicate)

MS(D) - Matrix Spike (Duplicate)

DUP - Sample Duplicate

RPD - Relative Percent Difference

NC - Not Calculable.

SG - Silica Gel - Clean-Up

U - Indicates the compound was analyzed for, but not detected.

Acid preservation may not be appropriate for 2 Chloroethylvinyl ether.

A separate vial preserved to a pH of 4-5 is recommended in SW846 Chapter 4 for the analysis of Acrolein and Acrylonitrile by EPA Method 8260.

N-Nitrosodiphenylamine decomposes and cannot be separated from Diphenylamine using Method 8270. The result reported for each analyte is a combined concentration.

Reported results are not rounded until the final step prior to reporting. Therefore, calculated parameters that are typically reported as "Total" may vary slightly from the sum of the reported component parameters.

Pace Analytical is TNI accredited. Contact your Pace PM for the current list of accredited analytes.

TNI - The NELAC Institute.

ANALYTE QUALIFIERS

M1 Matrix spike recovery exceeded QC limits. Batch accepted based on laboratory control sample (LCS) recovery.

This report shall not be reproduced, except in full,
without the written consent of Pace Analytical Services, LLC.

Pace Analytical Services, LLC
9800 Kincey Ave. Suite 100
Huntersville, NC 28078
(704)875-9092

QUALITY CONTROL DATA CROSS REFERENCE TABLE

Project: Hammond AP-1 (CA)
Pace Project No.: 92745452

Lab ID	Sample ID	QC Batch Method	QC Batch	Analytical Method	Analytical Batch
92745452001	**HAM-PT-07**	EPA 3010A	873657	EPA 6010D	873965
92745452002	**HAM-PT-08**	EPA 3010A	873657	EPA 6010D	873965
92745452003	**HAM-PT-09**	EPA 3010A	873657	EPA 6010D	873965
92745452004	**HAM-PT-10**	EPA 3010A	873657	EPA 6010D	873965
92745452005	**HAM-PT-11**	EPA 3010A	873657	EPA 6010D	873965
92745452006	**HAM-PT-12**	EPA 3010A	873657	EPA 6010D	873965
92745452007	**HAM-PT-13**	EPA 3010A	873657	EPA 6010D	873965
92745452008	**HAM-PT-14**	EPA 3010A	873657	EPA 6010D	873965
92745452009	**HAM-PT-15**	EPA 3010A	873657	EPA 6010D	873965
92745452010	**HAM-AP1-FD-01**	EPA 3010A	873657	EPA 6010D	873965
92745452011	**HAM-AP1-FB-01**	EPA 3010A	873657	EPA 6010D	873965
92745452012	**HAM-AP1-EB-01**	EPA 3010A	873657	EPA 6010D	873965
92745452001	**HAM-PT-07**	EPA 3005A	873910	EPA 6020B	874022
92745452002	**HAM-PT-08**	EPA 3005A	873910	EPA 6020B	874022
92745452003	**HAM-PT-09**	EPA 3005A	873910	EPA 6020B	874022
92745452004	**HAM-PT-10**	EPA 3005A	873910	EPA 6020B	874022
92745452005	**HAM-PT-11**	EPA 3005A	873910	EPA 6020B	874022
92745452006	**HAM-PT-12**	EPA 3005A	873910	EPA 6020B	874022
92745452007	**HAM-PT-13**	EPA 3005A	873910	EPA 6020B	874022
92745452008	**HAM-PT-14**	EPA 3005A	873910	EPA 6020B	874022
92745452009	**HAM-PT-15**	EPA 3005A	873910	EPA 6020B	874022
92745452010	**HAM-AP1-FD-01**	EPA 3005A	873910	EPA 6020B	874022
92745452011	**HAM-AP1-FB-01**	EPA 3005A	873910	EPA 6020B	874022
92745452012	**HAM-AP1-EB-01**	EPA 3005A	873910	EPA 6020B	874022
92745452001	**HAM-PT-07**	EPA 7470A	875505	EPA 7470A	875591
92745452002	**HAM-PT-08**	EPA 7470A	875505	EPA 7470A	875591
92745452003	**HAM-PT-09**	EPA 7470A	875505	EPA 7470A	875591
92745452004	**HAM-PT-10**	EPA 7470A	875505	EPA 7470A	875591
92745452005	**HAM-PT-11**	EPA 7470A	875505	EPA 7470A	875591
92745452006	**HAM-PT-12**	EPA 7470A	875505	EPA 7470A	875591
92745452007	**HAM-PT-13**	EPA 7470A	875505	EPA 7470A	875591
92745452008	**HAM-PT-14**	EPA 7470A	875505	EPA 7470A	875591
92745452009	**HAM-PT-15**	EPA 7470A	875505	EPA 7470A	875591
92745452010	**HAM-AP1-FD-01**	EPA 7470A	875505	EPA 7470A	875591
92745452011	**HAM-AP1-FB-01**	EPA 7470A	875505	EPA 7470A	875591
92745452012	**HAM-AP1-EB-01**	EPA 7470A	875505	EPA 7470A	875591
92745452001	**HAM-PT-07**	SM 2540C-2015	873411		
92745452002	**HAM-PT-08**	SM 2540C-2015	873411		
92745452003	**HAM-PT-09**	SM 2540C-2015	873350		
92745452004	**HAM-PT-10**	SM 2540C-2015	873350		
92745452005	**HAM-PT-11**	SM 2540C-2015	873350		
92745452006	**HAM-PT-12**	SM 2540C-2015	873350		
92745452007	**HAM-PT-13**	SM 2540C-2015	873411		
92745452008	**HAM-PT-14**	SM 2540C-2015	873411		
92745452009	**HAM-PT-15**	SM 2540C-2015	873411		
92745452010	**HAM-AP1-FD-01**	SM 2540C-2015	873350		

This report shall not be reproduced, except in full,
without the written consent of Pace Analytical Services, LLC.

Pace Analytical Services, LLC
9800 Kincey Ave. Suite 100
Huntersville, NC 28078
(704)875-9092

QUALITY CONTROL DATA CROSS REFERENCE TABLE

Project: Hammond AP-1 (CA)
Pace Project No.: 92745452

Lab ID	Sample ID	QC Batch Method	QC Batch	Analytical Method	Analytical Batch
92745452011	**HAM-AP1-FB-01**	SM 2540C-2015	873411		
92745452012	**HAM-AP1-EB-01**	SM 2540C-2015	873411		
92745452001	**HAM-PT-07**	SM 2320B-2011	873172		
92745452002	**HAM-PT-08**	SM 2320B-2011	873172		
92745452003	**HAM-PT-09**	SM 2320B-2011	873172		
92745452004	**HAM-PT-10**	SM 2320B-2011	873172		
92745452005	**HAM-PT-11**	SM 2320B-2011	873172		
92745452006	**HAM-PT-12**	SM 2320B-2011	873172		
92745452007	**HAM-PT-13**	SM 2320B-2011	873172		
92745452008	**HAM-PT-14**	SM 2320B-2011	873172		
92745452009	**HAM-PT-15**	SM 2320B-2011	873172		
92745452010	**HAM-AP1-FD-01**	SM 2320B-2011	873172		
92745452011	**HAM-AP1-FB-01**	SM 2320B-2011	873172		
92745452012	**HAM-AP1-EB-01**	SM 2320B-2011	873172		
92745452001	**HAM-PT-07**	SM 4500-S2D-2011	873142		
92745452002	**HAM-PT-08**	SM 4500-S2D-2011	873142		
92745452003	**HAM-PT-09**	SM 4500-S2D-2011	873142		
92745452004	**HAM-PT-10**	SM 4500-S2D-2011	873142		
92745452005	**HAM-PT-11**	SM 4500-S2D-2011	873142		
92745452006	**HAM-PT-12**	SM 4500-S2D-2011	873142		
92745452007	**HAM-PT-13**	SM 4500-S2D-2011	873142		
92745452008	**HAM-PT-14**	SM 4500-S2D-2011	873142		
92745452009	**HAM-PT-15**	SM 4500-S2D-2011	873142		
92745452010	**HAM-AP1-FD-01**	SM 4500-S2D-2011	873142		
92745452011	**HAM-AP1-FB-01**	SM 4500-S2D-2011	873142		
92745452012	**HAM-AP1-EB-01**	SM 4500-S2D-2011	873142		
92745452001	**HAM-PT-07**	EPA 300.0 Rev 2.1 1993	873156		
92745452002	**HAM-PT-08**	EPA 300.0 Rev 2.1 1993	873156		
92745452003	**HAM-PT-09**	EPA 300.0 Rev 2.1 1993	873156		
92745452004	**HAM-PT-10**	EPA 300.0 Rev 2.1 1993	873156		
92745452005	**HAM-PT-11**	EPA 300.0 Rev 2.1 1993	873156		
92745452006	**HAM-PT-12**	EPA 300.0 Rev 2.1 1993	873156		
92745452007	**HAM-PT-13**	EPA 300.0 Rev 2.1 1993	873156		
92745452008	**HAM-PT-14**	EPA 300.0 Rev 2.1 1993	873156		
92745452009	**HAM-PT-15**	EPA 300.0 Rev 2.1 1993	873156		
92745452010	**HAM-AP1-FD-01**	EPA 300.0 Rev 2.1 1993	873156		
92745452011	**HAM-AP1-FB-01**	EPA 300.0 Rev 2.1 1993	873156		
92745452012	**HAM-AP1-EB-01**	EPA 300.0 Rev 2.1 1993	873156		

This report shall not be reproduced, except in full,
without the written consent of Pace Analytical Services, LLC.

WO# : 92745452

Pace Analytical
www.pacelabs.com

CHAIN-OF-CUSTODY / Analytical Request Documen 92745452

The Chain-of-Custody is a LEGAL DOCUMENT. All relevant fields must be completed accurately.

Page: 1 of 1

Section A Required Client Information:

Company:	GA Power
Address:	Atlanta, GA
Email To:	SCS Contacts
Phone:	Fax:
Requested Due Date/TAT:	5 day

Section B Required Project Information:

Report To:	SCS Contacts
Copy To:	Geosyntec Contacts
Purchase Order No.:	GPC82474-0001
Project Name:	Hammond AP-1
Project Number:	

Section C Invoice Information:

Attention:	Southern Co.
Company Name:	
Address:	
Pace Quote Reference:	
Pace Project Manager:	Bonnie Vang
Pace Profile #:	10839

REGULATORY AGENCY

NPDES GROUND WATER DRINKING WATER
UST RCRA OTHER CCR

Site Location STATE: GA

Section D Required Client Information

Valid Matrix Codes

MATRIX	CODE
DRINKING WATER	DW WT
WATER	WW
WASTE WATER	P
PRODUCT	SL
SOIL/SOLID	OL
OIL	WP
WIPE	AR
AIR	OT
OTHER	TS
TISSUE	

SAMPLE ID (A-Z, 0-9 / -) Sample IDs MUST BE UNIQUE

Requested Analysis Filtered (Y/N)

ITEM #	SAMPLE ID	MATRIX CODE (see valid codes to le	SAMPLE TYPE (G=GRAB C=COMP)	COLLECTED COMPOSITE DATE	COLLECTED COMPOSITE TIME	COLLECTED COMPOSITE END/GRAB DATE	COLLECTED COMPOSITE END/GRAB TIME	SAMPLE TEMP AT COLLECTION	# OF CONTAINERS	Preservatives: Unpreserved	H_2SO_4	HNO_3	HCl	NaOH	$Na_2S_2O_3$	Methanol	Other	Analysis Test Y/N	Chloride, Fluoride, Sulfate N	Full App III and IV metals N	Major Ions (Profile 10839-2) N	TDS N	Residual Chlorine (Y/N)	Pace Project No./ Lab I.D.
1	HAM-PT-07	WG	G	8/1/24	1343			18	5	3		1					1		X	X	X	X	N	
2	HAM-PT-08	WG	G	8/1/24	1455			23	5	3		1					1		X	X	X	X	N	
3	HAM-PT-09	WG	G	7/31/24	1333			20	5	3		1					1		X	X	X	X	N	
4	HAM-PT-10	WG	G	7/31/24	1007			17	5	3		1					1		X	X	X	X	N	
5	HAM-PT-11	WG	G	7/31/24	1646			18	5	3		1					1		X	X	X	X	N	
6	HAM-PT-12	WG	G	7/31/24	1805			19	5	3		1					1		X	X	X	X	N	
7	HAM-PT-13	WG	G	8/1/24	1247	IT 8/2/24		24	5	3		1					1		X	X	X	X	N	
8	HAM-PT-14	WG	G	8/1/24	1545			19	5	3		1					1		X	X	X	X	N	
9	HAM-PT-15	WG	G	8/1/24	1047			24	5	3		1					1		X	X	X	X	N	
10	HAM-AP-1-FD-01	WG	G	7/31/24	0000			19	5	3		1					1		X	X	X	X	N	
11	HAM-AP-1-FB-01	WQ	G	8/1/24	1200			19	5	3		1					1		X	X	X	X	N	
12	HAM-AP-1-EB-01	WQ	G	8/1/24	1200			19	5	3		1					1		X	X	X	X	N	

ADDITIONAL COMMENTS	RELINQUISHED BY / AFFILIATION	DATE	TIME	ACCEPTED BY / AFFILIATION	DATE	TIME	SAMPLE CONDITIONS
Task Code: HAM-CCR-CA-20240801	Thomas Kessler / Geosyntec	8/1/24	1800	Jamie Newsome / Geosyntec	8/1/24	1800	
	Jamie Newsome / Geosyntec	8/2/24	0952	Ryan Williams / Pace	8/1/24	0952	
	Ryan Williams / Pace	8/2/24	1400	[illegible] / Pace	8/2/24	1400	

SAMPLER NAME AND SIGNATURE

PRINT Name of SAMPLER: Jacob Tracy, Thomas Kessler / Geosyntec Consultants, Inc.

SIGNATURE of SAMPLER: [signature] DATE Signed (MM/DD/YY): 8/1/24

Temp in °C	Received on Ice (Y/N)	Custody Sealed Cooler (Y/N)	Samples Intact (Y/N)

Pace	DC#_Title: ENV-FRM-HUN1-0083 v05_Sample Condition Upon Receipt
	Effective Date: 05/24/2024

Laboratory receiving samples:
Asheville ☐ Eden ☐ Greenwood ☐ Huntersville ☐ Raleigh ☐ Mechanicsville ☐ Atlanta ☑ Kernersville ☐

Sample Condition Upon Receipt

Client Name: GA Power

Project #: **WO#: 92745452**

PM: BV **Due Date: 08/09/24**
CLIENT: 92- GP-HAM

Courier: ☐ Fed Ex ☐ UPS ☐ USPS ☐ Client ☐ Commercial ☑ Pace ☐ Other:____

Custody Seal Present? ☐ Yes ☑ No Seals Intact? ☐ Yes ☐ No ☑ N/A

Date/Initials Person Examining Contents: JT 8/7/24

Packing Material: ☑ Bubble Wrap ☐ Bubble Bags ☐ None ☐ Other

Biological Tissue Frozen? ☐ Yes ☐ No ☑ N/A

Thermometer: ☑ IR Gun ID: 214

Type of Ice: ☑ Wet ☐ Blue ☐ None

Cooler Temp: 5.6 Correction Factor: Add/Subtract (°C) 0.0

Temp should be above freezing to 6°C
☐ Samples out of temp criteria. Samples on ice, cooling process has begun

Cooler Temp Corrected (°C): 5.6

USDA Regulated Soil (☐ N/A, water sample)
Did samples originate in a quarantine zone within the United States: CA, NY, or SC (check maps)? ☐ Yes ☐ No

Did samples originate from a foreign source (internationally, including Hawaii and Puerto Rico)? ☐ Yes ☐ No

				Comments/Discrepancy:
Chain of Custody Present?	☑ Yes	☐ No	☐ N/A	1.
Samples Arrived within Hold Time?	☑ Yes	☐ No	☐ N/A	2.
Short Hold Time Analysis (<72 hr.)?	☐ Yes	☑ No	☐ N/A	3.
Rush Turn Around Time Requested?	☐ Yes	☑ No	☐ N/A	4.
Sufficient Volume?	☑ Yes	☐ No	☐ N/A	5.
Correct Containers Used?	☑ Yes	☐ No	☐ N/A	6.
-Pace Containers Used?	☑ Yes	☐ No	☐ N/A	
Containers Intact?	☑ Yes	☐ No	☐ N/A	7.
Dissolved analysis: Samples Field Filtered?	☐ Yes	☐ No	☑ N/A	8.
Sample Labels Match COC? -Includes Date/Time/ID/Analysis Matrix: WT	☑ Yes	☐ No	☐ N/A	9.
Headspace in VOA Vials (>5-6mm)?	☐ Yes	☐ No	☑ N/A	10.
Trip Blank Present?	☐ Yes	☐ No	☑ N/A	11.
Trip Blank Custody Seals Present?	☐ Yes	☐ No	☑ N/A	

COMMENTS/SAMPLE DISCREPANCY

Field Data Required? ☐ Yes ☐ No

Lot ID of split containers:

CLIENT NOTIFICATION/RESOLUTION

Person contacted: Date/Time:

Project Manager SCURF Review: Date:

Project Manager SRF Review: Date:

DC#_Title: ENV-FRM-HUN1-0083 v05_Sample Condition Upon Receipt

Effective Date: 05/24/2024

*Check mark top half of box if pH and/or dechlorination is verified and within the acceptance range for preservation samples.
Exceptions: VOA, Coliform, TOC, Oil and Grease, DRO/8015 (water) DOC, LLHg
**Bottom half of box is to list number of bottles
***Check all unpreserved Nitrates for chlorine

Project #

Laboratory Receiving Location: Asheville ☐ Eden ☐ Greenwood ☐ Huntersville ☐ Raleigh ☐ Mechanicsville ☐ Atlanta ☐ Kernersville ☐

Client_____ Profile/EZ (Circle one)_____ Notes_____

Item#	BP4U-125 mL Plastic Unpreserved (N/A) (Cl-)	BP3U-250 mL Plastic Unpreserved (N/A)	BP2U-500 mL Plastic Unpreserved (N/A)	BP1U-1 liter Plastic Unpreserved (N/A)		BP4S-125 mL Plastic H2SO4 (pH < 2) (Cl-)	BP3N-250 mL plastic HNO3 (pH < 2)	BP4Z-125 mL Plastic ZN Acetate & NaOH (>9)	BP4B-125 mL Plastic NaOH (pH > 12) (Cl-)	WGFU-Wide-mouthed Glass jar Unpreserved	AG1U-1 liter Amber Unpreserved (N/A) (Cl-)	AG1H-1 liter Amber HCl (pH < 2)	AG3U-250 mL Amber Unpreserved (N/A) (Cl-)	AG1S-1 liter Amber H2SO4 (pH < 2)	AG3S-250 mL Amber H2SO4 (pH < 2)	DG9A-40 mL Amber NH4Cl (N/A)(Cl-)	DG9H-40 mL VOA HCl (N/A)	VG9T-40 mL VOA Na2S2O3 (N/A)	VG9U-40 mL VOA Unpreserved (N/A)	DG9V-40 mL VOA H3PO4 (N/A)	KP7U-50 mL Plastic Unpreserved (N/A)	V/GK (3 vials per kit)-VP-H/Gas kit (N/A)	SP5T-125 mL Sterile Plastic (N/A – lab)	SP2T-250 mL Sterile Plastic (N/A – lab)		BP3R-250 mL Plastic (NH2)2SO4 (9.3-9.7)	AG0U-100 mL Amber Unpreserved (N/A) (Cl-)	VSGU-20 mL Scintillation vials (N/A)	DG8U-40 mL Amber Unpreserved vials (N/A)
CC																													
1		2	1				1	1																					
2		2	1				1	1																					
3		2	1				1	1																					
4		2	1				1	1																					
5		2	1				1	1																					
6		2	1				1	1																					
7		2	1				1	1																					
8		2	1				1	1																					
9		2	1				1	1																					
10		2	1				1	1																					
11		2	1				1	1																					
12		2	1				1	1																					

pH Adjustment Log for Preserved Samples

Sample ID	Type of Preservative	pH upon receipt	Date preservation adjusted	Time preservation adjusted	Amount of Preservative added	Lot #

Note: Whenever there is a discrepancy affecting North Carolina compliance samples, a copy of this form will be sent to the North Carolina DENR Certification Office (i.e. Out of hold, incorrect preservative, out of temp, incorrect containers.

FIELD SAMPLING REPORTS

Low-Flow Test Report:

Test Date / Time: 8/1/2024 12:13:26 PM
Project: GP-Plant Hammond
Operator Name: Jacob Tracy

Location Name: PT-07 **Well Diameter: 2 in** **Casing Type: PVC** **Screen Length: 10 ft** **Top of Screen: 37.4 ft** **Total Depth: 47.4 ft** **Initial Depth to Water: 25.7 ft**	**Pump Type: Peri** **Tubing Type: Poly** **Pump Intake From TOC: 42.4 ft** **Estimated Total Volume Pumped: 19.3 liter** **Flow Cell Volume: 90 ml** **Final Flow Rate: 200 ml/min** **Final Draw Down: 0.06 ft**	**Instrument Used: Aqua TROLL 400** **Serial Number: 850724**

Test Notes:
Appendix III and IV and Major Ions.

Weather Conditions:
Sunny, 90F

Low-Flow Readings:

Date Time	Elapsed Time	pH	Temperature	Specific Conductivity	RDO Concentration	Turbidity	ORP	Depth to Water	Flow
		+/- 0.1	+/- 0.5	+/- 5 %	+/- 0.2	+/- 5	+/- 10	+/- 5	
8/1/2024 12:13 PM	00:00	6.72 pH	19.56 °C	752.95 µS/cm	5.08 mg/L	29.30 NTU	-36.2 mV	25.74 ft	200.00 ml/min
8/1/2024 12:18 PM	05:00	6.72 pH	19.23 °C	754.48 µS/cm	4.38 mg/L	21.30 NTU	-35.1 mV	25.80 ft	200.00 ml/min
8/1/2024 12:23 PM	10:00	6.72 pH	19.33 °C	751.69 µS/cm	4.04 mg/L	--	-36.7 mV	25.80 ft	200.00 ml/min
8/1/2024 12:28 PM	15:00	6.72 pH	19.30 °C	749.59 µS/cm	3.78 mg/L	--	-35.6 mV	25.80 ft	200.00 ml/min
8/1/2024 12:31 PM	18:23	6.72 pH	19.19 °C	749.33 µS/cm	3.57 mg/L	8.79 NTU	-27.6 mV	25.80 ft	200.00 ml/min
8/1/2024 12:36 PM	23:23	6.72 pH	19.21 °C	744.37 µS/cm	3.29 mg/L	8.47 NTU	-36.5 mV	25.76 ft	200.00 ml/min
8/1/2024 12:41 PM	28:23	6.72 pH	19.07 °C	742.57 µS/cm	3.03 mg/L	9.30 NTU	-37.4 mV	25.76 ft	200.00 ml/min
8/1/2024 12:46 PM	33:23	6.72 pH	19.14 °C	768.07 µS/cm	1.26 mg/L	8.00 NTU	-38.2 mV	25.76 ft	200.00 ml/min
8/1/2024 12:51 PM	38:23	6.71 pH	19.31 °C	765.58 µS/cm	0.18 mg/L	7.60 NTU	-39.1 mV	25.76 ft	200.00 ml/min
8/1/2024 12:55 PM	41:34	6.71 pH	19.27 °C	760.52 µS/cm	0.17 mg/L	--	-38.8 mV	--	200.00 ml/min
8/1/2024 1:00 PM	46:34	6.71 pH	19.11 °C	762.94 µS/cm	0.16 mg/L	--	-40.6 mV	--	200.00 ml/min
8/1/2024 1:05 PM	51:48	6.72 pH	19.09 °C	765.90 µS/cm	0.15 mg/L	6.95 NTU	-32.2 mV	25.80 ft	200.00 ml/min
8/1/2024 1:10 PM	56:48	6.71 pH	19.29 °C	764.05 µS/cm	0.14 mg/L	5.58 NTU	-54.7 mV	25.76 ft	200.00 ml/min

8/1/2024 1:15 PM	01:01:48	6.71 pH	19.25 °C	763.14 µS/cm	0.13 mg/L	5.60 NTU	-54.8 mV	25.76 ft	200.00 ml/min
8/1/2024 1:20 PM	01:06:48	6.71 pH	19.26 °C	781.19 µS/cm	0.67 mg/L	6.10 NTU	-55.4 mV	25.76 ft	200.00 ml/min
8/1/2024 1:25 PM	01:11:48	6.70 pH	19.01 °C	782.39 µS/cm	0.35 mg/L	5.45 NTU	-55.0 mV	25.76 ft	200.00 ml/min
8/1/2024 1:30 PM	01:16:48	6.71 pH	18.77 °C	781.95 µS/cm	0.25 mg/L	6.10 NTU	-55.3 mV	25.76 ft	200.00 ml/min
8/1/2024 1:35 PM	01:21:48	6.71 pH	18.52 °C	779.42 µS/cm	0.19 mg/L	5.49 NTU	-55.8 mV	25.76 ft	200.00 ml/min
8/1/2024 1:40 PM	01:26:48	6.72 pH	18.29 °C	779.41 µS/cm	0.16 mg/L	5.51 NTU	-56.1 mV	25.76 ft	200.00 ml/min
8/1/2024 1:45 PM	01:31:48	6.72 pH	18.01 °C	777.88 µS/cm	0.14 mg/L	4.94 NTU	-56.7 mV	25.76 ft	200.00 ml/min

Samples

Sample ID:	Description:
HAM-PT-07	Grab.

Low-Flow Test Report:

Test Date / Time: 8/1/2024 2:01:16 PM
Project: GP-Plant Hammond
Operator Name: Thomas Kessler

Location Name: PT-08 **Well Diameter: 2 in** **Casing Type: PVC** **Screen Length: 10 ft** **Top of Screen: 32.2 ft** **Total Depth: 42.2 ft** **Initial Depth to Water: 25.6 ft**	**Pump Type: Bladder** **Tubing Type: Poly** **Pump Intake From TOC: 37.2 ft** **Estimated Total Volume Pumped: 6 liter** **Flow Cell Volume: 90 ml** **Final Flow Rate: 100 ml/min** **Final Draw Down: 0.01 ft**	**Instrument Used: Aqua TROLL 400** **Serial Number: 968202**

Test Notes:
Appendix III and IV and Major Ions.

Weather Conditions:
Cloudy, 90 degrees.

Low-Flow Readings:

Date Time	Elapsed Time	pH	Temperature	Specific Conductivity	RDO Concentration	Turbidity	ORP	Depth to Water	Flow
		+/- 0.1	+/- 0.5	+/- 5 %	+/- 0.2	+/- 5	+/- 10	+/- 0.3	
8/1/2024 2:01 PM	00:00	6.44 pH	23.87 °C	603.64 µS/cm	0.74 mg/L	60.00 NTU	-35.9 mV	25.60 ft	100.00 ml/min
8/1/2024 2:06 PM	05:00	6.44 pH	23.47 °C	610.86 µS/cm	0.57 mg/L	45.90 NTU	-38.8 mV	25.61 ft	100.00 ml/min
8/1/2024 2:11 PM	10:00	6.45 pH	23.43 °C	610.99 µS/cm	0.46 mg/L	35.30 NTU	-36.7 mV	25.61 ft	100.00 ml/min
8/1/2024 2:16 PM	15:00	6.47 pH	23.33 °C	611.56 µS/cm	0.39 mg/L	18.00 NTU	-39.0 mV	25.61 ft	100.00 ml/min
8/1/2024 2:21 PM	20:00	6.47 pH	23.21 °C	615.51 µS/cm	0.36 mg/L	12.40 NTU	-37.6 mV	25.61 ft	100.00 ml/min
8/1/2024 2:26 PM	25:00	6.48 pH	23.73 °C	610.46 µS/cm	0.37 mg/L	11.50 NTU	-40.3 mV	25.61 ft	100.00 ml/min
8/1/2024 2:31 PM	30:00	6.48 pH	23.05 °C	613.75 µS/cm	0.32 mg/L	9.31 NTU	-36.8 mV	25.61 ft	100.00 ml/min
8/1/2024 2:36 PM	35:00	6.49 pH	23.03 °C	614.07 µS/cm	0.28 mg/L	8.29 NTU	-38.4 mV	25.61 ft	100.00 ml/min
8/1/2024 2:41 PM	40:00	6.49 pH	23.06 °C	613.22 µS/cm	0.25 mg/L	6.85 NTU	-36.2 mV	25.61 ft	100.00 ml/min
8/1/2024 2:46 PM	45:00	6.48 pH	23.06 °C	611.29 µS/cm	0.24 mg/L	5.71 NTU	-37.0 mV	25.61 ft	100.00 ml/min
8/1/2024 2:51 PM	50:00	6.48 pH	23.17 °C	609.92 µS/cm	0.22 mg/L	4.96 NTU	-35.4 mV	25.61 ft	100.00 ml/min

Samples

Sample ID:	Description:
HAM-PT-08	Grab.

Low-Flow Test Report:

Test Date / Time: 7/31/2024 11:03:43 AM
Project: GP-Plant Hammond
Operator Name: Jacob Tracy

Location Name: PT-09 **Well Diameter: 2 in** **Casing Type: PVC** **Screen Length: 10 ft** **Top of Screen: 17.45 ft** **Total Depth: 27.45 ft** **Initial Depth to Water: 16.04 ft**	**Pump Type: Peri** **Tubing Type: Poly** **Pump Intake From TOC: 22.45 ft** **Estimated Total Volume Pumped: 30 liter** **Flow Cell Volume: 90 ml** **Final Flow Rate: 200 ml/min** **Final Draw Down: 0.03 ft**	**Instrument Used: Aqua TROLL 400** **Serial Number: 850724**

Test Notes:
Appendix III and IV and Major Ions.

Weather Conditions:
Sunny, 90F

Low-Flow Readings:

Date Time	Elapsed Time	pH	Temperature	Specific Conductivity	RDO Concentration	Turbidity	ORP	Depth to Water	Flow
		+/- 0.1	+/- 0.5	+/- 5 %	+/- 0.2	+/- 5	+/- 10	+/- 5	
7/31/2024 11:03 AM	00:00	6.82 pH	19.06 °C	734.89 µS/cm	0.74 mg/L	--	60.9 mV	16.05 ft	200.00 ml/min
7/31/2024 11:04 AM	00:28	6.82 pH	18.65 °C	740.20 µS/cm	0.73 mg/L	165.00 NTU	66.9 mV	16.05 ft	200.00 ml/min
7/31/2024 11:08 AM	04:25	6.84 pH	19.07 °C	726.49 µS/cm	0.54 mg/L	--	63.4 mV	16.05 ft	200.00 ml/min
7/31/2024 11:11 AM	07:29	6.86 pH	19.08 °C	707.43 µS/cm	2.61 mg/L	160.00 NTU	60.0 mV	16.05 ft	200.00 ml/min
7/31/2024 11:16 AM	12:29	6.88 pH	18.89 °C	722.61 µS/cm	0.86 mg/L	180.00 NTU	63.7 mV	16.01 ft	200.00 ml/min
7/31/2024 11:21 AM	17:29	6.89 pH	18.92 °C	722.32 µS/cm	0.66 mg/L	160.00 NTU	65.6 mV	16.01 ft	200.00 ml/min
7/31/2024 11:26 AM	22:29	6.90 pH	18.92 °C	716.02 µS/cm	2.01 mg/L	134.00 NTU	68.6 mV	16.01 ft	200.00 ml/min
7/31/2024 11:31 AM	27:29	6.89 pH	18.88 °C	710.39 µS/cm	1.92 mg/L	118.00 NTU	86.5 mV	16.01 ft	200.00 ml/min
7/31/2024 11:36 AM	32:29	6.90 pH	18.87 °C	718.11 µS/cm	3.03 mg/L	110.00 NTU	90.9 mV	16.01 ft	200.00 ml/min
7/31/2024 11:41 AM	37:29	6.90 pH	18.83 °C	712.97 µS/cm	2.73 mg/L	89.00 NTU	94.6 mV	16.01 ft	200.00 ml/min
7/31/2024 11:48 AM	44:54	6.91 pH	19.23 °C	701.77 µS/cm	2.23 mg/L	75.20 NTU	46.7 mV	16.01 ft	200.00 ml/min
7/31/2024 11:53 AM	49:54	6.91 pH	19.27 °C	700.61 µS/cm	1.92 mg/L	68.00 NTU	76.7 mV	16.01 ft	200.00 ml/min
7/31/2024 11:58 AM	54:54	6.91 pH	19.10 °C	708.67 µS/cm	1.79 mg/L	49.50 NTU	98.2 mV	16.01 ft	200.00 ml/min

7/31/2024 12:03 PM	59:54	6.91 pH	19.26 °C	711.41 µS/cm	1.61 mg/L	46.50 NTU	100.9 mV	16.01 ft	200.00 ml/min
7/31/2024 12:08 PM	01:04:54	6.91 pH	19.26 °C	706.11 µS/cm	1.44 mg/L	39.40 NTU	102.8 mV	16.01 ft	200.00 ml/min
7/31/2024 12:13 PM	01:09:54	6.90 pH	19.23 °C	704.29 µS/cm	1.31 mg/L	34.30 NTU	104.1 mV	16.01 ft	200.00 ml/min
7/31/2024 12:18 PM	01:14:54	6.90 pH	19.29 °C	694.68 µS/cm	1.12 mg/L	25.30 NTU	105.9 mV	16.01 ft	200.00 ml/min
7/31/2024 12:23 PM	01:19:54	6.89 pH	19.33 °C	701.33 µS/cm	0.31 mg/L	23.60 NTU	87.1 mV	16.01 ft	200.00 ml/min
7/31/2024 12:28 PM	01:24:54	6.89 pH	19.44 °C	701.86 µS/cm	0.25 mg/L	20.60 NTU	87.5 mV	16.01 ft	200.00 ml/min
7/31/2024 12:33 PM	01:29:54	6.89 pH	19.62 °C	699.17 µS/cm	0.23 mg/L	16.60 NTU	88.7 mV	16.01 ft	200.00 ml/min
7/31/2024 12:38 PM	01:34:54	6.89 pH	19.32 °C	699.66 µS/cm	0.22 mg/L	13.40 NTU	112.5 mV	16.01 ft	200.00 ml/min
7/31/2024 12:43 PM	01:39:54	6.89 pH	19.03 °C	712.89 µS/cm	1.97 mg/L	11.00 NTU	114.6 mV	16.01 ft	200.00 ml/min
7/31/2024 12:48 PM	01:44:54	6.90 pH	19.23 °C	704.69 µS/cm	2.33 mg/L	7.76 NTU	92.0 mV	16.01 ft	200.00 ml/min
7/31/2024 12:53 PM	01:49:54	6.89 pH	19.35 °C	692.34 µS/cm	3.03 mg/L	6.06 NTU	92.8 mV	16.01 ft	200.00 ml/min
7/31/2024 12:58 PM	01:54:54	6.89 pH	19.23 °C	697.30 µS/cm	3.04 mg/L	6.26 NTU	92.1 mV	16.01 ft	200.00 ml/min
7/31/2024 1:03 PM	01:59:54	6.89 pH	19.68 °C	691.30 µS/cm	2.72 mg/L	5.14 NTU	93.8 mV	16.01 ft	200.00 ml/min
7/31/2024 1:08 PM	02:04:54	6.89 pH	19.48 °C	691.94 µS/cm	2.35 mg/L	4.23 NTU	92.3 mV	16.01 ft	200.00 ml/min
7/31/2024 1:13 PM	02:09:54	6.88 pH	19.47 °C	702.40 µS/cm	1.20 mg/L	4.18 NTU	115.8 mV	16.01 ft	200.00 ml/min
7/31/2024 1:18 PM	02:14:54	6.90 pH	19.68 °C	699.31 µS/cm	0.94 mg/L	4.03 NTU	92.5 mV	16.01 ft	200.00 ml/min
7/31/2024 1:23 PM	02:19:54	6.89 pH	19.37 °C	700.56 µS/cm	0.69 mg/L	3.34 NTU	114.2 mV	16.01 ft	200.00 ml/min
7/31/2024 1:28 PM	02:24:54	6.90 pH	19.29 °C	699.88 µS/cm	0.61 mg/L	3.17 NTU	114.0 mV	16.01 ft	200.00 ml/min
7/31/2024 1:33 PM	02:29:54	6.90 pH	19.50 °C	699.07 µS/cm	0.54 mg/L	3.03 NTU	113.7 mV	16.01 ft	200.00 ml/min

Samples

Sample ID:	Description:
HAM-PT-09	Grab.

Low-Flow Test Report:

Test Date / Time: 8/1/2024 9:22:19 AM
Project: GP-Plant Hammond
Operator Name: Jacob Tracy

Location Name: PT-10 **Well Diameter: 2 in** **Casing Type: PVC** **Screen Length: 10 ft** **Top of Screen: 17.4 ft** **Total Depth: 27.4 ft** **Initial Depth to Water: 16.45 ft**	**Pump Type: Peri** **Tubing Type: Poly** **Pump Intake From TOC: 22.4 ft** **Estimated Total Volume Pumped: 9.5 liter** **Flow Cell Volume: 90 ml** **Final Flow Rate: 200 ml/min** **Final Draw Down: 0.05 ft**	**Instrument Used: Aqua TROLL 400** **Serial Number: 850724**

Test Notes:
Appendix III and IV and Major Ions.

Weather Conditions:
Clear, 90F.

Low-Flow Readings:

Date Time	Elapsed Time	pH	Temperature	Specific Conductivity	RDO Concentration	Turbidity	ORP	Depth to Water	Flow
		+/- 0.1	+/- 0.5	+/- 5 %	+/- 0.2	+/- 5	+/- 10	+/- 5	
8/1/2024 9:22 AM	00:00	6.40 pH	17.74 °C	601.81 µS/cm	1.39 mg/L	2.15 NTU	98.7 mV	16.45 ft	200.00 ml/min
8/1/2024 9:27 AM	05:00	6.53 pH	17.02 °C	614.22 µS/cm	1.74 mg/L	4.25 NTU	117.1 mV	16.45 ft	200.00 ml/min
8/1/2024 9:32 AM	10:00	6.65 pH	17.15 °C	632.15 µS/cm	0.73 mg/L	2.75 NTU	91.7 mV	16.45 ft	200.00 ml/min
8/1/2024 9:37 AM	15:00	6.69 pH	17.00 °C	649.87 µS/cm	3.39 mg/L	2.30 NTU	114.3 mV	16.45 ft	200.00 ml/min
8/1/2024 9:42 AM	20:00	6.73 pH	16.90 °C	648.63 µS/cm	3.96 mg/L	1.25 NTU	96.6 mV	16.46 ft	200.00 ml/min
8/1/2024 9:47 AM	25:00	6.77 pH	16.96 °C	667.15 µS/cm	1.22 mg/L	1.60 NTU	122.6 mV	16.47 ft	200.00 ml/min
8/1/2024 9:52 AM	30:00	6.81 pH	17.30 °C	665.88 µS/cm	1.30 mg/L	1.41 NTU	98.5 mV	16.50 ft	200.00 ml/min
8/1/2024 9:57 AM	35:00	6.83 pH	17.27 °C	667.01 µS/cm	1.05 mg/L	1.63 NTU	123.0 mV	16.50 ft	200.00 ml/min
8/1/2024 10:02 AM	40:00	6.84 pH	17.32 °C	669.10 µS/cm	1.12 mg/L	1.57 NTU	124.1 mV	16.50 ft	200.00 ml/min
8/1/2024 10:07 AM	45:00	6.85 pH	17.27 °C	667.61 µS/cm	1.15 mg/L	1.34 NTU	124.6 mV	16.50 ft	200.00 ml/min

Samples

Sample ID:	Description:

HAM-PT-10	Grab.

Created using VuSitu from In-Situ, Inc.

Low-Flow Test Report:

Test Date / Time: 7/31/2024 3:20:32 PM
Project: GP-Plant Hammond
Operator Name: Jacob Tracy

Location Name: PT-11 **Well Diameter: 2 in** **Casing Type: PVC** **Screen Length: 10 ft** **Top of Screen: 16.9 ft** **Total Depth: 26.9 ft** **Initial Depth to Water: 12.6 ft**	**Pump Type: Peri** **Tubing Type: Poly** **Pump Intake From TOC: 21.9 ft** **Estimated Total Volume Pumped: 18 liter** **Flow Cell Volume: 90 ml** **Final Flow Rate: 200 ml/min** **Final Draw Down: 0 ft**	**Instrument Used: Aqua TROLL 400** **Serial Number: 850724**

Test Notes:
Appendix III and IV and Major Ions.

Weather Conditions:
Cloudy, 90F.

Low-Flow Readings:

Date Time	Elapsed Time	pH	Temperature	Specific Conductivity	RDO Concentration	Turbidity	ORP	Depth to Water	Flow
		+/- 0.1	+/- 0.5	+/- 5 %	+/- 0.2	+/- 5	+/- 10	+/- 5	
7/31/2024 3:20 PM	00:00	6.80 pH	19.78 °C	640.92 µS/cm	3.13 mg/L	85.70 NTU	78.2 mV	12.60 ft	200.00 ml/min
7/31/2024 3:25 PM	05:00	6.79 pH	19.43 °C	655.62 µS/cm	0.40 mg/L	76.70 NTU	74.0 mV	12.60 ft	200.00 ml/min
7/31/2024 3:30 PM	10:00	6.78 pH	19.14 °C	648.52 µS/cm	0.26 mg/L	109.50 NTU	76.6 mV	12.60 ft	200.00 ml/min
7/31/2024 3:35 PM	15:00	6.76 pH	19.19 °C	644.24 µS/cm	0.25 mg/L	103.00 NTU	56.4 mV	12.60 ft	200.00 ml/min
7/31/2024 3:40 PM	20:00	6.76 pH	19.18 °C	646.28 µS/cm	3.66 mg/L	101.00 NTU	61.5 mV	12.60 ft	200.00 ml/min
7/31/2024 3:45 PM	25:00	6.75 pH	19.18 °C	648.38 µS/cm	0.17 mg/L	89.20 NTU	50.9 mV	12.60 ft	200.00 ml/min
7/31/2024 3:51 PM	31:16	6.75 pH	19.06 °C	648.61 µS/cm	0.20 mg/L	72.10 NTU	56.4 mV	12.60 ft	200.00 ml/min
7/31/2024 3:56 PM	36:16	6.74 pH	19.26 °C	649.63 µS/cm	0.20 mg/L	64.60 NTU	47.0 mV	12.60 ft	200.00 ml/min
7/31/2024 4:01 PM	41:16	6.75 pH	19.15 °C	649.18 µS/cm	0.96 mg/L	52.10 NTU	46.4 mV	12.60 ft	200.00 ml/min
7/31/2024 4:06 PM	46:16	6.74 pH	19.04 °C	646.70 µS/cm	0.19 mg/L	40.30 NTU	45.6 mV	12.60 ft	200.00 ml/min
7/31/2024 4:11 PM	51:16	6.74 pH	18.91 °C	654.38 µS/cm	0.18 mg/L	34.60 NTU	49.9 mV	12.60 ft	200.00 ml/min
7/31/2024 4:16 PM	56:16	6.74 pH	18.96 °C	653.02 µS/cm	0.19 mg/L	24.10 NTU	49.1 mV	12.60 ft	200.00 ml/min

7/31/2024 4:21 PM	01:01:16	6.74 pH	18.98 °C	650.38 µS/cm	0.17 mg/L	10.20 NTU	48.2 mV	12.60 ft	200.00 ml/min
7/31/2024 4:26 PM	01:06:16	6.74 pH	18.92 °C	653.66 µS/cm	0.43 mg/L	9.70 NTU	49.0 mV	12.60 ft	200.00 ml/min
7/31/2024 4:31 PM	01:11:16	6.74 pH	18.99 °C	650.77 µS/cm	0.22 mg/L	11.00 NTU	42.6 mV	12.60 ft	200.00 ml/min
7/31/2024 4:36 PM	01:16:16	6.74 pH	18.66 °C	652.62 µS/cm	0.15 mg/L	7.20 NTU	47.6 mV	12.60 ft	200.00 ml/min
7/31/2024 4:41 PM	01:21:16	6.73 pH	18.72 °C	653.47 µS/cm	0.14 mg/L	6.69 NTU	40.7 mV	12.60 ft	200.00 ml/min
7/31/2024 4:46 PM	01:26:16	6.75 pH	18.03 °C	654.97 µS/cm	0.16 mg/L	4.77 NTU	47.3 mV	12.60 ft	200.00 ml/min

Samples

Sample ID:	Description:
HAM-PT-11	Grab.

Low-Flow Test Report:

Test Date / Time: 7/31/2024 5:30:06 PM
Project: GP-Plant Hammond
Operator Name: Jacob Tracy

Location Name: PT-12 **Well Diameter: 2 in** **Casing Type: PVC** **Screen Length: 10 ft** **Top of Screen: 17.3 ft** **Total Depth: 27.3 ft** **Initial Depth to Water: 16.2 ft**	**Pump Type: Peri** **Tubing Type: Poly** **Pump Intake From TOC: 22.3 ft** **Estimated Total Volume Pumped: 8 liter** **Flow Cell Volume: 90 ml** **Final Flow Rate: 200 ml/min** **Final Draw Down: 0.04 ft**	**Instrument Used: Aqua TROLL 400** **Serial Number: 850724**

Test Notes:
Appendix III and IV and Major Ions.

Weather Conditions:
Sunny, 90F

Low-Flow Readings:

Date Time	Elapsed Time	pH	Temperature	Specific Conductivity	RDO Concentration	Turbidity	ORP	Depth to Water	Flow
		+/- 0.1	+/- 0.5	+/- 5 %	+/- 0.2	+/- 5	+/- 10	+/- 5	
7/31/2024 5:30 PM	00:00	6.39 pH	19.31 °C	545.95 µS/cm	4.52 mg/L	16.20 NTU	87.1 mV	12.45 ft	200.00 ml/min
7/31/2024 5:35 PM	05:00	6.54 pH	19.06 °C	689.72 µS/cm	0.83 mg/L	11.10 NTU	91.7 mV	12.45 ft	200.00 ml/min
7/31/2024 5:40 PM	10:00	6.64 pH	18.66 °C	691.44 µS/cm	0.83 mg/L	8.60 NTU	112.6 mV	12.49 ft	200.00 ml/min
7/31/2024 5:45 PM	15:00	6.69 pH	18.58 °C	685.60 µS/cm	0.85 mg/L	7.02 NTU	112.5 mV	12.49 ft	200.00 ml/min
7/31/2024 5:50 PM	20:00	6.71 pH	18.65 °C	679.86 µS/cm	0.86 mg/L	6.60 NTU	88.1 mV	12.49 ft	200.00 ml/min
7/31/2024 5:55 PM	25:00	6.70 pH	18.68 °C	679.76 µS/cm	0.87 mg/L	6.56 NTU	86.0 mV	12.49 ft	200.00 ml/min
7/31/2024 6:00 PM	30:00	6.71 pH	18.65 °C	676.96 µS/cm	0.89 mg/L	5.80 NTU	107.1 mV	12.49 ft	200.00 ml/min
7/31/2024 6:05 PM	35:00	6.74 pH	18.58 °C	678.41 µS/cm	1.00 mg/L	4.74 NTU	85.6 mV	12.49 ft	200.00 ml/min

Samples

Sample ID:	Description:
HAM-PT-12	Grab.
HAM-AP1-FD-01	Grab.

Low-Flow Test Report:

Test Date / Time: 8/1/2024 11:51:49 AM
Project: GP-Plant Hammond
Operator Name: Thomas Kessler

Location Name: PT-13 **Well Diameter: 2 in** **Casing Type: PVC** **Screen Length: 10 ft** **Top of Screen: 35.3 ft** **Total Depth: 45.3 ft** **Initial Depth to Water: 25.45 ft**	**Pump Type: Bladder** **Tubing Type: Poly** **Pump Intake From TOC: 40.3 ft** **Estimated Total Volume Pumped: 6 liter** **Flow Cell Volume: 90 ml** **Final Flow Rate: 100 ml/min** **Final Draw Down: -0.05 ft**	**Instrument Used: Aqua TROLL 400** **Serial Number: 968202**

Test Notes:
Appendix III and IV and Major Ions.

Weather Conditions:
Clear, 90F.

Low-Flow Readings:

Date Time	Elapsed Time	pH	Temperature	Specific Conductivity	RDO Concentration	Turbidity	ORP	Depth to Water	Flow
		+/- 0.1	+/- 0.5	+/- 5 %	+/- 0.2	+/- 5	+/- 10	+/- 0.3	
8/1/2024 11:51 AM	00:00	6.68 pH	23.54 °C	754.87 µS/cm	3.03 mg/L	12.20 NTU	-78.1 mV	25.40 ft	100.00 ml/min
8/1/2024 11:56 AM	05:00	6.69 pH	23.54 °C	750.77 µS/cm	2.83 mg/L	5.00 NTU	-77.7 mV	25.40 ft	100.00 ml/min
8/1/2024 12:01 PM	10:00	6.69 pH	23.47 °C	744.14 µS/cm	2.65 mg/L	6.26 NTU	-83.0 mV	25.40 ft	100.00 ml/min
8/1/2024 12:06 PM	15:00	6.69 pH	23.69 °C	741.73 µS/cm	2.41 mg/L	4.19 NTU	-80.0 mV	25.40 ft	100.00 ml/min
8/1/2024 12:11 PM	20:00	6.70 pH	23.69 °C	739.10 µS/cm	2.21 mg/L	3.39 NTU	-84.8 mV	25.40 ft	100.00 ml/min
8/1/2024 12:16 PM	25:00	6.69 pH	23.72 °C	733.93 µS/cm	2.04 mg/L	2.30 NTU	-85.5 mV	25.40 ft	100.00 ml/min
8/1/2024 12:21 PM	30:00	6.69 pH	23.85 °C	733.77 µS/cm	1.87 mg/L	1.88 NTU	-85.8 mV	25.40 ft	100.00 ml/min
8/1/2024 12:26 PM	35:00	6.68 pH	23.95 °C	730.22 µS/cm	1.72 mg/L	1.72 NTU	-86.3 mV	25.40 ft	100.00 ml/min
8/1/2024 12:31 PM	40:00	6.68 pH	24.08 °C	725.69 µS/cm	1.57 mg/L	2.12 NTU	-82.5 mV	25.40 ft	100.00 ml/min
8/1/2024 12:36 PM	45:00	6.68 pH	24.03 °C	720.46 µS/cm	1.46 mg/L	1.99 NTU	-82.2 mV	25.40 ft	100.00 ml/min
8/1/2024 12:41 PM	50:00	6.69 pH	23.83 °C	719.27 µS/cm	1.38 mg/L	2.53 NTU	-86.2 mV	25.40 ft	100.00 ml/min

Samples

Sample ID:	Description:
HAM-PT-13	Grab.

Low-Flow Test Report:

Test Date / Time: 8/1/2024 3:24:13 PM
Project: GP-Plant Hammond
Operator Name: Jacob Tracy

Location Name: PT-14 **Well Diameter: 2 in** **Casing Type: PVC** **Screen Length: 10 ft** **Top of Screen: 35.3 ft** **Total Depth: 45.3 ft** **Initial Depth to Water: 25.35 ft**	**Pump Type: Peri** **Tubing Type: Poly** **Pump Intake From TOC: 40.3 ft** **Estimated Total Volume Pumped: 17.5 liter** **Flow Cell Volume: 90 ml** **Final Flow Rate: 200 ml/min** **Final Draw Down: 0 ft**	**Instrument Used: Aqua TROLL 400** **Serial Number: 850724**

Test Notes:
Appendix III and IV and Major Ions.

Weather Conditions:
Sunny, 90F

Low-Flow Readings:

Date Time	Elapsed Time	pH	Temperature	Specific Conductivity	RDO Concentration	Turbidity	ORP	Depth to Water	Flow
		+/- 0.1	+/- 0.5	+/- 5 %	+/- 0.2	+/- 5	+/- 10	+/- 5	
8/1/2024 3:24 PM	00:00	6.87 pH	19.42 °C	807.42 µS/cm	5.10 mg/L	6.66 NTU	-104.9 mV	25.35 ft	200.00 ml/min
8/1/2024 3:29 PM	05:00	6.86 pH	18.98 °C	807.86 µS/cm	4.81 mg/L	5.53 NTU	-103.1 mV	25.35 ft	200.00 ml/min
8/1/2024 3:34 PM	10:00	6.86 pH	18.87 °C	813.03 µS/cm	4.53 mg/L	4.43 NTU	-103.4 mV	25.35 ft	200.00 ml/min
8/1/2024 3:39 PM	15:00	6.85 pH	19.01 °C	813.88 µS/cm	4.20 mg/L	3.16 NTU	-104.2 mV	25.35 ft	200.00 ml/min
8/1/2024 3:44 PM	20:00	6.86 pH	19.02 °C	813.37 µS/cm	3.89 mg/L	2.86 NTU	-104.4 mV	25.35 ft	200.00 ml/min
8/1/2024 3:49 PM	25:00	6.86 pH	19.01 °C	812.66 µS/cm	3.60 mg/L	2.70 NTU	-104.6 mV	25.35 ft	200.00 ml/min
8/1/2024 3:54 PM	30:00	6.86 pH	19.01 °C	812.68 µS/cm	3.36 mg/L	2.24 NTU	-111.4 mV	25.35 ft	200.00 ml/min
8/1/2024 3:59 PM	35:00	6.85 pH	19.26 °C	812.80 µS/cm	3.10 mg/L	2.08 NTU	-105.1 mV	25.35 ft	200.00 ml/min
8/1/2024 4:07 PM	42:56	6.85 pH	19.24 °C	810.89 µS/cm	2.77 mg/L	1.96 NTU	-105.4 mV	25.35 ft	200.00 ml/min
8/1/2024 4:12 PM	47:56	6.85 pH	19.22 °C	809.21 µS/cm	2.63 mg/L	1.74 NTU	-105.4 mV	25.35 ft	200.00 ml/min
8/1/2024 4:17 PM	52:56	6.85 pH	19.29 °C	810.34 µS/cm	2.44 mg/L	1.70 NTU	-105.6 mV	25.35 ft	200.00 ml/min
8/1/2024 4:22 PM	57:56	6.85 pH	19.35 °C	809.68 µS/cm	2.26 mg/L	1.56 NTU	-105.9 mV	25.35 ft	200.00 ml/min
8/1/2024 4:27 PM	01:02:56	6.84 pH	19.39 °C	809.77 µS/cm	2.08 mg/L	1.44 NTU	-106.3 mV	25.35 ft	200.00 ml/min
8/1/2024 4:32 PM	01:07:56	6.85 pH	19.34 °C	809.78 µS/cm	1.93 mg/L	1.40 NTU	-106.0 mV	25.35 ft	200.00 ml/min

8/1/2024 4:37 PM	01:12:56	6.85 pH	19.35 °C	821.31 µS/cm	0.20 mg/L	1.22 NTU	-105.7 mV	25.35 ft	200.00 ml/min
8/1/2024 4:42 PM	01:17:56	6.85 pH	19.32 °C	824.22 µS/cm	0.16 mg/L	1.10 NTU	-113.6 mV	25.35 ft	200.00 ml/min
8/1/2024 4:47 PM	01:22:56	6.84 pH	19.24 °C	824.67 µS/cm	0.16 mg/L	0.96 NTU	-114.0 mV	25.35 ft	200.00 ml/min

Samples

Sample ID:	Description:
HAM-PT-14	Grab.

Created using VuSitu from In-Situ, Inc.

Low-Flow Test Report:

Test Date / Time: 8/1/2024 9:16:53 AM
Project: GP-Plant Hammond
Operator Name: Thomas Kessler

Location Name: PT-15 **Well Diameter: 2 in** **Casing Type: PVC** **Screen Length: 10 ft** **Top of Screen: 35.3 ft** **Total Depth: 45.3 ft** **Initial Depth to Water: 25.25 ft**	**Pump Type: Bladder** **Tubing Type: Poly** **Pump Intake From TOC: 40.3 ft** **Estimated Total Volume Pumped: 9.5 liter** **Flow Cell Volume: 90 ml** **Final Flow Rate: 100 ml/min** **Final Draw Down: 0.15 ft**	**Instrument Used: Aqua TROLL 400** **Serial Number: 968202**

Test Notes:
Appendix III and IV and Major Ions.

Weather Conditions:
Clear, 80F.

Low-Flow Readings:

Date Time	Elapsed Time	pH	Temperature	Specific Conductivity	RDO Concentration	Turbidity	ORP	Depth to Water	Flow
		+/- 0.1	+/- 0.5	+/- 5 %	+/- 0.2	+/- 5	+/- 10	+/- 0.3	
8/1/2024 9:16 AM	00:00	6.63 pH	22.54 °C	696.34 µS/cm	6.57 mg/L	11.35 NTU	-42.2 mV	26.00 ft	100.00 ml/min
8/1/2024 9:21 AM	05:00	6.66 pH	22.79 °C	737.62 µS/cm	5.93 mg/L	6.99 NTU	-48.3 mV	25.30 ft	100.00 ml/min
8/1/2024 9:26 AM	10:00	6.70 pH	22.58 °C	731.68 µS/cm	5.45 mg/L	7.21 NTU	-57.9 mV	25.40 ft	100.00 ml/min
8/1/2024 9:31 AM	15:00	6.72 pH	22.82 °C	728.27 µS/cm	5.03 mg/L	1.84 NTU	-60.1 mV	25.40 ft	100.00 ml/min
8/1/2024 9:36 AM	20:00	6.73 pH	22.93 °C	726.92 µS/cm	4.67 mg/L	2.51 NTU	-62.3 mV	25.40 ft	100.00 ml/min
8/1/2024 9:41 AM	25:00	6.74 pH	23.04 °C	723.93 µS/cm	4.33 mg/L	2.49 NTU	-56.3 mV	25.40 ft	100.00 ml/min
8/1/2024 9:46 AM	30:00	6.75 pH	23.12 °C	720.83 µS/cm	4.06 mg/L	2.21 NTU	-65.5 mV	25.40 ft	100.00 ml/min
8/1/2024 9:51 AM	35:00	6.75 pH	23.15 °C	719.23 µS/cm	3.75 mg/L	1.54 NTU	-67.0 mV	25.40 ft	100.00 ml/min
8/1/2024 9:56 AM	40:00	6.75 pH	23.15 °C	723.09 µS/cm	3.50 mg/L	2.00 NTU	-67.4 mV	25.40 ft	100.00 ml/min
8/1/2024 10:01 AM	45:00	6.76 pH	23.33 °C	720.76 µS/cm	3.26 mg/L	2.94 NTU	-68.1 mV	25.40 ft	100.00 ml/min
8/1/2024 10:06 AM	50:00	6.76 pH	23.40 °C	717.67 µS/cm	3.03 mg/L	1.67 NTU	-69.5 mV	25.40 ft	100.00 ml/min
8/1/2024 10:11 AM	55:00	6.77 pH	23.38 °C	714.14 µS/cm	2.82 mg/L	2.00 NTU	-69.7 mV	25.40 ft	100.00 ml/min
8/1/2024 10:16 AM	01:00:00	6.77 pH	23.53 °C	711.13 µS/cm	2.60 mg/L	0.41 NTU	-69.7 mV	25.40 ft	100.00 ml/min

8/1/2024 10:21 AM	01:05:00	6.77 pH	23.55 °C	708.44 µS/cm	2.42 mg/L	0.38 NTU	-70.3 mV	25.40 ft	100.00 ml/min
8/1/2024 10:26 AM	01:10:00	6.78 pH	23.52 °C	708.27 µS/cm	2.24 mg/L	0.51 NTU	-71.1 mV	25.40 ft	100.00 ml/min
8/1/2024 10:31 AM	01:15:00	6.77 pH	23.62 °C	705.42 µS/cm	2.08 mg/L	1.78 NTU	-64.6 mV	25.40 ft	100.00 ml/min
8/1/2024 10:36 AM	01:20:00	6.78 pH	23.65 °C	708.56 µS/cm	2.02 mg/L	0.95 NTU	-72.7 mV	25.40 ft	100.00 ml/min
8/1/2024 10:41 AM	01:25:00	6.79 pH	23.76 °C	705.43 µS/cm	1.89 mg/L	0.82 NTU	-67.7 mV	25.40 ft	100.00 ml/min

Samples

Sample ID:	Description:
HAM-PT-15	Grab.

CALIBRATION REPORTS

Site Name Plant Hammond

Calibrated By t. Kessler

Field Instrumentation Calibration Form

Date 8/1/2024

Field Conditions Clear, 75°

Instrument	Manufactuer/ Model	Serial Number
Water Quality Meter	Aquatroll	968202
Turbidity Meter	Lamotte	

Calibration Standard Information				
Parameter	Standard	Lot #	Date of Expiration	Brand
Specific Conductance (µS/cm)	4 490	24005593	12/24	insitu
pH (SU)	4 00	24004497	12/24	
pH (SU)	7 00	24000085	12/24	
pH (SU)	10 00	24000085	12/24	
D O (%)	N/A	—	—	
ORP (mV)	228 0	24006903	11/24	

Calibration					
Time Start		Time Finish			
Parameter	Standard	Calibration Value	Calibration Solution Temperature (°C)	Acceptance Criteria	Reference
Specific Conductance (µS/cm)	4,490	4490	27.15	± 10% of standard	EPA 2023
pH (SU)	4 00	4.0	27.09	± 0 1	GWMP
pH (SU)	7 00	7.0	26.99	± 0 1	GWMP
pH (SU)	10 00	10.00	27.14	± 0 1	GWMP
D O (%)	N/A	~~10.0~~ 100	26.20	± 10%	NA
ORP (mV)	228 0	228	26.59	± 10	EPA 2023

	Standard	Calibration Value	Acceptance Criteria	Reference
Turbidity (NTU)	0	0	± 10% of standard	EPA 2023
	1	0.95		
	10	10.0		
	—	—		

Calibration Check					
Time Start		Time Finish			
Parameter	Standard	Calibration Value	Calibration Solution Temperature (°C)	Acceptance Criteria	Reference
Specific Conductance (µS/cm)	4,490	4400	33.04	± 10% of standard	EPA 2023
pH (SU)	4 00	4.00	32.04	± 0 1	GWMP
pH (SU)	7 00	6.95	30.17	± 0 1	GWMP
pH (SU)	10 00	9.95	28.66	± 0 1	GWMP

	Standard	Calibration Value	Acceptance Criteria	Reference
Turbidity (NTU)	0	2.00	± 10% of standard	EPA 2023
	1	1.02		
	10	9.90		
	—	—		

Notes

~~HGWC-13~~
PT-07
PT-08
PT-13
PT-14
~~PT-185~~

Site Name Hammond

Calibrated By Jacob Tracy

Field Instrumentation Calibration Form

Date 7/31/2024

Field Conditions Sunny

Instrument	Manufactuer/ Model	Serial Number
Water Quality Meter	In situ	850724
Turbidity Meter	Lamotte	41 04-2025

Calibration Standard Information

Parameter	Standard	Lot #	Date of Expiration	Brand
Specific Conductance (µS/cm)	4.490	24003597	11/24	AIR
pH (SU)	4.00			
pH (SU)	7.00	24003597	11/24	AIR
pH (SU)	10.00	24000185	12/24	AIR
D.O. (%)	N/A			
ORP (mV)	228.0	24000003	12/24	AIR

Calibration

Time Start

Time Finish

Parameter	Standard	Calibration Value	Calibration Solution Temperature (°C)	Acceptance Criteria	Reference
Specific Conductance (µS/cm)	4.490	4473.9	22.3	± 10% of standard	EPA 2023
pH (SU)	4.00	3.99	22.35	± 0.1	GWMP
pH (SU)	7.00	6.97	22.24	± 0.1	GWMP
pH (SU)	10.00	9.93	22.22	± 0.1	GWMP
D.O. (%)	N/A	102.34	21.54	± 10%	NA
ORP (mV)	228.0	228.7	22.22	± 10	EPA 2023

	Standard	Calibration Value	Acceptance Criteria	Reference
Turbidity (NTU)	0	0	± 10% of standard	EPA 2023
	1	0.92		
	10	10.05		

Calibration Check

Time Start

Time Finish

Parameter	Standard	Calibration Value	Calibration Solution Temperature (°C)	Acceptance Criteria	Reference
Specific Conductance (µS/cm)	4.490			± 10% of standard	EPA 2023
pH (SU)	4.00			± 0.1	GWMP
pH (SU)	7.00			± 0.1	GWMP
pH (SU)	10.00			± 0.1	GWMP

	Standard	Calibration Value	Acceptance Criteria	Reference
Turbidity (NTU)	0	0.0	± 10% of standard	EPA 2023
	1	1.		
	10	10.6		

Notes

Site Name Hammond

Calibrated By Jacob Tracy

Field Instrumentation Calibration Form

Date 08/01/24

Field Conditions Clear

Instrument	Manufactuer/ Model	Serial Number
Water Quality Meter	In-situ	850-724
Turbidity Meter	Lamotte	4104-2623

Calibration Standard Information				
Parameter	Standard	Lot #	Date of Expiration	Brand
Specific Conductance (µS/cm)	4.490			
pH (SU)	4.00			
pH (SU)	7.00			
pH (SU)	10.00			
D.O. (%)	N/A			
ORP (mV)	228.0			

JT 08/1/24

Calibration					
Time Start		Time Finish			
Parameter	Standard	Calibration Value	Calibration Solution Temperature (°C)	Acceptance Criteria	Reference
Specific Conductance (µS/cm)	4.490	4.470	22.76	± 10% of standard	EPA 2023
pH (SU)	4.00	4.02	↓	± 0.1	GWMP
pH (SU)	7.00	7.03		± 0.1	GWMP
pH (SU)	10.00	10.02	22.96	± 0.1	GWMP
D.O. (%)	N/A		90.51	± 10%	NA
ORP (mV)	228.0	232		± 10	EPA 2023

	Standard	Calibration Value	Acceptance Criteria	Reference
Turbidity (NTU)	0	0	± 10% of standard	EPA 2023
	1	0.97		
	10	10.4		

Calibration Check					
Time Start		Time Finish			
Parameter	Standard	Calibration Value	Calibration Solution Temperature (°C)	Acceptance Criteria	Reference
Specific Conductance (µS/cm)	4.490			± 10% of standard	EPA 2023
pH (SU)	4.00			± 0.1	GWMP
pH (SU)	7.00			± 0.1	GWMP
pH (SU)	10.00			± 0.1	GWMP

	Standard	Calibration Value	Acceptance Criteria	Reference
Turbidity (NTU)	0	0	± 10% of standard	EPA 2023
	1	1.02		
	10	10.5		

Notes

August 2024

LABORATORY ANALYTICAL RESULTS

Pace Analytical Services, LLC
9800 Kincey Ave. Suite 100
Huntersville, NC 28078
(704)875-9092

August 26, 2024

Kristen Jurinko
Southern Company
241 Ralph McGill Blvd NE
Bin 10160
Atlanta, GA 30308

RE: Project: Hammond AP-1 (CA)-20240807
Pace Project No.: 92746280

Dear Kristen Jurinko:

Enclosed are the analytical results for sample(s) received by the laboratory between August 07, 2024 and August 14, 2024. The results relate only to the samples included in this report. Results reported herein conform to the applicable TNI/NELAC Standards and the laboratory's Quality Manual, where applicable, unless otherwise noted in the body of the report.

The test results provided in this final report were generated by each of the following laboratories within the Pace Network:

- Pace Analytical Services - Asheville
- Pace Analytical Services - Peachtree Corners, GA

If you have any questions concerning this report, please feel free to contact me.

Sincerely,

Bonnie Vang

Bonnie Vang
bonnie.vang@pacelabs.com
704-977-0968
Project Manager

Enclosures

cc: Kip Gray, Geosyntec
Christine Hug, Geosyntec Consultants, Inc.
Thomas Kessler, Geosyntec Consultants
Whitney Law, Geosyntec Consultants
Laura Midkiff, Southern Company
Caroline Nelson, Geosyntec Consultants, Inc
Jamie Newsome, Geosyntec Consultants
Zain Webb, Geosyntec Consultants

REPORT OF LABORATORY ANALYSIS

This report shall not be reproduced, except in full,
without the written consent of Pace Analytical Services, LLC.

Pace Analytical Services, LLC
9800 Kincey Ave. Suite 100
Huntersville, NC 28078
(704)875-9092

CERTIFICATIONS

Project: Hammond AP-1 (CA)-20240807
Pace Project No.: 92746280

Pace Analytical Services Asheville
2225 Riverside Drive, Asheville, NC 28804
Florida/NELAP Certification #: E87648
North Carolina Drinking Water Certification #: 37712
North Carolina Wastewater Certification #: 40
South Carolina Laboratory ID: 99030
South Carolina Certification #: 99030001
Virginia/VELAP Certification #: 460222

Pace Analytical Services Peachtree Corners
110 Technology Pkwy, Peachtree Corners, GA 30092
Florida DOH Certification #: E87315
Georgia DW Inorganics Certification #: 812
North Carolina Certification #: 381
South Carolina Certification #: 98011001
Virginia Certification #: 460204

This report shall not be reproduced, except in full,
without the written consent of Pace Analytical Services, LLC.

Pace Analytical Services, LLC
9800 Kincey Ave. Suite 100
Huntersville, NC 28078
(704)875-9092

SAMPLE SUMMARY

Project: Hammond AP-1 (CA)-20240807
Pace Project No.: 92746280

Lab ID	Sample ID	Matrix	Date Collected	Date Received
92746280001	**HAM-PT-09**	Water	08/06/24 11:10	08/07/24 12:25
92746280002	**HAM-PT-12**	Water	08/06/24 16:20	08/07/24 12:25
92746280003	**HAM-AP1-FD-01**	Water	08/06/24 00:00	08/07/24 12:25
92746280004	**HAM-PT-08**	Water	08/08/24 18:10	08/09/24 14:15
92746280005	**HAM-PT-11**	Water	08/07/24 10:30	08/09/24 14:15
92746280006	**HAM-PT-14**	Water	08/08/24 13:21	08/09/24 14:15
92746280007	**HAM-PT-15**	Water	08/09/24 10:10	08/12/24 12:10
92746280008	**HAM-PT-07**	Water	08/09/24 12:15	08/12/24 12:10
92746280009	**HAM-PT-13**	Water	08/09/24 14:05	08/12/24 12:10
92746280010	**HAM-AP1-EB-01**	Water	08/09/24 14:40	08/12/24 12:10
92746280011	**HAM-AP1-FB-01**	Water	08/09/24 14:50	08/12/24 12:10
92746280012	**HAM-MW-53**	Water	08/12/24 14:45	08/14/24 16:35
92746280013	**HAM-MW-54**	Water	08/12/24 12:35	08/14/24 14:40
92746282001	**HAM-PT-10**	Water	08/05/24 17:02	08/07/24 12:25

This report shall not be reproduced, except in full,
without the written consent of Pace Analytical Services, LLC.

Pace Analytical Services, LLC
9800 Kincey Ave. Suite 100
Huntersville, NC 28078
(704)875-9092

SAMPLE ANALYTE COUNT

Project: Hammond AP-1 (CA)-20240807
Pace Project No.: 92746280

Lab ID	Sample ID	Method	Analysts	Analytes Reported
92746280001	**HAM-PT-09**	EPA 6010D	MJS2	1
		EPA 6020B	CW1	2
92746280002	**HAM-PT-12**	EPA 6010D	MJS2	1
		EPA 6020B	CW1	2
92746280003	**HAM-AP1-FD-01**	EPA 6010D	MJS2	1
		EPA 6020B	CW1	3
92746280004	**HAM-PT-08**	EPA 6010D	MT1	1
		EPA 6020B	CW1	2
92746280005	**HAM-PT-11**	EPA 6010D	MT1	1
		EPA 6020B	CW1	2
92746280006	**HAM-PT-14**	EPA 6010D	MT1	1
		EPA 6020B	CW1	2
92746280007	**HAM-PT-15**	EPA 6010D	AJM	1
		EPA 6020B	CW1	2
92746280008	**HAM-PT-07**	EPA 6010D	AJM	1
		EPA 6020B	CW1	2
92746280009	**HAM-PT-13**	EPA 6010D	AJM	1
		EPA 6020B	CW1	2
92746280010	**HAM-AP1-EB-01**	EPA 6010D	AJM	1
		EPA 6020B	CW1	3
92746280011	**HAM-AP1-FB-01**	EPA 6010D	MJS2	1
		EPA 6020B	CW1	3
92746280012	**HAM-MW-53**	EPA 6010D	MJS2	5
		EPA 6020B	CW1	2
		SM 2320B-2011	SMS	3
		SM 4500-S2D-2011	JP1	1
92746280013	**HAM-MW-54**	EPA 6010D	MJS2	5
		EPA 6020B	CW1	2
		SM 2320B-2011	SMS	3
		SM 4500-S2D-2011	JP1	1
92746282001	**HAM-PT-10**	EPA 6010D	MJS2	1
		EPA 6020B	CW1	2

PASI-A = Pace Analytical Services - Asheville
PASI-GA = Pace Analytical Services - Peachtree Corners, GA

This report shall not be reproduced, except in full,
without the written consent of Pace Analytical Services, LLC.

Pace Analytical Services, LLC
9800 Kincey Ave. Suite 100
Huntersville, NC 28078
(704)875-9092

SUMMARY OF DETECTION

Project: Hammond AP-1 (CA)-20240807
Pace Project No.: 92746280

Lab Sample ID Method	Client Sample ID Parameters	Result	Units	Report Limit	Analyzed	Qualifiers
92746280001	**HAM-PT-09**					
EPA 6010D	Iron	0.31	mg/L	0.040	08/15/24 22:36	
EPA 6020B	Boron	1.1	mg/L	0.040	08/13/24 19:02	
EPA 6020B	Molybdenum	0.24	mg/L	0.010	08/13/24 19:02	
92746280002	**HAM-PT-12**					
EPA 6010D	Iron	0.33	mg/L	0.040	08/15/24 22:40	
EPA 6020B	Boron	1.1	mg/L	0.040	08/13/24 19:05	
EPA 6020B	Molybdenum	0.20	mg/L	0.010	08/13/24 19:05	
92746280003	**HAM-AP1-FD-01**					
EPA 6010D	Iron	0.28	mg/L	0.040	08/15/24 22:43	
EPA 6020B	Boron	0.052	mg/L	0.040	08/13/24 19:09	
EPA 6020B	Molybdenum	0.00067J	mg/L	0.010	08/13/24 19:09	
92746280004	**HAM-PT-08**					
EPA 6010D	Iron	16.7	mg/L	0.040	08/16/24 17:23	
EPA 6020B	Arsenic	0.32	mg/L	0.0050	08/15/24 18:43	
EPA 6020B	Boron	0.55	mg/L	0.040	08/15/24 18:43	
92746280005	**HAM-PT-11**					
EPA 6010D	Iron	0.36	mg/L	0.040	08/16/24 17:26	
EPA 6020B	Boron	1.3	mg/L	0.040	08/15/24 18:47	
EPA 6020B	Molybdenum	0.086	mg/L	0.010	08/15/24 18:47	
92746280006	**HAM-PT-14**					
EPA 6010D	Iron	17.3	mg/L	0.040	08/16/24 17:30	
EPA 6020B	Arsenic	0.22	mg/L	0.0050	08/15/24 18:51	
EPA 6020B	Boron	0.55	mg/L	0.040	08/15/24 18:51	
92746280007	**HAM-PT-15**					
EPA 6010D	Iron	14.5	mg/L	0.040	08/18/24 19:52	
EPA 6020B	Arsenic	0.43	mg/L	0.0050	08/19/24 16:56	
EPA 6020B	Boron	0.60	mg/L	0.040	08/19/24 16:56	
92746280008	**HAM-PT-07**					
EPA 6010D	Iron	18.3	mg/L	0.040	08/18/24 20:02	
EPA 6020B	Arsenic	0.21	mg/L	0.0050	08/19/24 17:00	
EPA 6020B	Boron	0.54	mg/L	0.040	08/19/24 17:00	
92746280009	**HAM-PT-13**					
EPA 6010D	Iron	24.0	mg/L	0.040	08/18/24 20:05	
EPA 6020B	Arsenic	0.26	mg/L	0.0050	08/19/24 17:04	
EPA 6020B	Boron	0.52	mg/L	0.040	08/19/24 17:04	
92746280012	**HAM-MW-53**					
EPA 6010D	Iron	0.13	mg/L	0.040	08/22/24 17:42	
EPA 6010D	Manganese	8.8	mg/L	0.040	08/22/24 17:42	
EPA 6010D	Potassium	6.9	mg/L	0.50	08/22/24 17:42	
EPA 6010D	Sodium	17.1	mg/L	1.0	08/22/24 17:42	
EPA 6010D	Magnesium	40.2	mg/L	0.050	08/22/24 17:42	
EPA 6020B	Boron	8.8	mg/L	0.040	08/21/24 17:19	

This report shall not be reproduced, except in full,
without the written consent of Pace Analytical Services, LLC.

Pace Analytical Services, LLC
9800 Kincey Ave. Suite 100
Huntersville, NC 28078
(704)875-9092

SUMMARY OF DETECTION

Project: Hammond AP-1 (CA)-20240807
Pace Project No.: 92746280

Lab Sample ID Method	Client Sample ID Parameters	Result	Units	Report Limit	Analyzed	Qualifiers
92746280013	**HAM-MW-54**					
EPA 6010D	Iron	0.11	mg/L	0.040	08/22/24 17:53	
EPA 6010D	Manganese	8.6	mg/L	0.040	08/22/24 17:53	
EPA 6010D	Potassium	6.4	mg/L	0.50	08/22/24 17:53	
EPA 6010D	Sodium	15.8	mg/L	1.0	08/22/24 17:53	
EPA 6010D	Magnesium	37.8	mg/L	0.050	08/22/24 17:53	
EPA 6020B	Arsenic	0.0077	mg/L	0.0050	08/21/24 17:30	
EPA 6020B	Boron	8.8	mg/L	0.040	08/21/24 17:30	
92746282001	**HAM-PT-10**					
EPA 6010D	Iron	0.11	mg/L	0.040	08/15/24 22:47	
EPA 6020B	Boron	0.015J	mg/L	0.040	08/13/24 19:20	

This report shall not be reproduced, except in full,
without the written consent of Pace Analytical Services, LLC.

Pace Analytical Services, LLC
9800 Kincey Ave. Suite 100
Huntersville, NC 28078
(704)875-9092

ANALYTICAL RESULTS

Project: Hammond AP-1 (CA)-20240807
Pace Project No.: 92746280

Sample: HAM-PT-09 **Lab ID: 92746280001** Collected: 08/06/24 11:10 Received: 08/07/24 12:25 Matrix: Water

Parameters	Results	Units	Report Limit	MDL	DF	Prepared	Analyzed	CAS No.	Qual
6010D ATL ICP	Analytical Method: EPA 6010D Preparation Method: EPA 3010A Pace Analytical Services - Peachtree Corners, GA								
Iron	**0.31**	mg/L	0.040	0.025	1	08/09/24 11:23	08/15/24 22:36	7439-89-6	
6020 MET ICPMS	Analytical Method: EPA 6020B Preparation Method: EPA 3005A Pace Analytical Services - Peachtree Corners, GA								
Boron	**1.1**	mg/L	0.040	0.012	1	08/08/24 10:02	08/13/24 19:02	7440-42-8	
Molybdenum	**0.24**	mg/L	0.010	0.00062	1	08/08/24 10:02	08/13/24 19:02	7439-98-7	

This report shall not be reproduced, except in full,
without the written consent of Pace Analytical Services, LLC.

Pace Analytical Services, LLC
9800 Kincey Ave. Suite 100
Huntersville, NC 28078
(704)875-9092

ANALYTICAL RESULTS

Project: Hammond AP-1 (CA)-20240807
Pace Project No.: 92746280

Sample: HAM-PT-12 **Lab ID: 92746280002** Collected: 08/06/24 16:20 Received: 08/07/24 12:25 Matrix: Water

Parameters	Results	Units	Report Limit	MDL	DF	Prepared	Analyzed	CAS No.	Qual
6010D ATL ICP	Analytical Method: EPA 6010D Preparation Method: EPA 3010A Pace Analytical Services - Peachtree Corners, GA								
Iron	**0.33**	mg/L	0.040	0.025	1	08/09/24 11:23	08/15/24 22:40	7439-89-6	
6020 MET ICPMS	Analytical Method: EPA 6020B Preparation Method: EPA 3005A Pace Analytical Services - Peachtree Corners, GA								
Boron	**1.1**	mg/L	0.040	0.012	1	08/08/24 10:02	08/13/24 19:05	7440-42-8	
Molybdenum	**0.20**	mg/L	0.010	0.00062	1	08/08/24 10:02	08/13/24 19:05	7439-98-7	

This report shall not be reproduced, except in full,
without the written consent of Pace Analytical Services, LLC.

Pace Analytical Services, LLC
9800 Kincey Ave. Suite 100
Huntersville, NC 28078
(704)875-9092

ANALYTICAL RESULTS

Project: Hammond AP-1 (CA)-20240807
Pace Project No.: 92746280

Sample: HAM-AP1-FD-01 **Lab ID: 92746280003** Collected: 08/06/24 00:00 Received: 08/07/24 12:25 Matrix: Water

Parameters	Results	Units	Report Limit	MDL	DF	Prepared	Analyzed	CAS No.	Qual
6010D ATL ICP	Analytical Method: EPA 6010D Preparation Method: EPA 3010A Pace Analytical Services - Peachtree Corners, GA								
Iron	**0.28**	mg/L	0.040	0.025	1	08/09/24 11:23	08/15/24 22:43	7439-89-6	
6020 MET ICPMS	Analytical Method: EPA 6020B Preparation Method: EPA 3005A Pace Analytical Services - Peachtree Corners, GA								
Arsenic	ND	mg/L	0.0050	0.00084	1	08/08/24 10:02	08/13/24 19:09	7440-38-2	
Boron	**0.052**	mg/L	0.040	0.012	1	08/08/24 10:02	08/13/24 19:09	7440-42-8	
Molybdenum	**0.00067J**	mg/L	0.010	0.00062	1	08/08/24 10:02	08/13/24 19:09	7439-98-7	

This report shall not be reproduced, except in full,
without the written consent of Pace Analytical Services, LLC.

Pace Analytical Services, LLC
9800 Kincey Ave. Suite 100
Huntersville, NC 28078
(704)875-9092

ANALYTICAL RESULTS

Project: Hammond AP-1 (CA)-20240807
Pace Project No.: 92746280

Sample: HAM-PT-08 **Lab ID: 92746280004** Collected: 08/08/24 18:10 Received: 08/09/24 14:15 Matrix: Water

Parameters	Results	Units	Report Limit	MDL	DF	Prepared	Analyzed	CAS No.	Qual
6010D ATL ICP	Analytical Method: EPA 6010D Preparation Method: EPA 3010A Pace Analytical Services - Peachtree Corners, GA								
Iron	**16.7**	mg/L	0.040	0.025	1	08/15/24 17:37	08/16/24 17:23	7439-89-6	
6020 MET ICPMS	Analytical Method: EPA 6020B Preparation Method: EPA 3005A Pace Analytical Services - Peachtree Corners, GA								
Arsenic	**0.32**	mg/L	0.0050	0.00084	1	08/15/24 12:41	08/15/24 18:43	7440-38-2	
Boron	**0.55**	mg/L	0.040	0.012	1	08/15/24 12:41	08/15/24 18:43	7440-42-8	

This report shall not be reproduced, except in full,
without the written consent of Pace Analytical Services, LLC.

Pace Analytical Services, LLC
9800 Kincey Ave. Suite 100
Huntersville, NC 28078
(704)875-9092

ANALYTICAL RESULTS

Project: Hammond AP-1 (CA)-20240807
Pace Project No.: 92746280

Sample: HAM-PT-11 **Lab ID: 92746280005** Collected: 08/07/24 10:30 Received: 08/09/24 14:15 Matrix: Water

Parameters	Results	Units	Report Limit	MDL	DF	Prepared	Analyzed	CAS No.	Qual
6010D ATL ICP	Analytical Method: EPA 6010D Preparation Method: EPA 3010A Pace Analytical Services - Peachtree Corners, GA								
Iron	**0.36**	mg/L	0.040	0.025	1	08/15/24 17:37	08/16/24 17:26	7439-89-6	
6020 MET ICPMS	Analytical Method: EPA 6020B Preparation Method: EPA 3005A Pace Analytical Services - Peachtree Corners, GA								
Boron	**1.3**	mg/L	0.040	0.012	1	08/15/24 12:41	08/15/24 18:47	7440-42-8	
Molybdenum	**0.086**	mg/L	0.010	0.00062	1	08/15/24 12:41	08/15/24 18:47	7439-98-7	

This report shall not be reproduced, except in full,
without the written consent of Pace Analytical Services, LLC.

Pace Analytical Services, LLC
9800 Kincey Ave. Suite 100
Huntersville, NC 28078
(704)875-9092

ANALYTICAL RESULTS

Project: Hammond AP-1 (CA)-20240807
Pace Project No.: 92746280

Sample: HAM-PT-14 **Lab ID: 92746280006** Collected: 08/08/24 13:21 Received: 08/09/24 14:15 Matrix: Water

Parameters	Results	Units	Report Limit	MDL	DF	Prepared	Analyzed	CAS No.	Qual
6010D ATL ICP	Analytical Method: EPA 6010D Preparation Method: EPA 3010A Pace Analytical Services - Peachtree Corners, GA								
Iron	**17.3**	mg/L	0.040	0.025	1	08/15/24 17:37	08/16/24 17:30	7439-89-6	
6020 MET ICPMS	Analytical Method: EPA 6020B Preparation Method: EPA 3005A Pace Analytical Services - Peachtree Corners, GA								
Arsenic	**0.22**	mg/L	0.0050	0.00084	1	08/15/24 12:41	08/15/24 18:51	7440-38-2	
Boron	**0.55**	mg/L	0.040	0.012	1	08/15/24 12:41	08/15/24 18:51	7440-42-8	

This report shall not be reproduced, except in full,
without the written consent of Pace Analytical Services, LLC.

Pace Analytical Services, LLC
9800 Kincey Ave. Suite 100
Huntersville, NC 28078
(704)875-9092

ANALYTICAL RESULTS

Project: Hammond AP-1 (CA)-20240807
Pace Project No.: 92746280

Sample: HAM-PT-15 **Lab ID: 92746280007** Collected: 08/09/24 10:10 Received: 08/12/24 12:10 Matrix: Water

Parameters	Results	Units	Report Limit	MDL	DF	Prepared	Analyzed	CAS No.	Qual
6010D ATL ICP	Analytical Method: EPA 6010D Preparation Method: EPA 3010A Pace Analytical Services - Peachtree Corners, GA								
Iron	**14.5**	mg/L	0.040	0.025	1	08/16/24 15:57	08/18/24 19:52	7439-89-6	
6020 MET ICPMS	Analytical Method: EPA 6020B Preparation Method: EPA 3005A Pace Analytical Services - Peachtree Corners, GA								
Arsenic	**0.43**	mg/L	0.0050	0.00084	1	08/15/24 13:30	08/19/24 16:56	7440-38-2	
Boron	**0.60**	mg/L	0.040	0.012	1	08/15/24 13:30	08/19/24 16:56	7440-42-8	

This report shall not be reproduced, except in full,
without the written consent of Pace Analytical Services, LLC.

Pace Analytical Services, LLC
9800 Kincey Ave. Suite 100
Huntersville, NC 28078
(704)875-9092

ANALYTICAL RESULTS

Project: Hammond AP-1 (CA)-20240807
Pace Project No.: 92746280

Sample: HAM-PT-07 **Lab ID: 92746280008** Collected: 08/09/24 12:15 Received: 08/12/24 12:10 Matrix: Water

Parameters	Results	Units	Report Limit	MDL	DF	Prepared	Analyzed	CAS No.	Qual
6010D ATL ICP	Analytical Method: EPA 6010D Preparation Method: EPA 3010A Pace Analytical Services - Peachtree Corners, GA								
Iron	**18.3**	mg/L	0.040	0.025	1	08/16/24 15:57	08/18/24 20:02	7439-89-6	
6020 MET ICPMS	Analytical Method: EPA 6020B Preparation Method: EPA 3005A Pace Analytical Services - Peachtree Corners, GA								
Arsenic	**0.21**	mg/L	0.0050	0.00084	1	08/15/24 13:30	08/19/24 17:00	7440-38-2	
Boron	**0.54**	mg/L	0.040	0.012	1	08/15/24 13:30	08/19/24 17:00	7440-42-8	

This report shall not be reproduced, except in full,
without the written consent of Pace Analytical Services, LLC.

Pace Analytical Services, LLC
9800 Kincey Ave. Suite 100
Huntersville, NC 28078
(704)875-9092

ANALYTICAL RESULTS

Project: Hammond AP-1 (CA)-20240807
Pace Project No.: 92746280

Sample: HAM-PT-13 **Lab ID: 92746280009** Collected: 08/09/24 14:05 Received: 08/12/24 12:10 Matrix: Water

Parameters	Results	Units	Report Limit	MDL	DF	Prepared	Analyzed	CAS No.	Qual
6010D ATL ICP	Analytical Method: EPA 6010D Preparation Method: EPA 3010A Pace Analytical Services - Peachtree Corners, GA								
Iron	**24.0**	mg/L	0.040	0.025	1	08/16/24 15:57	08/18/24 20:05	7439-89-6	
6020 MET ICPMS	Analytical Method: EPA 6020B Preparation Method: EPA 3005A Pace Analytical Services - Peachtree Corners, GA								
Arsenic	**0.26**	mg/L	0.0050	0.00084	1	08/15/24 13:30	08/19/24 17:04	7440-38-2	
Boron	**0.52**	mg/L	0.040	0.012	1	08/15/24 13:30	08/19/24 17:04	7440-42-8	

This report shall not be reproduced, except in full,
without the written consent of Pace Analytical Services, LLC.

Pace Analytical Services, LLC
9800 Kincey Ave. Suite 100
Huntersville, NC 28078
(704)875-9092

ANALYTICAL RESULTS

Project: Hammond AP-1 (CA)-20240807
Pace Project No.: 92746280

Sample: HAM-AP1-EB-01 **Lab ID: 92746280010** Collected: 08/09/24 14:40 Received: 08/12/24 12:10 Matrix: Water

Parameters	Results	Units	Report Limit	MDL	DF	Prepared	Analyzed	CAS No.	Qual
6010D ATL ICP	Analytical Method: EPA 6010D Preparation Method: EPA 3010A Pace Analytical Services - Peachtree Corners, GA								
Iron	ND	mg/L	0.040	0.025	1	08/16/24 15:57	08/18/24 20:11	7439-89-6	
6020 MET ICPMS	Analytical Method: EPA 6020B Preparation Method: EPA 3005A Pace Analytical Services - Peachtree Corners, GA								
Arsenic	ND	mg/L	0.0050	0.00084	1	08/15/24 13:30	08/19/24 17:08	7440-38-2	
Boron	ND	mg/L	0.040	0.012	1	08/15/24 13:30	08/19/24 17:08	7440-42-8	
Molybdenum	ND	mg/L	0.010	0.00062	1	08/15/24 13:30	08/19/24 17:08	7439-98-7	

This report shall not be reproduced, except in full,
without the written consent of Pace Analytical Services, LLC.

Pace Analytical Services, LLC
9800 Kincey Ave. Suite 100
Huntersville, NC 28078
(704)875-9092

ANALYTICAL RESULTS

Project: Hammond AP-1 (CA)-20240807
Pace Project No.: 92746280

Sample: HAM-AP1-FB-01 **Lab ID: 92746280011** Collected: 08/09/24 14:50 Received: 08/12/24 12:10 Matrix: Water

Parameters	Results	Units	Report Limit	MDL	DF	Prepared	Analyzed	CAS No.	Qual
6010D ATL ICP	Analytical Method: EPA 6010D Preparation Method: EPA 3010A Pace Analytical Services - Peachtree Corners, GA								
Iron	ND	mg/L	0.040	0.025	1	08/21/24 13:18	08/22/24 14:21	7439-89-6	
6020 MET ICPMS	Analytical Method: EPA 6020B Preparation Method: EPA 3005A Pace Analytical Services - Peachtree Corners, GA								
Arsenic	ND	mg/L	0.0050	0.00084	1	08/15/24 13:30	08/19/24 17:22	7440-38-2	
Boron	ND	mg/L	0.040	0.012	1	08/15/24 13:30	08/19/24 17:22	7440-42-8	
Molybdenum	ND	mg/L	0.010	0.00062	1	08/15/24 13:30	08/19/24 17:22	7439-98-7	

This report shall not be reproduced, except in full,
without the written consent of Pace Analytical Services, LLC.

Pace Analytical Services, LLC
9800 Kincey Ave. Suite 100
Huntersville, NC 28078
(704)875-9092

ANALYTICAL RESULTS

Project: Hammond AP-1 (CA)-20240807
Pace Project No.: 92746280

Sample: HAM-MW-53 **Lab ID: 92746280012** Collected: 08/12/24 14:45 Received: 08/14/24 16:35 Matrix: Water

Parameters	Results	Units	Report Limit	MDL	DF	Prepared	Analyzed	CAS No.	Qual
6010D ATL ICP	Analytical Method: EPA 6010D Preparation Method: EPA 3010A Pace Analytical Services - Peachtree Corners, GA								
Iron	**0.13**	mg/L	0.040	0.025	1	08/21/24 13:41	08/22/24 17:42	7439-89-6	
Manganese	**8.8**	mg/L	0.040	0.011	1	08/21/24 13:41	08/22/24 17:42	7439-96-5	
Potassium	**6.9**	mg/L	0.50	0.15	1	08/21/24 13:41	08/22/24 17:42	7440-09-7	
Sodium	**17.1**	mg/L	1.0	0.58	1	08/21/24 13:41	08/22/24 17:42	7440-23-5	
Magnesium	**40.2**	mg/L	0.050	0.012	1	08/21/24 13:41	08/22/24 17:42	7439-95-4	
6020 MET ICPMS	Analytical Method: EPA 6020B Preparation Method: EPA 3005A Pace Analytical Services - Peachtree Corners, GA								
Boron	**8.8**	mg/L	0.040	0.012	1	08/17/24 10:09	08/21/24 17:19	7440-42-8	
Molybdenum	ND	mg/L	0.010	0.00062	1	08/17/24 10:09	08/21/24 17:19	7439-98-7	
2320B Alkalinity	Analytical Method: SM 2320B-2011 Pace Analytical Services - Asheville								
Alkalinity,Bicarbonate (CaCO3)	ND	mg/L	5.0	5.0	1		08/15/24 20:52		
Alkalinity,Carbonate (CaCO3)	ND	mg/L	5.0	5.0	1		08/15/24 20:52		
Alkalinity, Total as CaCO3	ND	mg/L	5.0	5.0	1		08/15/24 20:52		
4500S2D Sulfide Water	Analytical Method: SM 4500-S2D-2011 Pace Analytical Services - Asheville								
Sulfide	ND	mg/L	0.10	0.022	1		08/17/24 04:13	18496-25-8	M1

This report shall not be reproduced, except in full,
without the written consent of Pace Analytical Services, LLC.

Pace Analytical Services, LLC
9800 Kincey Ave. Suite 100
Huntersville, NC 28078
(704)875-9092

ANALYTICAL RESULTS

Project: Hammond AP-1 (CA)-20240807
Pace Project No.: 92746280

Sample: HAM-MW-54 **Lab ID: 92746280013** Collected: 08/12/24 12:35 Received: 08/14/24 14:40 Matrix: Water

Parameters	Results	Units	Report Limit	MDL	DF	Prepared	Analyzed	CAS No.	Qual
6010D ATL ICP	Analytical Method: EPA 6010D Preparation Method: EPA 3010A Pace Analytical Services - Peachtree Corners, GA								
Iron	**0.11**	mg/L	0.040	0.025	1	08/21/24 13:41	08/22/24 17:53	7439-89-6	
Manganese	**8.6**	mg/L	0.040	0.011	1	08/21/24 13:41	08/22/24 17:53	7439-96-5	
Potassium	**6.4**	mg/L	0.50	0.15	1	08/21/24 13:41	08/22/24 17:53	7440-09-7	
Sodium	**15.8**	mg/L	1.0	0.58	1	08/21/24 13:41	08/22/24 17:53	7440-23-5	
Magnesium	**37.8**	mg/L	0.050	0.012	1	08/21/24 13:41	08/22/24 17:53	7439-95-4	
6020 MET ICPMS	Analytical Method: EPA 6020B Preparation Method: EPA 3005A Pace Analytical Services - Peachtree Corners, GA								
Arsenic	**0.0077**	mg/L	0.0050	0.00084	1	08/17/24 10:09	08/21/24 17:30	7440-38-2	
Boron	**8.8**	mg/L	0.040	0.012	1	08/17/24 10:09	08/21/24 17:30	7440-42-8	
2320B Alkalinity	Analytical Method: SM 2320B-2011 Pace Analytical Services - Asheville								
Alkalinity,Bicarbonate (CaCO3)	ND	mg/L	5.0	5.0	1		08/15/24 20:55		
Alkalinity,Carbonate (CaCO3)	ND	mg/L	5.0	5.0	1		08/15/24 20:55		
Alkalinity, Total as CaCO3	ND	mg/L	5.0	5.0	1		08/15/24 20:55		
4500S2D Sulfide Water	Analytical Method: SM 4500-S2D-2011 Pace Analytical Services - Asheville								
Sulfide	ND	mg/L	0.10	0.022	1		08/17/24 04:15	18496-25-8	

This report shall not be reproduced, except in full,
without the written consent of Pace Analytical Services, LLC.

Pace Analytical Services, LLC
9800 Kincey Ave. Suite 100
Huntersville, NC 28078
(704)875-9092

ANALYTICAL RESULTS

Project: Hammond AP-1 (CA)-20240807
Pace Project No.: 92746280

Sample: HAM-PT-10 **Lab ID: 92746282001** Collected: 08/05/24 17:02 Received: 08/07/24 12:25 Matrix: Water

Parameters	Results	Units	Report Limit	MDL	DF	Prepared	Analyzed	CAS No.	Qual
6010D ATL ICP	Analytical Method: EPA 6010D Preparation Method: EPA 3010A Pace Analytical Services - Peachtree Corners, GA								
Iron	**0.11**	mg/L	0.040	0.025	1	08/09/24 11:23	08/15/24 22:47	7439-89-6	
6020 MET ICPMS	Analytical Method: EPA 6020B Preparation Method: EPA 3005A Pace Analytical Services - Peachtree Corners, GA								
Boron	**0.015J**	mg/L	0.040	0.012	1	08/08/24 10:02	08/13/24 19:20	7440-42-8	
Molybdenum	ND	mg/L	0.010	0.00062	1	08/08/24 10:02	08/13/24 19:20	7439-98-7	

This report shall not be reproduced, except in full,
without the written consent of Pace Analytical Services, LLC.

Pace Analytical Services, LLC
9800 Kincey Ave. Suite 100
Huntersville, NC 28078
(704)875-9092

QUALITY CONTROL DATA

Project: Hammond AP-1 (CA)-20240807
Pace Project No.: 92746280

QC Batch: 874538
QC Batch Method: EPA 3010A
Analysis Method: EPA 6010D
Analysis Description: 6010D ATL
Laboratory: Pace Analytical Services - Peachtree Corners, GA
Associated Lab Samples: 92746280001, 92746280002, 92746280003, 92746282001

METHOD BLANK: 4505177 Matrix: Water
Associated Lab Samples: 92746280001, 92746280002, 92746280003, 92746282001

Parameter	Units	Blank Result	Reporting Limit	MDL	Analyzed	Qualifiers
Iron	mg/L	ND	0.040	0.025	08/15/24 21:56	

LABORATORY CONTROL SAMPLE: 4505178

Parameter	Units	Spike Conc.	LCS Result	LCS % Rec	% Rec Limits	Qualifiers
Iron	mg/L	1	1.0	105	80-120	

MATRIX SPIKE & MATRIX SPIKE DUPLICATE: 4505179 4505180

Parameter	Units	92746435001 Result	MS Spike Conc.	MSD Spike Conc.	MS Result	MSD Result	MS % Rec	MSD % Rec	% Rec Limits	RPD	Max RPD	Qual
Iron	mg/L	242 ug/L	1	1	1.3	1.2	101	100	75-125	1	20	

Results presented on this page are in the units indicated by the "Units" column except where an alternate unit is presented to the right of the result.

REPORT OF LABORATORY ANALYSIS

This report shall not be reproduced, except in full,
without the written consent of Pace Analytical Services, LLC.

Pace Analytical Services, LLC
9800 Kincey Ave. Suite 100
Huntersville, NC 28078
(704)875-9092

QUALITY CONTROL DATA

Project: Hammond AP-1 (CA)-20240807
Pace Project No.: 92746280

QC Batch: 875958
QC Batch Method: EPA 3010A
Analysis Method: EPA 6010D
Analysis Description: 6010D ATL
Laboratory: Pace Analytical Services - Peachtree Corners, GA
Associated Lab Samples: 92746280004, 92746280005, 92746280006

METHOD BLANK: 4512108
Matrix: Water
Associated Lab Samples: 92746280004, 92746280005, 92746280006

Parameter	Units	Blank Result	Reporting Limit	MDL	Analyzed	Qualifiers
Iron	mg/L	ND	0.040	0.025	08/16/24 15:49	

LABORATORY CONTROL SAMPLE: 4512109

Parameter	Units	Spike Conc.	LCS Result	LCS % Rec	% Rec Limits	Qualifiers
Iron	mg/L	1	0.98	98	80-120	

MATRIX SPIKE & MATRIX SPIKE DUPLICATE: 4512110 4512111

Parameter	Units	92746891009 Result	MS Spike Conc.	MSD Spike Conc.	MS Result	MSD Result	MS % Rec	MSD % Rec	% Rec Limits	RPD	Max RPD	Qual
Iron	mg/L	2.7	1	1	3.6	3.5	98	83	75-125	4	20	

Results presented on this page are in the units indicated by the "Units" column except where an alternate unit is presented to the right of the result.

REPORT OF LABORATORY ANALYSIS

This report shall not be reproduced, except in full,
without the written consent of Pace Analytical Services, LLC.

Pace Analytical Services, LLC
9800 Kincey Ave. Suite 100
Huntersville, NC 28078
(704)875-9092

QUALITY CONTROL DATA

Project: Hammond AP-1 (CA)-20240807
Pace Project No.: 92746280

QC Batch: 876300
QC Batch Method: EPA 3010A
Analysis Method: EPA 6010D
Analysis Description: 6010D ATL
Laboratory: Pace Analytical Services - Peachtree Corners, GA
Associated Lab Samples: 92746280007, 92746280008, 92746280009, 92746280010

METHOD BLANK: 4514148 Matrix: Water
Associated Lab Samples: 92746280007, 92746280008, 92746280009, 92746280010

Parameter	Units	Blank Result	Reporting Limit	MDL	Analyzed	Qualifiers
Iron	mg/L	ND	0.040	0.025	08/18/24 18:19	

LABORATORY CONTROL SAMPLE: 4514149

Parameter	Units	Spike Conc.	LCS Result	LCS % Rec	% Rec Limits	Qualifiers
Iron	mg/L	1	1.1	106	80-120	

MATRIX SPIKE & MATRIX SPIKE DUPLICATE: 4514150 4514151

Parameter	Units	92746288005 Result	MS Spike Conc.	MSD Spike Conc.	MS Result	MSD Result	MS % Rec	MSD % Rec	% Rec Limits	RPD	Max RPD	Qual
Iron	mg/L	2.8	1	1	3.8	3.9	99	112	75-125	3	20	

Results presented on this page are in the units indicated by the "Units" column except where an alternate unit is presented to the right of the result.

REPORT OF LABORATORY ANALYSIS

This report shall not be reproduced, except in full,
without the written consent of Pace Analytical Services, LLC.

Pace Analytical Services, LLC
9800 Kincey Ave. Suite 100
Huntersville, NC 28078
(704)875-9092

QUALITY CONTROL DATA

Project: Hammond AP-1 (CA)-20240807
Pace Project No.: 92746280

QC Batch: 877200
QC Batch Method: EPA 3010A
Analysis Method: EPA 6010D
Analysis Description: 6010D ATL
Laboratory: Pace Analytical Services - Peachtree Corners, GA
Associated Lab Samples: 92746280011

METHOD BLANK: 4518173 Matrix: Water
Associated Lab Samples: 92746280011

Parameter	Units	Blank Result	Reporting Limit	MDL	Analyzed	Qualifiers
Iron	mg/L	ND	0.040	0.025	08/22/24 14:14	

LABORATORY CONTROL SAMPLE: 4518174

Parameter	Units	Spike Conc.	LCS Result	LCS % Rec	% Rec Limits	Qualifiers
Iron	mg/L	1	1.2	115	80-120	

MATRIX SPIKE & MATRIX SPIKE DUPLICATE: 4518175 4518176

Parameter	Units	92747047001 Result	MS Spike Conc.	MSD Spike Conc.	MS Result	MSD Result	MS % Rec	MSD % Rec	% Rec Limits	RPD	Max RPD	Qual
Iron	mg/L	2.1	1	1	3.1	3.1	107	105	75-125	0	20	

Results presented on this page are in the units indicated by the "Units" column except where an alternate unit is presented to the right of the result.

This report shall not be reproduced, except in full,
without the written consent of Pace Analytical Services, LLC.

Pace Analytical Services, LLC
9800 Kincey Ave. Suite 100
Huntersville, NC 28078
(704)875-9092

QUALITY CONTROL DATA

Project: Hammond AP-1 (CA)-20240807
Pace Project No.: 92746280

QC Batch: 877202
QC Batch Method: EPA 3010A
Analysis Method: EPA 6010D
Analysis Description: 6010D ATL
Laboratory: Pace Analytical Services - Peachtree Corners, GA
Associated Lab Samples: 92746280012, 92746280013

METHOD BLANK: 4518182
Matrix: Water
Associated Lab Samples: 92746280012, 92746280013

Parameter	Units	Blank Result	Reporting Limit	MDL	Analyzed	Qualifiers
Iron	mg/L	ND	0.040	0.025	08/22/24 16:05	
Magnesium	mg/L	ND	0.050	0.012	08/22/24 16:05	
Manganese	mg/L	ND	0.040	0.011	08/22/24 16:05	
Potassium	mg/L	ND	0.50	0.15	08/22/24 16:05	
Sodium	mg/L	ND	1.0	0.58	08/22/24 16:05	

LABORATORY CONTROL SAMPLE: 4518183

Parameter	Units	Spike Conc.	LCS Result	LCS % Rec	% Rec Limits	Qualifiers
Iron	mg/L	1	1.2	119	80-120	
Magnesium	mg/L	1	1.2	118	80-120	
Manganese	mg/L	1	1.1	110	80-120	
Potassium	mg/L	1	1.1	113	80-120	
Sodium	mg/L	1	1.2	116	80-120	

MATRIX SPIKE & MATRIX SPIKE DUPLICATE: 4518184 4518185

Parameter	Units	92746783017 Result	MS Spike Conc.	MSD Spike Conc.	MS Result	MSD Result	MS % Rec	MSD % Rec	% Rec Limits	RPD	Max RPD	Qual
Iron	mg/L	ND	1	1	1.1	1.1	111	110	75-125	2	20	
Magnesium	mg/L	7.0	1	1	8.1	8.1	107	110	75-125	0	20	
Manganese	mg/L	ND	1	1	1.1	1.1	107	108	75-125	0	20	
Potassium	mg/L	1.8	1	1	2.8	2.8	104	103	75-125	0	20	
Sodium	mg/L	1.9	1	1	2.9	3.0	105	112	75-125	3	20	

Results presented on this page are in the units indicated by the "Units" column except where an alternate unit is presented to the right of the result.

This report shall not be reproduced, except in full,
without the written consent of Pace Analytical Services, LLC.

Pace Analytical Services, LLC
9800 Kincey Ave. Suite 100
Huntersville, NC 28078
(704)875-9092

QUALITY CONTROL DATA

Project: Hammond AP-1 (CA)-20240807
Pace Project No.: 92746280

QC Batch: 874191
QC Batch Method: EPA 3005A
Analysis Method: EPA 6020B
Analysis Description: 6020 MET
Laboratory: Pace Analytical Services - Peachtree Corners, GA
Associated Lab Samples: 92746280001, 92746280002, 92746280003, 92746282001

METHOD BLANK: 4503331
Matrix: Water
Associated Lab Samples: 92746280001, 92746280002, 92746280003, 92746282001

Parameter	Units	Blank Result	Reporting Limit	MDL	Analyzed	Qualifiers
Arsenic	mg/L	ND	0.0050	0.00084	08/13/24 17:51	
Boron	mg/L	ND	0.040	0.012	08/13/24 17:51	
Molybdenum	mg/L	ND	0.010	0.00062	08/13/24 17:51	

LABORATORY CONTROL SAMPLE: 4503332

Parameter	Units	Spike Conc.	LCS Result	LCS % Rec	% Rec Limits	Qualifiers
Arsenic	mg/L	0.1	0.095	95	80-120	
Boron	mg/L	1	0.92	92	80-120	
Molybdenum	mg/L	0.1	0.099	99	80-120	

MATRIX SPIKE & MATRIX SPIKE DUPLICATE: 4503333 4503334

Parameter	Units	92745465009 Result	MS Spike Conc.	MSD Spike Conc.	MS Result	MSD Result	MS % Rec	MSD % Rec	% Rec Limits	RPD	Max RPD	Qual
Arsenic	mg/L	ND	0.1	0.1	0.098	0.097	98	97	75-125	1	20	
Boron	mg/L	ND	1	1	0.95	0.96	95	96	75-125	1	20	
Molybdenum	mg/L	ND	0.1	0.1	0.099	0.10	99	99	75-125	1	20	

Results presented on this page are in the units indicated by the "Units" column except where an alternate unit is presented to the right of the result.

This report shall not be reproduced, except in full,
without the written consent of Pace Analytical Services, LLC.

Pace Analytical Services, LLC
9800 Kincey Ave. Suite 100
Huntersville, NC 28078
(704)875-9092

QUALITY CONTROL DATA

Project: Hammond AP-1 (CA)-20240807
Pace Project No.: 92746280

QC Batch: 875890
QC Batch Method: EPA 3005A
Analysis Method: EPA 6020B
Analysis Description: 6020 MET
Laboratory: Pace Analytical Services - Peachtree Corners, GA
Associated Lab Samples: 92746280004, 92746280005, 92746280006

METHOD BLANK: 4511665
Matrix: Water
Associated Lab Samples: 92746280004, 92746280005, 92746280006

Parameter	Units	Blank Result	Reporting Limit	MDL	Analyzed	Qualifiers
Arsenic	mg/L	ND	0.0050	0.00084	08/15/24 17:33	
Boron	mg/L	ND	0.040	0.012	08/15/24 17:33	
Molybdenum	mg/L	ND	0.010	0.00062	08/15/24 17:33	

LABORATORY CONTROL SAMPLE: 4511666

Parameter	Units	Spike Conc.	LCS Result	LCS % Rec	% Rec Limits	Qualifiers
Arsenic	mg/L	0.1	0.098	98	80-120	
Boron	mg/L	1	0.95	95	80-120	
Molybdenum	mg/L	0.1	0.10	100	80-120	

MATRIX SPIKE & MATRIX SPIKE DUPLICATE: 4511667 4511668

Parameter	Units	92746891014 Result	MS Spike Conc.	MSD Spike Conc.	MS Result	MSD Result	MS % Rec	MSD % Rec	% Rec Limits	RPD	Max RPD	Qual
Arsenic	mg/L	ND	0.1	0.1	0.098	0.10	98	100	75-125	2	20	
Boron	mg/L	0.61	1	1	1.6	1.6	99	100	75-125	1	20	
Molybdenum	mg/L	0.046	0.1	0.1	0.14	0.14	99	99	75-125	0	20	

Results presented on this page are in the units indicated by the "Units" column except where an alternate unit is presented to the right of the result.

This report shall not be reproduced, except in full,
without the written consent of Pace Analytical Services, LLC.

Pace Analytical Services, LLC
9800 Kincey Ave. Suite 100
Huntersville, NC 28078
(704)875-9092

QUALITY CONTROL DATA

Project: Hammond AP-1 (CA)-20240807
Pace Project No.: 92746280

QC Batch: 875892
QC Batch Method: EPA 3005A
Analysis Method: EPA 6020B
Analysis Description: 6020 MET
Laboratory: Pace Analytical Services - Peachtree Corners, GA
Associated Lab Samples: 92746280007, 92746280008, 92746280009, 92746280010, 92746280011

METHOD BLANK: 4511675
Matrix: Water
Associated Lab Samples: 92746280007, 92746280008, 92746280009, 92746280010, 92746280011

Parameter	Units	Blank Result	Reporting Limit	MDL	Analyzed	Qualifiers
Arsenic	mg/L	ND	0.0050	0.00084	08/19/24 15:35	
Boron	mg/L	ND	0.040	0.012	08/19/24 15:35	
Molybdenum	mg/L	ND	0.010	0.00062	08/19/24 15:35	

LABORATORY CONTROL SAMPLE: 4511676

Parameter	Units	Spike Conc.	LCS Result	LCS % Rec	% Rec Limits	Qualifiers
Arsenic	mg/L	0.1	0.099	99	80-120	
Boron	mg/L	1	0.96	96	80-120	
Molybdenum	mg/L	0.1	0.10	103	80-120	

MATRIX SPIKE & MATRIX SPIKE DUPLICATE: 4511677 4511678

Parameter	Units	92746288009 Result	MS Spike Conc.	MSD Spike Conc.	MS Result	MSD Result	MS % Rec	MSD % Rec	% Rec Limits	RPD	Max RPD	Qual
Arsenic	mg/L	ND	0.1	0.1	0.10	0.10	101	103	75-125	2	20	
Boron	mg/L	0.59	1	1	1.6	1.6	101	105	75-125	2	20	
Molybdenum	mg/L	ND	0.1	0.1	0.10	0.10	104	102	75-125	1	20	

Results presented on this page are in the units indicated by the "Units" column except where an alternate unit is presented to the right of the result.

This report shall not be reproduced, except in full,
without the written consent of Pace Analytical Services, LLC.

Pace Analytical Services, LLC
9800 Kincey Ave. Suite 100
Huntersville, NC 28078
(704)875-9092

QUALITY CONTROL DATA

Project: Hammond AP-1 (CA)-20240807
Pace Project No.: 92746280

QC Batch: 876406
QC Batch Method: EPA 3005A
Analysis Method: EPA 6020B
Analysis Description: 6020 MET
Laboratory: Pace Analytical Services - Peachtree Corners, GA
Associated Lab Samples: 92746280012, 92746280013

METHOD BLANK: 4514719
Matrix: Water
Associated Lab Samples: 92746280012, 92746280013

Parameter	Units	Blank Result	Reporting Limit	MDL	Analyzed	Qualifiers
Arsenic	mg/L	ND	0.0050	0.00084	08/21/24 16:00	
Boron	mg/L	ND	0.040	0.012	08/21/24 16:00	
Molybdenum	mg/L	ND	0.010	0.00062	08/21/24 16:00	

LABORATORY CONTROL SAMPLE: 4514720

Parameter	Units	Spike Conc.	LCS Result	LCS % Rec	% Rec Limits	Qualifiers
Arsenic	mg/L	0.1	0.099	99	80-120	
Boron	mg/L	1	0.98	98	80-120	
Molybdenum	mg/L	0.1	0.10	101	80-120	

MATRIX SPIKE & MATRIX SPIKE DUPLICATE: 4514743 4514744

Parameter	Units	92747503015 Result	MS Spike Conc.	MSD Spike Conc.	MS Result	MSD Result	MS % Rec	MSD % Rec	% Rec Limits	RPD	Max RPD	Qual
Arsenic	mg/L	ND	0.1	0.1	0.099	0.099	99	99	75-125	0	20	
Boron	mg/L	ND	1	1	0.87	0.86	87	86	75-125	1	20	
Molybdenum	mg/L	ND	0.1	0.1	0.10	0.10	101	101	75-125	1	20	

Results presented on this page are in the units indicated by the "Units" column except where an alternate unit is presented to the right of the result.

REPORT OF LABORATORY ANALYSIS

This report shall not be reproduced, except in full,
without the written consent of Pace Analytical Services, LLC.

Pace Analytical Services, LLC
9800 Kincey Ave. Suite 100
Huntersville, NC 28078
(704)875-9092

QUALITY CONTROL DATA

Project: Hammond AP-1 (CA)-20240807
Pace Project No.: 92746280

QC Batch: 875982
QC Batch Method: SM 2320B-2011
Analysis Method: SM 2320B-2011
Analysis Description: 2320B Alkalinity
Laboratory: Pace Analytical Services - Asheville
Associated Lab Samples: 92746280012, 92746280013

METHOD BLANK: 4512446 Matrix: Water
Associated Lab Samples: 92746280012, 92746280013

Parameter	Units	Blank Result	Reporting Limit	MDL	Analyzed	Qualifiers
Alkalinity, Total as CaCO3	mg/L	ND	5.0	5.0	08/15/24 19:45	
Alkalinity,Bicarbonate (CaCO3)	mg/L	ND	5.0	5.0	08/15/24 19:45	
Alkalinity,Carbonate (CaCO3)	mg/L	ND	5.0	5.0	08/15/24 19:45	

LABORATORY CONTROL SAMPLE: 4512447

Parameter	Units	Spike Conc.	LCS Result	LCS % Rec	% Rec Limits	Qualifiers
Alkalinity, Total as CaCO3	mg/L	50	52.5	105	80-120	

LABORATORY CONTROL SAMPLE: 4512448

Parameter	Units	Spike Conc.	LCS Result	LCS % Rec	% Rec Limits	Qualifiers
Alkalinity, Total as CaCO3	mg/L	50	53.1	106	80-120	

MATRIX SPIKE & MATRIX SPIKE DUPLICATE: 4512449 4512450

Parameter	Units	92747221005 Result	MS Spike Conc.	MSD Spike Conc.	MS Result	MSD Result	MS % Rec	MSD % Rec	% Rec Limits	RPD	Max RPD	Qual
Alkalinity, Total as CaCO3	mg/L	62.0	50	50	107	112	91	101	80-120	5	25	

MATRIX SPIKE & MATRIX SPIKE DUPLICATE: 4512451 4512452

Parameter	Units	92747221006 Result	MS Spike Conc.	MSD Spike Conc.	MS Result	MSD Result	MS % Rec	MSD % Rec	% Rec Limits	RPD	Max RPD	Qual
Alkalinity, Total as CaCO3	mg/L	ND	50	50	41.0	39.5	82	79	80-120	4	25	M1

Results presented on this page are in the units indicated by the "Units" column except where an alternate unit is presented to the right of the result.

This report shall not be reproduced, except in full,
without the written consent of Pace Analytical Services, LLC.

Pace Analytical Services, LLC
9800 Kincey Ave. Suite 100
Huntersville, NC 28078
(704)875-9092

QUALITY CONTROL DATA

Project: Hammond AP-1 (CA)-20240807
Pace Project No.: 92746280

QC Batch: 876099
QC Batch Method: SM 4500-S2D-2011
Analysis Method: SM 4500-S2D-2011
Analysis Description: 4500S2D Sulfide Water
Laboratory: Pace Analytical Services - Asheville
Associated Lab Samples: 92746280012, 92746280013

METHOD BLANK: 4513327 Matrix: Water
Associated Lab Samples: 92746280012, 92746280013

Parameter	Units	Blank Result	Reporting Limit	MDL	Analyzed	Qualifiers
Sulfide	mg/L	ND	0.10	0.022	08/17/24 04:12	

LABORATORY CONTROL SAMPLE: 4513328

Parameter	Units	Spike Conc.	LCS Result	LCS % Rec	% Rec Limits	Qualifiers
Sulfide	mg/L	0.5	0.52	104	80-120	

MATRIX SPIKE & MATRIX SPIKE DUPLICATE: 4513329 4513330

Parameter	Units	92746280012 Result	MS Spike Conc.	MSD Spike Conc.	MS Result	MSD Result	MS % Rec	MSD % Rec	% Rec Limits	RPD	Max RPD	Qual
Sulfide	mg/L	ND	0.5	0.5	0.41	0.39	82	77	80-120	6	10	M1

MATRIX SPIKE & MATRIX SPIKE DUPLICATE: 4513331 4513332

Parameter	Units	92747679002 Result	MS Spike Conc.	MSD Spike Conc.	MS Result	MSD Result	MS % Rec	MSD % Rec	% Rec Limits	RPD	Max RPD	Qual
Sulfide	mg/L	ND	0.5	0.5	0.52	0.54	103	108	80-120	5	10	

Results presented on this page are in the units indicated by the "Units" column except where an alternate unit is presented to the right of the result.

This report shall not be reproduced, except in full,
without the written consent of Pace Analytical Services, LLC.

Pace Analytical Services, LLC
9800 Kincey Ave. Suite 100
Huntersville, NC 28078
(704)875-9092

QUALIFIERS

Project: Hammond AP-1 (CA)-20240807
Pace Project No.: 92746280

DEFINITIONS

DF - Dilution Factor, if reported, represents the factor applied to the reported data due to dilution of the sample aliquot.

ND - Not Detected at or above adjusted reporting limit.

TNTC - Too Numerous To Count

J - Estimated concentration above the adjusted method detection limit and below the adjusted reporting limit.

MDL - Adjusted Method Detection Limit.

PQL - Practical Quantitation Limit.

RL - Reporting Limit - The lowest concentration value that meets project requirements for quantitative data with known precision and bias for a specific analyte in a specific matrix.

S - Surrogate

1,2-Diphenylhydrazine decomposes to and cannot be separated from Azobenzene using Method 8270. The result for each analyte is a combined concentration.

Consistent with EPA guidelines, unrounded data are displayed and have been used to calculate % recovery and RPD values.

LCS(D) - Laboratory Control Sample (Duplicate)

MS(D) - Matrix Spike (Duplicate)

DUP - Sample Duplicate

RPD - Relative Percent Difference

NC - Not Calculable.

SG - Silica Gel - Clean-Up

U - Indicates the compound was analyzed for, but not detected.

Acid preservation may not be appropriate for 2 Chloroethylvinyl ether.

A separate vial preserved to a pH of 4-5 is recommended in SW846 Chapter 4 for the analysis of Acrolein and Acrylonitrile by EPA Method 8260.

N-Nitrosodiphenylamine decomposes and cannot be separated from Diphenylamine using Method 8270. The result reported for each analyte is a combined concentration.

Reported results are not rounded until the final step prior to reporting. Therefore, calculated parameters that are typically reported as "Total" may vary slightly from the sum of the reported component parameters.

Pace Analytical is TNI accredited. Contact your Pace PM for the current list of accredited analytes.

TNI - The NELAC Institute.

ANALYTE QUALIFIERS

M1 Matrix spike recovery exceeded QC limits. Batch accepted based on laboratory control sample (LCS) recovery.

This report shall not be reproduced, except in full,
without the written consent of Pace Analytical Services, LLC.

Pace Analytical Services, LLC
9800 Kincey Ave. Suite 100
Huntersville, NC 28078
(704)875-9092

QUALITY CONTROL DATA CROSS REFERENCE TABLE

Project: Hammond AP-1 (CA)-20240807
Pace Project No.: 92746280

Lab ID	Sample ID	QC Batch Method	QC Batch	Analytical Method	Analytical Batch
92746280001	**HAM-PT-09**	EPA 3010A	874538	EPA 6010D	874645
92746280002	**HAM-PT-12**	EPA 3010A	874538	EPA 6010D	874645
92746280003	**HAM-AP1-FD-01**	EPA 3010A	874538	EPA 6010D	874645
92746282001	**HAM-PT-10**	EPA 3010A	874538	EPA 6010D	874645
92746280004	**HAM-PT-08**	EPA 3010A	875958	EPA 6010D	876036
92746280005	**HAM-PT-11**	EPA 3010A	875958	EPA 6010D	876036
92746280006	**HAM-PT-14**	EPA 3010A	875958	EPA 6010D	876036
92746280007	**HAM-PT-15**	EPA 3010A	876300	EPA 6010D	876355
92746280008	**HAM-PT-07**	EPA 3010A	876300	EPA 6010D	876355
92746280009	**HAM-PT-13**	EPA 3010A	876300	EPA 6010D	876355
92746280010	**HAM-AP1-EB-01**	EPA 3010A	876300	EPA 6010D	876355
92746280011	**HAM-AP1-FB-01**	EPA 3010A	877200	EPA 6010D	877281
92746280012	**HAM-MW-53**	EPA 3010A	877202	EPA 6010D	877299
92746280013	**HAM-MW-54**	EPA 3010A	877202	EPA 6010D	877299
92746280001	**HAM-PT-09**	EPA 3005A	874191	EPA 6020B	874323
92746280002	**HAM-PT-12**	EPA 3005A	874191	EPA 6020B	874323
92746280003	**HAM-AP1-FD-01**	EPA 3005A	874191	EPA 6020B	874323
92746282001	**HAM-PT-10**	EPA 3005A	874191	EPA 6020B	874323
92746280004	**HAM-PT-08**	EPA 3005A	875890	EPA 6020B	876009
92746280005	**HAM-PT-11**	EPA 3005A	875890	EPA 6020B	876009
92746280006	**HAM-PT-14**	EPA 3005A	875890	EPA 6020B	876009
92746280007	**HAM-PT-15**	EPA 3005A	875892	EPA 6020B	876017
92746280008	**HAM-PT-07**	EPA 3005A	875892	EPA 6020B	876017
92746280009	**HAM-PT-13**	EPA 3005A	875892	EPA 6020B	876017
92746280010	**HAM-AP1-EB-01**	EPA 3005A	875892	EPA 6020B	876017
92746280011	**HAM-AP1-FB-01**	EPA 3005A	875892	EPA 6020B	876017
92746280012	**HAM-MW-53**	EPA 3005A	876406	EPA 6020B	876456
92746280013	**HAM-MW-54**	EPA 3005A	876406	EPA 6020B	876456
92746280012	**HAM-MW-53**	SM 2320B-2011	875982		
92746280013	**HAM-MW-54**	SM 2320B-2011	875982		
92746280012	**HAM-MW-53**	SM 4500-S2D-2011	876099		
92746280013	**HAM-MW-54**	SM 4500-S2D-2011	876099		

This report shall not be reproduced, except in full,
without the written consent of Pace Analytical Services, LLC.

Pace

DC#_Title: ENV-FRM-HUNT-0083 v05_Sample Condition Upon Receipt

Effective Date: 05/24/2024

Laboratory receiving samples:
Asheville ☐ Eden ☐ Greenwood ☐ Huntersville ☐ Raleigh ☐ Mechanicsville ☐ Atlanta ☑ Kernersville ☐

Sample Condition Upon Receipt

Client Name: GA Power

Project #

WO# : 92746280

92746280

Courier: ☐ Commercial ☐ Fed Ex ☐ UPS ☐ USPS ☐ Client ☑ Pace ☐ Other:____

Custody Seal Present? ☐ Yes ☑ No Seals Intact? ☐ Yes ☐ No ☑ N/A

Date/Initials Person Examining Contents: 8/17/24 CSY

Packing Material: ☐ Bubble Wrap ☐ Bubble Bags ☑ None ☐ Other

Biological Tissue Frozen? ☐ Yes ☐ No ☑ N/A

Thermometer: ☐ IR Gun ID: 230

Type of Ice: ☑ Wet ☐ Blue ☐ None

Cooler Temp: 2.3 Correction Factor: Add/Subtract (°C) 2.3

Cooler Temp Corrected (°C): 2.3

Temp should be above freezing to 6°C
☐ Samples out of temp criteria. Samples on ice, cooling process has begun

USDA Regulated Soil (☐ N/A, water sample)
Did samples originate in a quarantine zone within the United States: CA, NY, or SC (check maps)? ☐ Yes ☐ No

Did samples originate from a foreign source (internationally, including Hawaii and Puerto Rico)? ☐ Yes ☐ No

				Comments/Discrepancy:
Chain of Custody Present?	☑ Yes	☐ No	☐ N/A	1.
Samples Arrived within Hold Time?	☑ Yes	☐ No	☐ N/A	2.
Short Hold Time Analysis (<72 hr.)?	☐ Yes	☑ No	☐ N/A	3.
Rush Turn Around Time Requested?	☐ Yes	☑ No	☐ N/A	4.
Sufficient Volume?	☑ Yes	☐ No	☐ N/A	5.
Correct Containers Used?	☑ Yes	☐ No	☐ N/A	6.
-Pace Containers Used?	☑ Yes	☐ No	☐ N/A	
Containers Intact?	☑ Yes	☐ No	☐ N/A	7.
Dissolved analysis: Samples Field Filtered?	☐ Yes	☐ No	☑ N/A	8
Sample Labels Match COC? -Includes Date/Time/ID/Analysis Matrix: W	☑ Yes	☐ No	☐ N/A	9.
Headspace in VOA Vials (>5-6mm)?	☐ Yes	☐ No	☑ N/A	10.
Trip Blank Present?	☐ Yes	☐ No	☑ N/A	11.
Trip Blank Custody Seals Present?	☐ Yes	☐ No	☑ N/A	

Field Data Required? ☐ Yes ☐ No

COMMENTS/SAMPLE DISCREPANCY

HAM-PT-10 is listed twice on 2 different COC's

Lot ID of split containers:

CLIENT NOTIFICATION/RESOLUTION

Person contacted: Date/Time:

Project Manager SCURF Review: Date:

Project Manager SRF Review: Date:

Qualtrax ID: 69614

DC#_Title: ENV-FRM-HUN1-0083 v05_Sample Condition Upon Receipt

Effective Date: 05/24/2024

WO#: 92746280

*Check mark top half of box if pH and/or dechlorination is verified and within the acceptance range for preservation samples.

Exceptions: VOA, Coliform, TOC, Oil and Grease, DRO/8015 (water) DOC, LLHg

**Bottom half of box is to list number of bottles

***Check all unpreserved Nitrates for chlorine

Project #

PM: BV Due Date: 08/21/24

CLIENT: 92- GP-HAM

Laboratory Receiving Location: Asheville ☐ Eden ☐ Greenwood ☐ Huntersville ☐ Raleigh ☐ Mechanicsville ☐ Atlanta ☐ Kernersville ☐

Client_____ Profile/EZ (Circle one)_____ Notes_____

Item#	BP4U-125 mL Plastic Unpreserved (N/A) (Cl-)	BP3U-250 mL Plastic Unpreserved (N/A)	BP2U-500 mL Plastic Unpreserved (N/A)	BP1U-1 liter Plastic Unpreserved (N/A)		BP4S-125 mL Plastic H2SO4 (pH < 2) (Cl-)	BP3N-250 mL Plastic HNO3 (pH < 2)	BP4Z-125 mL Plast c ZN Acetate & NaOH (>9)	BP4B-125 mL Plastic NaOH (pH > 12) (Cl-)	WGFU-Wide-mouthed Glass jar Unpreserved	AG1U-1 liter Amber Unpreserved (N/A) (Cl-)	AG1H-1 liter Amber HCl (pH < 2)	AG3U-250 mL Amber Unpreserved (N/A) (Cl-)	AG1S-1 liter Amber H2SO4 (pH < 2)	AG3S-250 mL Amber H2SO4 (pH < 2)	DG94-40 mL Amber NH4Cl (N/A)(Cl-)	DG9H-40 mL VOA HCl (N/A)	VG9T-40 mL VOA Na2S2O3 (N/A)	VG9U-40 mL VOA Unpreserved (N/A)	DG9V-40 mL VOA H3PO4 (N/A)	KP7U-50 mL Plastic Unpreserved (N/A)	V/GK (3 vials per kit)-VPH/Gas kit (N/A)	SP5T-125 mL Sterile Plastic (N/A – lab)	SP2T-250 mL Sterile Plastic (N/A – lab)		BP3K-250 mL Plastic (NH2)2SO4 (9.3-9.7)	AGOU-100 mL Amber Unpreserved (N/A) (Cl-)	VSGU-20 mL Scintillation vials (N/A)	DG9U-40 mL Amber Unpreserved vials (N/A)
CC																													
1							✓																						
2							✓																						
3							✓																						
4							✓																						
5																													
6																													
7																													
8																													
9																													
10																													
11																													
12																													

pH Adjustment Log for Preserved Samples

Sample ID	Type of Preservative	pH upon receipt	Date preservation adjusted	Time preservation adjusted	Amount of Preservative added	Lot #

Note: Whenever there is a discrepancy affecting North Carolina compliance samples, a copy of this form will be sent to the North Carolina DENR Certification Office (i.e. Out of hold, incorrect preservative, out of temp, incorrect containers.

Pace Analytical

CHAIN-OF-CUSTODY / Analytical Request Document

The Chain-of-Custody is a LEGAL DOCUMENT. All relevant fields must be completed accurately.

Page: 1 of 1

Section A Required Client Information:

Company:	GA Power
Address:	Atlanta, GA
Email To:	SCS Contacts
Phone:	Fax:
Requested Due Date/TAT:	5 day

Section B Required Project Information:

Report To:	SCS Contacts
Copy To:	Geosyntec Contacts
Purchase Order No.:	GPC82474-0001
Project Name:	Hammond AP-1
Project Number:	GW6581G/109/12

Section C Invoice Information:

Attention:	Southern Co.
Company Name:	
Address:	
Pace Quote Reference:	
Pace Project Manager:	Bonnie Vang
Pace Profile #:	16483

REGULATORY AGENCY

NPDES GROUND WATER DRINKING WATER

UST RCRA OTHER CCR

Site Location STATE: GA

Section D Required Client Information

Valid Matrix Codes: MATRIX CODE — DRINKING WATER DW; WATER WT; WASTE WATER WW; PRODUCT P; SOIL/SOLID SL; OIL OL; WIPE WP; AIR AR; TISSUE TS; OTHER OT

ITEM #	SAMPLE ID (A-Z, 0-9 / -) Sample IDs MUST BE UNIQUE	MATRIX CODE (see valid codes above)	SAMPLE TYPE (G=GRAB C=COMP)	COLLECTED DATE	COLLECTED TIME	DATE	TIME	SAMPLE TEMP AT COLLECTION	# OF CONTAINERS	Unpreserved	H_2SO_4	HNO_3	HCl	NaOH	$Na_2S_2O_3$	Methanol	Other	Analysis Test	Total 6010B/7470A Hg, As, Mn, Fe	Total 6010B/7470A Hg, As, Mn, Fe	Total 6010B/7470A Hg, As, Mn, Fe	Residual Chlorine (Y/N)	Pace Project No./ Lab I.D.
																		Requested Analysis Filtered (Y/N)	N	N	N		
1	HAM-PT-09	WG	G	8/6/24	11:10			22				1								X	X	N	001
2	HAM-PT-10	WG	G	8/6/24	17:02			23				1								X	X	N	
3	HAM-PT-12	WG	G	8/6/24	16:20			23				1								X	X	N	002
4	HAM-AP1-FD-01	WG	G	8/6/24	0:00			23				1							X	X		N	003
5																							
6																							
7																				UN 08/09/2024			
8							ER 8/6/24																
9																							
10																							
11																							
12																							

ADDITIONAL COMMENTS	RELINQUISHED BY / AFFILIATION	DATE	TIME	ACCEPTED BY / AFFILIATION	DATE	TIME	SAMPLE CONDITIONS
Task Code: HAM-CCR-CA-20240806	Elisabeth Russell / Geosyntec	08/08/2024	2000	Thomas Hassler / Geosyntec	08/08/24	2000	
	Thomas Hassler / Geosyntec	08/08/24	1705	Ryan Williams / Pace	8/7/2024	1226	
	Ryan Williams / Pace	8/7/2024	1505	[illegible]	8/7/24	1505	

SAMPLER NAME AND SIGNATURE

PRINT Name of SAMPLER: Elisabeth Russell / Geosyntec Consultants, Inc

SIGNATURE of SAMPLER: [signature] DATE Signed (MM/DD/YY): 08/06/2024

Temp in C | Received on Ice (Y/N) | Custody Sealed Cooler (Y/N) | Samples Intact (Y/N)

Pace ANALYTICAL SERVICES	DC#_Title: ENV-FRM-HUN1-0083 v05_Sample Condition Upon Receipt
	Effective Date: 05/24/2024

Laboratory receiving samples:

Asheville ☐ Eden ☐ Greenwood ☐ Huntersville ☐ Raleigh ☐ Mechanicsville ☐ Atlanta ☑ Kernersville ☐

Sample Condition Upon Receipt

Client Name: GA Power

Project #:

Courier: ☐ Commercial ☑ Fed Ex ☐ UPS ☐ USPS ☐ Client ☑ Pace ☐ Other:____

Custody Seal Present? ☐ Yes ☑ No **Seals Intact?** ☐ Yes ☐ No ☑ N/A

Date/Initials Person Examining Contents: 8/9/24 CAH

Packing Material: ☐ Bubble Wrap ☐ Bubble Bags ☑ None ☐ Other

Biological Tissue Frozen? ☐ Yes ☐ No ☐ N/A

Thermometer: ☑ IR Gun ID: 230

Type of Ice: ☑ Wet ☐ Blue ☐ None

Cooler Temp: 2.1 **Correction Factor:** Add/Subtract (°C) 0.0

Temp should be above freezing to 6°C

☐ Samples out of temp criteria. Samples on ice, cooling process has begun

Cooler Temp Corrected (°C): 2.1

USDA Regulated Soil (☐ N/A, water sample)

Did samples originate in a quarantine zone within the United States: CA, NY, or SC (check maps)? ☐ Yes ☐ No

Did samples originate from a foreign source (internationally, including Hawaii and Puerto Rico)? ☐ Yes ☐ No

				Comments/Discrepancy:
Chain of Custody Present?	☑ Yes	☐ No	☐ N/A	1.
Samples Arrived within Hold Time?	☑ Yes	☐ No	☐ N/A	2.
Short Hold Time Analysis (<72 hr.)?	☐ Yes	☑ No	☐ N/A	3.
Rush Turn Around Time Requested?	☐ Yes	☑ No	☐ N/A	4.
Sufficient Volume?	☑ Yes	☐ No	☐ N/A	5.
Correct Containers Used?	☑ Yes	☐ No	☐ N/A	6.
-Pace Containers Used?	☑ Yes	☐ No	☐ N/A	
Containers Intact?	☑ Yes	☐ No	☐ N/A	7.
Dissolved analysis: Samples Field Filtered?	☐ Yes	☐ No	☑ N/A	8.
Sample Labels Match COC?	☑ Yes	☐ No	☐ N/A	9.
-Includes Date/Time/ID/Analysis Matrix: W				
Headspace in VOA Vials (>5-6mm)?	☐ Yes	☐ No	☑ N/A	10.
Trip Blank Present?	☐ Yes	☐ No	☑ N/A	11.
Trip Blank Custody Seals Present?	☐ Yes	☐ No	☑ N/A	

COMMENTS/SAMPLE DISCREPANCY

Field Data Required? ☐ Yes ☐ No

Lot ID of split containers:

CLIENT NOTIFICATION/RESOLUTION

Person contacted: _____ Date/Time: _____

Project Manager SCURF Review: _____ **Date:** _____

Project Manager SRF Review: _____ **Date:** _____

Pace ANALYTICAL SERVICES	DC#_Title: ENV-FRM-HUN1-0083 v05_Sample Condition Upon Receipt
	Effective Date: 05/24/2024

*Check mark top half of box if pH and/or dechlorination is verified and within the acceptance range for preservation samples.
Exceptions: VOA, Coliform, TOC, Oil and Grease, DRO/8015 (water) DOC, LLHg
**Bottom half of box is to list number of bottles
***Check all unpreserved Nitrates for chlorine

Project #

Laboratory Receiving Location: Asheville ☐ Eden☐ Greenwood ☐ Huntersville ☐ Raleigh☐ Mechanicsville☐ Atlanta☐ Kernersville☐

Client_____ Profile/EZ (Circle one)_____ Notes_____

Item#	BP4U-125 mL Plastic Unpreserved (N/A) (Cl-)	BP3U-250 mL Plastic Unpreserved (N/A)	BP2U-500 mL Plastic Unpreserved (N/A)	BP1U-1 liter Plastic Unpreserved (N/A)		BP4S-125 mL Plastic H2SO4 (pH < 2) (Cl-)	BP3N-250 mL plastic HNO3 (pH < 2)	BP4Z-125 mL Plastic ZN Acetate & NaOH (>9)	BP4B-125 mL Plastic NaOH (pH > 12) (Cl-)	WGFU-Wide-mouthed Glass jar Unpreserved	AG1U-1 liter Amber Unpreserved (N/A) (Cl-)	AG1H-1 liter Amber HCl (pH < 2)	AG3U-250 mL Amber Unpreserved (N/A) (Cl-)	AG1S-1 liter Amber H2SO4 (pH < 2)	AG3S-250 mL Amber H2SO4 (pH < 2)	DG94-40 mL Amber NH4Cl (N/A)(Cl-)	DG9H-40 mL VOA HCl (N/A)	VG9T-40 mL VOA Na2S2O3 (N/A)	VG9U-40 mL VOA Unpreserved (N/A)	DG9V-40 mL VOA H3PO4 (N/A)	KP7U-50 mL Plastic Unpreserved (N/A)	V/GK (3 vials per kit)-VPH/Gas kit (N/A)	SP5T-125 mL Sterile Plastic (N/A – lab)	SP2T-250 mL Sterile Plastic (N/A – lab)		BP3R-250 mL Plastic (NH2)2SO4 (9.3-9.7)	AG0U-100 mL Amber Unpreserved (N/A) (Cl-)	VSGU-20 mL Scintillation vials (N/A)	DG9U-40 mL Amber Unpreserved vials (N/A)
CC																													
1																													
2																													
3																													
4																													
5																													
6																													
7																													
8																													
9																													
10																													
11																													
12																													

pH Adjustment Log for Preserved Samples

Sample ID	Type of Preservative	pH upon receipt	Date preservation adjusted	Time preservation adjusted	Amount of Preservative added	Lot #

Note: Whenever there is a discrepancy affecting North Carolina compliance samples, a copy of this form will be sent to the North Carolina DENR Certification Office (i.e. Out of hold, incorrect preservative, out of temp, incorrect containers.

Pace Analytical
www.pacelabs.com

CHAIN-OF-CUSTODY / Analytical Request Document

The Chain-of-Custody is a LEGAL DOCUMENT. All relevant fields must be completed accurately.

Page: 1 of 1

Section A Required Client Information:

Company:	GA Power
Address:	Atlanta, GA
Email To:	SCS Contacts
Phone:	Fax:
Requested Due Date/TAT:	5 day

Section B Required Project Information:

Report To:	SCS Contacts
Copy To:	Geosyntec Contacts
Purchase Order No.:	GPC82474-0001
Project Name:	Hammond AP-1
Project Number:	GW6581G/109/12

Section C Invoice Information:

Attention:	Southern Co.
Company Name:	
Address:	
Pace Quote Reference:	
Pace Project Manager:	Bonnie Vang
Pace Profile #:	16483

REGULATORY AGENCY: NPDES, GROUND WATER, DRINKING WATER, UST, RCRA, OTHER CCR

Site Location STATE: GA

Section D Required Client Information

Valid Matrix Codes: MATRIX / CODE — DRINKING WATER: DW, WATER: WW, WASTE WATER: WT, PRODUCT: SL, SOLID/SOLID: SL, OIL: WP, WIPE: AR, AIR: OT, OTHER: TS, TISSUE:

SAMPLE ID (A-Z, 0-9 / ,-) Sample IDs MUST BE UNIQUE

Requested Analysis Filtered (Y/N): Total 601/6022-B, As, Mo, Fe (N); Total 601/6022-B, As, Fe (N); Total 601/6022-B, Mo, Fe (N)

ITEM #	SAMPLE ID	MATRIX CODE (see valid codes to left)	SAMPLE TYPE (G=GRAB C=COMP)	COLLECTED COMPOSITE DATE	COLLECTED COMPOSITE TIME	COLLECTED COMPOSITE ENDGRAB DATE	COLLECTED COMPOSITE ENDGRAB TIME	SAMPLE TEMP AT COLLECTION	# OF CONTAINERS	Preservatives: Unpreserved	H_2SO_4	HNO_3	HCl	NaOH	$Na_2S_2O_3$	Methanol	Other	Analysis Test	Total 601/6022-B, As, Mo, Fe	Total 601/6022-B, As, Fe	Total 601/6022-B, Mo, Fe	Residual Chlorine (Y/N)	Pace Project No./ Lab I.D.
1	HAM-PT-08	WG	G	08/08/2024	1810				20	1			1							X		N	1139
2	HAM-PT-11	WG	G	08/07/2024	1030				22	1			1							X	X	N	1135
3	HAM-PT-14	WG	G	08/08/2024	1321				21	1			1							X		N	1136
4																							
5																							
6																							
7																							
8																							
9																							
10																							
11																							
12																							

ER 8/8/2024

JN 08/09/2024

9274/6280

ADDITIONAL COMMENTS	RELINQUISHED BY / AFFILIATION	DATE	TIME	ACCEPTED BY / AFFILIATION	DATE	TIME
Task Code: HAM-CCR-GA-20240807	Elisabeth Russell / Geosyntec	08/08/2024	2000	Thomas Hessler / Geosyntec	08/08/2024	2000
	Thomas Hessler / Geosyntec	08/09/2024	1415	Ryan Williams / Pace	8/9/2024	1415
	Ryan Williams / Pace	8/9/2024	1655	Charles Hutts	8/9/24	1655

SAMPLE CONDITIONS: Temp in °C | Received on Ice (Y/N) | Custody Sealed Cooler (Y/N) | Samples Intact (Y/N)

SAMPLER NAME AND SIGNATURE

PRINT Name of SAMPLER: Elisabeth Russell / Geosyntec Consultants, Inc.

SIGNATURE of SAMPLER: ER

DATE Signed (MM/DD/YY): 08/08/24

Pace ANALYTICAL SERVICES	DC#_Title: ENV-FRM-HUN1-0083 v05_Sample Condition Upon Receipt
	Effective Date: 05/24/2024

Laboratory receiving samples:
Asheville ☐ Eden ☐ Greenwood ☐ Huntersville ☐ Raleigh ☐ Mechanicsville ☐ Atlanta ☑ Kernersville ☐

Sample Condition Upon Receipt

WO#: 92746280
PM: BV Due Date: 08/21/24
CLIENT: 92- GP-HAM

Client Name: Georgia Power

Project #:

Courier: ☐ Commercial ☐ Fed Ex ☐ UPS ☐ USPS ☐ Client ☑ Pace ☐ Other:____

Custody Seal Present? ☐ Yes ☑ No **Seals Intact?** ☐ Yes ☐ No ☑ N/A

Date/Initials Person Examining Contents: 8/12/24 CDP

Packing Material: ☐ Bubble Wrap ☐ Bubble Bags ☑ None ☐ Other

Biological Tissue Frozen? ☐ Yes ☐ No ☐ N/A

Thermometer: ☐ IR Gun ID: 230

Type of Ice: ☑ Wet ☐ Blue ☐ None

Cooler Temp: 2.1 **Correction Factor:** Add/Subtract (°C) 0.0

Temp should be above freezing to 6°C
☐ Samples out of temp criteria. Samples on ice, cooling process has begun

Cooler Temp Corrected (°C): 2.1

USDA Regulated Soil (☐ N/A, water sample)
Did samples originate in a quarantine zone within the United States: CA, NY, or SC (check maps)? ☐ Yes ☐ No

Did samples originate from a foreign source (internationally, including Hawaii and Puerto Rico)? ☐ Yes ☐ No

				Comments/Discrepancy:
Chain of Custody Present?	☑ Yes	☐ No	☐ N/A	1.
Samples Arrived within Hold Time?	☑ Yes	☐ No	☐ N/A	2.
Short Hold Time Analysis (<72 hr.)?	☐ Yes	☑ No	☐ N/A	3.
Rush Turn Around Time Requested?	☐ Yes	☑ No	☐ N/A	4.
Sufficient Volume?	☑ Yes	☐ No	☐ N/A	5.
Correct Containers Used?	☑ Yes	☐ No	☐ N/A	6.
-Pace Containers Used?	☑ Yes	☐ No	☐ N/A	
Containers Intact?	☑ Yes	☐ No	☐ N/A	7.
Dissolved analysis: Samples Field Filtered?	☐ Yes	☐ No	☑ N/A	8.
Sample Labels Match COC? -Includes Date/Time/ID/Analysis Matrix: W	☑ Yes	☐ No	☐ N/A	9.
Headspace in VOA Vials (>5-6mm)?	☐ Yes	☐ No	☑ N/A	10.
Trip Blank Present?	☐ Yes	☐ No	☑ N/A	11.
Trip Blank Custody Seals Present?	☐ Yes	☐ No	☑ N/A	

COMMENTS/SAMPLE DISCREPANCY

Field Data Required? ☐ Yes ☐ No

Lot ID of split containers:

CLIENT NOTIFICATION/RESOLUTION

Person contacted: _____ Date/Time: _____

Project Manager SCURF Review: _____ **Date:** _____

Project Manager SRF Review: _____ **Date:** _____

Pace ANALYTICAL SERVICES

DC#_Title: ENV-FRM-HUN1-0083 v05_Sample Condition Upon Receipt

Effective Date: 05/24/2024

WO#: 92746280

PM: BV **Due Date: 08/21/24**

CLIENT: 92- GP-HAM

*Check mark top half of box if pH and/or dechlorination is verified and within the acceptance range for preservation samples.

Exceptions: VOA, Coliform, TOC, Oil and Grease, DRO/8015 (water) DOC, LLHg

**Bottom half of box is to list number of bottles

***Check all unprecerved Nitrates for chlorine

Project #

Laboratory Receiving Location: Asheville ☐ Eden ☐ Greenwood ☐ Huntersville ☐ Raleigh ☐ Mechanicsville ☐ Atlanta ☐ Kernersville ☐

Client_____ Profile/EZ (Circle one)_____ Notes_____

Item#	BP4U-125 mL Plastic Unpreserved (N/A) (Cl-)	BP3U-250 mL Plastic Unpreserved (N/A)	BP2U-500 mL Plastic Unpreserved (N/A)	BP1U-1 liter Plastic Unpreserved (N/A)		BP4S-125 mL Plastic H2SO4 (pH < 2) (Cl-)	BP3N-250 mL plastic HNO3 (pH < 2)	BP4Z-125 mL Plastic ZN Acetate & NaOH (>9)	BP4B-125 mL Plastic NaOH (pH > 12) (Cl-)	WGFU-Wide-mouthed Glass jar Unpreserved	AG1U-1 liter Amber Unpreserved (N/A) (Cl-)	AG1H-1 liter Amber HCl (pH < 2)		AG1S-1 liter Amber H2SO4 (pH < 2)	AG3S-250 mL Amber H2SO4 (pH < 2)	DG94-40 mL Amber NH4Cl (N/A)(Cl-)	DG9H-40 mL VOA HCl (N/A)	VG9T-40 mL VOA Na2S2O3 (N/A)	VG9U-40 mL VOA Unpreserved (N/A)	DG9V-40 mL VOA H3PO4 (N/A)	KP7U-50 mL Plastic Unpreserved (N/A)	V/GK (3 vials per kit)-VPH/Gas kit (N/A)	SP5T-125 mL Sterile Plastic (N/A – lab)	SP2T-250 mL Sterile Plastic (N/A – lab)		BP3R-250 mL Plastic (NH2)2SO4 (9.3-9.7)	AG0U-100 mL Amber Unpreserved (N/A) (Cl-)	VSGU-20 mL Scintillation vials (N/A)	DG8U-40 mL Amber Unpreserved vials (N/A)
CC																													
1							✓																						
2							✓																						
3							✓																						
4							✓																						
5							✓																						
6																													
7																													
8																													
9																													
10																													
11																													
12																													

pH Adjustment Log for Preserved Samples

Sample ID	Type of Preservative	pH upon receipt	Date preservation adjusted	Time preservation adjusted	Amount of Preservative added	Lot #

Note: Whenever there is a discrepancy affecting North Carolina compliance samples, a copy of this form will be sent to the North Carolina DENR Certification Office (i.e. Out of hold, incorrect preservative, out of temp, incorrect containers.

Pace Analytical
www.pacelabs.com

CHAIN-OF-CUSTODY / Analytical Request Document

The Chain-of-Custody is a LEGAL DOCUMENT. All relevant fields must be completed accurately.

Page: 1 of 1

Section A Required Client Information:

Company:	GA Power
Address:	Atlanta, GA
Email To:	SCS Contacts
Phone:	Fax:
Requested Due Date/TAT:	10 day

Section B Required Project Information:

Report To:	SCS Contacts
Copy To:	Geosyntec Contacts
Purchase Order No.:	GPC82474-0001
Project Name:	Hammond AP-1
Project Number:	GW6581G

Section C Invoice Information:

Attention:	Southern Co.
Company Name:	
Address:	
Pace Quote Reference:	
Pace Project Manager:	Bonnie Vang
Pace Profile #:	16483

REGULATORY AGENCY

NPDES, GROUND WATER, DRINKING WATER, UST, RCRA, OTHER CCR

Site Location STATE: GA

Section D Required Client Information

Valid Matrix Codes

MATRIX	CODE
DRINKING WATER	DW WT
WATER	WW
WASTE WATER	P
PRODUCT	SL
SOIL/SOLID	OL
OIL	WP
WIPE	AR
AIR	UT
OTHER	TS
TISSUE	

ITEM #	SAMPLE ID (A-Z, 0-9 / ,-) Sample IDs MUST BE UNIQUE	MATRIX CODE (see valid codes to left)	SAMPLE TYPE (G=GRAB C=COMP)	COLLECTED COMPOSITE DATE	COLLECTED COMPOSITE TIME	COLLECTED COMPOSITE END/GRAB DATE	COLLECTED COMPOSITE END/GRAB TIME	SAMPLE TEMP AT COLLECTION	# OF CONTAINERS	Unpreserved	H_2SO_4	HNO_3	HCl	NaOH	$Na_2S_2O_3$	Methanol	Other	Analysis Test (Requested Analysis Filtered (Y/N)) Total 601/6022-B, As, Mo, Fe	Total 601/6022-B, As, Fe	Total 601/6022-B, Mo, Fe	Residual Chlorine (Y/N)	Pace Project No./ Lab I.D.
										Preservatives								Y/N	N	N	N	
1	HAM-PT-15	WG	G	08/09/2024	1010			21	1			1								X		N	007
2	HAM-PT-07	WG	G	08/09/2024	1215	ER 08/09/2024		21	1			1								X		N	008
3	HAM-PT-13	WG	G	08/09/2024	1405			21	1			1								X		N	009
4	HAM-AP1-EB-01	WQ	G	08/09/2024	1440			19	1			1							X				010
5	HAM-AP1-FB-01	WQ	G	08/09/2024	1450			19	1			1							X				011
6																							
7																							
8						ER 08/09/2024																	
9																							
10																							
11																							
12																							

ADDITIONAL COMMENTS	RELINQUISHED BY / AFFILIATION	DATE	TIME	ACCEPTED BY / AFFILIATION	DATE	TIME
Task Code: HAM-CCR CA 20240807	~~Hammond~~ Elisabeth Russell / Geosyntec	08/09/2024	xxxx	Thomas Hessler / Geosyntec	08/09/2024	xxxx
	Thomas Hessler / Geosyntec	08/12/2024	0745	Jacob Tracy / Geosyntec	08/12/2024	0745
	Jacob Tracy / Geosyntec	08/12/2024	1210	Ryan Williams / Pace	08/12/24	12:10
	Ryan Williams / Pace	8/12/2024	1352	[illegible] / [illegible]	8/12/24	1352

SAMPLE CONDITIONS: Temp in °C | Received on Ice (Y/N) | Custody Sealed Cooler (Y/N) | Samples Intact (Y/N)

SAMPLER NAME AND SIGNATURE

PRINT Name of SAMPLER: Ellsabeth Russell / Geosyntec Consultants, Inc.

SIGNATURE of SAMPLER: ER

DATE Signed (MM/DD/YY): 08/09/2024

Pace	DC#_Title: ENV-FRM-HUN1-0083 v05_Sample Condition Upon Receipt
	Effective Date: 05/24/2024

Laboratory receiving samples:
Asheville ☐ Eden ☐ Greenwood ☐ Huntersville ☐ Raleigh ☐ Mechanicsville ☐ Atlanta ☒ Kernersville ☐

Sample Condition Upon Receipt

Client Name: GA Power

Project #:

Courier: ☐ Commercial ☐ Fed Ex ☐ UPS ☐ USPS ☐ Client ☒ Pace ☐ Other:____

Custody Seal Present? ☒ Yes ☐ No Seals Intact? ☒ Yes ☐ No ☐ N/A

Date/Initials Person Examining Contents: [illegible]

Packing Material: ☒ Bubble Wrap ☐ Bubble Bags ☐ None ☐ Other

Biological Tissue Frozen? ☐ Yes ☐ No ☒ N/A

Thermometer: ☐ IR Gun ID: 214

Type of Ice: ☒ Wet ☐ Blue ☐ None

Cooler Temp: 3.0

Correction Factor: Add/Subtract (°C) 0

Temp should be above freezing to 6°C
☐ Samples out of temp criteria. Samples on ice, cooling process has begun

Cooler Temp Corrected (°C): 3.0

USDA Regulated Soil (☐ N/A, water sample)
Did samples originate in a quarantine zone within the United States: CA, NY, or SC (check maps)? ☐ Yes ☐ No

Did samples originate from a foreign source (internationally, including Hawaii and Puerto Rico)? ☐ Yes ☐ No

				Comments/Discrepancy:
Chain of Custody Present?	☒ Yes	☐ No	☐ N/A	1.
Samples Arrived within Hold Time?	☒ Yes	☐ No	☐ N/A	2.
Short Hold Time Analysis (<72 hr.)?	☐ Yes	☒ No	☐ N/A	3.
Rush Turn Around Time Requested?	☐ Yes	☒ No	☐ N/A	4.
Sufficient Volume?	☒ Yes	☐ No	☐ N/A	5.
Correct Containers Used?	☒ Yes	☐ No	☐ N/A	6.
-Pace Containers Used?	☒ Yes	☐ No	☐ N/A	
Containers Intact?	☒ Yes	☐ No	☐ N/A	7.
Dissolved analysis: Samples Field Filtered?	☐ Yes	☐ No	☒ N/A	8.
Sample Labels Match COC?	☒ Yes	☐ No	☐ N/A	9.
-Includes Date/Time/ID/Analysis Matrix: W				
Headspace in VOA Vials (>5-6mm)?	☐ Yes	☐ No	☒ N/A	10.
Trip Blank Present?	☐ Yes	☐ No	☒ N/A	11.
Trip Blank Custody Seals Present?	☐ Yes	☐ No	☒ N/A	

Field Data Required? ☐ Yes ☐ No

COMMENTS/SAMPLE DISCREPANCY

Lot ID of split containers:

CLIENT NOTIFICATION/RESOLUTION

Person contacted: Date/Time:

Project Manager SCURF Review: Date:

Project Manager SRF Review: Date:

Qualtrax ID: 69614

DC#_Title: ENV-FRM-HUN1-0083 v05_Sample Condition Upon Receipt

Effective Date: 05/24/2024

*Check mark top half of box if pH and/or dechlorination is verified and within the acceptance range for preservation samples.
Exceptions: VOA, Coliform, TOC, Oil and Grease, DRO/8015 (water) DOC, LLHg
**Bottom half of box is to list number of bottles
***Check all unpreserved Nitrates for chlorine

Project #

Laboratory Receiving Location: Asheville ☐ Eden ☐ Greenwood ☐ Huntersville ☐ Raleigh ☐ Mechanicsville ☐ Atlanta ☐ Kernersville ☐

Client_____ Profile/EZ (Circle one)_____ Notes_____

Item#	BP4U-125 mL Plastic Unpreserved (N/A) (Cl-)	BP3U-250 mL Plastic Unpreserved (N/A)	BP2U-500 mL Plastic Unpreserved (N/A)	BP1U-1 liter Plastic Unpreserved (N/A)		BP4S-125 mL Plastic H2SO4 (pH < 2) (Cl-)	BP3N-250 mL plastic HNO3 (pH < 2)	BP4Z-125 mL Plastic ZN Acetate & NaOH (>9)	BP4B-125 mL Plastic NaOH (pH > 12) (Cl-)	WGFU-Wide-mouthed Glass Jar Unpreserved	AG1U-1 liter Amber Unpreserved (N/A) (Cl-)	AG1H-1 liter Amber HCl (pH < 2)	AG3U-250 mL Amber Unpreserved (N/A) (Cl-)	AG1S-1 liter Amber H2SO4 (pH < 2)	AG3S-250 mL Amber H2SO4 (pH < 2)	DG9A-40 mL Amber NH4Cl (N/A)(Cl-)	DG9H-40 mL VOA HCl (N/A)	VG9T-40 mL VOA Na2S2O3 (N/A)	VG9U-40 mL VOA Unpreserved (N/A)	DG9V-40 mL VOA H3PO4 (N/A)	KP7U-50 mL Plastic Unpreserved (N/A)	V/GK (3 vials per kit)-VPH/Gas kit (N/A)	SP5T-125 mL Sterile Plastic (N/A – lab)	SP2T-250 mL Sterile Plastic (N/A – lab)		BP3R-250 mL Plastic (NH4)2SO4 (9.3-9.7)	AG0U-100 mL Amber Unpreserved (N/A) (Cl-)	VSGU-20 mL Scintillation vials (N/A)	DG9U-40 mL Amber Unpreserved vials (N/A)
CC																													
1		2					1	1																					
2		2					1	1																					
3																													
4																													
5																													
6																													
7																													
8																													
9																													
10																													
11																													
12																													

pH Adjustment Log for Preserved Samples

Sample ID	Type of Preservative	pH upon receipt	Date preservation adjusted	Time preservation adjusted	Amount of Preservative added	Lot #

Note: Whenever there is a discrepancy affecting North Carolina compliance samples, a copy of this form will be sent to the North Carolina DENR Certification Office (i.e. Out of hold, incorrect preservative, out of temp, incorrect containers.

Pace Analytical

CHAIN-OF-CUSTODY / Analytical Request Document

The Chain-of-Custody is a LEGAL DOCUMENT. All relevant fields must be completed accurately.

Page: 1 of 1

Section A Required Client Information:

Company:	GA Power
Address:	Atlanta, GA
Email To:	SCS Contacts
Phone:	Fax:
Requested Due Date/TAT:	10 day

Section B Required Project Information:

Report To:	SCS Contacts
Copy To:	Geosyntec Contacts
Purchase Order No.:	GPC62474-0001
Project Name:	Hammond AP-1
Project Number:	GW6581G

Section C Invoice Information:

Attention:	Southern Co.
Company Name:	
Address:	
Pace Quote Reference:	
Pace Project Manager:	Bonnie Vang
Pace Profile #:	16483

REGULATORY AGENCY

NPDES GROUND WATER DRINKING WATER

UST RCRA OTHER CCR

Site Location STATE: GA

Section D Required Client Information

Valid Matrix Codes

MATRIX	CODE
DRINKING WATER	DW WT
WATER	WW
WASTE WATER	WT
PRODUCT	SL
SOIL/SOLID	OL
OIL	WP
WIPE	AR
AIR	OT
OTHER	TS
TISSUE	

Requested Analysis Filtered (Y/N)

ITEM #	SAMPLE ID (A-Z, 0-9 / ,-) Sample IDs MUST BE UNIQUE	MATRIX CODE (see valid codes to left)	SAMPLE TYPE (G=GRAB C=COMP)	COLLECTED COMPOSITE DATE	COLLECTED COMPOSITE TIME	COLLECTED COMPOSITE END/GRAB DATE	COLLECTED COMPOSITE END/GRAB TIME	SAMPLE TEMP AT COLLECTION	# OF CONTAINERS	Preservatives: Unpreserved	H_2SO_4	HNO_3	HCl	NaOH	$Na_2S_2O_3$	Methanol	Other	Analysis Test Y/N	Total 5016/6022-B, Fe, Mo	Total 5016/6022-Al, B, Fe	Major Ions (Profile 10639-2)	Residual Chlorine (Y/N)	Pace Project No./ Lab I.D.
																		Y/N	N	N	N		
1	HAM-MW-53	WG	G	08/12/2024	1445				22	4	2		1				1		X		X	N	
2	HAM-MW-54	WG	G	08/12/2024	1235	ER 8/12/2024			23	4	2		1				1			X	X	N	
3																							
4																							
5																							
6				ER 8/12/2024																			
7																							
8																							
9																							
10																							
11																							
12																							

ADDITIONAL COMMENTS	RELINQUISHED BY / AFFILIATION	DATE	TIME	ACCEPTED BY / AFFILIATION	DATE	TIME	SAMPLE CONDITIONS
Task Code: HAM-CCR-CA-20240807	Elizabeth Russell / Geosyntec	08/12/24	14:00	Jacob Tracy / Geosyntec	08/12/24	14:00	
	Jacob Tracy / Geosyntec	08/14/24	12:05	Ryan Williams / Pace	08/14/24	12:05	
	Ryan Williams / Pace	8/14/2024	1440	[illegible] / Pace	8/14/24	1440	

SAMPLER NAME AND SIGNATURE		Temp in °C	Received on Ice (Y/N)	Custody Sealed Cooler (Y/N)	Samples Intact (Y/N)
PRINT Name of SAMPLER: Elisabeth Russell / Geosyntec Consultants, Inc.					
SIGNATURE of SAMPLER:	DATE Signed (MM/DD/YY):				

Pace

DC#_Title: ENV-FRM-HUNT-0083 v05_Sample Condition Upon Receipt

Effective Date: 05/24/2024

Laboratory receiving samples:
Asheville ☐ Eden ☐ Greenwood ☐ Huntersville ☐ Raleigh ☐ Mechanicsville ☐ Atlanta ☑ Kernersville ☐

Sample Condition Upon Receipt

Client Name: GA Power

Project #: **WO#: 92746280**

PM: BV Due Date: 08/21/24
CLIENT: 92- GP-HAM

Courier: ☐ Commercial ☐ Fed Ex ☐ UPS ☐ USPS ☐ Client ☑ Pace ☐ Other:____

Custody Seal Present? ☐ Yes ☑ No Seals Intact? ☐ Yes ☐ No ☑ N/A

Date/Initials Person Examining Contents: 8/17/24 CSY

Packing Material: ☐ Bubble Wrap ☐ Bubble Bags ☑ None ☐ Other

Biological Tissue Frozen? ☐ Yes ☐ No ☑ N/A

Thermometer: ☐ IR Gun ID: 230

Type of Ice: ☑ Wet ☐ Blue ☐ None

Cooler Temp: 2.3 Correction Factor: Add/Subtract (°C) 2.3

Cooler Temp Corrected (°C): 2.3

Temp should be above freezing to 6°C
☐ Samples out of temp criteria. Samples on ice, cooling process has begun

USDA Regulated Soil (☐ N/A, water sample)
Did samples originate in a quarantine zone within the United States: CA, NY, or SC (check maps)? ☐ Yes ☐ No

Did samples originate from a foreign source (internationally, including Hawaii and Puerto Rico)? ☐ Yes ☐ No

				Comments/Discrepancy:
Chain of Custody Present?	☑ Yes	☐ No	☐ N/A	1.
Samples Arrived within Hold Time?	☑ Yes	☐ No	☐ N/A	2.
Short Hold Time Analysis (<72 hr.)?	☐ Yes	☑ No	☐ N/A	3.
Rush Turn Around Time Requested?	☐ Yes	☑ No	☐ N/A	4.
Sufficient Volume?	☑ Yes	☐ No	☐ N/A	5.
Correct Containers Used?	☑ Yes	☐ No	☐ N/A	6.
-Pace Containers Used?	☑ Yes	☐ No	☐ N/A	
Containers Intact?	☑ Yes	☐ No	☐ N/A	7.
Dissolved analysis: Samples Field Filtered?	☐ Yes	☐ No	☑ N/A	8.
Sample Labels Match COC? -Includes Date/Time/ID/Analysis Matrix: W	☑ Yes	☐ No	☐ N/A	9.
Headspace in VOA Vials (>5-6mm)?	☐ Yes	☐ No	☑ N/A	10.
Trip Blank Present?	☐ Yes	☐ No	☑ N/A	11.
Trip Blank Custody Seals Present?	☐ Yes	☐ No	☑ N/A	

Field Data Required? ☐ Yes ☐ No

COMMENTS/SAMPLE DISCREPANCY
HAM-PT-10 is listed twice on 2 different COC's

Lot ID of split containers:

CLIENT NOTIFICATION/RESOLUTION

Person contacted: _____ Date/Time: _____

Project Manager SCURF Review: _____ Date: _____

Project Manager SRF Review: _____ Date: _____

Pace ANALYTICAL SERVICES

DC#_Title: ENV-FRM-HUN1-0083 v05_Sample Condition Upon Receipt

Effective Date: 05/24/2024

WO#: 92746282

Project

PM: BV Due Date: 08/21/24

CLIENT: 92- GP-HAM

*Check mark top half of box if pH and/or dechlorination is verified and within the acceptance range for preservation samples.

Exceptions: VOA, Coliform, TOC, Oil and Grease, DRO/8015 (water) DOC, LLHg

**Bottom half of box is to list number of bottles

***Check all unpreserved Nitrates for chlorine

Laboratory Receiving Location: Asheville ☐ Eden ☐ Greenwood ☐ Huntersville ☐ Raleigh ☐ Mechanicsville ☐ Atlanta ☐ Kernersville ☐

Client_____ Profile/EZ (Circle one)_____ Notes_____

Item#	BP4U-125 mL Plastic Unpreserved (N/A) (Cl-)	BP3U-250 mL Plastic Unpreserved (N/A)	BP2U-500 mL Plastic Unpreserved (N/A)	BP1U-1 liter Plastic Unpreserved (N/A)		BP4S-125 mL Plastic H2SO4 (pH < 2) (Cl-)	BP3N-250 mL plastic HNO3 (pH < 2)	BP4Z-125 mL Plastic ZN Acetate & NaOH (>9)	BP4B-125 mL Plastic NaOH (pH > 12) (Cl-)	WGFU-Wide-mouthed Glass jar Unpreserved	AG1U-1 liter Amber Unpreserved (N/A) (Cl-)	AG1H-1 liter Amber HCl (pH < 2)	AG3U-250 mL Amber Unpreserved (N/A) (Cl-)	AG1S-1 liter Amber H2SO4 (pH < 2)	AG3S-250 mL Amber H2SO4 (pH < 2)	DG9A-40 mL Amber NH4Cl (N/A)(Cl-)	DG9H-40 mL VOA HCl (N/A)	VG9T-40 mL VOA Na2S2O3 (N/A)	VG9U-40 mL VOA Unpreserved (N/A)	DG9V-40 mL VOA H3PO4 (N/A)	KP7U-50 mL Plastic Unpreserved (N/A)	V/GK (3 vials per kit)-VPH/Gas kit (N/A)	SP5T-125 mL Sterile Plastic (N/A – lab)	SP2T-250 mL Sterile Plastic (N/A – lab)		BP3R-250 mL Plastic (NH2)2SO4 (9.3-9.7)	AG0U-100 mL Amber Unpreserved (N/A) (Cl-)	VSGU-20 mL Scintillation vials (N/A)	DG9U-40 mL Amber Unpreserved vials (N/A)
CC																													
1							✓																						
2							✓																						
3							✓																						
4							✓																						
5																													
6																													
7																													
8																													
9																													
10																													
11																													
12																													

pH Adjustment Log for Preserved Samples

Sample ID	Type of Preservative	pH upon receipt	Date preservation adjusted	Time preservation adjusted	Amount of Preservative added	Lot #

Note: Whenever there is a discrepancy affecting North Carolina compliance samples, a copy of this form will be sent to the North Carolina DENR Certification Office (i.e. Out of hold, incorrect preservative, out of temp, incorrect containers.

Pace Analytical
www.pacelabs.com

CHAIN-OF-CUSTODY / Analytical Request Document

The Chain-of-Custody is a LEGAL DOCUMENT. All relevant fields must be completed accurately.

Page: 1 of 1

Section A Required Client Information:

Company:	GA Power
Address:	Atlanta, GA
Email To:	SCS Contacts
Phone:	Fax:
Requested Due Date/TAT:	5 day

Section B Required Project Information:

Report To:	SCS Contacts
Copy To:	Geosyntec Contacts
Purchase Order No.:	GPC82474-0001
Project Name:	Hammond AP-1
Project Number:	GW6581G/109/12

Section C Invoice Information:

Attention:	Southern Co.
Company Name:	
Address:	
Pace Quote Reference:	
Pace Project Manager:	Bonnie Vang
Pace Profile #:	16483

REGULATORY AGENCY

NPDES GROUND WATER DRINKING WATER
UST RCRA OTHER CCR

Site Location STATE: GA

Section D Required Client Information

Valid Matrix Codes

MATRIX	CODE
DRINKING WATER	DW WT
WATER	WW
WASTE WATER	WT
PRODUCT	SL
SOIL/SOLID	OL
OIL	WP
WIPE	AR
AIR	OT
OTHER	TS
TISSUE	

ITEM #	SAMPLE ID (A-Z, 0-9 / ,-) Sample IDs MUST BE UNIQUE	MATRIX CODE (see valid codes to left)	SAMPLE TYPE (G=GRAB C=COMP)	COLLECTED COMPOSITE DATE	COLLECTED COMPOSITE TIME	COLLECTED COMPOSITE ENDGRAB DATE	COLLECTED COMPOSITE ENDGRAB TIME	SAMPLE TEMP AT COLLECTION	# OF CONTAINERS	Unpreserved	H_2SO_4	HNO_3	HCl	NaOH	$Na_2S_2O_3$	Methanol	Other	Analysis Test Y/N	Total 6016/6022-B, As, Mo, Fe	Total 6016/6022-B, As, Fe	Total 6016/6022-B, Mo, Fe	Residual Chlorine (Y/N)	Pace Project No./ Lab I.D.
										Preservatives								Requested Analysis Filtered (Y/N)					92746282
1	HAM-PT-10	WG	G	8/5/24	17:02				22			1							X			N	001
2																							
3																							
4																							
5																							
6				ER 8/5/24																			
7																							
8																							
9																							
10																							
11																							
12																							

ER 8/5/24

ADDITIONAL COMMENTS	RELINQUISHED BY / AFFILIATION	DATE	TIME	ACCEPTED BY / AFFILIATION	DATE	TIME	SAMPLE CONDITIONS
Task Code: HAM-CCR-CA-20240805	Elisabeth Russell / Geosyntec	8/05/2024	2000	Thomas Kessler	8/05/2024	2000	
	Thomas Kessler / Geosyntec	8/07/2024	1225	Ryan Williams / Pace	8/7/2024	1225	
	Ryan Williams / Pace	8/7/2024	1505				

SAMPLER NAME AND SIGNATURE

PRINT Name of SAMPLER: Elisabeth Russell / Geosyntec Consultants, Inc.

SIGNATURE of SAMPLER: [signature] DATE Signed (MM/DD/YY): 08/05/2024

Temp in °C | Received on Ice (Y/N) | Custody Sealed Cooler (Y/N) | Samples Intact (Y/N)

Pace Analytical Services, LLC
9800 Kincey Ave. Suite 100
Huntersville, NC 28078
(704)875-9092

August 27, 2024

Kristen Jurinko
Southern Company
241 Ralph McGill Blvd NE
Bin 10160
Atlanta, GA 30308

RE: Project: Hammond AP-1 (CA)-20240812
Pace Project No.: 92747679

Dear Kristen Jurinko:

Enclosed are the analytical results for sample(s) received by the laboratory on August 14, 2024. The results relate only to the samples included in this report. Results reported herein conform to the applicable TNI/NELAC Standards and the laboratory's Quality Manual, where applicable, unless otherwise noted in the body of the report.

The test results provided in this final report were generated by each of the following laboratories within the Pace Network:

- Pace Analytical Services - Asheville
- Pace Analytical Services - Peachtree Corners, GA

If you have any questions concerning this report, please feel free to contact me.

Sincerely,

Bonnie Vang

Bonnie Vang
bonnie.vang@pacelabs.com
704-977-0968
Project Manager

Enclosures

cc: Kip Gray, Geosyntec
Christine Hug, Geosyntec Consultants, Inc.
Thomas Kessler, Geosyntec Consultants
Whitney Law, Geosyntec Consultants
Laura Midkiff, Southern Company
Caroline Nelson, Geosyntec Consultants, Inc
Jamie Newsome, Geosyntec Consultants
Zain Webb, Geosyntec Consultants

This report shall not be reproduced, except in full,
without the written consent of Pace Analytical Services, LLC.

Pace Analytical Services, LLC
9800 Kincey Ave. Suite 100
Huntersville, NC 28078
(704)875-9092

CERTIFICATIONS

Project:	Hammond AP-1 (CA)-20240812
Pace Project No.:	92747679

Pace Analytical Services Asheville

2225 Riverside Drive, Asheville, NC 28804
Florida/NELAP Certification #: E87648
North Carolina Drinking Water Certification #: 37712
North Carolina Wastewater Certification #: 40
South Carolina Laboratory ID: 99030
South Carolina Certification #: 99030001
Virginia/VELAP Certification #: 460222

Pace Analytical Services Peachtree Corners

110 Technology Pkwy, Peachtree Corners, GA 30092
Florida DOH Certification #: E87315
Georgia DW Inorganics Certification #: 812
North Carolina Certification #: 381
South Carolina Certification #: 98011001
Virginia Certification #: 460204

This report shall not be reproduced, except in full,
without the written consent of Pace Analytical Services, LLC.

Pace Analytical Services, LLC
9800 Kincey Ave. Suite 100
Huntersville, NC 28078
(704)875-9092

SAMPLE SUMMARY

Project: Hammond AP-1 (CA)-20240812
Pace Project No.: 92747679

Lab ID	Sample ID	Matrix	Date Collected	Date Received
92747679001	**HAM-PT-09**	Water	08/12/24 15:30	08/14/24 12:05
92747679002	**HAM-PT-10**	Water	08/13/24 14:10	08/14/24 12:05
92747679003	**HAM-PT-11**	Water	08/12/24 17:25	08/14/24 12:05
92747679004	**HAM-PT-12**	Water	08/13/24 12:05	08/14/24 12:05
92747679005	**HAM-PT-14**	Water	08/13/24 17:00	08/14/24 12:05

This report shall not be reproduced, except in full,
without the written consent of Pace Analytical Services, LLC.

Pace Analytical Services, LLC
9800 Kincey Ave. Suite 100
Huntersville, NC 28078
(704)875-9092

SAMPLE ANALYTE COUNT

Project: Hammond AP-1 (CA)-20240812
Pace Project No.: 92747679

Lab ID	Sample ID	Method	Analysts	Analytes Reported
92747679001	**HAM-PT-09**	EPA 6010D	MJS2	6
		EPA 6020B	CW1	13
		EPA 7470A	VB	1
		SM 2540C-2015	DL1	1
		SM 2320B-2011	SMS	3
		SM 4500-S2D-2011	JP1	1
		EPA 300.0 Rev 2.1 1993	CDC	3
92747679002	**HAM-PT-10**	EPA 6010D	MJS2	6
		EPA 6020B	CW1	13
		EPA 7470A	VB	1
		SM 2540C-2015	DL1	1
		SM 2320B-2011	SMS	3
		SM 4500-S2D-2011	JP1	1
		EPA 300.0 Rev 2.1 1993	CDC	3
92747679003	**HAM-PT-11**	EPA 6010D	MJS2	6
		EPA 6020B	CW1	13
		EPA 7470A	VB	1
		SM 2540C-2015	DL1	1
		SM 2320B-2011	SMS	3
		SM 4500-S2D-2011	JP1	1
		EPA 300.0 Rev 2.1 1993	CDC	3
92747679004	**HAM-PT-12**	EPA 6010D	MJS2	6
		EPA 6020B	CW1	13
		EPA 7470A	VB	1
		SM 2540C-2015	DL1	1
		SM 2320B-2011	SMS	3
		SM 4500-S2D-2011	JP1	1
		EPA 300.0 Rev 2.1 1993	CDC	3
92747679005	**HAM-PT-14**	EPA 6010D	MJS2	6
		EPA 6020B	CW1	13
		EPA 7470A	VB	1
		SM 2540C-2015	DL1	1
		SM 2320B-2011	SMS	3
		SM 4500-S2D-2011	JP1	1
		EPA 300.0 Rev 2.1 1993	CDC	3

PASI-A = Pace Analytical Services - Asheville
PASI-GA = Pace Analytical Services - Peachtree Corners, GA

This report shall not be reproduced, except in full,
without the written consent of Pace Analytical Services, LLC.

Pace Analytical Services, LLC
9800 Kincey Ave. Suite 100
Huntersville, NC 28078
(704)875-9092

SUMMARY OF DETECTION

Project: Hammond AP-1 (CA)-20240812
Pace Project No.: 92747679

Lab Sample ID Method	Client Sample ID Parameters	Result	Units	Report Limit	Analyzed	Qualifiers
92747679001	**HAM-PT-09**					
EPA 6010D	Iron	0.34	mg/L	0.040	08/22/24 17:17	
EPA 6010D	Manganese	0.36	mg/L	0.040	08/22/24 17:17	
EPA 6010D	Potassium	6.1	mg/L	0.50	08/22/24 17:17	
EPA 6010D	Sodium	7.8	mg/L	1.0	08/22/24 17:17	
EPA 6010D	Calcium	92.5	mg/L	1.0	08/22/24 17:17	
EPA 6010D	Magnesium	23.9	mg/L	0.050	08/22/24 17:17	
EPA 6020B	Barium	0.066	mg/L	0.0050	08/20/24 15:20	
EPA 6020B	Boron	1.2	mg/L	0.040	08/20/24 15:20	
EPA 6020B	Cadmium	0.00021J	mg/L	0.00050	08/20/24 15:20	
EPA 6020B	Cobalt	0.0033J	mg/L	0.0050	08/20/24 15:20	
EPA 6020B	Lithium	0.0019J	mg/L	0.030	08/20/24 15:20	
EPA 6020B	Molybdenum	0.25	mg/L	0.010	08/20/24 15:20	
SM 2540C-2015	Total Dissolved Solids	521	mg/L	25.0	08/16/24 14:18	
SM 2320B-2011	Alkalinity,Bicarbonate (CaCO3)	120	mg/L	5.0	08/15/24 20:59	
SM 2320B-2011	Alkalinity, Total as CaCO3	120	mg/L	5.0	08/15/24 20:59	
EPA 300.0 Rev 2.1 1993	Chloride	42.3	mg/L	1.0	08/16/24 02:04	
EPA 300.0 Rev 2.1 1993	Fluoride	0.35	mg/L	0.10	08/16/24 02:04	
EPA 300.0 Rev 2.1 1993	Sulfate	157	mg/L	4.0	08/16/24 13:35	M1
92747679002	**HAM-PT-10**					
EPA 6010D	Iron	0.31	mg/L	0.040	08/22/24 17:20	
EPA 6010D	Manganese	0.50	mg/L	0.040	08/22/24 17:20	
EPA 6010D	Potassium	7.2	mg/L	0.50	08/22/24 17:20	
EPA 6010D	Sodium	9.1	mg/L	1.0	08/22/24 17:20	
EPA 6010D	Calcium	107	mg/L	1.0	08/22/24 17:20	
EPA 6010D	Magnesium	14.4	mg/L	0.050	08/22/24 17:20	
EPA 6020B	Antimony	0.0010J	mg/L	0.0030	08/20/24 15:35	
EPA 6020B	Barium	0.049	mg/L	0.0050	08/20/24 15:35	
EPA 6020B	Boron	1.7	mg/L	0.040	08/20/24 15:35	
EPA 6020B	Cadmium	0.00013J	mg/L	0.00050	08/20/24 15:35	
EPA 6020B	Cobalt	0.0016J	mg/L	0.0050	08/20/24 15:35	
EPA 6020B	Molybdenum	0.17	mg/L	0.010	08/20/24 15:35	
SM 2540C-2015	Total Dissolved Solids	449	mg/L	25.0	08/19/24 17:59	
SM 2320B-2011	Alkalinity,Bicarbonate (CaCO3)	133	mg/L	5.0	08/16/24 16:35	
SM 2320B-2011	Alkalinity, Total as CaCO3	133	mg/L	5.0	08/16/24 16:35	
EPA 300.0 Rev 2.1 1993	Chloride	47.5	mg/L	1.0	08/16/24 03:14	
EPA 300.0 Rev 2.1 1993	Fluoride	0.25	mg/L	0.10	08/16/24 03:14	
EPA 300.0 Rev 2.1 1993	Sulfate	122	mg/L	3.0	08/16/24 14:47	
92747679003	**HAM-PT-11**					
EPA 6010D	Iron	0.25	mg/L	0.040	08/22/24 17:24	
EPA 6010D	Manganese	1.0	mg/L	0.040	08/22/24 17:24	
EPA 6010D	Potassium	6.1	mg/L	0.50	08/22/24 17:24	
EPA 6010D	Sodium	8.5	mg/L	1.0	08/22/24 17:24	
EPA 6010D	Calcium	96.7	mg/L	1.0	08/22/24 17:24	
EPA 6010D	Magnesium	20.6	mg/L	0.050	08/22/24 17:24	
EPA 6020B	Barium	0.072	mg/L	0.0050	08/20/24 15:39	
EPA 6020B	Boron	1.5	mg/L	0.040	08/20/24 15:39	

This report shall not be reproduced, except in full,
without the written consent of Pace Analytical Services, LLC.

Pace Analytical Services, LLC
9800 Kincey Ave. Suite 100
Huntersville, NC 28078
(704)875-9092

SUMMARY OF DETECTION

Project: Hammond AP-1 (CA)-20240812
Pace Project No.: 92747679

Lab Sample ID Method	Client Sample ID Parameters	Result	Units	Report Limit	Analyzed	Qualifiers
92747679003	**HAM-PT-11**					
EPA 6020B	Cadmium	0.00022J	mg/L	0.00050	08/20/24 15:39	
EPA 6020B	Cobalt	0.015	mg/L	0.0050	08/20/24 15:39	
EPA 6020B	Lithium	0.0059J	mg/L	0.030	08/20/24 15:39	
EPA 6020B	Molybdenum	0.10	mg/L	0.010	08/20/24 15:39	
SM 2540C-2015	Total Dissolved Solids	456	mg/L	25.0	08/16/24 14:19	
SM 2320B-2011	Alkalinity,Bicarbonate (CaCO3)	126	mg/L	5.0	08/15/24 21:08	
SM 2320B-2011	Alkalinity, Total as CaCO3	126	mg/L	5.0	08/15/24 21:08	
EPA 300.0 Rev 2.1 1993	Chloride	41.7	mg/L	1.0	08/16/24 03:28	
EPA 300.0 Rev 2.1 1993	Fluoride	0.32	mg/L	0.10	08/16/24 03:28	
EPA 300.0 Rev 2.1 1993	Sulfate	139	mg/L	3.0	08/16/24 15:01	
92747679004	**HAM-PT-12**					
EPA 6010D	Iron	0.082	mg/L	0.040	08/22/24 17:28	
EPA 6010D	Manganese	0.62	mg/L	0.040	08/22/24 17:28	
EPA 6010D	Potassium	5.8	mg/L	0.50	08/22/24 17:28	
EPA 6010D	Sodium	6.6	mg/L	1.0	08/22/24 17:28	
EPA 6010D	Calcium	98.4	mg/L	1.0	08/22/24 17:28	
EPA 6010D	Magnesium	24.5	mg/L	0.050	08/22/24 17:28	
EPA 6020B	Arsenic	0.00089J	mg/L	0.0050	08/20/24 15:54	
EPA 6020B	Barium	0.070	mg/L	0.0050	08/20/24 15:54	
EPA 6020B	Boron	1.1	mg/L	0.040	08/20/24 15:54	
EPA 6020B	Cadmium	0.00024J	mg/L	0.00050	08/20/24 15:54	
EPA 6020B	Cobalt	0.0022J	mg/L	0.0050	08/20/24 15:54	
EPA 6020B	Lithium	0.0025J	mg/L	0.030	08/20/24 15:54	
EPA 6020B	Molybdenum	0.23	mg/L	0.010	08/20/24 15:54	
SM 2540C-2015	Total Dissolved Solids	546	mg/L	25.0	08/19/24 18:00	
SM 2320B-2011	Alkalinity,Bicarbonate (CaCO3)	128	mg/L	5.0	08/16/24 16:53	
SM 2320B-2011	Alkalinity, Total as CaCO3	128	mg/L	5.0	08/16/24 16:53	
EPA 300.0 Rev 2.1 1993	Chloride	31.7	mg/L	1.0	08/16/24 03:42	
EPA 300.0 Rev 2.1 1993	Fluoride	0.32	mg/L	0.10	08/16/24 03:42	
EPA 300.0 Rev 2.1 1993	Sulfate	178	mg/L	4.0	08/16/24 15:15	
92747679005	**HAM-PT-14**					
EPA 6010D	Iron	18.9	mg/L	0.040	08/22/24 17:32	
EPA 6010D	Manganese	3.6	mg/L	0.040	08/22/24 17:32	
EPA 6010D	Potassium	6.4	mg/L	0.50	08/22/24 17:32	
EPA 6010D	Sodium	9.7	mg/L	1.0	08/22/24 17:32	
EPA 6010D	Calcium	136	mg/L	1.0	08/22/24 17:32	
EPA 6010D	Magnesium	21.0	mg/L	0.050	08/22/24 17:32	
EPA 6020B	Arsenic	0.24	mg/L	0.0050	08/20/24 15:58	
EPA 6020B	Barium	0.048	mg/L	0.0050	08/20/24 15:58	
EPA 6020B	Boron	0.60	mg/L	0.040	08/20/24 15:58	
EPA 6020B	Cobalt	0.028	mg/L	0.0050	08/20/24 15:58	
EPA 6020B	Lithium	0.053	mg/L	0.030	08/20/24 15:58	
EPA 6020B	Molybdenum	0.014	mg/L	0.010	08/20/24 15:58	
SM 2540C-2015	Total Dissolved Solids	621	mg/L	25.0	08/19/24 18:00	
SM 2320B-2011	Alkalinity,Bicarbonate (CaCO3)	153	mg/L	5.0	08/16/24 17:02	
SM 2320B-2011	Alkalinity, Total as CaCO3	153	mg/L	5.0	08/16/24 17:02	

This report shall not be reproduced, except in full,
without the written consent of Pace Analytical Services, LLC.

Pace Analytical Services, LLC
9800 Kincey Ave. Suite 100
Huntersville, NC 28078
(704)875-9092

SUMMARY OF DETECTION

Project: Hammond AP-1 (CA)-20240812
Pace Project No.: 92747679

Lab Sample ID Method	Client Sample ID Parameters	Result	Units	Report Limit	Analyzed	Qualifiers
92747679005	**HAM-PT-14**					
EPA 300.0 Rev 2.1 1993	Chloride	19.6	mg/L	1.0	08/16/24 03:56	
EPA 300.0 Rev 2.1 1993	Fluoride	0.21	mg/L	0.10	08/16/24 03:56	
EPA 300.0 Rev 2.1 1993	Sulfate	239	mg/L	6.0	08/16/24 15:29	

This report shall not be reproduced, except in full,
without the written consent of Pace Analytical Services, LLC.

Pace Analytical Services, LLC
9800 Kincey Ave. Suite 100
Huntersville, NC 28078
(704)875-9092

ANALYTICAL RESULTS

Project: Hammond AP-1 (CA)-20240812
Pace Project No.: 92747679

Sample: HAM-PT-09 **Lab ID: 92747679001** Collected: 08/12/24 15:30 Received: 08/14/24 12:05 Matrix: Water

Parameters	Results	Units	Report Limit	MDL	DF	Prepared	Analyzed	CAS No.	Qual
6010D ATL ICP	Analytical Method: EPA 6010D Preparation Method: EPA 3010A								
	Pace Analytical Services - Peachtree Corners, GA								
Iron	**0.34**	mg/L	0.040	0.025	1	08/21/24 13:41	08/22/24 17:17	7439-89-6	
Manganese	**0.36**	mg/L	0.040	0.011	1	08/21/24 13:41	08/22/24 17:17	7439-96-5	
Potassium	**6.1**	mg/L	0.50	0.15	1	08/21/24 13:41	08/22/24 17:17	7440-09-7	
Sodium	**7.8**	mg/L	1.0	0.58	1	08/21/24 13:41	08/22/24 17:17	7440-23-5	
Calcium	**92.5**	mg/L	1.0	0.12	1	08/21/24 13:41	08/22/24 17:17	7440-70-2	
Magnesium	**23.9**	mg/L	0.050	0.012	1	08/21/24 13:41	08/22/24 17:17	7439-95-4	
6020 MET ICPMS	Analytical Method: EPA 6020B Preparation Method: EPA 3005A								
	Pace Analytical Services - Peachtree Corners, GA								
Antimony	ND	mg/L	0.0030	0.00054	1	08/16/24 12:09	08/20/24 15:20	7440-36-0	
Arsenic	ND	mg/L	0.0050	0.00084	1	08/16/24 12:09	08/20/24 15:20	7440-38-2	
Barium	**0.066**	mg/L	0.0050	0.00047	1	08/16/24 12:09	08/20/24 15:20	7440-39-3	
Beryllium	ND	mg/L	0.00050	0.000094	1	08/16/24 12:09	08/20/24 15:20	7440-41-7	
Boron	**1.2**	mg/L	0.040	0.012	1	08/16/24 12:09	08/20/24 15:20	7440-42-8	
Cadmium	**0.00021J**	mg/L	0.00050	0.00010	1	08/16/24 12:09	08/20/24 15:20	7440-43-9	
Chromium	ND	mg/L	0.0050	0.0019	1	08/16/24 12:09	08/20/24 15:20	7440-47-3	
Cobalt	**0.0033J**	mg/L	0.0050	0.00032	1	08/16/24 12:09	08/20/24 15:20	7440-48-4	
Lead	ND	mg/L	0.0010	0.00016	1	08/16/24 12:09	08/20/24 15:20	7439-92-1	
Lithium	**0.0019J**	mg/L	0.030	0.0016	1	08/16/24 12:09	08/20/24 15:20	7439-93-2	
Molybdenum	**0.25**	mg/L	0.010	0.00062	1	08/16/24 12:09	08/20/24 15:20	7439-98-7	
Selenium	ND	mg/L	0.0050	0.00096	1	08/16/24 12:09	08/20/24 15:20	7782-49-2	
Thallium	ND	mg/L	0.0010	0.00038	1	08/16/24 12:09	08/20/24 15:20	7440-28-0	
7470 Mercury	Analytical Method: EPA 7470A Preparation Method: EPA 7470A								
	Pace Analytical Services - Peachtree Corners, GA								
Mercury	ND	mg/L	0.00020	0.00013	1	08/26/24 09:00	08/26/24 13:00	7439-97-6	
2540C Total Dissolved Solids	Analytical Method: SM 2540C-2015								
	Pace Analytical Services - Peachtree Corners, GA								
Total Dissolved Solids	**521**	mg/L	25.0	25.0	1		08/16/24 14:18		
2320B Alkalinity	Analytical Method: SM 2320B-2011								
	Pace Analytical Services - Asheville								
Alkalinity,Bicarbonate (CaCO3)	**120**	mg/L	5.0	5.0	1		08/15/24 20:59		
Alkalinity,Carbonate (CaCO3)	ND	mg/L	5.0	5.0	1		08/15/24 20:59		
Alkalinity, Total as CaCO3	**120**	mg/L	5.0	5.0	1		08/15/24 20:59		
4500S2D Sulfide Water	Analytical Method: SM 4500-S2D-2011								
	Pace Analytical Services - Asheville								
Sulfide	ND	mg/L	0.10	0.022	1		08/17/24 04:16	18496-25-8	
300.0 IC Anions 28 Days	Analytical Method: EPA 300.0 Rev 2.1 1993								
	Pace Analytical Services - Asheville								
Chloride	**42.3**	mg/L	1.0	0.60	1		08/16/24 02:04	16887-00-6	

REPORT OF LABORATORY ANALYSIS

This report shall not be reproduced, except in full,
without the written consent of Pace Analytical Services, LLC.

Pace Analytical Services, LLC
9800 Kincey Ave. Suite 100
Huntersville, NC 28078
(704)875-9092

ANALYTICAL RESULTS

Project: Hammond AP-1 (CA)-20240812
Pace Project No.: 92747679

Sample: HAM-PT-09 **Lab ID: 92747679001** Collected: 08/12/24 15:30 Received: 08/14/24 12:05 Matrix: Water

Parameters	Results	Units	Report Limit	MDL	DF	Prepared	Analyzed	CAS No.	Qual
300.0 IC Anions 28 Days	Analytical Method: EPA 300.0 Rev 2.1 1993 Pace Analytical Services - Asheville								
Fluoride	**0.35**	mg/L	0.10	0.050	1		08/16/24 02:04	16984-48-8	
Sulfate	**157**	mg/L	4.0	2.0	4		08/16/24 13:35	14808-79-8	M1

This report shall not be reproduced, except in full,
without the written consent of Pace Analytical Services, LLC.

Pace Analytical Services, LLC
9800 Kincey Ave. Suite 100
Huntersville, NC 28078
(704)875-9092

ANALYTICAL RESULTS

Project: Hammond AP-1 (CA)-20240812
Pace Project No.: 92747679

Sample: HAM-PT-10 **Lab ID: 92747679002** Collected: 08/13/24 14:10 Received: 08/14/24 12:05 Matrix: Water

Parameters	Results	Units	Report Limit	MDL	DF	Prepared	Analyzed	CAS No.	Qual
6010D ATL ICP	Analytical Method: EPA 6010D Preparation Method: EPA 3010A								
	Pace Analytical Services - Peachtree Corners, GA								
Iron	**0.31**	mg/L	0.040	0.025	1	08/21/24 13:41	08/22/24 17:20	7439-89-6	
Manganese	**0.50**	mg/L	0.040	0.011	1	08/21/24 13:41	08/22/24 17:20	7439-96-5	
Potassium	**7.2**	mg/L	0.50	0.15	1	08/21/24 13:41	08/22/24 17:20	7440-09-7	
Sodium	**9.1**	mg/L	1.0	0.58	1	08/21/24 13:41	08/22/24 17:20	7440-23-5	
Calcium	**107**	mg/L	1.0	0.12	1	08/21/24 13:41	08/22/24 17:20	7440-70-2	
Magnesium	**14.4**	mg/L	0.050	0.012	1	08/21/24 13:41	08/22/24 17:20	7439-95-4	
6020 MET ICPMS	Analytical Method: EPA 6020B Preparation Method: EPA 3005A								
	Pace Analytical Services - Peachtree Corners, GA								
Antimony	**0.0010J**	mg/L	0.0030	0.00054	1	08/16/24 12:09	08/20/24 15:35	7440-36-0	
Arsenic	ND	mg/L	0.0050	0.00084	1	08/16/24 12:09	08/20/24 15:35	7440-38-2	
Barium	**0.049**	mg/L	0.0050	0.00047	1	08/16/24 12:09	08/20/24 15:35	7440-39-3	
Beryllium	ND	mg/L	0.00050	0.000094	1	08/16/24 12:09	08/20/24 15:35	7440-41-7	
Boron	**1.7**	mg/L	0.040	0.012	1	08/16/24 12:09	08/20/24 15:35	7440-42-8	
Cadmium	**0.00013J**	mg/L	0.00050	0.00010	1	08/16/24 12:09	08/20/24 15:35	7440-43-9	
Chromium	ND	mg/L	0.0050	0.0019	1	08/16/24 12:09	08/20/24 15:35	7440-47-3	
Cobalt	**0.0016J**	mg/L	0.0050	0.00032	1	08/16/24 12:09	08/20/24 15:35	7440-48-4	
Lead	ND	mg/L	0.0010	0.00016	1	08/16/24 12:09	08/20/24 15:35	7439-92-1	
Lithium	ND	mg/L	0.030	0.0016	1	08/16/24 12:09	08/20/24 15:35	7439-93-2	
Molybdenum	**0.17**	mg/L	0.010	0.00062	1	08/16/24 12:09	08/20/24 15:35	7439-98-7	
Selenium	ND	mg/L	0.0050	0.00096	1	08/16/24 12:09	08/20/24 15:35	7782-49-2	
Thallium	ND	mg/L	0.0010	0.00038	1	08/16/24 12:09	08/20/24 15:35	7440-28-0	
7470 Mercury	Analytical Method: EPA 7470A Preparation Method: EPA 7470A								
	Pace Analytical Services - Peachtree Corners, GA								
Mercury	ND	mg/L	0.00020	0.00013	1	08/26/24 09:00	08/26/24 13:03	7439-97-6	
2540C Total Dissolved Solids	Analytical Method: SM 2540C-2015								
	Pace Analytical Services - Peachtree Corners, GA								
Total Dissolved Solids	**449**	mg/L	25.0	25.0	1		08/19/24 17:59		
2320B Alkalinity	Analytical Method: SM 2320B-2011								
	Pace Analytical Services - Asheville								
Alkalinity,Bicarbonate (CaCO3)	**133**	mg/L	5.0	5.0	1		08/16/24 16:35		
Alkalinity,Carbonate (CaCO3)	ND	mg/L	5.0	5.0	1		08/16/24 16:35		
Alkalinity, Total as CaCO3	**133**	mg/L	5.0	5.0	1		08/16/24 16:35		
4500S2D Sulfide Water	Analytical Method: SM 4500-S2D-2011								
	Pace Analytical Services - Asheville								
Sulfide	ND	mg/L	0.10	0.022	1		08/17/24 04:19	18496-25-8	
300.0 IC Anions 28 Days	Analytical Method: EPA 300.0 Rev 2.1 1993								
	Pace Analytical Services - Asheville								
Chloride	**47.5**	mg/L	1.0	0.60	1		08/16/24 03:14	16887-00-6	

This report shall not be reproduced, except in full,
without the written consent of Pace Analytical Services, LLC.

Pace Analytical Services, LLC
9800 Kincey Ave. Suite 100
Huntersville, NC 28078
(704)875-9092

ANALYTICAL RESULTS

Project: Hammond AP-1 (CA)-20240812
Pace Project No.: 92747679

Sample: HAM-PT-10 **Lab ID: 92747679002** Collected: 08/13/24 14:10 Received: 08/14/24 12:05 Matrix: Water

Parameters	Results	Units	Report Limit	MDL	DF	Prepared	Analyzed	CAS No.	Qual
300.0 IC Anions 28 Days	Analytical Method: EPA 300.0 Rev 2.1 1993 Pace Analytical Services - Asheville								
Fluoride	**0.25**	mg/L	0.10	0.050	1		08/16/24 03:14	16984-48-8	
Sulfate	**122**	mg/L	3.0	1.5	3		08/16/24 14:47	14808-79-8	

This report shall not be reproduced, except in full,
without the written consent of Pace Analytical Services, LLC.

Pace Analytical Services, LLC
9800 Kincey Ave. Suite 100
Huntersville, NC 28078
(704)875-9092

ANALYTICAL RESULTS

Project: Hammond AP-1 (CA)-20240812
Pace Project No.: 92747679

Sample: HAM-PT-11 **Lab ID: 92747679003** Collected: 08/12/24 17:25 Received: 08/14/24 12:05 Matrix: Water

Parameters	Results	Units	Report Limit	MDL	DF	Prepared	Analyzed	CAS No.	Qual
6010D ATL ICP	Analytical Method: EPA 6010D Preparation Method: EPA 3010A Pace Analytical Services - Peachtree Corners, GA								
Iron	**0.25**	mg/L	0.040	0.025	1	08/21/24 13:41	08/22/24 17:24	7439-89-6	
Manganese	**1.0**	mg/L	0.040	0.011	1	08/21/24 13:41	08/22/24 17:24	7439-96-5	
Potassium	**6.1**	mg/L	0.50	0.15	1	08/21/24 13:41	08/22/24 17:24	7440-09-7	
Sodium	**8.5**	mg/L	1.0	0.58	1	08/21/24 13:41	08/22/24 17:24	7440-23-5	
Calcium	**96.7**	mg/L	1.0	0.12	1	08/21/24 13:41	08/22/24 17:24	7440-70-2	
Magnesium	**20.6**	mg/L	0.050	0.012	1	08/21/24 13:41	08/22/24 17:24	7439-95-4	
6020 MET ICPMS	Analytical Method: EPA 6020B Preparation Method: EPA 3005A Pace Analytical Services - Peachtree Corners, GA								
Antimony	ND	mg/L	0.0030	0.00054	1	08/16/24 12:09	08/20/24 15:39	7440-36-0	
Arsenic	ND	mg/L	0.0050	0.00084	1	08/16/24 12:09	08/20/24 15:39	7440-38-2	
Barium	**0.072**	mg/L	0.0050	0.00047	1	08/16/24 12:09	08/20/24 15:39	7440-39-3	
Beryllium	ND	mg/L	0.00050	0.000094	1	08/16/24 12:09	08/20/24 15:39	7440-41-7	
Boron	**1.5**	mg/L	0.040	0.012	1	08/16/24 12:09	08/20/24 15:39	7440-42-8	
Cadmium	**0.00022J**	mg/L	0.00050	0.00010	1	08/16/24 12:09	08/20/24 15:39	7440-43-9	
Chromium	ND	mg/L	0.0050	0.0019	1	08/16/24 12:09	08/20/24 15:39	7440-47-3	
Cobalt	**0.015**	mg/L	0.0050	0.00032	1	08/16/24 12:09	08/20/24 15:39	7440-48-4	
Lead	ND	mg/L	0.0010	0.00016	1	08/16/24 12:09	08/20/24 15:39	7439-92-1	
Lithium	**0.0059J**	mg/L	0.030	0.0016	1	08/16/24 12:09	08/20/24 15:39	7439-93-2	
Molybdenum	**0.10**	mg/L	0.010	0.00062	1	08/16/24 12:09	08/20/24 15:39	7439-98-7	
Selenium	ND	mg/L	0.0050	0.00096	1	08/16/24 12:09	08/20/24 15:39	7782-49-2	
Thallium	ND	mg/L	0.0010	0.00038	1	08/16/24 12:09	08/20/24 15:39	7440-28-0	
7470 Mercury	Analytical Method: EPA 7470A Preparation Method: EPA 7470A Pace Analytical Services - Peachtree Corners, GA								
Mercury	ND	mg/L	0.00020	0.00013	1	08/26/24 09:00	08/26/24 13:06	7439-97-6	
2540C Total Dissolved Solids	Analytical Method: SM 2540C-2015 Pace Analytical Services - Peachtree Corners, GA								
Total Dissolved Solids	**456**	mg/L	25.0	25.0	1		08/16/24 14:19		
2320B Alkalinity	Analytical Method: SM 2320B-2011 Pace Analytical Services - Asheville								
Alkalinity,Bicarbonate (CaCO3)	**126**	mg/L	5.0	5.0	1		08/15/24 21:08		
Alkalinity,Carbonate (CaCO3)	ND	mg/L	5.0	5.0	1		08/15/24 21:08		
Alkalinity, Total as CaCO3	**126**	mg/L	5.0	5.0	1		08/15/24 21:08		
4500S2D Sulfide Water	Analytical Method: SM 4500-S2D-2011 Pace Analytical Services - Asheville								
Sulfide	ND	mg/L	0.10	0.022	1		08/17/24 04:16	18496-25-8	
300.0 IC Anions 28 Days	Analytical Method: EPA 300.0 Rev 2.1 1993 Pace Analytical Services - Asheville								
Chloride	**41.7**	mg/L	1.0	0.60	1		08/16/24 03:28	16887-00-6	

REPORT OF LABORATORY ANALYSIS

This report shall not be reproduced, except in full,
without the written consent of Pace Analytical Services, LLC.

Pace Analytical Services, LLC
9800 Kincey Ave. Suite 100
Huntersville, NC 28078
(704)875-9092

ANALYTICAL RESULTS

Project: Hammond AP-1 (CA)-20240812
Pace Project No.: 92747679

Sample: HAM-PT-11 **Lab ID: 92747679003** Collected: 08/12/24 17:25 Received: 08/14/24 12:05 Matrix: Water

Parameters	Results	Units	Report Limit	MDL	DF	Prepared	Analyzed	CAS No.	Qual
300.0 IC Anions 28 Days	Analytical Method: EPA 300.0 Rev 2.1 1993 Pace Analytical Services - Asheville								
Fluoride	**0.32**	mg/L	0.10	0.050	1		08/16/24 03:28	16984-48-8	
Sulfate	**139**	mg/L	3.0	1.5	3		08/16/24 15:01	14808-79-8	

This report shall not be reproduced, except in full,
without the written consent of Pace Analytical Services, LLC.

Pace Analytical Services, LLC
9800 Kincey Ave. Suite 100
Huntersville, NC 28078
(704)875-9092

ANALYTICAL RESULTS

Project: Hammond AP-1 (CA)-20240812
Pace Project No.: 92747679

Sample: HAM-PT-12 **Lab ID: 92747679004** Collected: 08/13/24 12:05 Received: 08/14/24 12:05 Matrix: Water

Parameters	Results	Units	Report Limit	MDL	DF	Prepared	Analyzed	CAS No.	Qual
6010D ATL ICP	Analytical Method: EPA 6010D Preparation Method: EPA 3010A Pace Analytical Services - Peachtree Corners, GA								
Iron	**0.082**	mg/L	0.040	0.025	1	08/21/24 13:41	08/22/24 17:28	7439-89-6	
Manganese	**0.62**	mg/L	0.040	0.011	1	08/21/24 13:41	08/22/24 17:28	7439-96-5	
Potassium	**5.8**	mg/L	0.50	0.15	1	08/21/24 13:41	08/22/24 17:28	7440-09-7	
Sodium	**6.6**	mg/L	1.0	0.58	1	08/21/24 13:41	08/22/24 17:28	7440-23-5	
Calcium	**98.4**	mg/L	1.0	0.12	1	08/21/24 13:41	08/22/24 17:28	7440-70-2	
Magnesium	**24.5**	mg/L	0.050	0.012	1	08/21/24 13:41	08/22/24 17:28	7439-95-4	
6020 MET ICPMS	Analytical Method: EPA 6020B Preparation Method: EPA 3005A Pace Analytical Services - Peachtree Corners, GA								
Antimony	ND	mg/L	0.0030	0.00054	1	08/16/24 12:09	08/20/24 15:54	7440-36-0	
Arsenic	**0.00089J**	mg/L	0.0050	0.00084	1	08/16/24 12:09	08/20/24 15:54	7440-38-2	
Barium	**0.070**	mg/L	0.0050	0.00047	1	08/16/24 12:09	08/20/24 15:54	7440-39-3	
Beryllium	ND	mg/L	0.00050	0.000094	1	08/16/24 12:09	08/20/24 15:54	7440-41-7	
Boron	**1.1**	mg/L	0.040	0.012	1	08/16/24 12:09	08/20/24 15:54	7440-42-8	
Cadmium	**0.00024J**	mg/L	0.00050	0.00010	1	08/16/24 12:09	08/20/24 15:54	7440-43-9	
Chromium	ND	mg/L	0.0050	0.0019	1	08/16/24 12:09	08/20/24 15:54	7440-47-3	
Cobalt	**0.0022J**	mg/L	0.0050	0.00032	1	08/16/24 12:09	08/20/24 15:54	7440-48-4	
Lead	ND	mg/L	0.0010	0.00016	1	08/16/24 12:09	08/20/24 15:54	7439-92-1	
Lithium	**0.0025J**	mg/L	0.030	0.0016	1	08/16/24 12:09	08/20/24 15:54	7439-93-2	
Molybdenum	**0.23**	mg/L	0.010	0.00062	1	08/16/24 12:09	08/20/24 15:54	7439-98-7	
Selenium	ND	mg/L	0.0050	0.00096	1	08/16/24 12:09	08/20/24 15:54	7782-49-2	
Thallium	ND	mg/L	0.0010	0.00038	1	08/16/24 12:09	08/20/24 15:54	7440-28-0	
7470 Mercury	Analytical Method: EPA 7470A Preparation Method: EPA 7470A Pace Analytical Services - Peachtree Corners, GA								
Mercury	ND	mg/L	0.00020	0.00013	1	08/26/24 09:00	08/26/24 13:08	7439-97-6	
2540C Total Dissolved Solids	Analytical Method: SM 2540C-2015 Pace Analytical Services - Peachtree Corners, GA								
Total Dissolved Solids	**546**	mg/L	25.0	25.0	1		08/19/24 18:00		
2320B Alkalinity	Analytical Method: SM 2320B-2011 Pace Analytical Services - Asheville								
Alkalinity,Bicarbonate (CaCO3)	**128**	mg/L	5.0	5.0	1		08/16/24 16:53		
Alkalinity,Carbonate (CaCO3)	ND	mg/L	5.0	5.0	1		08/16/24 16:53		
Alkalinity, Total as CaCO3	**128**	mg/L	5.0	5.0	1		08/16/24 16:53		
4500S2D Sulfide Water	Analytical Method: SM 4500-S2D-2011 Pace Analytical Services - Asheville								
Sulfide	ND	mg/L	0.10	0.022	1		08/17/24 04:21	18496-25-8	
300.0 IC Anions 28 Days	Analytical Method: EPA 300.0 Rev 2.1 1993 Pace Analytical Services - Asheville								
Chloride	**31.7**	mg/L	1.0	0.60	1		08/16/24 03:42	16887-00-6	

This report shall not be reproduced, except in full,
without the written consent of Pace Analytical Services, LLC.

Pace Analytical Services, LLC
9800 Kincey Ave. Suite 100
Huntersville, NC 28078
(704)875-9092

ANALYTICAL RESULTS

Project: Hammond AP-1 (CA)-20240812
Pace Project No.: 92747679

Sample: HAM-PT-12 **Lab ID: 92747679004** Collected: 08/13/24 12:05 Received: 08/14/24 12:05 Matrix: Water

Parameters	Results	Units	Report Limit	MDL	DF	Prepared	Analyzed	CAS No.	Qual
300.0 IC Anions 28 Days	Analytical Method: EPA 300.0 Rev 2.1 1993 Pace Analytical Services - Asheville								
Fluoride	**0.32**	mg/L	0.10	0.050	1		08/16/24 03:42	16984-48-8	
Sulfate	**178**	mg/L	4.0	2.0	4		08/16/24 15:15	14808-79-8	

This report shall not be reproduced, except in full,
without the written consent of Pace Analytical Services, LLC.

Pace Analytical Services, LLC
9800 Kincey Ave. Suite 100
Huntersville, NC 28078
(704)875-9092

ANALYTICAL RESULTS

Project: Hammond AP-1 (CA)-20240812
Pace Project No.: 92747679

Sample: HAM-PT-14 **Lab ID: 92747679005** Collected: 08/13/24 17:00 Received: 08/14/24 12:05 Matrix: Water

Parameters	Results	Units	Report Limit	MDL	DF	Prepared	Analyzed	CAS No.	Qual
6010D ATL ICP	Analytical Method: EPA 6010D Preparation Method: EPA 3010A								
	Pace Analytical Services - Peachtree Corners, GA								
Iron	**18.9**	mg/L	0.040	0.025	1	08/21/24 13:41	08/22/24 17:32	7439-89-6	
Manganese	**3.6**	mg/L	0.040	0.011	1	08/21/24 13:41	08/22/24 17:32	7439-96-5	
Potassium	**6.4**	mg/L	0.50	0.15	1	08/21/24 13:41	08/22/24 17:32	7440-09-7	
Sodium	**9.7**	mg/L	1.0	0.58	1	08/21/24 13:41	08/22/24 17:32	7440-23-5	
Calcium	**136**	mg/L	1.0	0.12	1	08/21/24 13:41	08/22/24 17:32	7440-70-2	
Magnesium	**21.0**	mg/L	0.050	0.012	1	08/21/24 13:41	08/22/24 17:32	7439-95-4	
6020 MET ICPMS	Analytical Method: EPA 6020B Preparation Method: EPA 3005A								
	Pace Analytical Services - Peachtree Corners, GA								
Antimony	ND	mg/L	0.0030	0.00054	1	08/16/24 12:09	08/20/24 15:58	7440-36-0	
Arsenic	**0.24**	mg/L	0.0050	0.00084	1	08/16/24 12:09	08/20/24 15:58	7440-38-2	
Barium	**0.048**	mg/L	0.0050	0.00047	1	08/16/24 12:09	08/20/24 15:58	7440-39-3	
Beryllium	ND	mg/L	0.00050	0.000094	1	08/16/24 12:09	08/20/24 15:58	7440-41-7	
Boron	**0.60**	mg/L	0.040	0.012	1	08/16/24 12:09	08/20/24 15:58	7440-42-8	
Cadmium	ND	mg/L	0.00050	0.00010	1	08/16/24 12:09	08/20/24 15:58	7440-43-9	
Chromium	ND	mg/L	0.0050	0.0019	1	08/16/24 12:09	08/20/24 15:58	7440-47-3	
Cobalt	**0.028**	mg/L	0.0050	0.00032	1	08/16/24 12:09	08/20/24 15:58	7440-48-4	
Lead	ND	mg/L	0.0010	0.00016	1	08/16/24 12:09	08/20/24 15:58	7439-92-1	
Lithium	**0.053**	mg/L	0.030	0.0016	1	08/16/24 12:09	08/20/24 15:58	7439-93-2	
Molybdenum	**0.014**	mg/L	0.010	0.00062	1	08/16/24 12:09	08/20/24 15:58	7439-98-7	
Selenium	ND	mg/L	0.0050	0.00096	1	08/16/24 12:09	08/20/24 15:58	7782-49-2	
Thallium	ND	mg/L	0.0010	0.00038	1	08/16/24 12:09	08/20/24 15:58	7440-28-0	
7470 Mercury	Analytical Method: EPA 7470A Preparation Method: EPA 7470A								
	Pace Analytical Services - Peachtree Corners, GA								
Mercury	ND	mg/L	0.00020	0.00013	1	08/26/24 09:00	08/26/24 13:11	7439-97-6	
2540C Total Dissolved Solids	Analytical Method: SM 2540C-2015								
	Pace Analytical Services - Peachtree Corners, GA								
Total Dissolved Solids	**621**	mg/L	25.0	25.0	1		08/19/24 18:00		
2320B Alkalinity	Analytical Method: SM 2320B-2011								
	Pace Analytical Services - Asheville								
Alkalinity,Bicarbonate (CaCO3)	**153**	mg/L	5.0	5.0	1		08/16/24 17:02		
Alkalinity,Carbonate (CaCO3)	ND	mg/L	5.0	5.0	1		08/16/24 17:02		
Alkalinity, Total as CaCO3	**153**	mg/L	5.0	5.0	1		08/16/24 17:02		
4500S2D Sulfide Water	Analytical Method: SM 4500-S2D-2011								
	Pace Analytical Services - Asheville								
Sulfide	ND	mg/L	0.10	0.022	1		08/17/24 04:22	18496-25-8	
300.0 IC Anions 28 Days	Analytical Method: EPA 300.0 Rev 2.1 1993								
	Pace Analytical Services - Asheville								
Chloride	**19.6**	mg/L	1.0	0.60	1		08/16/24 03:56	16887-00-6	

This report shall not be reproduced, except in full,
without the written consent of Pace Analytical Services, LLC.

Pace Analytical Services, LLC
9800 Kincey Ave. Suite 100
Huntersville, NC 28078
(704)875-9092

ANALYTICAL RESULTS

Project: Hammond AP-1 (CA)-20240812
Pace Project No.: 92747679

Sample: HAM-PT-14 **Lab ID: 92747679005** Collected: 08/13/24 17:00 Received: 08/14/24 12:05 Matrix: Water

Parameters	Results	Units	Report Limit	MDL	DF	Prepared	Analyzed	CAS No.	Qual
300.0 IC Anions 28 Days	Analytical Method: EPA 300.0 Rev 2.1 1993 Pace Analytical Services - Asheville								
Fluoride	**0.21**	mg/L	0.10	0.050	1		08/16/24 03:56	16984-48-8	
Sulfate	**239**	mg/L	6.0	3.0	6		08/16/24 15:29	14808-79-8	

This report shall not be reproduced, except in full,
without the written consent of Pace Analytical Services, LLC.

Pace Analytical Services, LLC
9800 Kincey Ave. Suite 100
Huntersville, NC 28078
(704)875-9092

QUALITY CONTROL DATA

Project: Hammond AP-1 (CA)-20240812
Pace Project No.: 92747679

QC Batch: 877202
QC Batch Method: EPA 3010A
Analysis Method: EPA 6010D
Analysis Description: 6010D ATL
Laboratory: Pace Analytical Services - Peachtree Corners, GA
Associated Lab Samples: 92747679001, 92747679002, 92747679003, 92747679004, 92747679005

METHOD BLANK: 4518182 Matrix: Water
Associated Lab Samples: 92747679001, 92747679002, 92747679003, 92747679004, 92747679005

Parameter	Units	Blank Result	Reporting Limit	MDL	Analyzed	Qualifiers
Calcium	mg/L	ND	1.0	0.12	08/22/24 16:05	
Iron	mg/L	ND	0.040	0.025	08/22/24 16:05	
Magnesium	mg/L	ND	0.050	0.012	08/22/24 16:05	
Manganese	mg/L	ND	0.040	0.011	08/22/24 16:05	
Potassium	mg/L	ND	0.50	0.15	08/22/24 16:05	
Sodium	mg/L	ND	1.0	0.58	08/22/24 16:05	

LABORATORY CONTROL SAMPLE: 4518183

Parameter	Units	Spike Conc.	LCS Result	LCS % Rec	% Rec Limits	Qualifiers
Calcium	mg/L	1	1.2	119	80-120	
Iron	mg/L	1	1.2	119	80-120	
Magnesium	mg/L	1	1.2	118	80-120	
Manganese	mg/L	1	1.1	110	80-120	
Potassium	mg/L	1	1.1	113	80-120	
Sodium	mg/L	1	1.2	116	80-120	

MATRIX SPIKE & MATRIX SPIKE DUPLICATE: 4518184 4518185

Parameter	Units	92746783017 Result	MS Spike Conc.	MSD Spike Conc.	MS Result	MSD Result	MS % Rec	MSD % Rec	% Rec Limits	RPD	Max RPD	Qual
Calcium	mg/L	20.9	1	1	22.0	21.8	106	87	75-125	1	20	
Iron	mg/L	ND	1	1	1.1	1.1	111	110	75-125	2	20	
Magnesium	mg/L	7.0	1	1	8.1	8.1	107	110	75-125	0	20	
Manganese	mg/L	ND	1	1	1.1	1.1	107	108	75-125	0	20	
Potassium	mg/L	1.8	1	1	2.8	2.8	104	103	75-125	0	20	
Sodium	mg/L	1.9	1	1	2.9	3.0	105	112	75-125	3	20	

Results presented on this page are in the units indicated by the "Units" column except where an alternate unit is presented to the right of the result.

This report shall not be reproduced, except in full,
without the written consent of Pace Analytical Services, LLC.

Pace Analytical Services, LLC
9800 Kincey Ave. Suite 100
Huntersville, NC 28078
(704)875-9092

QUALITY CONTROL DATA

Project: Hammond AP-1 (CA)-20240812
Pace Project No.: 92747679

QC Batch: 876140
QC Batch Method: EPA 3005A
Analysis Method: EPA 6020B
Analysis Description: 6020 MET
Laboratory: Pace Analytical Services - Peachtree Corners, GA
Associated Lab Samples: 92747679001, 92747679002, 92747679003, 92747679004, 92747679005

METHOD BLANK: 4513433
Matrix: Water
Associated Lab Samples: 92747679001, 92747679002, 92747679003, 92747679004, 92747679005

Parameter	Units	Blank Result	Reporting Limit	MDL	Analyzed	Qualifiers
Antimony	mg/L	ND	0.0030	0.00054	08/20/24 15:05	
Arsenic	mg/L	ND	0.0050	0.00084	08/20/24 15:05	
Barium	mg/L	ND	0.0050	0.00047	08/20/24 15:05	
Beryllium	mg/L	ND	0.00050	0.000094	08/20/24 15:05	
Boron	mg/L	ND	0.040	0.012	08/20/24 15:05	
Cadmium	mg/L	ND	0.00050	0.00010	08/20/24 15:05	
Chromium	mg/L	ND	0.0050	0.0019	08/20/24 15:05	
Cobalt	mg/L	ND	0.0050	0.00032	08/20/24 15:05	
Lead	mg/L	ND	0.0010	0.00016	08/20/24 15:05	
Lithium	mg/L	ND	0.030	0.0016	08/20/24 15:05	
Molybdenum	mg/L	ND	0.010	0.00062	08/20/24 15:05	
Selenium	mg/L	ND	0.0050	0.00096	08/20/24 15:05	
Thallium	mg/L	ND	0.0010	0.00038	08/20/24 15:05	

LABORATORY CONTROL SAMPLE: 4513434

Parameter	Units	Spike Conc.	LCS Result	LCS % Rec	% Rec Limits	Qualifiers
Antimony	mg/L	0.1	0.11	105	80-120	
Arsenic	mg/L	0.1	0.10	102	80-120	
Barium	mg/L	0.1	0.10	101	80-120	
Beryllium	mg/L	0.1	0.11	107	80-120	
Boron	mg/L	1	1.0	100	80-120	
Cadmium	mg/L	0.1	0.10	105	80-120	
Chromium	mg/L	0.1	0.10	104	80-120	
Cobalt	mg/L	0.1	0.10	103	80-120	
Lead	mg/L	0.1	0.10	102	80-120	
Lithium	mg/L	0.1	0.11	108	80-120	
Molybdenum	mg/L	0.1	0.11	106	80-120	
Selenium	mg/L	0.1	0.10	103	80-120	
Thallium	mg/L	0.1	0.10	102	80-120	

MATRIX SPIKE & MATRIX SPIKE DUPLICATE: 4513435 4513436

Parameter	Units	92747679001 Result	MS Spike Conc.	MSD Spike Conc.	MS Result	MSD Result	MS % Rec	MSD % Rec	% Rec Limits	RPD	Max RPD	Qual
Antimony	mg/L	ND	0.1	0.1	0.10	0.10	103	103	75-125	0	20	
Arsenic	mg/L	ND	0.1	0.1	0.10	0.10	101	102	75-125	1	20	

Results presented on this page are in the units indicated by the "Units" column except where an alternate unit is presented to the right of the result.

REPORT OF LABORATORY ANALYSIS

This report shall not be reproduced, except in full,
without the written consent of Pace Analytical Services, LLC.

Pace Analytical Services, LLC
9800 Kincey Ave. Suite 100
Huntersville, NC 28078
(704)875-9092

QUALITY CONTROL DATA

Project: Hammond AP-1 (CA)-20240812
Pace Project No.: 92747679

MATRIX SPIKE & MATRIX SPIKE DUPLICATE: 4513435 4513436

Parameter	Units	92747679001 Result	MS Spike Conc.	MSD Spike Conc.	MS Result	MSD Result	MS % Rec	MSD % Rec	% Rec Limits	RPD	Max RPD	Qual
Barium	mg/L	0.066	0.1	0.1	0.17	0.17	107	107	75-125	0	20	
Beryllium	mg/L	ND	0.1	0.1	0.10	0.10	100	100	75-125	0	20	
Boron	mg/L	1.2	1	1	2.3	2.4	112	114	75-125	1	20	
Cadmium	mg/L	0.00021J	0.1	0.1	0.10	0.10	102	102	75-125	0	20	
Chromium	mg/L	ND	0.1	0.1	0.10	0.10	103	102	75-125	1	20	
Cobalt	mg/L	0.0033J	0.1	0.1	0.10	0.10	100	101	75-125	1	20	
Lead	mg/L	ND	0.1	0.1	0.095	0.097	95	97	75-125	2	20	
Lithium	mg/L	0.0019J	0.1	0.1	0.10	0.10	101	100	75-125	1	20	
Molybdenum	mg/L	0.25	0.1	0.1	0.35	0.36	108	111	75-125	1	20	
Selenium	mg/L	ND	0.1	0.1	0.10	0.10	101	102	75-125	1	20	
Thallium	mg/L	ND	0.1	0.1	0.095	0.097	95	97	75-125	2	20	

Results presented on this page are in the units indicated by the "Units" column except where an alternate unit is presented to the right of the result.

This report shall not be reproduced, except in full,
without the written consent of Pace Analytical Services, LLC.

Pace Analytical Services, LLC
9800 Kincey Ave. Suite 100
Huntersville, NC 28078
(704)875-9092

QUALITY CONTROL DATA

Project: Hammond AP-1 (CA)-20240812
Pace Project No.: 92747679

QC Batch: 877185
QC Batch Method: EPA 7470A
Analysis Method: EPA 7470A
Analysis Description: 7470 Mercury
Laboratory: Pace Analytical Services - Peachtree Corners, GA
Associated Lab Samples: 92747679001, 92747679002, 92747679003, 92747679004, 92747679005

METHOD BLANK: 4518051
Matrix: Water
Associated Lab Samples: 92747679001, 92747679002, 92747679003, 92747679004, 92747679005

Parameter	Units	Blank Result	Reporting Limit	MDL	Analyzed	Qualifiers
Mercury	mg/L	ND	0.00020	0.00013	08/26/24 12:25	

LABORATORY CONTROL SAMPLE: 4518052

Parameter	Units	Spike Conc.	LCS Result	LCS % Rec	% Rec Limits	Qualifiers
Mercury	mg/L	0.0025	0.0024	97	80-120	

MATRIX SPIKE & MATRIX SPIKE DUPLICATE: 4518053 4518054

Parameter	Units	92746891021 Result	MS Spike Conc.	MSD Spike Conc.	MS Result	MSD Result	MS % Rec	MSD % Rec	% Rec Limits	RPD	Max RPD	Qual
Mercury	mg/L	ND	0.0025	0.0025	0.0023	0.0024	93	94	75-125	1	20	

Results presented on this page are in the units indicated by the "Units" column except where an alternate unit is presented to the right of the result.

This report shall not be reproduced, except in full,
without the written consent of Pace Analytical Services, LLC.

Pace Analytical Services, LLC
9800 Kincey Ave. Suite 100
Huntersville, NC 28078
(704)875-9092

QUALITY CONTROL DATA

Project: Hammond AP-1 (CA)-20240812
Pace Project No.: 92747679

QC Batch: 876190
QC Batch Method: SM 2540C-2015
Analysis Method: SM 2540C-2015
Analysis Description: 2540C Total Dissolved Solids
Laboratory: Pace Analytical Services - Peachtree Corners, GA
Associated Lab Samples: 92747679001, 92747679003

METHOD BLANK: 4513596
Matrix: Water
Associated Lab Samples: 92747679001, 92747679003

Parameter	Units	Blank Result	Reporting Limit	MDL	Analyzed	Qualifiers
Total Dissolved Solids	mg/L	ND	25.0	25.0	08/16/24 14:10	

LABORATORY CONTROL SAMPLE: 4513597

Parameter	Units	Spike Conc.	LCS Result	LCS % Rec	% Rec Limits	Qualifiers
Total Dissolved Solids	mg/L	400	415	104	80-120	

SAMPLE DUPLICATE: 4513598

Parameter	Units	92747267003 Result	Dup Result	RPD	Max RPD	Qualifiers
Total Dissolved Solids	mg/L	141	141	0	10	

SAMPLE DUPLICATE: 4513599

Parameter	Units	92747305002 Result	Dup Result	RPD	Max RPD	Qualifiers
Total Dissolved Solids	mg/L	93.0	87.0	7	10	

Results presented on this page are in the units indicated by the "Units" column except where an alternate unit is presented to the right of the result.

This report shall not be reproduced, except in full,
without the written consent of Pace Analytical Services, LLC.

Pace Analytical Services, LLC
9800 Kincey Ave. Suite 100
Huntersville, NC 28078
(704)875-9092

QUALITY CONTROL DATA

Project: Hammond AP-1 (CA)-20240812
Pace Project No.: 92747679

QC Batch: 876599
QC Batch Method: SM 2540C-2015
Analysis Method: SM 2540C-2015
Analysis Description: 2540C Total Dissolved Solids
Laboratory: Pace Analytical Services - Peachtree Corners, GA
Associated Lab Samples: 92747679002, 92747679004, 92747679005

METHOD BLANK: 4515256 Matrix: Water
Associated Lab Samples: 92747679002, 92747679004, 92747679005

Parameter	Units	Blank Result	Reporting Limit	MDL	Analyzed	Qualifiers
Total Dissolved Solids	mg/L	ND	25.0	25.0	08/19/24 17:58	

LABORATORY CONTROL SAMPLE: 4515257

Parameter	Units	Spike Conc.	LCS Result	LCS % Rec	% Rec Limits	Qualifiers
Total Dissolved Solids	mg/L	400	410	102	80-120	

SAMPLE DUPLICATE: 4515259

Parameter	Units	92747679002 Result	Dup Result	RPD	Max RPD	Qualifiers
Total Dissolved Solids	mg/L	449	493	9	10	

SAMPLE DUPLICATE: 4515287

Parameter	Units	92746783032 Result	Dup Result	RPD	Max RPD	Qualifiers
Total Dissolved Solids	mg/L	25.0	25.0	0	10	

Results presented on this page are in the units indicated by the "Units" column except where an alternate unit is presented to the right of the result.

This report shall not be reproduced, except in full,
without the written consent of Pace Analytical Services, LLC.

Pace Analytical Services, LLC
9800 Kincey Ave. Suite 100
Huntersville, NC 28078
(704)875-9092

QUALITY CONTROL DATA

Project: Hammond AP-1 (CA)-20240812
Pace Project No.: 92747679

QC Batch: 875982
QC Batch Method: SM 2320B-2011
Analysis Method: SM 2320B-2011
Analysis Description: 2320B Alkalinity
Laboratory: Pace Analytical Services - Asheville
Associated Lab Samples: 92747679001, 92747679003

METHOD BLANK: 4512446 Matrix: Water
Associated Lab Samples: 92747679001, 92747679003

Parameter	Units	Blank Result	Reporting Limit	MDL	Analyzed	Qualifiers
Alkalinity, Total as CaCO3	mg/L	ND	5.0	5.0	08/15/24 19:45	
Alkalinity,Bicarbonate (CaCO3)	mg/L	ND	5.0	5.0	08/15/24 19:45	
Alkalinity,Carbonate (CaCO3)	mg/L	ND	5.0	5.0	08/15/24 19:45	

LABORATORY CONTROL SAMPLE: 4512447

Parameter	Units	Spike Conc.	LCS Result	LCS % Rec	% Rec Limits	Qualifiers
Alkalinity, Total as CaCO3	mg/L	50	52.5	105	80-120	

LABORATORY CONTROL SAMPLE: 4512448

Parameter	Units	Spike Conc.	LCS Result	LCS % Rec	% Rec Limits	Qualifiers
Alkalinity, Total as CaCO3	mg/L	50	53.1	106	80-120	

MATRIX SPIKE & MATRIX SPIKE DUPLICATE: 4512449 4512450

Parameter	Units	92747221005 Result	MS Spike Conc.	MSD Spike Conc.	MS Result	MSD Result	MS % Rec	MSD % Rec	% Rec Limits	RPD	Max RPD	Qual
Alkalinity, Total as CaCO3	mg/L	62.0	50	50	107	112	91	101	80-120	5	25	

MATRIX SPIKE & MATRIX SPIKE DUPLICATE: 4512451 4512452

Parameter	Units	92747221006 Result	MS Spike Conc.	MSD Spike Conc.	MS Result	MSD Result	MS % Rec	MSD % Rec	% Rec Limits	RPD	Max RPD	Qual
Alkalinity, Total as CaCO3	mg/L	ND	50	50	41.0	39.5	82	79	80-120	4	25	M1

Results presented on this page are in the units indicated by the "Units" column except where an alternate unit is presented to the right of the result.

This report shall not be reproduced, except in full,
without the written consent of Pace Analytical Services, LLC.

Pace Analytical Services, LLC
9800 Kincey Ave. Suite 100
Huntersville, NC 28078
(704)875-9092

QUALITY CONTROL DATA

Project: Hammond AP-1 (CA)-20240812
Pace Project No.: 92747679

QC Batch: 876126
QC Batch Method: SM 2320B-2011
Analysis Method: SM 2320B-2011
Analysis Description: 2320B Alkalinity
Laboratory: Pace Analytical Services - Asheville
Associated Lab Samples: 92747679002, 92747679004, 92747679005

METHOD BLANK: 4513382 Matrix: Water
Associated Lab Samples: 92747679002, 92747679004, 92747679005

Parameter	Units	Blank Result	Reporting Limit	MDL	Analyzed	Qualifiers
Alkalinity, Total as CaCO3	mg/L	ND	5.0	5.0	08/16/24 14:26	
Alkalinity,Bicarbonate (CaCO3)	mg/L	ND	5.0	5.0	08/16/24 14:26	
Alkalinity,Carbonate (CaCO3)	mg/L	ND	5.0	5.0	08/16/24 14:26	

LABORATORY CONTROL SAMPLE: 4513383

Parameter	Units	Spike Conc.	LCS Result	LCS % Rec	% Rec Limits	Qualifiers
Alkalinity, Total as CaCO3	mg/L	50	52.5	105	80-120	

LABORATORY CONTROL SAMPLE: 4513384

Parameter	Units	Spike Conc.	LCS Result	LCS % Rec	% Rec Limits	Qualifiers
Alkalinity, Total as CaCO3	mg/L	50	52.2	104	80-120	

MATRIX SPIKE & MATRIX SPIKE DUPLICATE: 4513385 4513386

Parameter	Units	92747429001 Result	MS Spike Conc.	MSD Spike Conc.	MS Result	MSD Result	MS % Rec	MSD % Rec	% Rec Limits	RPD	Max RPD	Qual
Alkalinity, Total as CaCO3	mg/L	8.4	50	50	59.6	59.3	102	102	80-120	0	25	

MATRIX SPIKE & MATRIX SPIKE DUPLICATE: 4513387 4513388

Parameter	Units	92748004001 Result	MS Spike Conc.	MSD Spike Conc.	MS Result	MSD Result	MS % Rec	MSD % Rec	% Rec Limits	RPD	Max RPD	Qual
Alkalinity, Total as CaCO3	mg/L	226	50	50	277	269	101	86	80-120	3	25	

Results presented on this page are in the units indicated by the "Units" column except where an alternate unit is presented to the right of the result.

This report shall not be reproduced, except in full,
without the written consent of Pace Analytical Services, LLC.

Pace Analytical Services, LLC
9800 Kincey Ave. Suite 100
Huntersville, NC 28078
(704)875-9092

QUALITY CONTROL DATA

Project: Hammond AP-1 (CA)-20240812
Pace Project No.: 92747679

QC Batch: 876099
QC Batch Method: SM 4500-S2D-2011
Analysis Method: SM 4500-S2D-2011
Analysis Description: 4500S2D Sulfide Water
Laboratory: Pace Analytical Services - Asheville
Associated Lab Samples: 92747679001, 92747679002, 92747679003, 92747679004, 92747679005

METHOD BLANK: 4513327
Matrix: Water
Associated Lab Samples: 92747679001, 92747679002, 92747679003, 92747679004, 92747679005

Parameter	Units	Blank Result	Reporting Limit	MDL	Analyzed	Qualifiers
Sulfide	mg/L	ND	0.10	0.022	08/17/24 04:12	

LABORATORY CONTROL SAMPLE: 4513328

Parameter	Units	Spike Conc.	LCS Result	LCS % Rec	% Rec Limits	Qualifiers
Sulfide	mg/L	0.5	0.52	104	80-120	

MATRIX SPIKE & MATRIX SPIKE DUPLICATE: 4513329 4513330

Parameter	Units	92746280012 Result	MS Spike Conc.	MSD Spike Conc.	MS Result	MSD Result	MS % Rec	MSD % Rec	% Rec Limits	RPD	Max RPD	Qual
Sulfide	mg/L	ND	0.5	0.5	0.41	0.39	82	77	80-120	6	10	M1

MATRIX SPIKE & MATRIX SPIKE DUPLICATE: 4513331 4513332

Parameter	Units	92747679002 Result	MS Spike Conc.	MSD Spike Conc.	MS Result	MSD Result	MS % Rec	MSD % Rec	% Rec Limits	RPD	Max RPD	Qual
Sulfide	mg/L	ND	0.5	0.5	0.52	0.54	103	108	80-120	5	10	

Results presented on this page are in the units indicated by the "Units" column except where an alternate unit is presented to the right of the result.

REPORT OF LABORATORY ANALYSIS

This report shall not be reproduced, except in full,
without the written consent of Pace Analytical Services, LLC.

Pace Analytical Services, LLC
9800 Kincey Ave. Suite 100
Huntersville, NC 28078
(704)875-9092

QUALITY CONTROL DATA

Project: Hammond AP-1 (CA)-20240812
Pace Project No.: 92747679

QC Batch: 876002
QC Batch Method: EPA 300.0 Rev 2.1 1993
Analysis Method: EPA 300.0 Rev 2.1 1993
Analysis Description: 300.0 IC Anions
Laboratory: Pace Analytical Services - Asheville
Associated Lab Samples: 92747679001, 92747679002, 92747679003, 92747679004, 92747679005

METHOD BLANK: 4512588 Matrix: Water
Associated Lab Samples: 92747679001, 92747679002, 92747679003, 92747679004, 92747679005

Parameter	Units	Blank Result	Reporting Limit	MDL	Analyzed	Qualifiers
Chloride	mg/L	ND	1.0	0.60	08/15/24 21:36	
Fluoride	mg/L	ND	0.10	0.050	08/15/24 21:36	
Sulfate	mg/L	ND	1.0	0.50	08/15/24 21:36	

LABORATORY CONTROL SAMPLE: 4512589

Parameter	Units	Spike Conc.	LCS Result	LCS % Rec	% Rec Limits	Qualifiers
Chloride	mg/L	50	50.4	101	90-110	
Fluoride	mg/L	2.5	2.6	102	90-110	
Sulfate	mg/L	50	51.1	102	90-110	

MATRIX SPIKE & MATRIX SPIKE DUPLICATE: 4512590 4512591

Parameter	Units	92747679001 Result	MS Spike Conc.	MSD Spike Conc.	MS Result	MSD Result	MS % Rec	MSD % Rec	% Rec Limits	RPD	Max RPD	Qual
Chloride	mg/L	42.3	50	50	90.1	93.2	96	102	90-110	3	10	
Fluoride	mg/L	0.35	2.5	2.5	2.8	2.9	97	103	90-110	5	10	
Sulfate	mg/L	157	50	50	198	208	82	101	90-110	5	10	M1

MATRIX SPIKE & MATRIX SPIKE DUPLICATE: 4512592 4512593

Parameter	Units	92747803004 Result	MS Spike Conc.	MSD Spike Conc.	MS Result	MSD Result	MS % Rec	MSD % Rec	% Rec Limits	RPD	Max RPD	Qual
Chloride	mg/L	1.6	50	50	52.4	53.1	102	103	90-110	1	10	
Fluoride	mg/L	0.12	2.5	2.5	2.6	2.7	100	102	90-110	2	10	
Sulfate	mg/L	34.8	50	50	85.2	86.0	101	102	90-110	1	10	

Results presented on this page are in the units indicated by the "Units" column except where an alternate unit is presented to the right of the result.

This report shall not be reproduced, except in full,
without the written consent of Pace Analytical Services, LLC.

Pace Analytical Services, LLC
9800 Kincey Ave. Suite 100
Huntersville, NC 28078
(704)875-9092

QUALIFIERS

Project: Hammond AP-1 (CA)-20240812
Pace Project No.: 92747679

DEFINITIONS

DF - Dilution Factor, if reported, represents the factor applied to the reported data due to dilution of the sample aliquot.

ND - Not Detected at or above adjusted reporting limit.

TNTC - Too Numerous To Count

J - Estimated concentration above the adjusted method detection limit and below the adjusted reporting limit.

MDL - Adjusted Method Detection Limit.

PQL - Practical Quantitation Limit.

RL - Reporting Limit - The lowest concentration value that meets project requirements for quantitative data with known precision and bias for a specific analyte in a specific matrix.

S - Surrogate

1,2-Diphenylhydrazine decomposes to and cannot be separated from Azobenzene using Method 8270. The result for each analyte is a combined concentration.

Consistent with EPA guidelines, unrounded data are displayed and have been used to calculate % recovery and RPD values.

LCS(D) - Laboratory Control Sample (Duplicate)

MS(D) - Matrix Spike (Duplicate)

DUP - Sample Duplicate

RPD - Relative Percent Difference

NC - Not Calculable.

SG - Silica Gel - Clean-Up

U - Indicates the compound was analyzed for, but not detected.

Acid preservation may not be appropriate for 2 Chloroethylvinyl ether.

A separate vial preserved to a pH of 4-5 is recommended in SW846 Chapter 4 for the analysis of Acrolein and Acrylonitrile by EPA Method 8260.

N-Nitrosodiphenylamine decomposes and cannot be separated from Diphenylamine using Method 8270. The result reported for each analyte is a combined concentration.

Reported results are not rounded until the final step prior to reporting. Therefore, calculated parameters that are typically reported as "Total" may vary slightly from the sum of the reported component parameters.

Pace Analytical is TNI accredited. Contact your Pace PM for the current list of accredited analytes.

TNI - The NELAC Institute.

ANALYTE QUALIFIERS

M1 Matrix spike recovery exceeded QC limits. Batch accepted based on laboratory control sample (LCS) recovery.

This report shall not be reproduced, except in full,
without the written consent of Pace Analytical Services, LLC.

Pace Analytical Services, LLC
9800 Kincey Ave. Suite 100
Huntersville, NC 28078
(704)875-9092

QUALITY CONTROL DATA CROSS REFERENCE TABLE

Project: Hammond AP-1 (CA)-20240812
Pace Project No.: 92747679

Lab ID	Sample ID	QC Batch Method	QC Batch	Analytical Method	Analytical Batch
92747679001	**HAM-PT-09**	EPA 3010A	877202	EPA 6010D	877299
92747679002	**HAM-PT-10**	EPA 3010A	877202	EPA 6010D	877299
92747679003	**HAM-PT-11**	EPA 3010A	877202	EPA 6010D	877299
92747679004	**HAM-PT-12**	EPA 3010A	877202	EPA 6010D	877299
92747679005	**HAM-PT-14**	EPA 3010A	877202	EPA 6010D	877299
92747679001	**HAM-PT-09**	EPA 3005A	876140	EPA 6020B	876308
92747679002	**HAM-PT-10**	EPA 3005A	876140	EPA 6020B	876308
92747679003	**HAM-PT-11**	EPA 3005A	876140	EPA 6020B	876308
92747679004	**HAM-PT-12**	EPA 3005A	876140	EPA 6020B	876308
92747679005	**HAM-PT-14**	EPA 3005A	876140	EPA 6020B	876308
92747679001	**HAM-PT-09**	EPA 7470A	877185	EPA 7470A	878170
92747679002	**HAM-PT-10**	EPA 7470A	877185	EPA 7470A	878170
92747679003	**HAM-PT-11**	EPA 7470A	877185	EPA 7470A	878170
92747679004	**HAM-PT-12**	EPA 7470A	877185	EPA 7470A	878170
92747679005	**HAM-PT-14**	EPA 7470A	877185	EPA 7470A	878170
92747679001	**HAM-PT-09**	SM 2540C-2015	876190		
92747679002	**HAM-PT-10**	SM 2540C-2015	876599		
92747679003	**HAM-PT-11**	SM 2540C-2015	876190		
92747679004	**HAM-PT-12**	SM 2540C-2015	876599		
92747679005	**HAM-PT-14**	SM 2540C-2015	876599		
92747679001	**HAM-PT-09**	SM 2320B-2011	875982		
92747679002	**HAM-PT-10**	SM 2320B-2011	876126		
92747679003	**HAM-PT-11**	SM 2320B-2011	875982		
92747679004	**HAM-PT-12**	SM 2320B-2011	876126		
92747679005	**HAM-PT-14**	SM 2320B-2011	876126		
92747679001	**HAM-PT-09**	SM 4500-S2D-2011	876099		
92747679002	**HAM-PT-10**	SM 4500-S2D-2011	876099		
92747679003	**HAM-PT-11**	SM 4500-S2D-2011	876099		
92747679004	**HAM-PT-12**	SM 4500-S2D-2011	876099		
92747679005	**HAM-PT-14**	SM 4500-S2D-2011	876099		
92747679001	**HAM-PT-09**	EPA 300.0 Rev 2.1 1993	876002		
92747679002	**HAM-PT-10**	EPA 300.0 Rev 2.1 1993	876002		
92747679003	**HAM-PT-11**	EPA 300.0 Rev 2.1 1993	876002		
92747679004	**HAM-PT-12**	EPA 300.0 Rev 2.1 1993	876002		
92747679005	**HAM-PT-14**	EPA 300.0 Rev 2.1 1993	876002		

This report shall not be reproduced, except in full,
without the written consent of Pace Analytical Services, LLC.

Pace	DC#_Title: ENV-FRM-HUN1-0083 v05_Sample Condition Upon Receipt
	Effective Date: 05/24/2024

Laboratory receiving samples:
Asheville ☐ Eden ☐ Greenwood ☐ Huntersville ☐ Raleigh ☐ Mechanicsville ☐ Atlanta ☒ Kernersville ☐

Sample Condition Upon Receipt

Client Name: GA Power

Project #:

WO# : 92747679

92747679

Courier: ☐ Commercial ☒ Pace ☐ Fed Ex ☐ UPS ☐ USPS ☐ Other: ☐ Client

Custody Seal Present? ☒ Yes ☐ No Seals Intact? ☒ Yes ☐ No ☐ N/A

Date/Initials Person Examining Contents: Ma

Packing Material: ☒ Bubble Wrap ☐ Bubble Bags ☐ None ☐ Other

Biological Tissue Frozen? ☐ Yes ☐ No ☒ N/A

Thermometer:
☐ IR Gun ID: 214

Type of Ice: ☒ Wet ☐ Blue ☐ None

Cooler Temp: 3.0

Correction Factor: Add/Subtract (°C) 0

Temp should be above freezing to 6°C
☐ Samples out of temp criteria. Samples on ice, cooling process has begun

Cooler Temp Corrected (°C): 3.0

USDA Regulated Soil (☐ N/A, water sample)
Did samples originate in a quarantine zone within the United States: CA, NY, or SC (check maps)? ☐ Yes ☐ No

Did samples originate from a foreign source (internationally, including Hawaii and Puerto Rico)? ☐ Yes ☐ No

				Comments/Discrepancy:
Chain of Custody Present?	☒ Yes	☐ No	☐ N/A	1.
Samples Arrived within Hold Time?	☒ Yes	☐ No	☐ N/A	2.
Short Hold Time Analysis (<72 hr.)?	☐ Yes	☒ No	☐ N/A	3.
Rush Turn Around Time Requested?	☐ Yes	☒ No	☐ N/A	4.
Sufficient Volume?	☒ Yes	☐ No	☐ N/A	5.
Correct Containers Used?	☒ Yes	☐ No	☐ N/A	6.
-Pace Containers Used?	☒ Yes	☐ No	☐ N/A	
Containers Intact?	☒ Yes	☐ No	☐ N/A	7.
Dissolved analysis: Samples Field Filtered?	☐ Yes	☐ No	☒ N/A	8.
Sample Labels Match COC?	☒ Yes	☐ No	☐ N/A	9.
-Includes Date/Time/ID/Analysis Matrix: W				
Headspace in VOA Vials (>5-6mm)?	☐ Yes	☐ No	☒ N/A	10.
Trip Blank Present?	☐ Yes	☐ No	☒ N/A	11.
Trip Blank Custody Seals Present?	☐ Yes	☐ No	☒ N/A	

COMMENTS/SAMPLE DISCREPANCY

Field Data Required? ☐ Yes ☐ No

Lot ID of split containers:

CLIENT NOTIFICATION/RESOLUTION

Person contacted: Date/Time:

Project Manager SCURF Review: Date:

Project Manager SRF Review: Date:

Qualtrax ID: 69614

Pace

DC#_Title: ENV-FRM-HUN1-0083 v05_Sample Condition Upon Receipt

Effective Date: 05/24/2024

WO#: 92747679

PM: BV **Due Date: 08/29/24**

CLIENT: 92- GP-HAM

*Check mark top half of box if pH and/or dechlorination is verified and within the acceptance range for preservation samples.
Exceptions: VOA, Coliform, TOC, Oil and Grease, DRO/8015 (water) DOC, LLHg
**Bottom half of box is to list number of bottles
***Check all unpreserved Nitrates for chlorine

Project #

Laboratory Receiving Location: Asheville ☐ Eden ☐ Greenwood ☐ Huntersville ☐ Raleigh ☐ Mechanicsville ☐ Atlanta ☒ Kernersville ☐

Client GA Power Profile/EZ (Circle one) _____ Notes _____

Item#	BP4U-125 mL Plastic Unpreserved (N/A) (Cl-)	BP3U-250 mL Plastic Unpreserved (N/A)	BP2U-500 mL Plastic Unpreserved (N/A)	BP1U-1 liter Plastic Unpreserved (N/A)		BP4S-125 mL Plastic H2SO4 (pH < 2) (Cl-)	BP3N-250 mL plastic HNO3 (pH < 2)	BP4Z-125 mL Plastic ZN Acetate & NaOH (>9)	BP4B-125 mL Plastic NaOH (pH > 12) (Cl-)	WGFU-Wide-mouthed Glass Jar Unpreserved	AG1U-1 liter Amber Unpreserved (N/A) (Cl-)	AG1H-1 liter Amber HCl (pH < 2)	AG1U-250 mL Amber Unpreserved (N/A) (Cl-)	AG1S-1 liter Amber H2SO4 (pH < 2)	AG3S-250 mL Amber H2SO4 (pH < 2)	DG9A-40 mL Amber NH4Cl (N/A)(Cl-)	DG9H-40 mL VOA HCl (N/A)	VG9T-40 mL VOA Na2S2O3 (N/A)	VG9U-40 mL VOA Unpreserved (N/A)	DG9V-40 mL VOA H3PO4 (N/A)	KP7U-50 mL Plastic Unpreserved (N/A)	V/GK (3 vials per kit)-VPH/Gas kit (N/A)	SP5T-125 mL Sterile Plastic (N/A – lab)	SP2T-250 mL Sterile Plastic (N/A – lab)		BP3R-250 mL Plastic (NH2)2SO4 (9.3-9.7)	AG0U-100 mL Amber Unpreserved (N/A) (Cl-)	VSGU-20 mL Scintillation vials (N/A)	DG8U-40 mL Amber Unpreserved vials (N/A)
CC																													
1		2	1				1	1																					
2		2	1				1	1																					
3		2	1				1	1																					
4		2	1				1	1																					
5		2	1				1	1																					
6																													
7																													
8																													
9																													
10																													
11																													
12																													

pH Adjustment Log for Preserved Samples

Sample ID	Type of Preservative	pH upon receipt	Date preservation adjusted	Time preservation adjusted	Amount of Preservative added	Lot #

Note: Whenever there is a discrepancy affecting North Carolina compliance samples, a copy of this form will be sent to the North Carolina DENR Certification Office (i.e. Out of hold, incorrect preservative, out of temp, incorrect containers.

Qualtrax ID: 69614

WO#: 92747679

PM: BV **Due Date: 08/29/24**

CLIENT: 92- GP-HAM

Pace Analytical

www.pacelabs.com

CHAIN-OF-CUSTODY / Analytical Request Document

The Chain-of-Custody is a LEGAL DOCUMENT. All relevant fields must be completed accurately.

Page: 1 of 1

Section A Required Client Information:		Section B Required Project Information:		Section C Invoice Information:	
Company:	GA Power	Report To:	SCS Contacts	Attention:	Southern Co.
Address:	Atlanta, GA	Copy To:	Geosyntec Contacts	Company Name:	
				Address:	
Email To:	SCS Contacts	Purchase Order No.:	GPC82474-0001	Pace Quote Reference:	
Phone:	Fax:	Project Name:	Hammond AP-1	Pace Project Manager:	Bonnie Vang
Requested Due Date/TAT:	10 day	Project Number:		Pace Profile #:	10839

REGULATORY AGENCY

NPDES GROUND WATER DRINKING WATER

UST RCRA OTHER CCR

Site Location STATE: GA

Section D Required Client Information

Valid Matrix Codes

MATRIX	CODE
DRINKING WATER	DW, WT
WATER	WW
WASTE WATER	P
PRODUCT	SL
SOIL/SOLID	OL
OIL	WP
WIPE	AR
AIR	OT
OTHER	TS
TISSUE	

SAMPLE ID (A-Z, 0-9 / ,-) Sample IDs MUST BE UNIQUE

ITEM #	SAMPLE ID	MATRIX CODE (see valid codes above)	SAMPLE TYPE (G=GRAB C=COMP)	COLLECTED COMPOSITE DATE	COLLECTED COMPOSITE TIME	COLLECTED COMPOSITE END/GRAB DATE	COLLECTED COMPOSITE END/GRAB TIME	SAMPLE TEMP AT COLLECTION	# OF CONTAINERS	Preservatives: Unpreserved	H_2SO_4	HNO_3	HCl	NaOH	$Na_2S_2O_3$	Methanol	Other	Analysis Test Y/N	Chloride, Fluoride, Sulfate Y/N	Full App. III and IV metals Y/N	Major cations (Profile 10835-2) Y/N	TDS Y/N	Residual Chlorine (Y/N)	Pace Project No./ Lab I.D.
1	HAM-PT-09	WG	G	8/12/2024	1530				5	3		1					1		X	X	X	X	N	
2	HAM-PT-10	WG	G	8/13/2024	1410				5	3		1					1		X	X	X	X	N	
3	HAM-PT-11	WG	G	8/12/2024	1725				5	3		1					1		X	X	X	X	N	
4	HAM-PT-12	WG	G	8/13/2024	1205				5	3		1					1		X	X	X	X	N	
5	HAM-PT-14	WG	G	8/13/2024	1700				5	3		1					1		X	X	X	X	N	
6																								
7																								
8																								
9																								
10																								
11																								
12																								

ADDITIONAL COMMENTS	RELINQUISHED BY / AFFILIATION	DATE	TIME	ACCEPTED BY / AFFILIATION	DATE	TIME	SAMPLE CONDITIONS
Task Code: HAM-CCR-CA-20240812	Jacob Tracy / Geosyntec	08/14/24	12:05	Ryan Williams / Pace	08/14/24	12:05	
	Ryan Williams / Pace	8/14/2024	1440	[signature]	8/14/24	1440	

SAMPLER NAME AND SIGNATURE		Temp in °C	Received on Ice (Y/N)	Custody Sealed Cooler (Y/N)	Samples Intact (Y/N)
PRINT Name of SAMPLER:	/ Geosyntec Consultants, Inc.				
SIGNATURE of SAMPLER:	DATE Signed (MM/DD/YY):				

Pace Analytical Services, LLC
9800 Kincey Ave. Suite 100
Huntersville, NC 28078
(704)875-9092

September 17, 2024

Kristen Jurinko
Southern Company
241 Ralph McGill Blvd NE
Bin 10160
Atlanta, GA 30308

RE: Project: Hammond AP-1 (CA)-20240812
Pace Project No.: 92748254

Dear Kristen Jurinko:

Enclosed are the analytical results for sample(s) received by the laboratory on August 16, 2024. The results relate only to the samples included in this report. Results reported herein conform to the applicable TNI/NELAC Standards and the laboratory's Quality Manual, where applicable, unless otherwise noted in the body of the report.

The test results provided in this final report were generated by each of the following laboratories within the Pace Network:

- Pace Analytical Services - Asheville
- Pace Analytical Services - Peachtree Corners, GA

Revision 1: Collected date for FD-01 updated to 8/14/24.

If you have any questions concerning this report, please feel free to contact me.

Sincerely,

Bonnie Vang

Bonnie Vang
bonnie.vang@pacelabs.com
704-977-0968
Project Manager

Enclosures

cc: Kip Gray, Geosyntec
Christine Hug, Geosyntec Consultants, Inc.
Thomas Kessler, Geosyntec Consultants
Whitney Law, Geosyntec Consultants
Laura Midkiff, Southern Company
Caroline Nelson, Geosyntec Consultants, Inc
Jamie Newsome, Geosyntec Consultants
Zain Webb, Geosyntec Consultants

REPORT OF LABORATORY ANALYSIS

This report shall not be reproduced, except in full,
without the written consent of Pace Analytical Services, LLC.

Pace Analytical Services, LLC
9800 Kincey Ave. Suite 100
Huntersville, NC 28078
(704)875-9092

CERTIFICATIONS

Project: Hammond AP-1 (CA)-20240812
Pace Project No.: 92748254

Pace Analytical Services Asheville
2225 Riverside Drive, Asheville, NC 28804
Florida/NELAP Certification #: E87648
North Carolina Drinking Water Certification #: 37712
North Carolina Wastewater Certification #: 40
South Carolina Laboratory ID: 99030
South Carolina Certification #: 99030001
Virginia/VELAP Certification #: 460222

Pace Analytical Services Peachtree Corners
110 Technology Pkwy, Peachtree Corners, GA 30092
Florida DOH Certification #: E87315
Georgia DW Inorganics Certification #: 812
North Carolina Certification #: 381
South Carolina Certification #: 98011001
Virginia Certification #: 460204

This report shall not be reproduced, except in full,
without the written consent of Pace Analytical Services, LLC.

Pace Analytical Services, LLC
9800 Kincey Ave. Suite 100
Huntersville, NC 28078
(704)875-9092

SAMPLE SUMMARY

Project: Hammond AP-1 (CA)-20240812
Pace Project No.: 92748254

Lab ID	Sample ID	Matrix	Date Collected	Date Received
92748254001	**HAM-PT-07**	Water	08/14/24 15:07	08/16/24 12:50
92748254002	**HAM-PT-08**	Water	08/14/24 11:41	08/16/24 12:50
92748254003	**HAM-PT-13**	Water	08/14/24 16:55	08/16/24 12:50
92748254004	**HAM-PT-15**	Water	08/14/24 13:30	08/16/24 12:50
92748254005	**HAM-AP1-FB-01**	Water	08/15/24 14:45	08/16/24 12:50
92748254006	**HAM-AP1-EB-01**	Water	08/15/24 14:45	08/16/24 12:50
92748254007	**HAM-AP1-FD-01**	Water	08/14/24 00:00	08/16/24 12:50

This report shall not be reproduced, except in full,
without the written consent of Pace Analytical Services, LLC.

Pace Analytical Services, LLC
9800 Kincey Ave. Suite 100
Huntersville, NC 28078
(704)875-9092

SAMPLE ANALYTE COUNT

Project: Hammond AP-1 (CA)-20240812
Pace Project No.: 92748254

Lab ID	Sample ID	Method	Analysts	Analytes Reported
92748254001	**HAM-PT-07**	EPA 6010D	AJM, MJS2	6
		EPA 6020B	CW1	13
		EPA 7470A	VB	1
		SM 2540C-2015	DL1	1
		SM 2320B-2011	YEG	3
		SM 4500-S2D-2011	JP1	1
		EPA 300.0 Rev 2.1 1993	JCM	3
92748254002	**HAM-PT-08**	EPA 6010D	AJM	6
		EPA 6020B	CW1	13
		EPA 7470A	VB	1
		SM 2540C-2015	DL1	1
		SM 2320B-2011	YEG	3
		SM 4500-S2D-2011	JP1	1
		EPA 300.0 Rev 2.1 1993	JCM	3
92748254003	**HAM-PT-13**	EPA 6010D	AJM	6
		EPA 6020B	CW1	13
		EPA 7470A	VB	1
		SM 2540C-2015	DL1	1
		SM 2320B-2011	YEG	3
		SM 4500-S2D-2011	JP1	1
		EPA 300.0 Rev 2.1 1993	JCM	3
92748254004	**HAM-PT-15**	EPA 6010D	AJM	6
		EPA 6020B	CW1	13
		EPA 7470A	VB	1
		SM 2540C-2015	DL1	1
		SM 2320B-2011	YEG	3
		SM 4500-S2D-2011	JP1	1
		EPA 300.0 Rev 2.1 1993	JCM	3
92748254005	**HAM-AP1-FB-01**	EPA 6010D	AJM	6
		EPA 6020B	CW1	13
		EPA 7470A	VB	1
		SM 2540C-2015	DL1	1
		SM 2320B-2011	SMS	3
		SM 4500-S2D-2011	JP1	1
		EPA 300.0 Rev 2.1 1993	JCM	3
92748254006	**HAM-AP1-EB-01**	EPA 6010D	AJM	6
		EPA 6020B	CW1	13

This report shall not be reproduced, except in full,
without the written consent of Pace Analytical Services, LLC.

Pace Analytical Services, LLC
9800 Kincey Ave. Suite 100
Huntersville, NC 28078
(704)875-9092

SAMPLE ANALYTE COUNT

Project: Hammond AP-1 (CA)-20240812
Pace Project No.: 92748254

Lab ID	Sample ID	Method	Analysts	Analytes Reported
		EPA 7470A	VB	1
		SM 2540C-2015	DL1	1
		SM 2320B-2011	SMS	3
		SM 4500-S2D-2011	JP1	1
		EPA 300.0 Rev 2.1 1993	JCM	3
92748254007	**HAM-AP1-FD-01**	EPA 6010D	AJM	6
		EPA 6020B	CW1	13
		EPA 7470A	VB	1
		SM 2540C-2015	DL1	1
		SM 2320B-2011	SMS	3
		SM 4500-S2D-2011	JP1	1
		EPA 300.0 Rev 2.1 1993	JCM	3

PASI-A = Pace Analytical Services - Asheville
PASI-GA = Pace Analytical Services - Peachtree Corners, GA

This report shall not be reproduced, except in full,
without the written consent of Pace Analytical Services, LLC.

Pace Analytical Services, LLC
9800 Kincey Ave. Suite 100
Huntersville, NC 28078
(704)875-9092

SUMMARY OF DETECTION

Project: Hammond AP-1 (CA)-20240812
Pace Project No.: 92748254

Lab Sample ID Method	Client Sample ID Parameters	Result	Units	Report Limit	Analyzed	Qualifiers
92748254001	**HAM-PT-07**					
EPA 6010D	Iron	18.4	mg/L	0.040	08/23/24 03:10	
EPA 6010D	Manganese	4.3	mg/L	0.040	08/23/24 03:10	
EPA 6010D	Calcium	127	mg/L	1.0	08/23/24 03:10	
EPA 6010D	Magnesium	18.7	mg/L	0.050	08/23/24 03:10	
EPA 6010D	Potassium	5.7	mg/L	0.50	08/25/24 18:02	
EPA 6010D	Sodium	9.5	mg/L	1.0	08/25/24 18:02	
EPA 6020B	Arsenic	0.24	mg/L	0.0050	08/26/24 22:08	
EPA 6020B	Barium	0.047	mg/L	0.0050	08/26/24 22:08	
EPA 6020B	Beryllium	0.00010J	mg/L	0.00050	08/26/24 22:08	
EPA 6020B	Boron	0.55	mg/L	0.040	08/26/24 22:08	
EPA 6020B	Cobalt	0.059	mg/L	0.0050	08/26/24 22:08	
EPA 6020B	Lithium	0.058	mg/L	0.030	08/26/24 22:08	
EPA 6020B	Molybdenum	0.0079J	mg/L	0.010	08/26/24 22:08	
SM 2540C-2015	Total Dissolved Solids	574	mg/L	25.0	08/21/24 16:27	
SM 2320B-2011	Alkalinity,Bicarbonate (CaCO3)	134	mg/L	5.0	08/19/24 14:38	
SM 2320B-2011	Alkalinity, Total as CaCO3	134	mg/L	5.0	08/19/24 14:38	
EPA 300.0 Rev 2.1 1993	Chloride	18.6	mg/L	1.0	08/17/24 18:41	
EPA 300.0 Rev 2.1 1993	Fluoride	0.29	mg/L	0.10	08/17/24 18:41	
EPA 300.0 Rev 2.1 1993	Sulfate	231	mg/L	5.0	08/18/24 01:23	
92748254002	**HAM-PT-08**					
EPA 6010D	Iron	15.5	mg/L	0.040	08/25/24 18:16	
EPA 6010D	Manganese	4.2	mg/L	0.040	08/25/24 18:16	
EPA 6010D	Potassium	4.9	mg/L	0.50	08/25/24 18:16	
EPA 6010D	Sodium	7.2	mg/L	1.0	08/25/24 18:16	
EPA 6010D	Calcium	99.1	mg/L	1.0	08/25/24 18:16	
EPA 6010D	Magnesium	13.6	mg/L	0.050	08/25/24 18:16	
EPA 6020B	Arsenic	0.29	mg/L	0.0050	08/26/24 22:12	
EPA 6020B	Barium	0.048	mg/L	0.0050	08/26/24 22:12	
EPA 6020B	Boron	0.62	mg/L	0.040	08/26/24 22:12	
EPA 6020B	Cobalt	0.084	mg/L	0.0050	08/26/24 22:12	
EPA 6020B	Lithium	0.025J	mg/L	0.030	08/26/24 22:12	
EPA 6020B	Molybdenum	0.011	mg/L	0.010	08/26/24 22:12	
SM 2540C-2015	Total Dissolved Solids	474	mg/L	25.0	08/21/24 16:27	
SM 2320B-2011	Alkalinity,Bicarbonate (CaCO3)	89.7	mg/L	5.0	08/19/24 14:48	
SM 2320B-2011	Alkalinity, Total as CaCO3	89.7	mg/L	5.0	08/19/24 14:48	
EPA 300.0 Rev 2.1 1993	Chloride	17.0	mg/L	1.0	08/17/24 18:55	
EPA 300.0 Rev 2.1 1993	Sulfate	203	mg/L	5.0	08/18/24 01:37	
92748254003	**HAM-PT-13**					
EPA 6010D	Iron	22.8	mg/L	0.040	08/25/24 18:19	
EPA 6010D	Manganese	4.0	mg/L	0.040	08/25/24 18:19	
EPA 6010D	Potassium	5.4	mg/L	0.50	08/25/24 18:19	
EPA 6010D	Sodium	9.2	mg/L	1.0	08/25/24 18:19	
EPA 6010D	Calcium	124	mg/L	1.0	08/25/24 18:19	
EPA 6010D	Magnesium	16.9	mg/L	0.050	08/25/24 18:19	
EPA 6020B	Arsenic	0.26	mg/L	0.0050	08/26/24 22:16	
EPA 6020B	Barium	0.043	mg/L	0.0050	08/26/24 22:16	

This report shall not be reproduced, except in full,
without the written consent of Pace Analytical Services, LLC.

Pace Analytical Services, LLC
9800 Kincey Ave. Suite 100
Huntersville, NC 28078
(704)875-9092

SUMMARY OF DETECTION

Project: Hammond AP-1 (CA)-20240812
Pace Project No.: 92748254

Lab Sample ID Method	Client Sample ID Parameters	Result	Units	Report Limit	Analyzed	Qualifiers
92748254003	**HAM-PT-13**					
EPA 6020B	Boron	0.52	mg/L	0.040	08/26/24 22:16	
EPA 6020B	Cobalt	0.036	mg/L	0.0050	08/26/24 22:16	
EPA 6020B	Lithium	0.058	mg/L	0.030	08/26/24 22:16	
EPA 6020B	Molybdenum	0.0072J	mg/L	0.010	08/26/24 22:16	
SM 2540C-2015	Total Dissolved Solids	564	mg/L	25.0	08/21/24 16:27	
SM 2320B-2011	Alkalinity,Bicarbonate (CaCO3)	118	mg/L	5.0	08/19/24 14:56	
SM 2320B-2011	Alkalinity, Total as CaCO3	118	mg/L	5.0	08/19/24 14:56	
EPA 300.0 Rev 2.1 1993	Chloride	17.7	mg/L	1.0	08/17/24 19:10	
EPA 300.0 Rev 2.1 1993	Fluoride	0.28	mg/L	0.10	08/17/24 19:10	
EPA 300.0 Rev 2.1 1993	Sulfate	232	mg/L	6.0	08/18/24 01:51	
92748254004	**HAM-PT-15**					
EPA 6010D	Iron	12.8	mg/L	0.040	08/25/24 18:22	
EPA 6010D	Manganese	5.5	mg/L	0.040	08/25/24 18:22	
EPA 6010D	Potassium	5.3	mg/L	0.50	08/25/24 18:22	
EPA 6010D	Sodium	8.1	mg/L	1.0	08/25/24 18:22	
EPA 6010D	Calcium	123	mg/L	1.0	08/25/24 18:22	
EPA 6010D	Magnesium	15.3	mg/L	0.050	08/25/24 18:22	
EPA 6020B	Arsenic	0.42	mg/L	0.0050	08/26/24 22:27	
EPA 6020B	Barium	0.044	mg/L	0.0050	08/26/24 22:27	
EPA 6020B	Beryllium	0.000096J	mg/L	0.00050	08/26/24 22:27	
EPA 6020B	Boron	0.63	mg/L	0.040	08/26/24 22:27	
EPA 6020B	Cobalt	0.061	mg/L	0.0050	08/26/24 22:27	
EPA 6020B	Lithium	0.052	mg/L	0.030	08/26/24 22:27	
EPA 6020B	Molybdenum	0.013	mg/L	0.010	08/26/24 22:27	
SM 2540C-2015	Total Dissolved Solids	548	mg/L	25.0	08/21/24 16:27	
SM 2320B-2011	Alkalinity,Bicarbonate (CaCO3)	128	mg/L	5.0	08/19/24 15:05	
SM 2320B-2011	Alkalinity, Total as CaCO3	128	mg/L	5.0	08/19/24 15:05	
EPA 300.0 Rev 2.1 1993	Chloride	15.7	mg/L	1.0	08/17/24 19:24	
EPA 300.0 Rev 2.1 1993	Fluoride	0.29	mg/L	0.10	08/17/24 19:24	
EPA 300.0 Rev 2.1 1993	Sulfate	212	mg/L	5.0	08/18/24 02:05	
92748254006	**HAM-AP1-EB-01**					
SM 2540C-2015	Total Dissolved Solids	111	mg/L	25.0	08/22/24 16:16	
92748254007	**HAM-AP1-FD-01**					
EPA 6010D	Iron	15.4	mg/L	0.040	08/25/24 18:40	
EPA 6010D	Manganese	4.2	mg/L	0.040	08/25/24 18:40	
EPA 6010D	Potassium	4.9	mg/L	0.50	08/25/24 18:40	
EPA 6010D	Sodium	7.4	mg/L	1.0	08/25/24 18:40	
EPA 6010D	Calcium	99.4	mg/L	1.0	08/25/24 18:40	
EPA 6010D	Magnesium	13.8	mg/L	0.050	08/25/24 18:40	
EPA 6020B	Arsenic	0.29	mg/L	0.0050	08/26/24 22:42	
EPA 6020B	Barium	0.048	mg/L	0.0050	08/26/24 22:42	
EPA 6020B	Boron	0.63	mg/L	0.040	08/26/24 22:42	
EPA 6020B	Cobalt	0.082	mg/L	0.0050	08/26/24 22:42	
EPA 6020B	Lithium	0.024J	mg/L	0.030	08/26/24 22:42	
EPA 6020B	Molybdenum	0.011	mg/L	0.010	08/26/24 22:42	
SM 2540C-2015	Total Dissolved Solids	469	mg/L	25.0	08/22/24 16:16	

This report shall not be reproduced, except in full,
without the written consent of Pace Analytical Services, LLC.

Pace Analytical Services, LLC
9800 Kincey Ave. Suite 100
Huntersville, NC 28078
(704)875-9092

SUMMARY OF DETECTION

Project: Hammond AP-1 (CA)-20240812
Pace Project No.: 92748254

Lab Sample ID Method	Client Sample ID Parameters	Result	Units	Report Limit	Analyzed	Qualifiers
92748254007	**HAM-AP1-FD-01**					
SM 2320B-2011	Alkalinity,Bicarbonate (CaCO3)	101	mg/L	5.0	08/21/24 19:41	
SM 2320B-2011	Alkalinity, Total as CaCO3	101	mg/L	5.0	08/21/24 19:41	
EPA 300.0 Rev 2.1 1993	Chloride	16.7	mg/L	1.0	08/17/24 19:39	
EPA 300.0 Rev 2.1 1993	Fluoride	0.14	mg/L	0.10	08/17/24 19:39	
EPA 300.0 Rev 2.1 1993	Sulfate	201	mg/L	5.0	08/18/24 02:19	

This report shall not be reproduced, except in full,
without the written consent of Pace Analytical Services, LLC.

Pace Analytical Services, LLC
9800 Kincey Ave. Suite 100
Huntersville, NC 28078
(704)875-9092

ANALYTICAL RESULTS

Project: Hammond AP-1 (CA)-20240812
Pace Project No.: 92748254

Sample: HAM-PT-07 **Lab ID: 92748254001** Collected: 08/14/24 15:07 Received: 08/16/24 12:50 Matrix: Water

Parameters	Results	Units	Report Limit	MDL	DF	Prepared	Analyzed	CAS No.	Qual
6010D ATL ICP	Analytical Method: EPA 6010D Preparation Method: EPA 3010A								
	Pace Analytical Services - Peachtree Corners, GA								
Iron	**18.4**	mg/L	0.040	0.025	1	08/22/24 13:55	08/23/24 03:10	7439-89-6	
Manganese	**4.3**	mg/L	0.040	0.011	1	08/22/24 13:55	08/23/24 03:10	7439-96-5	
Calcium	**127**	mg/L	1.0	0.12	1	08/22/24 13:55	08/23/24 03:10	7440-70-2	
Magnesium	**18.7**	mg/L	0.050	0.012	1	08/22/24 13:55	08/23/24 03:10	7439-95-4	
Potassium	**5.7**	mg/L	0.50	0.15	1	08/22/24 13:55	08/25/24 18:02	7440-09-7	
Sodium	**9.5**	mg/L	1.0	0.58	1	08/22/24 13:55	08/25/24 18:02	7440-23-5	
6020 MET ICPMS	Analytical Method: EPA 6020B Preparation Method: EPA 3005A								
	Pace Analytical Services - Peachtree Corners, GA								
Antimony	ND	mg/L	0.0030	0.00054	1	08/23/24 10:30	08/26/24 22:08	7440-36-0	
Arsenic	**0.24**	mg/L	0.0050	0.00084	1	08/23/24 10:30	08/26/24 22:08	7440-38-2	
Barium	**0.047**	mg/L	0.0050	0.00047	1	08/23/24 10:30	08/26/24 22:08	7440-39-3	
Beryllium	**0.00010J**	mg/L	0.00050	0.000094	1	08/23/24 10:30	08/26/24 22:08	7440-41-7	
Boron	**0.55**	mg/L	0.040	0.012	1	08/23/24 10:30	08/26/24 22:08	7440-42-8	
Cadmium	ND	mg/L	0.00050	0.00010	1	08/23/24 10:30	08/26/24 22:08	7440-43-9	
Chromium	ND	mg/L	0.0050	0.0019	1	08/23/24 10:30	08/26/24 22:08	7440-47-3	
Cobalt	**0.059**	mg/L	0.0050	0.00032	1	08/23/24 10:30	08/26/24 22:08	7440-48-4	
Lead	ND	mg/L	0.0010	0.00016	1	08/23/24 10:30	08/26/24 22:08	7439-92-1	
Lithium	**0.058**	mg/L	0.030	0.0016	1	08/23/24 10:30	08/26/24 22:08	7439-93-2	
Molybdenum	**0.0079J**	mg/L	0.010	0.00062	1	08/23/24 10:30	08/26/24 22:08	7439-98-7	
Selenium	ND	mg/L	0.0050	0.00096	1	08/23/24 10:30	08/26/24 22:08	7782-49-2	
Thallium	ND	mg/L	0.0010	0.00038	1	08/23/24 10:30	08/26/24 22:08	7440-28-0	
7470 Mercury	Analytical Method: EPA 7470A Preparation Method: EPA 7470A								
	Pace Analytical Services - Peachtree Corners, GA								
Mercury	ND	mg/L	0.00020	0.00013	1	08/27/24 10:00	08/27/24 14:20	7439-97-6	
2540C Total Dissolved Solids	Analytical Method: SM 2540C-2015								
	Pace Analytical Services - Peachtree Corners, GA								
Total Dissolved Solids	**574**	mg/L	25.0	25.0	1		08/21/24 16:27		
2320B Alkalinity	Analytical Method: SM 2320B-2011								
	Pace Analytical Services - Asheville								
Alkalinity,Bicarbonate (CaCO3)	**134**	mg/L	5.0	5.0	1		08/19/24 14:38		
Alkalinity,Carbonate (CaCO3)	ND	mg/L	5.0	5.0	1		08/19/24 14:38		
Alkalinity, Total as CaCO3	**134**	mg/L	5.0	5.0	1		08/19/24 14:38		
4500S2D Sulfide Water	Analytical Method: SM 4500-S2D-2011								
	Pace Analytical Services - Asheville								
Sulfide	ND	mg/L	0.10	0.022	1		08/17/24 04:26	18496-25-8	
300.0 IC Anions 28 Days	Analytical Method: EPA 300.0 Rev 2.1 1993								
	Pace Analytical Services - Asheville								
Chloride	**18.6**	mg/L	1.0	0.60	1		08/17/24 18:41	16887-00-6	

REPORT OF LABORATORY ANALYSIS

This report shall not be reproduced, except in full,
without the written consent of Pace Analytical Services, LLC.

Pace Analytical Services, LLC
9800 Kincey Ave. Suite 100
Huntersville, NC 28078
(704)875-9092

ANALYTICAL RESULTS

Project: Hammond AP-1 (CA)-20240812
Pace Project No.: 92748254

Sample: HAM-PT-07 **Lab ID: 92748254001** Collected: 08/14/24 15:07 Received: 08/16/24 12:50 Matrix: Water

Parameters	Results	Units	Report Limit	MDL	DF	Prepared	Analyzed	CAS No.	Qual
300.0 IC Anions 28 Days	Analytical Method: EPA 300.0 Rev 2.1 1993 Pace Analytical Services - Asheville								
Fluoride	**0.29**	mg/L	0.10	0.050	1		08/17/24 18:41	16984-48-8	
Sulfate	**231**	mg/L	5.0	2.5	5		08/18/24 01:23	14808-79-8	

This report shall not be reproduced, except in full,
without the written consent of Pace Analytical Services, LLC.

Pace Analytical Services, LLC
9800 Kincey Ave. Suite 100
Huntersville, NC 28078
(704)875-9092

ANALYTICAL RESULTS

Project: Hammond AP-1 (CA)-20240812
Pace Project No.: 92748254

Sample: HAM-PT-08 **Lab ID: 92748254002** Collected: 08/14/24 11:41 Received: 08/16/24 12:50 Matrix: Water

Parameters	Results	Units	Report Limit	MDL	DF	Prepared	Analyzed	CAS No.	Qual
6010D ATL ICP	Analytical Method: EPA 6010D Preparation Method: EPA 3010A Pace Analytical Services - Peachtree Corners, GA								
Iron	**15.5**	mg/L	0.040	0.025	1	08/24/24 09:57	08/25/24 18:16	7439-89-6	
Manganese	**4.2**	mg/L	0.040	0.011	1	08/24/24 09:57	08/25/24 18:16	7439-96-5	
Potassium	**4.9**	mg/L	0.50	0.15	1	08/24/24 09:57	08/25/24 18:16	7440-09-7	
Sodium	**7.2**	mg/L	1.0	0.58	1	08/24/24 09:57	08/25/24 18:16	7440-23-5	
Calcium	**99.1**	mg/L	1.0	0.12	1	08/24/24 09:57	08/25/24 18:16	7440-70-2	
Magnesium	**13.6**	mg/L	0.050	0.012	1	08/24/24 09:57	08/25/24 18:16	7439-95-4	
6020 MET ICPMS	Analytical Method: EPA 6020B Preparation Method: EPA 3005A Pace Analytical Services - Peachtree Corners, GA								
Antimony	ND	mg/L	0.0030	0.00054	1	08/23/24 10:30	08/26/24 22:12	7440-36-0	
Arsenic	**0.29**	mg/L	0.0050	0.00084	1	08/23/24 10:30	08/26/24 22:12	7440-38-2	
Barium	**0.048**	mg/L	0.0050	0.00047	1	08/23/24 10:30	08/26/24 22:12	7440-39-3	
Beryllium	ND	mg/L	0.00050	0.000094	1	08/23/24 10:30	08/26/24 22:12	7440-41-7	
Boron	**0.62**	mg/L	0.040	0.012	1	08/23/24 10:30	08/26/24 22:12	7440-42-8	
Cadmium	ND	mg/L	0.00050	0.00010	1	08/23/24 10:30	08/26/24 22:12	7440-43-9	
Chromium	ND	mg/L	0.0050	0.0019	1	08/23/24 10:30	08/26/24 22:12	7440-47-3	
Cobalt	**0.084**	mg/L	0.0050	0.00032	1	08/23/24 10:30	08/26/24 22:12	7440-48-4	
Lead	ND	mg/L	0.0010	0.00016	1	08/23/24 10:30	08/26/24 22:12	7439-92-1	
Lithium	**0.025J**	mg/L	0.030	0.0016	1	08/23/24 10:30	08/26/24 22:12	7439-93-2	
Molybdenum	**0.011**	mg/L	0.010	0.00062	1	08/23/24 10:30	08/26/24 22:12	7439-98-7	
Selenium	ND	mg/L	0.0050	0.00096	1	08/23/24 10:30	08/26/24 22:12	7782-49-2	
Thallium	ND	mg/L	0.0010	0.00038	1	08/23/24 10:30	08/26/24 22:12	7440-28-0	
7470 Mercury	Analytical Method: EPA 7470A Preparation Method: EPA 7470A Pace Analytical Services - Peachtree Corners, GA								
Mercury	ND	mg/L	0.00020	0.00013	1	08/27/24 10:00	08/27/24 14:23	7439-97-6	
2540C Total Dissolved Solids	Analytical Method: SM 2540C-2015 Pace Analytical Services - Peachtree Corners, GA								
Total Dissolved Solids	**474**	mg/L	25.0	25.0	1		08/21/24 16:27		
2320B Alkalinity	Analytical Method: SM 2320B-2011 Pace Analytical Services - Asheville								
Alkalinity,Bicarbonate (CaCO3)	**89.7**	mg/L	5.0	5.0	1		08/19/24 14:48		
Alkalinity,Carbonate (CaCO3)	ND	mg/L	5.0	5.0	1		08/19/24 14:48		
Alkalinity, Total as CaCO3	**89.7**	mg/L	5.0	5.0	1		08/19/24 14:48		
4500S2D Sulfide Water	Analytical Method: SM 4500-S2D-2011 Pace Analytical Services - Asheville								
Sulfide	ND	mg/L	0.10	0.022	1		08/17/24 04:27	18496-25-8	
300.0 IC Anions 28 Days	Analytical Method: EPA 300.0 Rev 2.1 1993 Pace Analytical Services - Asheville								
Chloride	**17.0**	mg/L	1.0	0.60	1		08/17/24 18:55	16887-00-6	

This report shall not be reproduced, except in full,
without the written consent of Pace Analytical Services, LLC.

Pace Analytical Services, LLC
9800 Kincey Ave. Suite 100
Huntersville, NC 28078
(704)875-9092

ANALYTICAL RESULTS

Project: Hammond AP-1 (CA)-20240812
Pace Project No.: 92748254

Sample: HAM-PT-08 **Lab ID: 92748254002** Collected: 08/14/24 11:41 Received: 08/16/24 12:50 Matrix: Water

Parameters	Results	Units	Report Limit	MDL	DF	Prepared	Analyzed	CAS No.	Qual
300.0 IC Anions 28 Days	Analytical Method: EPA 300.0 Rev 2.1 1993 Pace Analytical Services - Asheville								
Fluoride	ND	mg/L	0.10	0.050	1		08/17/24 18:55	16984-48-8	
Sulfate	**203**	mg/L	5.0	2.5	5		08/18/24 01:37	14808-79-8	

This report shall not be reproduced, except in full,
without the written consent of Pace Analytical Services, LLC.

Pace Analytical Services, LLC
9800 Kincey Ave. Suite 100
Huntersville, NC 28078
(704)875-9092

ANALYTICAL RESULTS

Project: Hammond AP-1 (CA)-20240812
Pace Project No.: 92748254

Sample: HAM-PT-13 **Lab ID: 92748254003** Collected: 08/14/24 16:55 Received: 08/16/24 12:50 Matrix: Water

Parameters	Results	Units	Report Limit	MDL	DF	Prepared	Analyzed	CAS No.	Qual
6010D ATL ICP	Analytical Method: EPA 6010D Preparation Method: EPA 3010A Pace Analytical Services - Peachtree Corners, GA								
Iron	**22.8**	mg/L	0.040	0.025	1	08/24/24 09:57	08/25/24 18:19	7439-89-6	
Manganese	**4.0**	mg/L	0.040	0.011	1	08/24/24 09:57	08/25/24 18:19	7439-96-5	
Potassium	**5.4**	mg/L	0.50	0.15	1	08/24/24 09:57	08/25/24 18:19	7440-09-7	
Sodium	**9.2**	mg/L	1.0	0.58	1	08/24/24 09:57	08/25/24 18:19	7440-23-5	
Calcium	**124**	mg/L	1.0	0.12	1	08/24/24 09:57	08/25/24 18:19	7440-70-2	
Magnesium	**16.9**	mg/L	0.050	0.012	1	08/24/24 09:57	08/25/24 18:19	7439-95-4	
6020 MET ICPMS	Analytical Method: EPA 6020B Preparation Method: EPA 3005A Pace Analytical Services - Peachtree Corners, GA								
Antimony	ND	mg/L	0.0030	0.00054	1	08/23/24 10:30	08/26/24 22:16	7440-36-0	
Arsenic	**0.26**	mg/L	0.0050	0.00084	1	08/23/24 10:30	08/26/24 22:16	7440-38-2	
Barium	**0.043**	mg/L	0.0050	0.00047	1	08/23/24 10:30	08/26/24 22:16	7440-39-3	
Beryllium	ND	mg/L	0.00050	0.000094	1	08/23/24 10:30	08/26/24 22:16	7440-41-7	
Boron	**0.52**	mg/L	0.040	0.012	1	08/23/24 10:30	08/26/24 22:16	7440-42-8	
Cadmium	ND	mg/L	0.00050	0.00010	1	08/23/24 10:30	08/26/24 22:16	7440-43-9	
Chromium	ND	mg/L	0.0050	0.0019	1	08/23/24 10:30	08/26/24 22:16	7440-47-3	
Cobalt	**0.036**	mg/L	0.0050	0.00032	1	08/23/24 10:30	08/26/24 22:16	7440-48-4	
Lead	ND	mg/L	0.0010	0.00016	1	08/23/24 10:30	08/26/24 22:16	7439-92-1	
Lithium	**0.058**	mg/L	0.030	0.0016	1	08/23/24 10:30	08/26/24 22:16	7439-93-2	
Molybdenum	**0.0072J**	mg/L	0.010	0.00062	1	08/23/24 10:30	08/26/24 22:16	7439-98-7	
Selenium	ND	mg/L	0.0050	0.00096	1	08/23/24 10:30	08/26/24 22:16	7782-49-2	
Thallium	ND	mg/L	0.0010	0.00038	1	08/23/24 10:30	08/26/24 22:16	7440-28-0	
7470 Mercury	Analytical Method: EPA 7470A Preparation Method: EPA 7470A Pace Analytical Services - Peachtree Corners, GA								
Mercury	ND	mg/L	0.00020	0.00013	1	08/27/24 10:00	08/27/24 14:25	7439-97-6	
2540C Total Dissolved Solids	Analytical Method: SM 2540C-2015 Pace Analytical Services - Peachtree Corners, GA								
Total Dissolved Solids	**564**	mg/L	25.0	25.0	1		08/21/24 16:27		
2320B Alkalinity	Analytical Method: SM 2320B-2011 Pace Analytical Services - Asheville								
Alkalinity,Bicarbonate (CaCO3)	**118**	mg/L	5.0	5.0	1		08/19/24 14:56		
Alkalinity,Carbonate (CaCO3)	ND	mg/L	5.0	5.0	1		08/19/24 14:56		
Alkalinity, Total as CaCO3	**118**	mg/L	5.0	5.0	1		08/19/24 14:56		
4500S2D Sulfide Water	Analytical Method: SM 4500-S2D-2011 Pace Analytical Services - Asheville								
Sulfide	ND	mg/L	0.10	0.022	1		08/17/24 04:28	18496-25-8	
300.0 IC Anions 28 Days	Analytical Method: EPA 300.0 Rev 2.1 1993 Pace Analytical Services - Asheville								
Chloride	**17.7**	mg/L	1.0	0.60	1		08/17/24 19:10	16887-00-6	

This report shall not be reproduced, except in full,
without the written consent of Pace Analytical Services, LLC.

Pace Analytical Services, LLC
9800 Kincey Ave. Suite 100
Huntersville, NC 28078
(704)875-9092

ANALYTICAL RESULTS

Project: Hammond AP-1 (CA)-20240812
Pace Project No.: 92748254

Sample: HAM-PT-13 **Lab ID: 92748254003** Collected: 08/14/24 16:55 Received: 08/16/24 12:50 Matrix: Water

Parameters	Results	Units	Report Limit	MDL	DF	Prepared	Analyzed	CAS No.	Qual
300.0 IC Anions 28 Days	Analytical Method: EPA 300.0 Rev 2.1 1993 Pace Analytical Services - Asheville								
Fluoride	**0.28**	mg/L	0.10	0.050	1		08/17/24 19:10	16984-48-8	
Sulfate	**232**	mg/L	6.0	3.0	6		08/18/24 01:51	14808-79-8	

This report shall not be reproduced, except in full,
without the written consent of Pace Analytical Services, LLC.

Pace Analytical Services, LLC
9800 Kincey Ave. Suite 100
Huntersville, NC 28078
(704)875-9092

ANALYTICAL RESULTS

Project: Hammond AP-1 (CA)-20240812
Pace Project No.: 92748254

Sample: HAM-PT-15 **Lab ID: 92748254004** Collected: 08/14/24 13:30 Received: 08/16/24 12:50 Matrix: Water

Parameters	Results	Units	Report Limit	MDL	DF	Prepared	Analyzed	CAS No.	Qual
6010D ATL ICP	Analytical Method: EPA 6010D Preparation Method: EPA 3010A Pace Analytical Services - Peachtree Corners, GA								
Iron	**12.8**	mg/L	0.040	0.025	1	08/24/24 09:57	08/25/24 18:22	7439-89-6	
Manganese	**5.5**	mg/L	0.040	0.011	1	08/24/24 09:57	08/25/24 18:22	7439-96-5	
Potassium	**5.3**	mg/L	0.50	0.15	1	08/24/24 09:57	08/25/24 18:22	7440-09-7	
Sodium	**8.1**	mg/L	1.0	0.58	1	08/24/24 09:57	08/25/24 18:22	7440-23-5	
Calcium	**123**	mg/L	1.0	0.12	1	08/24/24 09:57	08/25/24 18:22	7440-70-2	
Magnesium	**15.3**	mg/L	0.050	0.012	1	08/24/24 09:57	08/25/24 18:22	7439-95-4	
6020 MET ICPMS	Analytical Method: EPA 6020B Preparation Method: EPA 3005A Pace Analytical Services - Peachtree Corners, GA								
Antimony	ND	mg/L	0.0030	0.00054	1	08/23/24 10:30	08/26/24 22:27	7440-36-0	
Arsenic	**0.42**	mg/L	0.0050	0.00084	1	08/23/24 10:30	08/26/24 22:27	7440-38-2	
Barium	**0.044**	mg/L	0.0050	0.00047	1	08/23/24 10:30	08/26/24 22:27	7440-39-3	
Beryllium	**0.000096J**	mg/L	0.00050	0.000094	1	08/23/24 10:30	08/26/24 22:27	7440-41-7	
Boron	**0.63**	mg/L	0.040	0.012	1	08/23/24 10:30	08/26/24 22:27	7440-42-8	
Cadmium	ND	mg/L	0.00050	0.00010	1	08/23/24 10:30	08/26/24 22:27	7440-43-9	
Chromium	ND	mg/L	0.0050	0.0019	1	08/23/24 10:30	08/26/24 22:27	7440-47-3	
Cobalt	**0.061**	mg/L	0.0050	0.00032	1	08/23/24 10:30	08/26/24 22:27	7440-48-4	
Lead	ND	mg/L	0.0010	0.00016	1	08/23/24 10:30	08/26/24 22:27	7439-92-1	
Lithium	**0.052**	mg/L	0.030	0.0016	1	08/23/24 10:30	08/26/24 22:27	7439-93-2	
Molybdenum	**0.013**	mg/L	0.010	0.00062	1	08/23/24 10:30	08/26/24 22:27	7439-98-7	
Selenium	ND	mg/L	0.0050	0.00096	1	08/23/24 10:30	08/26/24 22:27	7782-49-2	
Thallium	ND	mg/L	0.0010	0.00038	1	08/23/24 10:30	08/26/24 22:27	7440-28-0	
7470 Mercury	Analytical Method: EPA 7470A Preparation Method: EPA 7470A Pace Analytical Services - Peachtree Corners, GA								
Mercury	ND	mg/L	0.00020	0.00013	1	08/27/24 10:00	08/27/24 14:28	7439-97-6	
2540C Total Dissolved Solids	Analytical Method: SM 2540C-2015 Pace Analytical Services - Peachtree Corners, GA								
Total Dissolved Solids	**548**	mg/L	25.0	25.0	1		08/21/24 16:27		
2320B Alkalinity	Analytical Method: SM 2320B-2011 Pace Analytical Services - Asheville								
Alkalinity,Bicarbonate (CaCO3)	**128**	mg/L	5.0	5.0	1		08/19/24 15:05		
Alkalinity,Carbonate (CaCO3)	ND	mg/L	5.0	5.0	1		08/19/24 15:05		
Alkalinity, Total as CaCO3	**128**	mg/L	5.0	5.0	1		08/19/24 15:05		
4500S2D Sulfide Water	Analytical Method: SM 4500-S2D-2011 Pace Analytical Services - Asheville								
Sulfide	ND	mg/L	0.10	0.022	1		08/17/24 04:29	18496-25-8	
300.0 IC Anions 28 Days	Analytical Method: EPA 300.0 Rev 2.1 1993 Pace Analytical Services - Asheville								
Chloride	**15.7**	mg/L	1.0	0.60	1		08/17/24 19:24	16887-00-6	

This report shall not be reproduced, except in full,
without the written consent of Pace Analytical Services, LLC.

Pace Analytical Services, LLC
9800 Kincey Ave. Suite 100
Huntersville, NC 28078
(704)875-9092

ANALYTICAL RESULTS

Project: Hammond AP-1 (CA)-20240812
Pace Project No.: 92748254

Sample: HAM-PT-15 **Lab ID: 92748254004** Collected: 08/14/24 13:30 Received: 08/16/24 12:50 Matrix: Water

Parameters	Results	Units	Report Limit	MDL	DF	Prepared	Analyzed	CAS No.	Qual
300.0 IC Anions 28 Days	Analytical Method: EPA 300.0 Rev 2.1 1993 Pace Analytical Services - Asheville								
Fluoride	**0.29**	mg/L	0.10	0.050	1		08/17/24 19:24	16984-48-8	
Sulfate	**212**	mg/L	5.0	2.5	5		08/18/24 02:05	14808-79-8	

This report shall not be reproduced, except in full,
without the written consent of Pace Analytical Services, LLC.

Pace Analytical Services, LLC
9800 Kincey Ave. Suite 100
Huntersville, NC 28078
(704)875-9092

ANALYTICAL RESULTS

Project: Hammond AP-1 (CA)-20240812
Pace Project No.: 92748254

Sample: HAM-AP1-FB-01 **Lab ID: 92748254005** Collected: 08/15/24 14:45 Received: 08/16/24 12:50 Matrix: Water

Parameters	Results	Units	Report Limit	MDL	DF	Prepared	Analyzed	CAS No.	Qual
6010D ATL ICP	Analytical Method: EPA 6010D Preparation Method: EPA 3010A								
	Pace Analytical Services - Peachtree Corners, GA								
Iron	ND	mg/L	0.040	0.025	1	08/24/24 09:57	08/25/24 18:25	7439-89-6	
Manganese	ND	mg/L	0.040	0.011	1	08/24/24 09:57	08/25/24 18:25	7439-96-5	
Potassium	ND	mg/L	0.50	0.15	1	08/24/24 09:57	08/25/24 18:25	7440-09-7	
Sodium	ND	mg/L	1.0	0.58	1	08/24/24 09:57	08/25/24 18:25	7440-23-5	
Calcium	ND	mg/L	1.0	0.12	1	08/24/24 09:57	08/25/24 18:25	7440-70-2	
Magnesium	ND	mg/L	0.050	0.012	1	08/24/24 09:57	08/25/24 18:25	7439-95-4	
6020 MET ICPMS	Analytical Method: EPA 6020B Preparation Method: EPA 3005A								
	Pace Analytical Services - Peachtree Corners, GA								
Antimony	ND	mg/L	0.0030	0.00054	1	08/28/24 09:51	08/28/24 16:21	7440-36-0	
Arsenic	ND	mg/L	0.0050	0.00084	1	08/28/24 09:51	08/28/24 16:21	7440-38-2	
Barium	ND	mg/L	0.0050	0.00047	1	08/28/24 09:51	08/28/24 16:21	7440-39-3	
Beryllium	ND	mg/L	0.00050	0.000094	1	08/28/24 09:51	08/28/24 16:21	7440-41-7	
Boron	ND	mg/L	0.040	0.012	1	08/28/24 09:51	08/28/24 16:21	7440-42-8	
Cadmium	ND	mg/L	0.00050	0.00010	1	08/28/24 09:51	08/28/24 16:21	7440-43-9	
Chromium	ND	mg/L	0.0050	0.0019	1	08/28/24 09:51	08/28/24 16:21	7440-47-3	
Cobalt	ND	mg/L	0.0050	0.00032	1	08/28/24 09:51	08/28/24 16:21	7440-48-4	
Lead	ND	mg/L	0.0010	0.00016	1	08/28/24 09:51	08/28/24 16:21	7439-92-1	
Lithium	ND	mg/L	0.030	0.0016	1	08/28/24 09:51	08/28/24 16:21	7439-93-2	
Molybdenum	ND	mg/L	0.010	0.00062	1	08/28/24 09:51	08/28/24 16:21	7439-98-7	
Selenium	ND	mg/L	0.0050	0.00096	1	08/28/24 09:51	08/28/24 16:21	7782-49-2	
Thallium	ND	mg/L	0.0010	0.00038	1	08/28/24 09:51	08/28/24 16:21	7440-28-0	
7470 Mercury	Analytical Method: EPA 7470A Preparation Method: EPA 7470A								
	Pace Analytical Services - Peachtree Corners, GA								
Mercury	ND	mg/L	0.00020	0.00013	1	08/27/24 10:00	08/27/24 14:31	7439-97-6	
2540C Total Dissolved Solids	Analytical Method: SM 2540C-2015								
	Pace Analytical Services - Peachtree Corners, GA								
Total Dissolved Solids	ND	mg/L	25.0	25.0	1		08/22/24 16:15		
2320B Alkalinity	Analytical Method: SM 2320B-2011								
	Pace Analytical Services - Asheville								
Alkalinity,Bicarbonate (CaCO3)	ND	mg/L	5.0	5.0	1		08/21/24 19:33		
Alkalinity,Carbonate (CaCO3)	ND	mg/L	5.0	5.0	1		08/21/24 19:33		
Alkalinity, Total as CaCO3	ND	mg/L	5.0	5.0	1		08/21/24 19:33		
4500S2D Sulfide Water	Analytical Method: SM 4500-S2D-2011								
	Pace Analytical Services - Asheville								
Sulfide	ND	mg/L	0.10	0.022	1		08/17/24 04:39	18496-25-8	
300.0 IC Anions 28 Days	Analytical Method: EPA 300.0 Rev 2.1 1993								
	Pace Analytical Services - Asheville								
Chloride	ND	mg/L	1.0	0.60	1		08/17/24 14:50	16887-00-6	

This report shall not be reproduced, except in full,
without the written consent of Pace Analytical Services, LLC.

Pace Analytical Services, LLC
9800 Kincey Ave. Suite 100
Huntersville, NC 28078
(704)875-9092

ANALYTICAL RESULTS

Project: Hammond AP-1 (CA)-20240812
Pace Project No.: 92748254

Sample: HAM-AP1-FB-01 **Lab ID: 92748254005** Collected: 08/15/24 14:45 Received: 08/16/24 12:50 Matrix: Water

Parameters	Results	Units	Report Limit	MDL	DF	Prepared	Analyzed	CAS No.	Qual
300.0 IC Anions 28 Days	Analytical Method: EPA 300.0 Rev 2.1 1993 Pace Analytical Services - Asheville								
Fluoride	ND	mg/L	0.10	0.050	1		08/17/24 14:50	16984-48-8	
Sulfate	ND	mg/L	1.0	0.50	1		08/17/24 14:50	14808-79-8	

This report shall not be reproduced, except in full,
without the written consent of Pace Analytical Services, LLC.

Pace Analytical Services, LLC
9800 Kincey Ave. Suite 100
Huntersville, NC 28078
(704)875-9092

ANALYTICAL RESULTS

Project: Hammond AP-1 (CA)-20240812
Pace Project No.: 92748254

Sample: HAM-AP1-EB-01 **Lab ID: 92748254006** Collected: 08/15/24 14:45 Received: 08/16/24 12:50 Matrix: Water

Parameters	Results	Units	Report Limit	MDL	DF	Prepared	Analyzed	CAS No.	Qual
6010D ATL ICP	Analytical Method: EPA 6010D Preparation Method: EPA 3010A Pace Analytical Services - Peachtree Corners, GA								
Iron	ND	mg/L	0.040	0.025	1	08/24/24 09:57	08/25/24 18:36	7439-89-6	
Manganese	ND	mg/L	0.040	0.011	1	08/24/24 09:57	08/25/24 18:36	7439-96-5	
Potassium	ND	mg/L	0.50	0.15	1	08/24/24 09:57	08/25/24 18:36	7440-09-7	
Sodium	ND	mg/L	1.0	0.58	1	08/24/24 09:57	08/25/24 18:36	7440-23-5	
Calcium	ND	mg/L	1.0	0.12	1	08/24/24 09:57	08/25/24 18:36	7440-70-2	
Magnesium	ND	mg/L	0.050	0.012	1	08/24/24 09:57	08/25/24 18:36	7439-95-4	
6020 MET ICPMS	Analytical Method: EPA 6020B Preparation Method: EPA 3005A Pace Analytical Services - Peachtree Corners, GA								
Antimony	ND	mg/L	0.0030	0.00054	1	08/28/24 09:51	08/28/24 16:25	7440-36-0	
Arsenic	ND	mg/L	0.0050	0.00084	1	08/28/24 09:51	08/28/24 16:25	7440-38-2	
Barium	ND	mg/L	0.0050	0.00047	1	08/28/24 09:51	08/28/24 16:25	7440-39-3	
Beryllium	ND	mg/L	0.00050	0.000094	1	08/28/24 09:51	08/28/24 16:25	7440-41-7	
Boron	ND	mg/L	0.040	0.012	1	08/28/24 09:51	08/28/24 16:25	7440-42-8	
Cadmium	ND	mg/L	0.00050	0.00010	1	08/28/24 09:51	08/28/24 16:25	7440-43-9	
Chromium	ND	mg/L	0.0050	0.0019	1	08/28/24 09:51	08/28/24 16:25	7440-47-3	
Cobalt	ND	mg/L	0.0050	0.00032	1	08/28/24 09:51	08/28/24 16:25	7440-48-4	
Lead	ND	mg/L	0.0010	0.00016	1	08/28/24 09:51	08/28/24 16:25	7439-92-1	
Lithium	ND	mg/L	0.030	0.0016	1	08/28/24 09:51	08/28/24 16:25	7439-93-2	
Molybdenum	ND	mg/L	0.010	0.00062	1	08/28/24 09:51	08/28/24 16:25	7439-98-7	
Selenium	ND	mg/L	0.0050	0.00096	1	08/28/24 09:51	08/28/24 16:25	7782-49-2	
Thallium	ND	mg/L	0.0010	0.00038	1	08/28/24 09:51	08/28/24 16:25	7440-28-0	
7470 Mercury	Analytical Method: EPA 7470A Preparation Method: EPA 7470A Pace Analytical Services - Peachtree Corners, GA								
Mercury	ND	mg/L	0.00020	0.00013	1	08/27/24 10:00	08/27/24 14:33	7439-97-6	
2540C Total Dissolved Solids	Analytical Method: SM 2540C-2015 Pace Analytical Services - Peachtree Corners, GA								
Total Dissolved Solids	**111**	mg/L	25.0	25.0	1		08/22/24 16:16		
2320B Alkalinity	Analytical Method: SM 2320B-2011 Pace Analytical Services - Asheville								
Alkalinity,Bicarbonate (CaCO3)	ND	mg/L	5.0	5.0	1		08/21/24 19:37		
Alkalinity,Carbonate (CaCO3)	ND	mg/L	5.0	5.0	1		08/21/24 19:37		
Alkalinity, Total as CaCO3	ND	mg/L	5.0	5.0	1		08/21/24 19:37		
4500S2D Sulfide Water	Analytical Method: SM 4500-S2D-2011 Pace Analytical Services - Asheville								
Sulfide	ND	mg/L	0.10	0.022	1		08/17/24 04:39	18496-25-8	
300.0 IC Anions 28 Days	Analytical Method: EPA 300.0 Rev 2.1 1993 Pace Analytical Services - Asheville								
Chloride	ND	mg/L	1.0	0.60	1		08/17/24 15:04	16887-00-6	

This report shall not be reproduced, except in full,
without the written consent of Pace Analytical Services, LLC.

Pace Analytical Services, LLC
9800 Kincey Ave. Suite 100
Huntersville, NC 28078
(704)875-9092

ANALYTICAL RESULTS

Project: Hammond AP-1 (CA)-20240812
Pace Project No.: 92748254

Sample: HAM-AP1-EB-01 **Lab ID: 92748254006** Collected: 08/15/24 14:45 Received: 08/16/24 12:50 Matrix: Water

Parameters	Results	Units	Report Limit	MDL	DF	Prepared	Analyzed	CAS No.	Qual
300.0 IC Anions 28 Days	Analytical Method: EPA 300.0 Rev 2.1 1993 Pace Analytical Services - Asheville								
Fluoride	ND	mg/L	0.10	0.050	1		08/17/24 15:04	16984-48-8	
Sulfate	ND	mg/L	1.0	0.50	1		08/17/24 15:04	14808-79-8	

This report shall not be reproduced, except in full,
without the written consent of Pace Analytical Services, LLC.

Pace Analytical Services, LLC
9800 Kincey Ave. Suite 100
Huntersville, NC 28078
(704)875-9092

ANALYTICAL RESULTS

Project: Hammond AP-1 (CA)-20240812
Pace Project No.: 92748254

Sample: HAM-AP1-FD-01 **Lab ID: 92748254007** Collected: 08/14/24 00:00 Received: 08/16/24 12:50 Matrix: Water

Parameters	Results	Units	Report Limit	MDL	DF	Prepared	Analyzed	CAS No.	Qual
6010D ATL ICP	Analytical Method: EPA 6010D Preparation Method: EPA 3010A Pace Analytical Services - Peachtree Corners, GA								
Iron	**15.4**	mg/L	0.040	0.025	1	08/24/24 09:57	08/25/24 18:40	7439-89-6	
Manganese	**4.2**	mg/L	0.040	0.011	1	08/24/24 09:57	08/25/24 18:40	7439-96-5	
Potassium	**4.9**	mg/L	0.50	0.15	1	08/24/24 09:57	08/25/24 18:40	7440-09-7	
Sodium	**7.4**	mg/L	1.0	0.58	1	08/24/24 09:57	08/25/24 18:40	7440-23-5	
Calcium	**99.4**	mg/L	1.0	0.12	1	08/24/24 09:57	08/25/24 18:40	7440-70-2	
Magnesium	**13.8**	mg/L	0.050	0.012	1	08/24/24 09:57	08/25/24 18:40	7439-95-4	
6020 MET ICPMS	Analytical Method: EPA 6020B Preparation Method: EPA 3005A Pace Analytical Services - Peachtree Corners, GA								
Antimony	ND	mg/L	0.0030	0.00054	1	08/23/24 10:30	08/26/24 22:42	7440-36-0	
Arsenic	**0.29**	mg/L	0.0050	0.00084	1	08/23/24 10:30	08/26/24 22:42	7440-38-2	
Barium	**0.048**	mg/L	0.0050	0.00047	1	08/23/24 10:30	08/26/24 22:42	7440-39-3	
Beryllium	ND	mg/L	0.00050	0.000094	1	08/23/24 10:30	08/26/24 22:42	7440-41-7	
Boron	**0.63**	mg/L	0.040	0.012	1	08/23/24 10:30	08/26/24 22:42	7440-42-8	
Cadmium	ND	mg/L	0.00050	0.00010	1	08/23/24 10:30	08/26/24 22:42	7440-43-9	
Chromium	ND	mg/L	0.0050	0.0019	1	08/23/24 10:30	08/26/24 22:42	7440-47-3	
Cobalt	**0.082**	mg/L	0.0050	0.00032	1	08/23/24 10:30	08/26/24 22:42	7440-48-4	
Lead	ND	mg/L	0.0010	0.00016	1	08/23/24 10:30	08/26/24 22:42	7439-92-1	
Lithium	**0.024J**	mg/L	0.030	0.0016	1	08/23/24 10:30	08/26/24 22:42	7439-93-2	
Molybdenum	**0.011**	mg/L	0.010	0.00062	1	08/23/24 10:30	08/26/24 22:42	7439-98-7	
Selenium	ND	mg/L	0.0050	0.00096	1	08/23/24 10:30	08/26/24 22:42	7782-49-2	
Thallium	ND	mg/L	0.0010	0.00038	1	08/23/24 10:30	08/26/24 22:42	7440-28-0	
7470 Mercury	Analytical Method: EPA 7470A Preparation Method: EPA 7470A Pace Analytical Services - Peachtree Corners, GA								
Mercury	ND	mg/L	0.00020	0.00013	1	08/27/24 10:00	08/27/24 14:36	7439-97-6	
2540C Total Dissolved Solids	Analytical Method: SM 2540C-2015 Pace Analytical Services - Peachtree Corners, GA								
Total Dissolved Solids	**469**	mg/L	25.0	25.0	1		08/22/24 16:16		
2320B Alkalinity	Analytical Method: SM 2320B-2011 Pace Analytical Services - Asheville								
Alkalinity,Bicarbonate (CaCO3)	**101**	mg/L	5.0	5.0	1		08/21/24 19:41		
Alkalinity,Carbonate (CaCO3)	ND	mg/L	5.0	5.0	1		08/21/24 19:41		
Alkalinity, Total as CaCO3	**101**	mg/L	5.0	5.0	1		08/21/24 19:41		
4500S2D Sulfide Water	Analytical Method: SM 4500-S2D-2011 Pace Analytical Services - Asheville								
Sulfide	ND	mg/L	0.10	0.022	1		08/17/24 04:40	18496-25-8	
300.0 IC Anions 28 Days	Analytical Method: EPA 300.0 Rev 2.1 1993 Pace Analytical Services - Asheville								
Chloride	**16.7**	mg/L	1.0	0.60	1		08/17/24 19:39	16887-00-6	

REPORT OF LABORATORY ANALYSIS

This report shall not be reproduced, except in full,
without the written consent of Pace Analytical Services, LLC.

Pace Analytical Services, LLC
9800 Kincey Ave. Suite 100
Huntersville, NC 28078
(704)875-9092

ANALYTICAL RESULTS

Project: Hammond AP-1 (CA)-20240812
Pace Project No.: 92748254

Sample: HAM-AP1-FD-01 **Lab ID: 92748254007** Collected: 08/14/24 00:00 Received: 08/16/24 12:50 Matrix: Water

Parameters	Results	Units	Report Limit	MDL	DF	Prepared	Analyzed	CAS No.	Qual
300.0 IC Anions 28 Days	Analytical Method: EPA 300.0 Rev 2.1 1993 Pace Analytical Services - Asheville								
Fluoride	**0.14**	mg/L	0.10	0.050	1		08/17/24 19:39	16984-48-8	
Sulfate	**201**	mg/L	5.0	2.5	5		08/18/24 02:19	14808-79-8	

This report shall not be reproduced, except in full,
without the written consent of Pace Analytical Services, LLC.

Pace Analytical Services, LLC
9800 Kincey Ave. Suite 100
Huntersville, NC 28078
(704)875-9092

QUALITY CONTROL DATA

Project: Hammond AP-1 (CA)-20240812
Pace Project No.: 92748254

QC Batch: 877559
QC Batch Method: EPA 3010A
Analysis Method: EPA 6010D
Analysis Description: 6010D ATL
Laboratory: Pace Analytical Services - Peachtree Corners, GA
Associated Lab Samples: 92748254001

METHOD BLANK: 4520288 Matrix: Water
Associated Lab Samples: 92748254001

Parameter	Units	Blank Result	Reporting Limit	MDL	Analyzed	Qualifiers
Calcium	mg/L	ND	1.0	0.12	08/23/24 01:31	
Iron	mg/L	ND	0.040	0.025	08/23/24 01:31	
Magnesium	mg/L	ND	0.050	0.012	08/23/24 01:31	
Manganese	mg/L	ND	0.040	0.011	08/23/24 01:31	
Potassium	mg/L	ND	0.50	0.15	08/25/24 16:35	
Sodium	mg/L	ND	1.0	0.58	08/25/24 16:35	

LABORATORY CONTROL SAMPLE: 4520289

Parameter	Units	Spike Conc.	LCS Result	LCS % Rec	% Rec Limits	Qualifiers
Calcium	mg/L	1	1.2	116	80-120	
Iron	mg/L	1	1.1	115	80-120	
Magnesium	mg/L	1	1.2	118	80-120	
Manganese	mg/L	1	1.1	112	80-120	
Potassium	mg/L	1	1.1	111	80-120	
Sodium	mg/L	1	1.1	113	80-120	

MATRIX SPIKE & MATRIX SPIKE DUPLICATE: 4520290 4520291

Parameter	Units	92746783026 Result	MS Spike Conc.	MSD Spike Conc.	MS Result	MSD Result	MS % Rec	MSD % Rec	% Rec Limits	RPD	Max RPD	Qual
Calcium	mg/L	9.2	1	1	10.3	10.4	103	119	75-125	1	20	
Iron	mg/L	0.45	1	1	1.1	1.1	68	68	75-125	0	20	M1
Magnesium	mg/L	4.8	1	1	6.0	6.2	116	131	75-125	3	20	M1
Manganese	mg/L	0.016J	1	1	1.1	1.2	106	114	75-125	7	20	
Potassium	mg/L	0.67	1	1	1.8	1.8	111	111	75-125	0	20	
Sodium	mg/L	3.3	1	1	4.5	4.6	118	126	75-125	2	20	M1

Results presented on this page are in the units indicated by the "Units" column except where an alternate unit is presented to the right of the result.

This report shall not be reproduced, except in full,
without the written consent of Pace Analytical Services, LLC.

Pace Analytical Services, LLC
9800 Kincey Ave. Suite 100
Huntersville, NC 28078
(704)875-9092

QUALITY CONTROL DATA

Project: Hammond AP-1 (CA)-20240812
Pace Project No.: 92748254

QC Batch: 878059
QC Batch Method: EPA 3010A
Analysis Method: EPA 6010D
Analysis Description: 6010D ATL
Laboratory: Pace Analytical Services - Peachtree Corners, GA
Associated Lab Samples: 92748254002, 92748254003, 92748254004, 92748254005, 92748254006, 92748254007

METHOD BLANK: 4522961
Matrix: Water
Associated Lab Samples: 92748254002, 92748254003, 92748254004, 92748254005, 92748254006, 92748254007

Parameter	Units	Blank Result	Reporting Limit	MDL	Analyzed	Qualifiers
Calcium	mg/L	ND	1.0	0.12	08/25/24 18:09	
Iron	mg/L	ND	0.040	0.025	08/25/24 18:09	
Magnesium	mg/L	ND	0.050	0.012	08/25/24 18:09	
Manganese	mg/L	ND	0.040	0.011	08/25/24 18:09	
Potassium	mg/L	ND	0.50	0.15	08/25/24 18:09	
Sodium	mg/L	ND	1.0	0.58	08/25/24 18:09	

LABORATORY CONTROL SAMPLE: 4522962

Parameter	Units	Spike Conc.	LCS Result	LCS % Rec	% Rec Limits	Qualifiers
Calcium	mg/L	1	1.1	108	80-120	
Iron	mg/L	1	1.1	107	80-120	
Magnesium	mg/L	1	1.1	107	80-120	
Manganese	mg/L	1	1.0	102	80-120	
Potassium	mg/L	1	0.96	96	80-120	
Sodium	mg/L	1	1.1	112	80-120	

MATRIX SPIKE & MATRIX SPIKE DUPLICATE: 4522980 4522981

Parameter	Units	92748919006 Result	MS Spike Conc.	MSD Spike Conc.	MS Result	MSD Result	MS % Rec	MSD % Rec	% Rec Limits	RPD	Max RPD	Qual
Calcium	mg/L	ND	1	1	1.6	1.6	107	103	75-125	3	20	
Iron	mg/L	221 ug/L	1	1	1.3	1.3	109	106	75-125	3	20	
Magnesium	mg/L	412 ug/L	1	1	1.5	1.5	107	105	75-125	2	20	
Manganese	mg/L	ND	1	1	1.0	1.0	103	100	75-125	3	20	
Potassium	mg/L	1590 ug/L	1	1	2.6	2.6	104	100	75-125	2	20	
Sodium	mg/L	6150 ug/L	1	1	7.4	7.3	128	117	75-125	2	20	M1

Results presented on this page are in the units indicated by the "Units" column except where an alternate unit is presented to the right of the result.

This report shall not be reproduced, except in full,
without the written consent of Pace Analytical Services, LLC.

Pace Analytical Services, LLC
9800 Kincey Ave. Suite 100
Huntersville, NC 28078
(704)875-9092

QUALITY CONTROL DATA

Project: Hammond AP-1 (CA)-20240812
Pace Project No.: 92748254

QC Batch: 877798
QC Batch Method: EPA 3005A
Analysis Method: EPA 6020B
Analysis Description: 6020 MET
Laboratory: Pace Analytical Services - Peachtree Corners, GA
Associated Lab Samples: 92748254001, 92748254002, 92748254003, 92748254004, 92748254007

METHOD BLANK: 4521510
Matrix: Water
Associated Lab Samples: 92748254001, 92748254002, 92748254003, 92748254004, 92748254007

Parameter	Units	Blank Result	Reporting Limit	MDL	Analyzed	Qualifiers
Antimony	mg/L	ND	0.0030	0.00054	08/26/24 20:58	
Arsenic	mg/L	ND	0.0050	0.00084	08/26/24 20:58	
Barium	mg/L	ND	0.0050	0.00047	08/26/24 20:58	
Beryllium	mg/L	ND	0.00050	0.000094	08/26/24 20:58	
Boron	mg/L	ND	0.040	0.012	08/26/24 20:58	
Cadmium	mg/L	ND	0.00050	0.00010	08/26/24 20:58	
Chromium	mg/L	ND	0.0050	0.0019	08/26/24 20:58	
Cobalt	mg/L	ND	0.0050	0.00032	08/26/24 20:58	
Lead	mg/L	ND	0.0010	0.00016	08/26/24 20:58	
Lithium	mg/L	ND	0.030	0.0016	08/26/24 20:58	
Molybdenum	mg/L	ND	0.010	0.00062	08/26/24 20:58	
Selenium	mg/L	ND	0.0050	0.00096	08/26/24 20:58	
Thallium	mg/L	ND	0.0010	0.00038	08/26/24 20:58	

LABORATORY CONTROL SAMPLE: 4521511

Parameter	Units	Spike Conc.	LCS Result	LCS % Rec	% Rec Limits	Qualifiers
Antimony	mg/L	0.1	0.10	102	80-120	
Arsenic	mg/L	0.1	0.098	98	80-120	
Barium	mg/L	0.1	0.096	96	80-120	
Beryllium	mg/L	0.1	0.10	102	80-120	
Boron	mg/L	1	1.0	102	80-120	
Cadmium	mg/L	0.1	0.097	97	80-120	
Chromium	mg/L	0.1	0.098	98	80-120	
Cobalt	mg/L	0.1	0.097	97	80-120	
Lead	mg/L	0.1	0.10	100	80-120	
Lithium	mg/L	0.1	0.11	105	80-120	
Molybdenum	mg/L	0.1	0.10	101	80-120	
Selenium	mg/L	0.1	0.098	98	80-120	
Thallium	mg/L	0.1	0.096	96	80-120	

MATRIX SPIKE & MATRIX SPIKE DUPLICATE: 4521512 4521513

Parameter	Units	92748119003 Result	MS Spike Conc.	MSD Spike Conc.	MS Result	MSD Result	MS % Rec	MSD % Rec	% Rec Limits	RPD	Max RPD	Qual
Antimony	mg/L	ND	0.1	0.1	0.097	0.098	97	98	75-125	1	20	
Arsenic	mg/L	0.0013J	0.1	0.1	0.099	0.099	97	98	75-125	1	20	

Results presented on this page are in the units indicated by the "Units" column except where an alternate unit is presented to the right of the result.

REPORT OF LABORATORY ANALYSIS

This report shall not be reproduced, except in full,
without the written consent of Pace Analytical Services, LLC.

Pace Analytical Services, LLC
9800 Kincey Ave. Suite 100
Huntersville, NC 28078
(704)875-9092

QUALITY CONTROL DATA

Project: Hammond AP-1 (CA)-20240812
Pace Project No.: 92748254

MATRIX SPIKE & MATRIX SPIKE DUPLICATE: 4521512 4521513

Parameter	Units	92748119003 Result	MS Spike Conc.	MSD Spike Conc.	MS Result	MSD Result	MS % Rec	MSD % Rec	% Rec Limits	RPD	Max RPD	Qual
Barium	mg/L	0.041	0.1	0.1	0.13	0.13	93	93	75-125	0	20	
Beryllium	mg/L	ND	0.1	0.1	0.10	0.10	100	100	75-125	0	20	
Boron	mg/L	0.35	1	1	1.3	1.3	99	97	75-125	1	20	
Cadmium	mg/L	ND	0.1	0.1	0.094	0.095	94	95	75-125	2	20	
Chromium	mg/L	ND	0.1	0.1	0.098	0.098	97	98	75-125	0	20	
Cobalt	mg/L	ND	0.1	0.1	0.093	0.095	93	95	75-125	2	20	
Lead	mg/L	ND	0.1	0.1	0.094	0.096	94	96	75-125	2	20	
Lithium	mg/L	ND	0.1	0.1	0.10	0.10	103	104	75-125	2	20	
Molybdenum	mg/L	ND	0.1	0.1	0.098	0.098	98	98	75-125	0	20	
Selenium	mg/L	ND	0.1	0.1	0.096	0.097	95	96	75-125	1	20	
Thallium	mg/L	ND	0.1	0.1	0.092	0.093	91	93	75-125	2	20	

Results presented on this page are in the units indicated by the "Units" column except where an alternate unit is presented to the right of the result.

This report shall not be reproduced, except in full,
without the written consent of Pace Analytical Services, LLC.

Pace Analytical Services, LLC
9800 Kincey Ave. Suite 100
Huntersville, NC 28078
(704)875-9092

QUALITY CONTROL DATA

Project: Hammond AP-1 (CA)-20240812
Pace Project No.: 92748254

QC Batch: 878757
QC Batch Method: EPA 3005A
Analysis Method: EPA 6020B
Analysis Description: 6020 MET
Laboratory: Pace Analytical Services - Peachtree Corners, GA
Associated Lab Samples: 92748254005, 92748254006

METHOD BLANK: 4526083 Matrix: Water
Associated Lab Samples: 92748254005, 92748254006

Parameter	Units	Blank Result	Reporting Limit	MDL	Analyzed	Qualifiers
Antimony	mg/L	ND	0.0030	0.00054	08/28/24 16:12	
Arsenic	mg/L	ND	0.0050	0.00084	08/28/24 16:12	
Barium	mg/L	ND	0.0050	0.00047	08/28/24 16:12	
Beryllium	mg/L	ND	0.00050	0.000094	08/28/24 16:12	
Boron	mg/L	ND	0.040	0.012	08/28/24 16:12	
Cadmium	mg/L	ND	0.00050	0.00010	08/28/24 16:12	
Chromium	mg/L	ND	0.0050	0.0019	08/28/24 16:12	
Cobalt	mg/L	ND	0.0050	0.00032	08/28/24 16:12	
Lead	mg/L	ND	0.0010	0.00016	08/28/24 16:12	
Lithium	mg/L	ND	0.030	0.0016	08/28/24 16:12	
Molybdenum	mg/L	ND	0.010	0.00062	08/28/24 16:12	
Selenium	mg/L	ND	0.0050	0.00096	08/28/24 16:12	
Thallium	mg/L	ND	0.0010	0.00038	08/28/24 16:12	

LABORATORY CONTROL SAMPLE: 4526084

Parameter	Units	Spike Conc.	LCS Result	LCS % Rec	% Rec Limits	Qualifiers
Antimony	mg/L	0.1	0.11	106	80-120	
Arsenic	mg/L	0.1	0.099	99	80-120	
Barium	mg/L	0.1	0.11	107	80-120	
Beryllium	mg/L	0.1	0.10	101	80-120	
Boron	mg/L	1	1.1	111	80-120	
Cadmium	mg/L	0.1	0.10	102	80-120	
Chromium	mg/L	0.1	0.10	102	80-120	
Cobalt	mg/L	0.1	0.098	98	80-120	
Lead	mg/L	0.1	0.10	103	80-120	
Lithium	mg/L	0.1	0.11	107	80-120	
Molybdenum	mg/L	0.1	0.11	110	80-120	
Selenium	mg/L	0.1	0.10	102	80-120	
Thallium	mg/L	0.1	0.099	99	80-120	

MATRIX SPIKE & MATRIX SPIKE DUPLICATE: 4526085 4526086

Parameter	Units	92749319036 Result	MS Spike Conc.	MSD Spike Conc.	MS Result	MSD Result	MS % Rec	MSD % Rec	% Rec Limits	RPD	Max RPD	Qual
Antimony	mg/L	ND	0.1	0.1	0.11	0.10	109	104	75-125	4	20	
Arsenic	mg/L	ND	0.1	0.1	0.10	0.10	101	101	75-125	0	20	

Results presented on this page are in the units indicated by the "Units" column except where an alternate unit is presented to the right of the result.

REPORT OF LABORATORY ANALYSIS

This report shall not be reproduced, except in full,
without the written consent of Pace Analytical Services, LLC.

Pace Analytical Services, LLC
9800 Kincey Ave. Suite 100
Huntersville, NC 28078
(704)875-9092

QUALITY CONTROL DATA

Project: Hammond AP-1 (CA)-20240812
Pace Project No.: 92748254

MATRIX SPIKE & MATRIX SPIKE DUPLICATE: 4526085 4526086

Parameter	Units	92749319036 Result	MS Spike Conc.	MSD Spike Conc.	MS Result	MSD Result	MS % Rec	MSD % Rec	% Rec Limits	RPD	Max RPD	Qual
Barium	mg/L	25.1 ug/L	0.1	0.1	0.14	0.13	110	108	75-125	2	20	
Beryllium	mg/L	ND	0.1	0.1	0.11	0.099	105	99	75-125	6	20	
Boron	mg/L	ND	1	1	1.1	1.1	105	105	75-125	0	20	
Cadmium	mg/L	ND	0.1	0.1	0.10	0.10	104	100	75-125	5	20	
Chromium	mg/L	ND	0.1	0.1	0.10	0.10	101	102	75-125	1	20	
Cobalt	mg/L	ND	0.1	0.1	0.10	0.10	100	101	75-125	1	20	
Lead	mg/L	ND	0.1	0.1	0.10	0.10	100	100	75-125	1	20	
Lithium	mg/L	ND	0.1	0.1	0.10	0.10	104	100	75-125	4	20	
Molybdenum	mg/L	ND	0.1	0.1	0.11	0.11	109	107	75-125	3	20	
Selenium	mg/L	ND	0.1	0.1	0.10	0.099	103	98	75-125	5	20	
Thallium	mg/L	ND	0.1	0.1	0.095	0.096	95	96	75-125	1	20	

Results presented on this page are in the units indicated by the "Units" column except where an alternate unit is presented to the right of the result.

This report shall not be reproduced, except in full,
without the written consent of Pace Analytical Services, LLC.

Pace Analytical Services, LLC
9800 Kincey Ave. Suite 100
Huntersville, NC 28078
(704)875-9092

QUALITY CONTROL DATA

Project: Hammond AP-1 (CA)-20240812
Pace Project No.: 92748254

QC Batch: 878334
QC Batch Method: EPA 7470A
Analysis Method: EPA 7470A
Analysis Description: 7470 Mercury
Laboratory: Pace Analytical Services - Peachtree Corners, GA
Associated Lab Samples: 92748254001, 92748254002, 92748254003, 92748254004, 92748254005, 92748254006, 92748254007

METHOD BLANK: 4524107
Matrix: Water
Associated Lab Samples: 92748254001, 92748254002, 92748254003, 92748254004, 92748254005, 92748254006, 92748254007

Parameter	Units	Blank Result	Reporting Limit	MDL	Analyzed	Qualifiers
Mercury	mg/L	ND	0.00020	0.00013	08/27/24 13:22	

LABORATORY CONTROL SAMPLE: 4524108

Parameter	Units	Spike Conc.	LCS Result	LCS % Rec	% Rec Limits	Qualifiers
Mercury	mg/L	0.0025	0.0027	109	80-120	

MATRIX SPIKE & MATRIX SPIKE DUPLICATE: 4524109 4524110

Parameter	Units	92748048013 Result	MS Spike Conc.	MSD Spike Conc.	MS Result	MSD Result	MS % Rec	MSD % Rec	% Rec Limits	RPD	Max RPD	Qual
Mercury	mg/L	ND	0.0025	0.0025	0.0024	0.0023	93	91	75-125	2	20	

Results presented on this page are in the units indicated by the "Units" column except where an alternate unit is presented to the right of the result.

This report shall not be reproduced, except in full,
without the written consent of Pace Analytical Services, LLC.

Pace Analytical Services, LLC
9800 Kincey Ave. Suite 100
Huntersville, NC 28078
(704)875-9092

QUALITY CONTROL DATA

Project: Hammond AP-1 (CA)-20240812
Pace Project No.: 92748254

QC Batch: 877174
QC Batch Method: SM 2540C-2015
Analysis Method: SM 2540C-2015
Analysis Description: 2540C Total Dissolved Solids
Laboratory: Pace Analytical Services - Peachtree Corners, GA
Associated Lab Samples: 92748254001, 92748254002, 92748254003, 92748254004

METHOD BLANK: 4518022 Matrix: Water
Associated Lab Samples: 92748254001, 92748254002, 92748254003, 92748254004

Parameter	Units	Blank Result	Reporting Limit	MDL	Analyzed	Qualifiers
Total Dissolved Solids	mg/L	ND	25.0	25.0	08/21/24 16:23	

LABORATORY CONTROL SAMPLE: 4518023

Parameter	Units	Spike Conc.	LCS Result	LCS % Rec	% Rec Limits	Qualifiers
Total Dissolved Solids	mg/L	400	392	98	80-120	

SAMPLE DUPLICATE: 4518024

Parameter	Units	92748019001 Result	Dup Result	RPD	Max RPD	Qualifiers
Total Dissolved Solids	mg/L	373	350	6	10	

SAMPLE DUPLICATE: 4518025

Parameter	Units	92748119002 Result	Dup Result	RPD	Max RPD	Qualifiers
Total Dissolved Solids	mg/L	245	255	4	10	

Results presented on this page are in the units indicated by the "Units" column except where an alternate unit is presented to the right of the result.

This report shall not be reproduced, except in full,
without the written consent of Pace Analytical Services, LLC.

Pace Analytical Services, LLC
9800 Kincey Ave. Suite 100
Huntersville, NC 28078
(704)875-9092

QUALITY CONTROL DATA

Project: Hammond AP-1 (CA)-20240812
Pace Project No.: 92748254

QC Batch: 877482
QC Batch Method: SM 2540C-2015
Analysis Method: SM 2540C-2015
Analysis Description: 2540C Total Dissolved Solids
Laboratory: Pace Analytical Services - Peachtree Corners, GA
Associated Lab Samples: 92748254005, 92748254006, 92748254007

METHOD BLANK: 4519828 Matrix: Water
Associated Lab Samples: 92748254005, 92748254006, 92748254007

Parameter	Units	Blank Result	Reporting Limit	MDL	Analyzed	Qualifiers
Total Dissolved Solids	mg/L	ND	25.0	25.0	08/22/24 16:13	

LABORATORY CONTROL SAMPLE: 4519829

Parameter	Units	Spike Conc.	LCS Result	LCS % Rec	% Rec Limits	Qualifiers
Total Dissolved Solids	mg/L	400	343	86	80-120	

SAMPLE DUPLICATE: 4519830

Parameter	Units	92748251006 Result	Dup Result	RPD	Max RPD	Qualifiers
Total Dissolved Solids	mg/L	1290	1270	1	10	

SAMPLE DUPLICATE: 4519831

Parameter	Units	92748515001 Result	Dup Result	RPD	Max RPD	Qualifiers
Total Dissolved Solids	mg/L	160	176	10	10	

Results presented on this page are in the units indicated by the "Units" column except where an alternate unit is presented to the right of the result.

This report shall not be reproduced, except in full,
without the written consent of Pace Analytical Services, LLC.

Pace Analytical Services, LLC
9800 Kincey Ave. Suite 100
Huntersville, NC 28078
(704)875-9092

QUALITY CONTROL DATA

Project: Hammond AP-1 (CA)-20240812
Pace Project No.: 92748254

QC Batch: 876583
QC Batch Method: SM 2320B-2011
Analysis Method: SM 2320B-2011
Analysis Description: 2320B Alkalinity
Laboratory: Pace Analytical Services - Asheville
Associated Lab Samples: 92748254001, 92748254002, 92748254003, 92748254004

METHOD BLANK: 4515214 Matrix: Water
Associated Lab Samples: 92748254001, 92748254002, 92748254003, 92748254004

Parameter	Units	Blank Result	Reporting Limit	MDL	Analyzed	Qualifiers
Alkalinity, Total as CaCO3	mg/L	ND	5.0	5.0	08/19/24 12:19	
Alkalinity,Bicarbonate (CaCO3)	mg/L	ND	5.0	5.0	08/19/24 12:19	
Alkalinity,Carbonate (CaCO3)	mg/L	ND	5.0	5.0	08/19/24 12:19	

LABORATORY CONTROL SAMPLE: 4515215

Parameter	Units	Spike Conc.	LCS Result	LCS % Rec	% Rec Limits	Qualifiers
Alkalinity, Total as CaCO3	mg/L	50	52.1	104	80-120	

LABORATORY CONTROL SAMPLE: 4515216

Parameter	Units	Spike Conc.	LCS Result	LCS % Rec	% Rec Limits	Qualifiers
Alkalinity, Total as CaCO3	mg/L	50	53.1	106	80-120	

MATRIX SPIKE & MATRIX SPIKE DUPLICATE: 4515217 4515218

Parameter	Units	92748115002 Result	MS Spike Conc.	MSD Spike Conc.	MS Result	MSD Result	MS % Rec	MSD % Rec	% Rec Limits	RPD	Max RPD	Qual
Alkalinity, Total as CaCO3	mg/L	25.9	50	50	75.6	75.2	99	99	80-120	0	25	

MATRIX SPIKE & MATRIX SPIKE DUPLICATE: 4515219 4515220

Parameter	Units	92748115004 Result	MS Spike Conc.	MSD Spike Conc.	MS Result	MSD Result	MS % Rec	MSD % Rec	% Rec Limits	RPD	Max RPD	Qual
Alkalinity, Total as CaCO3	mg/L	25.4	50	50	71.8	79.2	93	108	80-120	10	25	

Results presented on this page are in the units indicated by the "Units" column except where an alternate unit is presented to the right of the result.

This report shall not be reproduced, except in full,
without the written consent of Pace Analytical Services, LLC.

Pace Analytical Services, LLC
9800 Kincey Ave. Suite 100
Huntersville, NC 28078
(704)875-9092

QUALITY CONTROL DATA

Project: Hammond AP-1 (CA)-20240812
Pace Project No.: 92748254

QC Batch: 877163
QC Batch Method: SM 2320B-2011
Analysis Method: SM 2320B-2011
Analysis Description: 2320B Alkalinity
Laboratory: Pace Analytical Services - Asheville
Associated Lab Samples: 92748254005, 92748254006, 92748254007

METHOD BLANK: 4517979 Matrix: Water
Associated Lab Samples: 92748254005, 92748254006, 92748254007

Parameter	Units	Blank Result	Reporting Limit	MDL	Analyzed	Qualifiers
Alkalinity, Total as CaCO3	mg/L	ND	5.0	5.0	08/21/24 17:18	
Alkalinity,Bicarbonate (CaCO3)	mg/L	ND	5.0	5.0	08/21/24 17:18	
Alkalinity,Carbonate (CaCO3)	mg/L	ND	5.0	5.0	08/21/24 17:18	

LABORATORY CONTROL SAMPLE: 4517980

Parameter	Units	Spike Conc.	LCS Result	LCS % Rec	% Rec Limits	Qualifiers
Alkalinity, Total as CaCO3	mg/L	50	51.6	103	80-120	

LABORATORY CONTROL SAMPLE: 4517981

Parameter	Units	Spike Conc.	LCS Result	LCS % Rec	% Rec Limits	Qualifiers
Alkalinity, Total as CaCO3	mg/L	50	52.6	105	80-120	

MATRIX SPIKE & MATRIX SPIKE DUPLICATE: 4517982 4517983

Parameter	Units	92748629001 Result	MS Spike Conc.	MSD Spike Conc.	MS Result	MSD Result	MS % Rec	MSD % Rec	% Rec Limits	RPD	Max RPD	Qual
Alkalinity, Total as CaCO3	mg/L	ND	50	50	ND	ND	7	9	80-120		25	M1

MATRIX SPIKE & MATRIX SPIKE DUPLICATE: 4517984 4517985

Parameter	Units	92748455001 Result	MS Spike Conc.	MSD Spike Conc.	MS Result	MSD Result	MS % Rec	MSD % Rec	% Rec Limits	RPD	Max RPD	Qual
Alkalinity, Total as CaCO3	mg/L	22.5	50	50	71.9	71.9	99	99	80-120	0	25	

Results presented on this page are in the units indicated by the "Units" column except where an alternate unit is presented to the right of the result.

REPORT OF LABORATORY ANALYSIS

This report shall not be reproduced, except in full,
without the written consent of Pace Analytical Services, LLC.

Pace Analytical Services, LLC
9800 Kincey Ave. Suite 100
Huntersville, NC 28078
(704)875-9092

QUALITY CONTROL DATA

Project: Hammond AP-1 (CA)-20240812
Pace Project No.: 92748254

QC Batch: 876390
QC Batch Method: SM 4500-S2D-2011
Analysis Method: SM 4500-S2D-2011
Analysis Description: 4500S2D Sulfide Water
Laboratory: Pace Analytical Services - Asheville
Associated Lab Samples: 92748254001, 92748254002, 92748254003, 92748254004, 92748254005, 92748254006, 92748254007

METHOD BLANK: 4514671
Matrix: Water
Associated Lab Samples: 92748254001, 92748254002, 92748254003, 92748254004, 92748254005, 92748254006, 92748254007

Parameter	Units	Blank Result	Reporting Limit	MDL	Analyzed	Qualifiers
Sulfide	mg/L	ND	0.10	0.022	08/17/24 04:24	

LABORATORY CONTROL SAMPLE: 4514672

Parameter	Units	Spike Conc.	LCS Result	LCS % Rec	% Rec Limits	Qualifiers
Sulfide	mg/L	0.5	0.51	102	80-120	

MATRIX SPIKE & MATRIX SPIKE DUPLICATE: 4514673 4514674

Parameter	Units	92748254001 Result	MS Spike Conc.	MSD Spike Conc.	MS Result	MSD Result	MS % Rec	MSD % Rec	% Rec Limits	RPD	Max RPD	Qual
Sulfide	mg/L	ND	0.5	0.5	0.49	0.50	98	100	80-120	3	10	

MATRIX SPIKE & MATRIX SPIKE DUPLICATE: 4514675 4514676

Parameter	Units	92748251006 Result	MS Spike Conc.	MSD Spike Conc.	MS Result	MSD Result	MS % Rec	MSD % Rec	% Rec Limits	RPD	Max RPD	Qual
Sulfide	mg/L	ND	0.5	0.5	0.48	0.51	95	102	80-120	6	10	

Results presented on this page are in the units indicated by the "Units" column except where an alternate unit is presented to the right of the result.

This report shall not be reproduced, except in full,
without the written consent of Pace Analytical Services, LLC.

Pace Analytical Services, LLC
9800 Kincey Ave. Suite 100
Huntersville, NC 28078
(704)875-9092

QUALITY CONTROL DATA

Project: Hammond AP-1 (CA)-20240812
Pace Project No.: 92748254

QC Batch: 876425
QC Batch Method: EPA 300.0 Rev 2.1 1993
Analysis Method: EPA 300.0 Rev 2.1 1993
Analysis Description: 300.0 IC Anions
Laboratory: Pace Analytical Services - Asheville
Associated Lab Samples: 92748254001, 92748254002, 92748254003, 92748254004, 92748254005, 92748254006, 92748254007

METHOD BLANK: 4514777 Matrix: Water
Associated Lab Samples: 92748254001, 92748254002, 92748254003, 92748254004, 92748254005, 92748254006, 92748254007

Parameter	Units	Blank Result	Reporting Limit	MDL	Analyzed	Qualifiers
Chloride	mg/L	ND	1.0	0.60	08/17/24 12:54	
Fluoride	mg/L	ND	0.10	0.050	08/17/24 12:54	
Sulfate	mg/L	ND	1.0	0.50	08/17/24 12:54	

LABORATORY CONTROL SAMPLE: 4514778

Parameter	Units	Spike Conc.	LCS Result	LCS % Rec	% Rec Limits	Qualifiers
Chloride	mg/L	50	50.2	100	90-110	
Fluoride	mg/L	2.5	2.5	101	90-110	
Sulfate	mg/L	50	50.2	100	90-110	

MATRIX SPIKE & MATRIX SPIKE DUPLICATE: 4514779 4514780

Parameter	Units	92746783031 Result	MS Spike Conc.	MSD Spike Conc.	MS Result	MSD Result	MS % Rec	MSD % Rec	% Rec Limits	RPD	Max RPD	Qual
Chloride	mg/L	3.6	50	50	51.8	57.7	96	108	90-110	11	10	R1
Fluoride	mg/L	ND	2.5	2.5	2.3	2.6	93	105	90-110	13	10	R1
Sulfate	mg/L	7.5	50	50	55.7	61.7	96	109	90-110	10	10	

MATRIX SPIKE & MATRIX SPIKE DUPLICATE: 4514781 4514782

Parameter	Units	92748251008 Result	MS Spike Conc.	MSD Spike Conc.	MS Result	MSD Result	MS % Rec	MSD % Rec	% Rec Limits	RPD	Max RPD	Qual
Chloride	mg/L	ND	50	50	49.4	51.7	99	103	90-110	5	10	
Fluoride	mg/L	ND	2.5	2.5	2.5	2.6	100	103	90-110	2	10	
Sulfate	mg/L	ND	50	50	49.3	51.5	99	103	90-110	4	10	

Results presented on this page are in the units indicated by the "Units" column except where an alternate unit is presented to the right of the result.

This report shall not be reproduced, except in full,
without the written consent of Pace Analytical Services, LLC.

Pace Analytical Services, LLC
9800 Kincey Ave. Suite 100
Huntersville, NC 28078
(704)875-9092

QUALIFIERS

Project: Hammond AP-1 (CA)-20240812
Pace Project No.: 92748254

DEFINITIONS

DF - Dilution Factor, if reported, represents the factor applied to the reported data due to dilution of the sample aliquot.

ND - Not Detected at or above adjusted reporting limit.

TNTC - Too Numerous To Count

J - Estimated concentration above the adjusted method detection limit and below the adjusted reporting limit.

MDL - Adjusted Method Detection Limit.

PQL - Practical Quantitation Limit.

RL - Reporting Limit - The lowest concentration value that meets project requirements for quantitative data with known precision and bias for a specific analyte in a specific matrix.

S - Surrogate

1,2-Diphenylhydrazine decomposes to and cannot be separated from Azobenzene using Method 8270. The result for each analyte is a combined concentration.

Consistent with EPA guidelines, unrounded data are displayed and have been used to calculate % recovery and RPD values.

LCS(D) - Laboratory Control Sample (Duplicate)

MS(D) - Matrix Spike (Duplicate)

DUP - Sample Duplicate

RPD - Relative Percent Difference

NC - Not Calculable.

SG - Silica Gel - Clean-Up

U - Indicates the compound was analyzed for, but not detected.

Acid preservation may not be appropriate for 2 Chloroethylvinyl ether.

A separate vial preserved to a pH of 4-5 is recommended in SW846 Chapter 4 for the analysis of Acrolein and Acrylonitrile by EPA Method 8260.

N-Nitrosodiphenylamine decomposes and cannot be separated from Diphenylamine using Method 8270. The result reported for each analyte is a combined concentration.

Reported results are not rounded until the final step prior to reporting. Therefore, calculated parameters that are typically reported as "Total" may vary slightly from the sum of the reported component parameters.

Pace Analytical is TNI accredited. Contact your Pace PM for the current list of accredited analytes.

TNI - The NELAC Institute.

ANALYTE QUALIFIERS

M1	Matrix spike recovery exceeded QC limits. Batch accepted based on laboratory control sample (LCS) recovery.
R1	RPD value was outside control limits.

This report shall not be reproduced, except in full,
without the written consent of Pace Analytical Services, LLC.

Pace Analytical Services, LLC
9800 Kincey Ave. Suite 100
Huntersville, NC 28078
(704)875-9092

QUALITY CONTROL DATA CROSS REFERENCE TABLE

Project: Hammond AP-1 (CA)-20240812
Pace Project No.: 92748254

Lab ID	Sample ID	QC Batch Method	QC Batch	Analytical Method	Analytical Batch
92748254001	**HAM-PT-07**	EPA 3010A	877559	EPA 6010D	877624
92748254002	**HAM-PT-08**	EPA 3010A	878059	EPA 6010D	878092
92748254003	**HAM-PT-13**	EPA 3010A	878059	EPA 6010D	878092
92748254004	**HAM-PT-15**	EPA 3010A	878059	EPA 6010D	878092
92748254005	**HAM-AP1-FB-01**	EPA 3010A	878059	EPA 6010D	878092
92748254006	**HAM-AP1-EB-01**	EPA 3010A	878059	EPA 6010D	878092
92748254007	**HAM-AP1-FD-01**	EPA 3010A	878059	EPA 6010D	878092
92748254001	**HAM-PT-07**	EPA 3005A	877798	EPA 6020B	877921
92748254002	**HAM-PT-08**	EPA 3005A	877798	EPA 6020B	877921
92748254003	**HAM-PT-13**	EPA 3005A	877798	EPA 6020B	877921
92748254004	**HAM-PT-15**	EPA 3005A	877798	EPA 6020B	877921
92748254005	**HAM-AP1-FB-01**	EPA 3005A	878757	EPA 6020B	878909
92748254006	**HAM-AP1-EB-01**	EPA 3005A	878757	EPA 6020B	878909
92748254007	**HAM-AP1-FD-01**	EPA 3005A	877798	EPA 6020B	877921
92748254001	**HAM-PT-07**	EPA 7470A	878334	EPA 7470A	878506
92748254002	**HAM-PT-08**	EPA 7470A	878334	EPA 7470A	878506
92748254003	**HAM-PT-13**	EPA 7470A	878334	EPA 7470A	878506
92748254004	**HAM-PT-15**	EPA 7470A	878334	EPA 7470A	878506
92748254005	**HAM-AP1-FB-01**	EPA 7470A	878334	EPA 7470A	878506
92748254006	**HAM-AP1-EB-01**	EPA 7470A	878334	EPA 7470A	878506
92748254007	**HAM-AP1-FD-01**	EPA 7470A	878334	EPA 7470A	878506
92748254001	**HAM-PT-07**	SM 2540C-2015	877174		
92748254002	**HAM-PT-08**	SM 2540C-2015	877174		
92748254003	**HAM-PT-13**	SM 2540C-2015	877174		
92748254004	**HAM-PT-15**	SM 2540C-2015	877174		
92748254005	**HAM-AP1-FB-01**	SM 2540C-2015	877482		
92748254006	**HAM-AP1-EB-01**	SM 2540C-2015	877482		
92748254007	**HAM-AP1-FD-01**	SM 2540C-2015	877482		
92748254001	**HAM-PT-07**	SM 2320B-2011	876583		
92748254002	**HAM-PT-08**	SM 2320B-2011	876583		
92748254003	**HAM-PT-13**	SM 2320B-2011	876583		
92748254004	**HAM-PT-15**	SM 2320B-2011	876583		
92748254005	**HAM-AP1-FB-01**	SM 2320B-2011	877163		
92748254006	**HAM-AP1-EB-01**	SM 2320B-2011	877163		
92748254007	**HAM-AP1-FD-01**	SM 2320B-2011	877163		
92748254001	**HAM-PT-07**	SM 4500-S2D-2011	876390		
92748254002	**HAM-PT-08**	SM 4500-S2D-2011	876390		
92748254003	**HAM-PT-13**	SM 4500-S2D-2011	876390		
92748254004	**HAM-PT-15**	SM 4500-S2D-2011	876390		
92748254005	**HAM-AP1-FB-01**	SM 4500-S2D-2011	876390		
92748254006	**HAM-AP1-EB-01**	SM 4500-S2D-2011	876390		
92748254007	**HAM-AP1-FD-01**	SM 4500-S2D-2011	876390		
92748254001	**HAM-PT-07**	EPA 300.0 Rev 2.1 1993	876425		

This report shall not be reproduced, except in full,
without the written consent of Pace Analytical Services, LLC.

Pace Analytical Services, LLC
9800 Kincey Ave. Suite 100
Huntersville, NC 28078
(704)875-9092

QUALITY CONTROL DATA CROSS REFERENCE TABLE

Project: Hammond AP-1 (CA)-20240812
Pace Project No.: 92748254

Lab ID	Sample ID	QC Batch Method	QC Batch	Analytical Method	Analytical Batch
92748254002	**HAM-PT-08**	EPA 300.0 Rev 2.1 1993	876425		
92748254003	**HAM-PT-13**	EPA 300.0 Rev 2.1 1993	876425		
92748254004	**HAM-PT-15**	EPA 300.0 Rev 2.1 1993	876425		
92748254005	**HAM-AP1-FB-01**	EPA 300.0 Rev 2.1 1993	876425		
92748254006	**HAM-AP1-EB-01**	EPA 300.0 Rev 2.1 1993	876425		
92748254007	**HAM-AP1-FD-01**	EPA 300.0 Rev 2.1 1993	876425		

This report shall not be reproduced, except in full,
without the written consent of Pace Analytical Services, LLC.

Pace

Effective Date: 05/24/2024

Laboratory receiving samples:
Asheville ☐ Eden ☐ Greenwood ☐ Huntersville ☐ Raleigh ☐ Mechanicsville ☐ Atlanta ☑ Kernersville ☐

Sample Condition Upon Receipt

Client Name: GA Power Geosyntec

Project #: WO#: 92748254

92748254

Courier: ☐ Commercial ☐ Fed Ex ☐ UPS ☐ USPS ☐ Client ☐ Pace ☐ Other:____

Custody Seal Present? ☑ Yes ☐ No Seals Intact? ☐ Yes ☐ No ☐ N/A

Date/Initials Person Examining Contents: 8/16/24 DW

Packing Material: ☑ Bubble Wrap ☐ Bubble Bags ☐ None ☐ Other

Biological Tissue Frozen? ☐ Yes ☐ No ☑ N/A

Thermometer: ☐ IR Gun ID: 23U

Type of Ice: ☑ Wet ☐ Blue ☐ None

Cooler Temp: 4.0 Correction Factor: Add/Subtract (°C) 0

Temp should be above freezing to 6°C
☐ Samples out of temp criteria. Samples on ice, cooling process has begun

Cooler Temp Corrected (°C): 4.0

USDA Regulated Soil (☐ N/A, water sample)
Did samples originate in a quarantine zone within the United States: CA, NY, or SC (check maps)? ☐ Yes ☐ No

Did samples originate from a foreign source (internationally, including Hawaii and Puerto Rico)? ☐ Yes ☐ No

				Comments/Discrepancy:
Chain of Custody Present?	☑ Yes	☐ No	☐ N/A	1.
Samples Arrived within Hold Time?	☑ Yes	☐ No	☐ N/A	2.
Short Hold Time Analysis (<72 hr.)?	☑ Yes	☐ No	☐ N/A	3.
Rush Turn Around Time Requested?	☐ Yes	☑ No	☐ N/A	4.
Sufficient Volume?	☑ Yes	☐ No	☐ N/A	5.
Correct Containers Used?	☑ Yes	☐ No	☐ N/A	6.
-Pace Containers Used?	☑ Yes	☐ No	☐ N/A	
Containers Intact?	☑ Yes	☐ No	☐ N/A	7.
Dissolved analysis: Samples Field Filtered?	☐ Yes	☑ No	☐ N/A	8.
Sample Labels Match COC?	☑ Yes	☐ No	☐ N/A	9.
-Includes Date/Time/ID/Analysis Matrix: WG WQ				
Headspace in VOA Vials (>5-6mm)?	☐ Yes	☐ No	☑ N/A	10.
Trip Blank Present?	☐ Yes	☐ No	☑ N/A	11.
Trip Blank Custody Seals Present?	☐ Yes	☐ No	☑ N/A	

Field Data Required? ☐ Yes ☐ No

COMMENTS/SAMPLE DISCREPANCY

Lot ID of split containers:

CLIENT NOTIFICATION/RESOLUTION

Person contacted: Date/Time:

Project Manager SCURF Review: Date:

Project Manager SRF Review: Date:

Qualtrax ID: 69614

DC#_Title: ENV-FRM-HUN1-0083 v05_Sample Condition Upon Receipt

Effective Date: 05/24/2024

WO# : 92748254

*Check mark top half of box if pH and/or dechlorination is verified and within the acceptance range for preservation samples.
Exceptions: VOA, Coliform, TOC, Oil and Grease, DRO/8015 (water) DOC, LLHg
**Bottom half of box is to list number of bottles
***Check all unpreserved Nitrates for chlorine

Project #

PM: BV Due Date: 08/30/24
CLIENT: 92- GP-HAM

Laboratory Receiving Location: Asheville ☐ Eden ☐ Greenwood ☐ Huntersville ☐ Raleigh ☐ Mechanicsville ☐ Atlanta ☑ Kernersville ☐

Client GA Power Profile/EZ (Circle one) 10837 Notes

Item#	BP4U-125 mL Plastic Unpreserved (N/A) (Cl-)	BP3U-250 mL Plastic Unpreserved (N/A)	BP2U-500 mL Plastic Unpreserved (N/A)	BP1U-1 liter Plastic Unpreserved (N/A)		BP4S-125 mL Plastic H2SO4 (pH < 2) (Cl-)	BP3N-250 mL plastic HNO3 (pH < 2)	BP4Z-125 mL Plastic ZN Acetate & NaOH (>9)	BP4B-125 mL Plastic NaOH (pH > 12) (Cl-)	WGFU-Wide-mouthed Glass jar Unpreserved	AG1U-1 liter Amber Unpreserved (N/A) (Cl-)	AG1H-1 liter Amber HCl (pH < 2)	AG3U-250 mL Amber Unpreserved (N/A) (Cl-)	AG1S-1 liter Amber H2SO4 (pH < 2)	AG3S-250 mL Amber H2SO4 (pH < 2)	DG9A-40 mL Amber NH4Cl (N/A)(Cl-)	DG9H-40 mL VOA HCl (N/A)	VG9T-40 mL VOA Na2S2O3 (N/A)	VG9U-40 mL VOA Unpreserved (N/A)	DG9V-40 mL VOA H3PO4 (N/A)	KP7U-50 mL Plastic Unpreserved (N/A)	V/GK (3 vials per kit)-VPH/Gas kit (N/A)	SP5T-125 mL Sterile Plastic (N/A – lab)	SP2T-250 mL Sterile Plastic (N/A – lab)		BP3R-250 mL Plastic (NH2)2SO4 (9.3-9.7)	AG0U-100 mL Amber Unpreserved (N/A) (Cl-)	VSGU-20 mL Scintillation vials (N/A)
CC																												
1		2	1				1 ✓	1 ✓																				
2		2	1				1 ✓	1 ✓																				
3		2	1				1 ✓	1 ✓																				
4		2	1				1 ✓	1 ✓																				
5		2	1				1 ✓	1 ✓																				
6		2	1				1 ✓	1 ✓																				
7		2	1				1 ✓	1 ✓																				
8																												
9																												
10																												
11																												
12																												

pH Adjustment Log for Preserved Samples

Sample ID	Type of Preservative	pH upon receipt	Date preservation adjusted	Time preservation adjusted	Amount of Preservative added	Lot #

Note: Whenever there is a discrepancy affecting North Carolina compliance samples, a copy of this form will be sent to the North Carolina DENR Certification Office (i.e. Out of hold, incorrect preservative, out of temp, incorrect containers.

Qualtrax ID: 69614

WO#: 92748254

PM: BV **Due Date: 08/30/24**

CLIENT: 92- GP-HAM

Pace Analytical

CHAIN-OF-CUSTODY / Analytical Request Document

The Chain-of-Custody is a LEGAL DOCUMENT. All relevant fields must be completed accurately.

Page: 1 of 1

Section A Required Client Information:

Company:	GA Power
Address:	Atlanta, GA
Email To:	SCS Contacts
Phone:	Fax:
Requested Due Date/TAT:	10 day

Section B Required Project Information:

Report To:	SCS Contacts
Copy To:	Geosyntec Contacts
Purchase Order No.:	GPC82474-0001
Project Name:	Hammond AP-1
Project Number:	

Section C Invoice Information:

Attention:	Southern Co.
Company Name:	
Address:	
Pace Quote Reference:	
Pace Project Manager:	Bonnie Vang
Pace Profile #:	10839

REGULATORY AGENCY

NPDES GROUND WATER DRINKING WATER

UST RCRA OTHER CCR

Site Location STATE: GA

Section D Required Client Information

Valid Matrix Codes

MATRIX	CODE
DRINKING WATER	DW WT
WATER	WW
WASTE WATER	WW
PRODUCT	P
SOIL/SOLID	SL
OIL	OL
WIPE	WP
AIR	AR
OTHER	OT
TISSUE	TS

SAMPLE ID (A-Z, 0-9 / -) Sample IDs MUST BE UNIQUE

ITEM #	SAMPLE ID	MATRIX CODE (see valid codes above)	SAMPLE TYPE (G=GRAB C=COMP)	COLLECTED COMPOSITE DATE	COLLECTED COMPOSITE TIME	COLLECTED COMPOSITE END/GRAB DATE	COLLECTED COMPOSITE END/GRAB TIME	SAMPLE TEMP AT COLLECTION	# OF CONTAINERS Unpreserved	H_2SO_4	HNO_3	HCl	NaOH	$Na_2S_2O_3$	Methanol	Other	Analysis Test Y/N	Chloride, Fluoride, Sulfate	Full App. III and IV metals	Major Ions (Profile 10835-2)	TDS	Residual Chlorine (Y/N)	Pace Project No./ Lab I.D.
									Preservatives								Requested Analysis Filtered (Y/N)						
1	HAM-PT-07	WG	G	8/14/2024	1507			20	5	3		1				1		X	X	X	X	N	
2	HAM-PT-08	WG	G	8/14/2024	1141			22	5	3		1				1		X	X	X	X	N	
3	HAM-PT-13	WG	G	8/14/2024	1655			20	5	3		1				1		X	X	X	X	N	
4	HAM-PT-15	WG	G	8/14/2024	1330			22	5	3		1				1		X	X	X	X	N	
5	HAM-AP1-FB-01	WG	G	8/15/2024	1445			19	5	3		1				1		X	X	X	X	N	
6	HAM-AP1-EB-01	WG	G	8/15/2024	1445			19	5	3		1				1		X	X	X	X	N	
7	HAM-AP1-FD-01	WG	G	8/14/2024	0000			22	5	3		1				1		X	X	X	X	N	
8																							
9																							
10																							
11																							
12																							

JN 8/16/2024

JN 8/16/2024

ADDITIONAL COMMENTS	RELINQUISHED BY / AFFILIATION	DATE	TIME	ACCEPTED BY / AFFILIATION	DATE	TIME	SAMPLE CONDITIONS
Task Code: HAM-CCR-CA-20240812	[signature] / Geosyntec	8/15/2024	1500	[signature] / Geosyntec	8/15/24	1500	
	[signature] / Geo	8/16/2024	1250	Ryan Williams / Pace	8/16/24	1250	
	Ryan Williams / Pace	8/16/24	1355	[signature]	8/16/24	1355	

SAMPLER NAME AND SIGNATURE

PRINT Name of SAMPLER: Jacob Tracy / Geosyntec Consultants, Inc.

SIGNATURE of SAMPLER: [signature] DATE Signed (MM/DD/YY): 8/15/2024

Temp in °C	Received on Ice (Y/N)	Custody Sealed Cooler (Y/N)	Samples Intact (Y/N)

Pace Analytical Services, LLC
9800 Kincey Ave. Suite 100
Huntersville, NC 28078
(704)875-9092

September 05, 2024

Kristen Jurinko
Southern Company
241 Ralph McGill Blvd NE
Bin 10160
Atlanta, GA 30308

RE: Project: Hammond AP-1 (CA)-20240820
Pace Project No.: 92749180

Dear Kristen Jurinko:

Enclosed are the analytical results for sample(s) received by the laboratory on August 22, 2024. The results relate only to the samples included in this report. Results reported herein conform to the applicable TNI/NELAC Standards and the laboratory's Quality Manual, where applicable, unless otherwise noted in the body of the report.

The test results provided in this final report were generated by each of the following laboratories within the Pace Network:

- Pace Analytical Services - Peachtree Corners, GA

If you have any questions concerning this report, please feel free to contact me.

Sincerely,

Bonnie Vang

Bonnie Vang
bonnie.vang@pacelabs.com
704-977-0968
Project Manager

Enclosures

cc: Kip Gray, Geosyntec
Christine Hug, Geosyntec Consultants, Inc.
Thomas Kessler, Geosyntec Consultants
Whitney Law, Geosyntec Consultants
Laura Midkiff, Southern Company
Caroline Nelson, Geosyntec Consultants, Inc
Jamie Newsome, Geosyntec Consultants
Zain Webb, Geosyntec Consultants

REPORT OF LABORATORY ANALYSIS

This report shall not be reproduced, except in full,
without the written consent of Pace Analytical Services, LLC.

Pace Analytical Services, LLC
9800 Kincey Ave. Suite 100
Huntersville, NC 28078
(704)875-9092

CERTIFICATIONS

Project:	Hammond AP-1 (CA)-20240820
Pace Project No.:	92749180

Pace Analytical Services Peachtree Corners

110 Technology Pkwy, Peachtree Corners, GA 30092
Florida DOH Certification #: E87315
Georgia DW Inorganics Certification #: 812
North Carolina Certification #: 381
South Carolina Certification #: 98011001
Virginia Certification #: 460204

This report shall not be reproduced, except in full,
without the written consent of Pace Analytical Services, LLC.

Pace Analytical Services, LLC
9800 Kincey Ave. Suite 100
Huntersville, NC 28078
(704)875-9092

SAMPLE SUMMARY

Project: Hammond AP-1 (CA)-20240820
Pace Project No.: 92749180

Lab ID	Sample ID	Matrix	Date Collected	Date Received
92749180001	**HAM-PT-07**	Water	08/20/24 15:55	08/22/24 12:15
92749180002	**HAM-PT-08**	Water	08/20/24 13:24	08/22/24 12:15
92749180003	**HAM-PT-09**	Water	08/21/24 16:04	08/22/24 12:15
92749180004	**HAM-PT-10**	Water	08/20/24 16:44	08/22/24 12:15
92749180005	**HAM-PT-11**	Water	08/21/24 12:43	08/22/24 12:15
92749180006	**HAM-PT-12**	Water	08/21/24 12:55	08/22/24 12:15
92749180007	**HAM-PT-13**	Water	08/20/24 11:54	08/22/24 12:15
92749180008	**HAM-PT-14**	Water	08/20/24 12:03	08/22/24 12:15
92749180009	**HAM-PT-15**	Water	08/20/24 13:25	08/22/24 12:15
92749180010	**HAM-AP1-EB-01**	Water	08/21/24 14:20	08/22/24 12:15
92749180011	**HAM-AP1-FB-01**	Water	08/21/24 14:27	08/22/24 12:15
92749180012	**HAM-AP1-FD-01**	Water	08/20/24 00:00	08/22/24 12:15

This report shall not be reproduced, except in full,
without the written consent of Pace Analytical Services, LLC.

Pace Analytical Services, LLC
9800 Kincey Ave. Suite 100
Huntersville, NC 28078
(704)875-9092

SAMPLE ANALYTE COUNT

Project: Hammond AP-1 (CA)-20240820
Pace Project No.: 92749180

Lab ID	Sample ID	Method	Analysts	Analytes Reported
92749180001	**HAM-PT-07**	EPA 6010D	DRB	1
		EPA 6020B	CW1	2
92749180002	**HAM-PT-08**	EPA 6010D	DRB	1
		EPA 6020B	CW1	2
92749180003	**HAM-PT-09**	EPA 6010D	DRB	1
		EPA 6020B	CW1	2
92749180004	**HAM-PT-10**	EPA 6010D	DRB	1
		EPA 6020B	CW1	2
92749180005	**HAM-PT-11**	EPA 6010D	DRB	1
		EPA 6020B	CW1	2
92749180006	**HAM-PT-12**	EPA 6010D	DRB	1
		EPA 6020B	CW1	2
92749180007	**HAM-PT-13**	EPA 6010D	DRB	1
		EPA 6020B	CW1	2
92749180008	**HAM-PT-14**	EPA 6010D	DRB	1
		EPA 6020B	CW1	2
92749180009	**HAM-PT-15**	EPA 6010D	DRB	1
		EPA 6020B	CW1	2
92749180010	**HAM-AP1-EB-01**	EPA 6010D	DRB	1
		EPA 6020B	CW1	3
92749180011	**HAM-AP1-FB-01**	EPA 6010D	DRB	1
		EPA 6020B	CW1	3
92749180012	**HAM-AP1-FD-01**	EPA 6010D	DRB	1
		EPA 6020B	CW1	3

PASI-GA = Pace Analytical Services - Peachtree Corners, GA

This report shall not be reproduced, except in full,
without the written consent of Pace Analytical Services, LLC.

Pace Analytical Services, LLC
9800 Kincey Ave. Suite 100
Huntersville, NC 28078
(704)875-9092

SUMMARY OF DETECTION

Project: Hammond AP-1 (CA)-20240820
Pace Project No.: 92749180

Lab Sample ID Method	Client Sample ID Parameters	Result	Units	Report Limit	Analyzed	Qualifiers
92749180001	**HAM-PT-07**					
EPA 6010D	Iron	17.9	mg/L	0.040	08/26/24 08:45	
EPA 6020B	Arsenic	0.26	mg/L	0.0050	08/30/24 19:16	
EPA 6020B	Boron	0.57	mg/L	0.040	08/30/24 19:16	
92749180002	**HAM-PT-08**					
EPA 6010D	Iron	14.8	mg/L	0.040	08/26/24 08:55	
EPA 6020B	Arsenic	0.29	mg/L	0.0050	08/30/24 19:27	
EPA 6020B	Boron	0.63	mg/L	0.040	08/30/24 19:27	
92749180003	**HAM-PT-09**					
EPA 6010D	Iron	0.23	mg/L	0.040	08/26/24 08:58	
EPA 6020B	Boron	1.3	mg/L	0.040	08/30/24 19:31	
EPA 6020B	Molybdenum	0.24	mg/L	0.010	08/30/24 19:31	
92749180004	**HAM-PT-10**					
EPA 6010D	Iron	0.18	mg/L	0.040	08/26/24 09:01	
EPA 6020B	Boron	1.7	mg/L	0.040	08/30/24 19:34	
EPA 6020B	Molybdenum	0.16	mg/L	0.010	08/30/24 19:34	
92749180005	**HAM-PT-11**					
EPA 6010D	Iron	0.10	mg/L	0.040	08/26/24 09:05	
EPA 6020B	Boron	1.5	mg/L	0.040	08/30/24 19:38	
EPA 6020B	Molybdenum	0.12	mg/L	0.010	08/30/24 19:38	
92749180006	**HAM-PT-12**					
EPA 6010D	Iron	0.078	mg/L	0.040	08/26/24 09:09	
EPA 6020B	Boron	1.2	mg/L	0.040	08/30/24 19:42	
EPA 6020B	Molybdenum	0.21	mg/L	0.010	08/30/24 19:42	
92749180007	**HAM-PT-13**					
EPA 6010D	Iron	21.6	mg/L	0.040	08/26/24 09:13	
EPA 6020B	Arsenic	0.25	mg/L	0.0050	08/30/24 19:46	
EPA 6020B	Boron	0.54	mg/L	0.040	08/30/24 19:46	
92749180008	**HAM-PT-14**					
EPA 6010D	Iron	17.7	mg/L	0.040	08/26/24 09:16	
EPA 6020B	Arsenic	0.23	mg/L	0.0050	08/30/24 19:49	
EPA 6020B	Boron	0.59	mg/L	0.040	08/30/24 19:49	
92749180009	**HAM-PT-15**					
EPA 6010D	Iron	13.3	mg/L	0.040	08/26/24 09:19	
EPA 6020B	Arsenic	0.42	mg/L	0.0050	08/30/24 19:53	
EPA 6020B	Boron	0.63	mg/L	0.040	08/30/24 19:53	
92749180010	**HAM-AP1-EB-01**					
EPA 6020B	Boron	0.013J	mg/L	0.040	08/30/24 19:57	
92749180012	**HAM-AP1-FD-01**					
EPA 6010D	Iron	13.0	mg/L	0.040	08/26/24 09:37	
EPA 6020B	Arsenic	0.42	mg/L	0.0050	08/30/24 20:11	
EPA 6020B	Boron	0.62	mg/L	0.040	08/30/24 20:11	

This report shall not be reproduced, except in full,
without the written consent of Pace Analytical Services, LLC.

Pace Analytical Services, LLC
9800 Kincey Ave. Suite 100
Huntersville, NC 28078
(704)875-9092

SUMMARY OF DETECTION

Project: Hammond AP-1 (CA)-20240820
Pace Project No.: 92749180

Lab Sample ID Method	Client Sample ID Parameters	Result	Units	Report Limit	Analyzed	Qualifiers
92749180012	**HAM-AP1-FD-01**					
EPA 6020B	Molybdenum	0.013	mg/L	0.010	08/30/24 20:11	

This report shall not be reproduced, except in full,
without the written consent of Pace Analytical Services, LLC.

Pace Analytical Services, LLC
9800 Kincey Ave. Suite 100
Huntersville, NC 28078
(704)875-9092

ANALYTICAL RESULTS

Project: Hammond AP-1 (CA)-20240820
Pace Project No.: 92749180

Sample: HAM-PT-07 **Lab ID: 92749180001** Collected: 08/20/24 15:55 Received: 08/22/24 12:15 Matrix: Water

Parameters	Results	Units	Report Limit	MDL	DF	Prepared	Analyzed	CAS No.	Qual
6010D ATL ICP	Analytical Method: EPA 6010D Preparation Method: EPA 3010A Pace Analytical Services - Peachtree Corners, GA								
Iron	**17.9**	mg/L	0.040	0.025	1	08/24/24 12:03	08/26/24 08:45	7439-89-6	
6020 MET ICPMS	Analytical Method: EPA 6020B Preparation Method: EPA 3005A Pace Analytical Services - Peachtree Corners, GA								
Arsenic	**0.26**	mg/L	0.0050	0.00084	1	08/24/24 14:01	08/30/24 19:16	7440-38-2	
Boron	**0.57**	mg/L	0.040	0.012	1	08/24/24 14:01	08/30/24 19:16	7440-42-8	

This report shall not be reproduced, except in full,
without the written consent of Pace Analytical Services, LLC.

Pace Analytical Services, LLC
9800 Kincey Ave. Suite 100
Huntersville, NC 28078
(704)875-9092

ANALYTICAL RESULTS

Project: Hammond AP-1 (CA)-20240820
Pace Project No.: 92749180

Sample: HAM-PT-08 **Lab ID: 92749180002** Collected: 08/20/24 13:24 Received: 08/22/24 12:15 Matrix: Water

Parameters	Results	Units	Report Limit	MDL	DF	Prepared	Analyzed	CAS No.	Qual
6010D ATL ICP	Analytical Method: EPA 6010D Preparation Method: EPA 3010A Pace Analytical Services - Peachtree Corners, GA								
Iron	**14.8**	mg/L	0.040	0.025	1	08/24/24 12:03	08/26/24 08:55	7439-89-6	
6020 MET ICPMS	Analytical Method: EPA 6020B Preparation Method: EPA 3005A Pace Analytical Services - Peachtree Corners, GA								
Arsenic	**0.29**	mg/L	0.0050	0.00084	1	08/24/24 14:01	08/30/24 19:27	7440-38-2	
Boron	**0.63**	mg/L	0.040	0.012	1	08/24/24 14:01	08/30/24 19:27	7440-42-8	

This report shall not be reproduced, except in full,
without the written consent of Pace Analytical Services, LLC.

Pace Analytical Services, LLC
9800 Kincey Ave. Suite 100
Huntersville, NC 28078
(704)875-9092

ANALYTICAL RESULTS

Project: Hammond AP-1 (CA)-20240820
Pace Project No.: 92749180

Sample: HAM-PT-09 **Lab ID: 92749180003** Collected: 08/21/24 16:04 Received: 08/22/24 12:15 Matrix: Water

Parameters	Results	Units	Report Limit	MDL	DF	Prepared	Analyzed	CAS No.	Qual
6010D ATL ICP	Analytical Method: EPA 6010D Preparation Method: EPA 3010A Pace Analytical Services - Peachtree Corners, GA								
Iron	**0.23**	mg/L	0.040	0.025	1	08/24/24 12:03	08/26/24 08:58	7439-89-6	
6020 MET ICPMS	Analytical Method: EPA 6020B Preparation Method: EPA 3005A Pace Analytical Services - Peachtree Corners, GA								
Boron	**1.3**	mg/L	0.040	0.012	1	08/24/24 14:01	08/30/24 19:31	7440-42-8	
Molybdenum	**0.24**	mg/L	0.010	0.00062	1	08/24/24 14:01	08/30/24 19:31	7439-98-7	

This report shall not be reproduced, except in full,
without the written consent of Pace Analytical Services, LLC.

Pace Analytical Services, LLC
9800 Kincey Ave. Suite 100
Huntersville, NC 28078
(704)875-9092

ANALYTICAL RESULTS

Project: Hammond AP-1 (CA)-20240820
Pace Project No.: 92749180

Sample: HAM-PT-10 **Lab ID: 92749180004** Collected: 08/20/24 16:44 Received: 08/22/24 12:15 Matrix: Water

Parameters	Results	Units	Report Limit	MDL	DF	Prepared	Analyzed	CAS No.	Qual
6010D ATL ICP	Analytical Method: EPA 6010D Preparation Method: EPA 3010A Pace Analytical Services - Peachtree Corners, GA								
Iron	**0.18**	mg/L	0.040	0.025	1	08/24/24 12:03	08/26/24 09:01	7439-89-6	
6020 MET ICPMS	Analytical Method: EPA 6020B Preparation Method: EPA 3005A Pace Analytical Services - Peachtree Corners, GA								
Boron	**1.7**	mg/L	0.040	0.012	1	08/24/24 14:01	08/30/24 19:34	7440-42-8	
Molybdenum	**0.16**	mg/L	0.010	0.00062	1	08/24/24 14:01	08/30/24 19:34	7439-98-7	

This report shall not be reproduced, except in full,
without the written consent of Pace Analytical Services, LLC.

Pace Analytical Services, LLC
9800 Kincey Ave. Suite 100
Huntersville, NC 28078
(704)875-9092

ANALYTICAL RESULTS

Project: Hammond AP-1 (CA)-20240820
Pace Project No.: 92749180

Sample: HAM-PT-11 **Lab ID: 92749180005** Collected: 08/21/24 12:43 Received: 08/22/24 12:15 Matrix: Water

Parameters	Results	Units	Report Limit	MDL	DF	Prepared	Analyzed	CAS No.	Qual
6010D ATL ICP	Analytical Method: EPA 6010D Preparation Method: EPA 3010A Pace Analytical Services - Peachtree Corners, GA								
Iron	**0.10**	mg/L	0.040	0.025	1	08/24/24 12:03	08/26/24 09:05	7439-89-6	
6020 MET ICPMS	Analytical Method: EPA 6020B Preparation Method: EPA 3005A Pace Analytical Services - Peachtree Corners, GA								
Boron	**1.5**	mg/L	0.040	0.012	1	08/24/24 14:01	08/30/24 19:38	7440-42-8	
Molybdenum	**0.12**	mg/L	0.010	0.00062	1	08/24/24 14:01	08/30/24 19:38	7439-98-7	

This report shall not be reproduced, except in full,
without the written consent of Pace Analytical Services, LLC.

Pace Analytical Services, LLC
9800 Kincey Ave. Suite 100
Huntersville, NC 28078
(704)875-9092

ANALYTICAL RESULTS

Project: Hammond AP-1 (CA)-20240820
Pace Project No.: 92749180

Sample: HAM-PT-12 **Lab ID: 92749180006** Collected: 08/21/24 12:55 Received: 08/22/24 12:15 Matrix: Water

Parameters	Results	Units	Report Limit	MDL	DF	Prepared	Analyzed	CAS No.	Qual
6010D ATL ICP	Analytical Method: EPA 6010D Preparation Method: EPA 3010A Pace Analytical Services - Peachtree Corners, GA								
Iron	**0.078**	mg/L	0.040	0.025	1	08/24/24 12:03	08/26/24 09:09	7439-89-6	
6020 MET ICPMS	Analytical Method: EPA 6020B Preparation Method: EPA 3005A Pace Analytical Services - Peachtree Corners, GA								
Boron	**1.2**	mg/L	0.040	0.012	1	08/24/24 14:01	08/30/24 19:42	7440-42-8	
Molybdenum	**0.21**	mg/L	0.010	0.00062	1	08/24/24 14:01	08/30/24 19:42	7439-98-7	

This report shall not be reproduced, except in full,
without the written consent of Pace Analytical Services, LLC.

Pace Analytical Services, LLC
9800 Kincey Ave. Suite 100
Huntersville, NC 28078
(704)875-9092

ANALYTICAL RESULTS

Project: Hammond AP-1 (CA)-20240820
Pace Project No.: 92749180

Sample: HAM-PT-13 **Lab ID: 92749180007** Collected: 08/20/24 11:54 Received: 08/22/24 12:15 Matrix: Water

Parameters	Results	Units	Report Limit	MDL	DF	Prepared	Analyzed	CAS No.	Qual
6010D ATL ICP	Analytical Method: EPA 6010D Preparation Method: EPA 3010A Pace Analytical Services - Peachtree Corners, GA								
Iron	**21.6**	mg/L	0.040	0.025	1	08/24/24 12:03	08/26/24 09:13	7439-89-6	
6020 MET ICPMS	Analytical Method: EPA 6020B Preparation Method: EPA 3005A Pace Analytical Services - Peachtree Corners, GA								
Arsenic	**0.25**	mg/L	0.0050	0.00084	1	08/24/24 14:01	08/30/24 19:46	7440-38-2	
Boron	**0.54**	mg/L	0.040	0.012	1	08/24/24 14:01	08/30/24 19:46	7440-42-8	

This report shall not be reproduced, except in full,
without the written consent of Pace Analytical Services, LLC.

Pace Analytical Services, LLC
9800 Kincey Ave. Suite 100
Huntersville, NC 28078
(704)875-9092

ANALYTICAL RESULTS

Project: Hammond AP-1 (CA)-20240820
Pace Project No.: 92749180

Sample: HAM-PT-14 **Lab ID: 92749180008** Collected: 08/20/24 12:03 Received: 08/22/24 12:15 Matrix: Water

Parameters	Results	Units	Report Limit	MDL	DF	Prepared	Analyzed	CAS No.	Qual
6010D ATL ICP	Analytical Method: EPA 6010D Preparation Method: EPA 3010A Pace Analytical Services - Peachtree Corners, GA								
Iron	**17.7**	mg/L	0.040	0.025	1	08/24/24 12:03	08/26/24 09:16	7439-89-6	
6020 MET ICPMS	Analytical Method: EPA 6020B Preparation Method: EPA 3005A Pace Analytical Services - Peachtree Corners, GA								
Arsenic	**0.23**	mg/L	0.0050	0.00084	1	08/24/24 14:01	08/30/24 19:49	7440-38-2	
Boron	**0.59**	mg/L	0.040	0.012	1	08/24/24 14:01	08/30/24 19:49	7440-42-8	

This report shall not be reproduced, except in full,
without the written consent of Pace Analytical Services, LLC.

Pace Analytical Services, LLC
9800 Kincey Ave. Suite 100
Huntersville, NC 28078
(704)875-9092

ANALYTICAL RESULTS

Project: Hammond AP-1 (CA)-20240820
Pace Project No.: 92749180

Sample: HAM-PT-15 **Lab ID: 92749180009** Collected: 08/20/24 13:25 Received: 08/22/24 12:15 Matrix: Water

Parameters	Results	Units	Report Limit	MDL	DF	Prepared	Analyzed	CAS No.	Qual
6010D ATL ICP	Analytical Method: EPA 6010D Preparation Method: EPA 3010A Pace Analytical Services - Peachtree Corners, GA								
Iron	**13.3**	mg/L	0.040	0.025	1	08/24/24 12:03	08/26/24 09:19	7439-89-6	
6020 MET ICPMS	Analytical Method: EPA 6020B Preparation Method: EPA 3005A Pace Analytical Services - Peachtree Corners, GA								
Arsenic	**0.42**	mg/L	0.0050	0.00084	1	08/24/24 14:01	08/30/24 19:53	7440-38-2	
Boron	**0.63**	mg/L	0.040	0.012	1	08/24/24 14:01	08/30/24 19:53	7440-42-8	

This report shall not be reproduced, except in full,
without the written consent of Pace Analytical Services, LLC.

Pace Analytical Services, LLC
9800 Kincey Ave. Suite 100
Huntersville, NC 28078
(704)875-9092

ANALYTICAL RESULTS

Project: Hammond AP-1 (CA)-20240820
Pace Project No.: 92749180

Sample: HAM-AP1-EB-01 **Lab ID: 92749180010** Collected: 08/21/24 14:20 Received: 08/22/24 12:15 Matrix: Water

Parameters	Results	Units	Report Limit	MDL	DF	Prepared	Analyzed	CAS No.	Qual
6010D ATL ICP	Analytical Method: EPA 6010D Preparation Method: EPA 3010A Pace Analytical Services - Peachtree Corners, GA								
Iron	ND	mg/L	0.040	0.025	1	08/24/24 12:03	08/26/24 09:22	7439-89-6	
6020 MET ICPMS	Analytical Method: EPA 6020B Preparation Method: EPA 3005A Pace Analytical Services - Peachtree Corners, GA								
Arsenic	ND	mg/L	0.0050	0.00084	1	08/24/24 14:01	08/30/24 19:57	7440-38-2	
Boron	**0.013J**	mg/L	0.040	0.012	1	08/24/24 14:01	08/30/24 19:57	7440-42-8	
Molybdenum	ND	mg/L	0.010	0.00062	1	08/24/24 14:01	08/30/24 19:57	7439-98-7	

This report shall not be reproduced, except in full,
without the written consent of Pace Analytical Services, LLC.

Pace Analytical Services, LLC
9800 Kincey Ave. Suite 100
Huntersville, NC 28078
(704)875-9092

ANALYTICAL RESULTS

Project: Hammond AP-1 (CA)-20240820
Pace Project No.: 92749180

Sample: HAM-AP1-FB-01 **Lab ID: 92749180011** Collected: 08/21/24 14:27 Received: 08/22/24 12:15 Matrix: Water

Parameters	Results	Units	Report Limit	MDL	DF	Prepared	Analyzed	CAS No.	Qual
6010D ATL ICP	Analytical Method: EPA 6010D Preparation Method: EPA 3010A Pace Analytical Services - Peachtree Corners, GA								
Iron	ND	mg/L	0.040	0.025	1	08/24/24 12:03	08/26/24 09:26	7439-89-6	
6020 MET ICPMS	Analytical Method: EPA 6020B Preparation Method: EPA 3005A Pace Analytical Services - Peachtree Corners, GA								
Arsenic	ND	mg/L	0.0050	0.00084	1	08/24/24 14:01	08/30/24 20:00	7440-38-2	
Boron	ND	mg/L	0.040	0.012	1	08/24/24 14:01	08/30/24 20:00	7440-42-8	
Molybdenum	ND	mg/L	0.010	0.00062	1	08/24/24 14:01	08/30/24 20:00	7439-98-7	

This report shall not be reproduced, except in full,
without the written consent of Pace Analytical Services, LLC.

Pace Analytical Services, LLC
9800 Kincey Ave. Suite 100
Huntersville, NC 28078
(704)875-9092

ANALYTICAL RESULTS

Project: Hammond AP-1 (CA)-20240820
Pace Project No.: 92749180

Sample: HAM-AP1-FD-01 **Lab ID: 92749180012** Collected: 08/20/24 00:00 Received: 08/22/24 12:15 Matrix: Water

Parameters	Results	Units	Report Limit	MDL	DF	Prepared	Analyzed	CAS No.	Qual
6010D ATL ICP	Analytical Method: EPA 6010D Preparation Method: EPA 3010A Pace Analytical Services - Peachtree Corners, GA								
Iron	**13.0**	mg/L	0.040	0.025	1	08/24/24 12:03	08/26/24 09:37	7439-89-6	
6020 MET ICPMS	Analytical Method: EPA 6020B Preparation Method: EPA 3005A Pace Analytical Services - Peachtree Corners, GA								
Arsenic	**0.42**	mg/L	0.0050	0.00084	1	08/24/24 14:01	08/30/24 20:11	7440-38-2	
Boron	**0.62**	mg/L	0.040	0.012	1	08/24/24 14:01	08/30/24 20:11	7440-42-8	
Molybdenum	**0.013**	mg/L	0.010	0.00062	1	08/24/24 14:01	08/30/24 20:11	7439-98-7	

This report shall not be reproduced, except in full,
without the written consent of Pace Analytical Services, LLC.

Pace Analytical Services, LLC
9800 Kincey Ave. Suite 100
Huntersville, NC 28078
(704)875-9092

QUALITY CONTROL DATA

Project: Hammond AP-1 (CA)-20240820
Pace Project No.: 92749180

QC Batch: 878070
QC Batch Method: EPA 3010A
Analysis Method: EPA 6010D
Analysis Description: 6010D ATL
Laboratory: Pace Analytical Services - Peachtree Corners, GA
Associated Lab Samples: 92749180001, 92749180002, 92749180003, 92749180004, 92749180005, 92749180006, 92749180007, 92749180008, 92749180009, 92749180010, 92749180011, 92749180012

METHOD BLANK: 4523022
Matrix: Water
Associated Lab Samples: 92749180001, 92749180002, 92749180003, 92749180004, 92749180005, 92749180006, 92749180007, 92749180008, 92749180009, 92749180010, 92749180011, 92749180012

Parameter	Units	Blank Result	Reporting Limit	MDL	Analyzed	Qualifiers
Iron	mg/L	ND	0.040	0.025	08/26/24 09:50	

LABORATORY CONTROL SAMPLE: 4523023

Parameter	Units	Spike Conc.	LCS Result	LCS % Rec	% Rec Limits	Qualifiers
Iron	mg/L	1	1.1	109	80-120	

MATRIX SPIKE & MATRIX SPIKE DUPLICATE: 4523024 4523025

Parameter	Units	92749173004 Result	MS Spike Conc.	MSD Spike Conc.	MS Result	MSD Result	MS % Rec	MSD % Rec	% Rec Limits	RPD	Max RPD	Qual
Iron	mg/L	0.13	1	1	1.2	1.1	106	101	75-125	4	20	

Results presented on this page are in the units indicated by the "Units" column except where an alternate unit is presented to the right of the result.

REPORT OF LABORATORY ANALYSIS

This report shall not be reproduced, except in full,
without the written consent of Pace Analytical Services, LLC.

Pace Analytical Services, LLC
9800 Kincey Ave. Suite 100
Huntersville, NC 28078
(704)875-9092

QUALITY CONTROL DATA

Project: Hammond AP-1 (CA)-20240820
Pace Project No.: 92749180

QC Batch: 878079
QC Batch Method: EPA 3005A
Analysis Method: EPA 6020B
Analysis Description: 6020 MET
Laboratory: Pace Analytical Services - Peachtree Corners, GA
Associated Lab Samples: 92749180001, 92749180002, 92749180003, 92749180004, 92749180005, 92749180006, 92749180007, 92749180008, 92749180009, 92749180010, 92749180011, 92749180012

METHOD BLANK: 4523054
Matrix: Water
Associated Lab Samples: 92749180001, 92749180002, 92749180003, 92749180004, 92749180005, 92749180006, 92749180007, 92749180008, 92749180009, 92749180010, 92749180011, 92749180012

Parameter	Units	Blank Result	Reporting Limit	MDL	Analyzed	Qualifiers
Arsenic	mg/L	ND	0.0050	0.00084	08/30/24 18:43	
Boron	mg/L	ND	0.040	0.012	08/30/24 18:43	
Molybdenum	mg/L	ND	0.010	0.00062	08/30/24 18:43	

LABORATORY CONTROL SAMPLE: 4523055

Parameter	Units	Spike Conc.	LCS Result	LCS % Rec	% Rec Limits	Qualifiers
Arsenic	mg/L	0.1	0.098	98	80-120	
Boron	mg/L	1	0.97	97	80-120	
Molybdenum	mg/L	0.1	0.10	103	80-120	

MATRIX SPIKE & MATRIX SPIKE DUPLICATE: 4523056 4523057

Parameter	Units	92749173004 Result	MS Spike Conc.	MSD Spike Conc.	MS Result	MSD Result	MS % Rec	MSD % Rec	% Rec Limits	RPD	Max RPD	Qual
Arsenic	mg/L	0.0037J	0.1	0.1	0.11	0.11	103	103	75-125	0	20	
Boron	mg/L	7.6	1	1	9.0	9.0	137	133	75-125	0	20	M1
Molybdenum	mg/L	ND	0.1	0.1	0.10	0.10	102	102	75-125	0	20	

Results presented on this page are in the units indicated by the "Units" column except where an alternate unit is presented to the right of the result.

REPORT OF LABORATORY ANALYSIS

This report shall not be reproduced, except in full,
without the written consent of Pace Analytical Services, LLC.

Pace Analytical Services, LLC
9800 Kincey Ave. Suite 100
Huntersville, NC 28078
(704)875-9092

QUALIFIERS

Project: Hammond AP-1 (CA)-20240820
Pace Project No.: 92749180

DEFINITIONS

DF - Dilution Factor, if reported, represents the factor applied to the reported data due to dilution of the sample aliquot.

ND - Not Detected at or above adjusted reporting limit.

TNTC - Too Numerous To Count

J - Estimated concentration above the adjusted method detection limit and below the adjusted reporting limit.

MDL - Adjusted Method Detection Limit.

PQL - Practical Quantitation Limit.

RL - Reporting Limit - The lowest concentration value that meets project requirements for quantitative data with known precision and bias for a specific analyte in a specific matrix.

S - Surrogate

1,2-Diphenylhydrazine decomposes to and cannot be separated from Azobenzene using Method 8270. The result for each analyte is a combined concentration.

Consistent with EPA guidelines, unrounded data are displayed and have been used to calculate % recovery and RPD values.

LCS(D) - Laboratory Control Sample (Duplicate)

MS(D) - Matrix Spike (Duplicate)

DUP - Sample Duplicate

RPD - Relative Percent Difference

NC - Not Calculable.

SG - Silica Gel - Clean-Up

U - Indicates the compound was analyzed for, but not detected.

Acid preservation may not be appropriate for 2 Chloroethylvinyl ether.

A separate vial preserved to a pH of 4-5 is recommended in SW846 Chapter 4 for the analysis of Acrolein and Acrylonitrile by EPA Method 8260.

N-Nitrosodiphenylamine decomposes and cannot be separated from Diphenylamine using Method 8270. The result reported for each analyte is a combined concentration.

Reported results are not rounded until the final step prior to reporting. Therefore, calculated parameters that are typically reported as "Total" may vary slightly from the sum of the reported component parameters.

Pace Analytical is TNI accredited. Contact your Pace PM for the current list of accredited analytes.

TNI - The NELAC Institute.

ANALYTE QUALIFIERS

M1 Matrix spike recovery exceeded QC limits. Batch accepted based on laboratory control sample (LCS) recovery.

This report shall not be reproduced, except in full,
without the written consent of Pace Analytical Services, LLC.

Pace Analytical Services, LLC
9800 Kincey Ave. Suite 100
Huntersville, NC 28078
(704)875-9092

QUALITY CONTROL DATA CROSS REFERENCE TABLE

Project: Hammond AP-1 (CA)-20240820
Pace Project No.: 92749180

Lab ID	Sample ID	QC Batch Method	QC Batch	Analytical Method	Analytical Batch
92749180001	**HAM-PT-07**	EPA 3010A	878070	EPA 6010D	878096
92749180002	**HAM-PT-08**	EPA 3010A	878070	EPA 6010D	878096
92749180003	**HAM-PT-09**	EPA 3010A	878070	EPA 6010D	878096
92749180004	**HAM-PT-10**	EPA 3010A	878070	EPA 6010D	878096
92749180005	**HAM-PT-11**	EPA 3010A	878070	EPA 6010D	878096
92749180006	**HAM-PT-12**	EPA 3010A	878070	EPA 6010D	878096
92749180007	**HAM-PT-13**	EPA 3010A	878070	EPA 6010D	878096
92749180008	**HAM-PT-14**	EPA 3010A	878070	EPA 6010D	878096
92749180009	**HAM-PT-15**	EPA 3010A	878070	EPA 6010D	878096
92749180010	**HAM-AP1-EB-01**	EPA 3010A	878070	EPA 6010D	878096
92749180011	**HAM-AP1-FB-01**	EPA 3010A	878070	EPA 6010D	878096
92749180012	**HAM-AP1-FD-01**	EPA 3010A	878070	EPA 6010D	878096
92749180001	**HAM-PT-07**	EPA 3005A	878079	EPA 6020B	878101
92749180002	**HAM-PT-08**	EPA 3005A	878079	EPA 6020B	878101
92749180003	**HAM-PT-09**	EPA 3005A	878079	EPA 6020B	878101
92749180004	**HAM-PT-10**	EPA 3005A	878079	EPA 6020B	878101
92749180005	**HAM-PT-11**	EPA 3005A	878079	EPA 6020B	878101
92749180006	**HAM-PT-12**	EPA 3005A	878079	EPA 6020B	878101
92749180007	**HAM-PT-13**	EPA 3005A	878079	EPA 6020B	878101
92749180008	**HAM-PT-14**	EPA 3005A	878079	EPA 6020B	878101
92749180009	**HAM-PT-15**	EPA 3005A	878079	EPA 6020B	878101
92749180010	**HAM-AP1-EB-01**	EPA 3005A	878079	EPA 6020B	878101
92749180011	**HAM-AP1-FB-01**	EPA 3005A	878079	EPA 6020B	878101
92749180012	**HAM-AP1-FD-01**	EPA 3005A	878079	EPA 6020B	878101

This report shall not be reproduced, except in full,
without the written consent of Pace Analytical Services, LLC.

Pace

DC#_Title: ENV-FRM-HUNT-0000-V00_Sample Condition Upon Receipt

Effective Date: 05/24/2024

Laboratory receiving samples:
Asheville ☐ Eden ☐ Greenwood ☐ Huntersville ☐ Raleigh ☐ Mechanicsville ☐ Atlanta ☑ Kernersville ☐

WO# : 92749180

92749180

Sample Condition Upon Receipt

Client Name: GA Power

Project #:

Courier: ☐ Commercial ☐ Fed Ex ☑ Pace ☐ UPS ☐ USPS ☐ Other:____ ☐ Client

Custody Seal Present? ☐ Yes ☑ No Seals Intact? ☐ Yes ☐ No ☑ N/A

Date/Initials Person Examining Contents: 8/19/24

Packing Material: ☐ Bubble Wrap ☐ Bubble Bags ☑ None ☐ Other

Biological Tissue Frozen? ☐ Yes ☐ No ☐ N/A

Thermometer: ☐ IR Gun ID: 230

Type of Ice: ☑ Wet ☐ Blue ☐ None

Cooler Temp: 4.9

Correction Factor: Add/Subtract (°C) 0.0

Temp should be above freezing to 6°C
☐ Samples out of temp criteria. Samples on ice, cooling process has begun

Cooler Temp Corrected (°C): 4.9

USDA Regulated Soil (☐ N/A, water sample)

Did samples originate in a quarantine zone within the United States: CA, NY, or SC (check maps)? ☐ Yes ☐ No

Did samples originate from a foreign source (internationally, including Hawaii and Puerto Rico)? ☐ Yes ☐ No

				Comments/Discrepancy:
Chain of Custody Present?	☑ Yes	☐ No	☐ N/A	1.
Samples Arrived within Hold Time?	☑ Yes	☐ No	☐ N/A	2.
Short Hold Time Analysis (<72 hr.)?	☐ Yes	☑ No	☐ N/A	3.
Rush Turn Around Time Requested?	☐ Yes	☑ No	☐ N/A	4.
Sufficient Volume?	☑ Yes	☐ No	☐ N/A	5.
Correct Containers Used?	☑ Yes	☐ No	☐ N/A	6.
-Pace Containers Used?	☑ Yes	☐ No	☐ N/A	
Containers Intact?	☑ Yes	☐ No	☐ N/A	7.
Dissolved analysis: Samples Field Filtered?	☐ Yes	☐ No	☑ N/A	8.
Sample Labels Match COC?	☑ Yes	☐ No	☐ N/A	9.
-Includes Date/Time/ID/Analysis Matrix: W				
Headspace in VOA Vials (>5-6mm)?	☐ Yes	☐ No	☑ N/A	10.
Trip Blank Present?	☐ Yes	☐ No	☑ N/A	11.
Trip Blank Custody Seals Present?	☐ Yes	☐ No	☑ N/A	

Field Data Required? ☐ Yes ☐ No

COMMENTS/SAMPLE DISCREPANCY

Lot ID of split containers:

CLIENT NOTIFICATION/RESOLUTION

Person contacted: _____ Date/Time: _____

Project Manager SCURF Review: _____ Date: _____

Project Manager SRF Review: _____ Date: _____

Qualtrax ID: 69614

*Check mark top half of box if pH and/or dechlorination is verified and within the acceptance range for preservation samples.
Exceptions: VOA, Coliform, TOC, Oil and Grease, DRO/8015 (water) DOC, LLHg
**Bottom half of box is to list number of bottles
***Check all unpreserved Nitrates for chlorine

Project #

Laboratory Receiving Location: Asheville ☐ Eden ☐ Greenwood ☐ Huntersville ☐ Raleigh ☐ Mechanicsville ☐ Atlanta ☐ Kernersville ☐

Client_____ Profile/EZ (Circle one)_____ Notes_____

Item#	BP4U-125 mL Plastic Unpreserved (N/A) (Cl-)	BP3U-250 mL Plastic Unpreserved (N/A)	BP2U-500 mL Plastic Unpreserved (N/A)	BP1U-1 liter Plastic Unpreserved (N/A)		BP4S-125 mL Plastic H2SO4 (pH < 2) (Cl-)	BP3N-250 mL plastic HNO3 (pH < 2)	BP4Z-125 mL Plastic ZN Acetate & NaOH (>9)	BP4B-125 mL Plastic NaOH (pH > 12) (Cl-)	WGFU-Wide-mouthed Glass jar Unpreserved	AG1U-1 liter Amber Unpreserved (N/A) (Cl-)	AG1H-1 liter Amber HCl (pH < 2)	AG3U-250 mL Amber Unpreserved (N/A) (Cl-)	AG1S-1 liter Amber H2SO4 (pH < 2)	AG3S-250 mL Amber H2SO4 (pH < 2)	DG9A-40 mL Amber NH4Cl (N/A)(Cl-)	DG9H-40 mL VOA HCl (N/A)	VG9T-40 mL VOA Na2S2O3 (N/A)	VG9U-40 mL VOA Unpreserved (N/A)	DG9V-40 mL VOA H3PO4 (N/A)	KP7U-50 mL Plastic Unpreserved (N/A)	V/GK (3 vials per kit)-VPH/Gas kit (N/A)	SP5T-125 mL Sterile Plastic (N/A – lab)	SP2T-250 mL Sterile Plastic (N/A – lab)		BP3R-250 mL Plastic (NH2)2SO4 (9.3-9.7)	AG0U-100 mL Amber Unpreserved (N/A) (Cl-)	VSGU-20 mL Scintillation vials (N/A)	DG9U-40 mL Amber Unpreserved vials (N/A)
CC							GA																						
1							1 ✓																						
2							1 ✓																						
3							1 ✓																						
4							1 ✓																						
5							1 ✓																						
6							1 ✓																						
7							1 ✓																						
8							1 ✓																						
9							1 ✓																						
10							1 ✓																						
11							1 ✓																						
12							1 ✓																						

pH Adjustment Log for Preserved Samples

Sample ID	Type of Preservative	pH upon receipt	Date preservation adjusted	Time preservation adjusted	Amount of Preservative added	Lot #

Note: Whenever there is a discrepancy affecting North Carolina compliance samples, a copy of this form will be sent to the North Carolina DENR Certification Office (i.e. Out of hold, incorrect preservative, out of temp, incorrect containers.

Pace Analytical

CHAIN-OF-CUSTODY / Analytical Request Document

The Chain-of-Custody is a LEGAL DOCUMENT. All relevant fields must be completed accurately.

Page: 1 of 1

Section A Required Client Information:

Company:	GA Power
Address:	Atlanta, GA
Email To:	SCS Contacts
Phone:	Fax:
Requested Due Date/TAT:	10 day

Section B Required Project Information:

Report To:	SCS Contacts
Copy To:	Geosyntec Contacts
Purchase Order No.:	GPC82474-0001
Project Name:	Hammond AP-1
Project Number:	

Section C Invoice Information:

Attention:	Southern Co.
Company Name:	
Address:	
Pace Quote Reference:	
Pace Project Manager:	Bonnie Vang
Pace Profile #:	10839

REGULATORY AGENCY

☐ NPDES ☐ GROUND WATER ☐ DRINKING WATER
☐ UST ☐ RCRA ☑ OTHER CCR

Site Location STATE: GA

Section D Required Client Information

Valid Matrix Codes

MATRIX	CODE
DRINKING WATER	DW
WATER	WT
WASTE WATER	WW
PRODUCT	P
SOIL/SOLID	SL
OIL	OL
WIPE	WP
AIR	AR
OTHER	OT
TISSUE	TS

SAMPLE ID (A-Z, 0-9 / ,-) Sample IDs MUST BE UNIQUE

Requested Analysis Filtered (Y/N)

ITEM #	SAMPLE ID	MATRIX CODE (see valid codes to left)	SAMPLE TYPE (G=GRAB C=COMP)	COLLECTED COMPOSITE DATE	COLLECTED COMPOSITE TIME	COLLECTED COMPOSITE DATE	COLLECTED COMPOSITE TIME	SAMPLE TEMP AT COLLECTION	# OF CONTAINERS	Unpreserved	H_2SO_4	HNO_3	HCl	NaOH	$Na_2S_2O_3$	Methanol	Other	Analysis Test Y/N	6010D/6020: Fe, B, As	6010D/6020: Fe, B, Mo	6010D/6020: Fe, B, As, Mo	Residual Chlorine (Y/N)	Pace Project No./ Lab I.D.
										Preservatives									N	N	N		
1	HAM-PT-07	WG	G	8/20/2024	1555			22	1			1							X			N	001
2	HAM-PT-08	WG	G	8/20/2024	1324			22	1			1							X			N	002
3	HAM-PT-09	WG	G	8/21/2024	1604			23	1			1								X		N	003
4	HAM-PT-10	WG	G	8/20/2024	1644			23	1			1								X		N	004
5	HAM-PT-11	WG	G	8/21/2024	1243		8/22/2024	21	1			1								X		N	005
6	HAM-PT-12	WQ	G	8/21/2024	1255			22	1			1								X		N	006
7	HAM-PT-13	WQ	G	8/20/2024	1154			22	1			1							X			N	007
8	HAM-PT-14	WG	G	8/20/2024	1203			21	1			1							X			N	008
9	HAM-PT-15	WG	G	8/20/2024	1325			22	1			1							X			N	009
10	HAM-AP1-EB-01	WQ	G	8/21/2024	1420			22	1			1									X	N	010
11	HAM-AP1-FB-01	WQ	G	8/21/2024	1427			22	1			1									X	N	011
12	HAM-AP1-FD-01	WG	G	8/20/2024	0000			22	1			1									X	N	012

92749160

ADDITIONAL COMMENTS	RELINQUISHED BY / AFFILIATION	DATE	TIME	ACCEPTED BY / AFFILIATION	DATE	TIME	SAMPLE CONDITIONS
Task Code: HAM-CCR-CA-20240820	Tristan Halterman / Geo	8/22/24	800	Jamie Hulsome / Geo	8/22/24	800	
	Jamie Hulsome / Geo	8/22/24	1118	Ryan William / Pace	8/22/24	1118	
	Ryan William / Pace	8/22/24	1215	[illegible]	8/22/24	1215	

SAMPLER NAME AND SIGNATURE

PRINT Name of SAMPLER: Elisabeth Russell and Tristan Halterman / Geosyntec Consultants, Inc

SIGNATURE of SAMPLER: [illegible] DATE Signed (MM/DD/YY): 8/22/24

Temp in °C	Received on Ice (Y/N)	Custody Sealed Cooler (Y/N)	Samples Intact (Y/N)

*Important Note: By signing this form you are accepting Pace's NET 30 day payment terms and agreeing to late charges of 1.5% per month for any invoices not paid within 30 days.

FIELD SAMPLING REPORTS

Low-Flow Test Report:

Test Date / Time: 8/12/2024 1:43:12 PM
Project: Plant Hammond
Operator Name: Elisabeth Russell

Location Name: MW-53 **Well Diameter: 2 in** **Casing Type: PVC** **Screen Length: 10 ft** **Top of Screen: 26 ft** **Total Depth: 36 ft** **Initial Depth to Water: 16.76 ft**	**Pump Type: Peristaltic** **Tubing Type: Poly** **Pump Intake From TOC: 31 ft** **Estimated Total Volume Pumped: 11 liter** **Flow Cell Volume: 90 ml** **Final Flow Rate: 200 ml/min** **Final Draw Down: 0.06 ft**	**Instrument Used: Aqua TROLL 400** **Serial Number: 1080293**

Test Notes: Metals and Major Ions.

Low-Flow Readings:

Date Time	Elapsed Time	pH	Temperature	Specific Conductivity	RDO Concentration	Turbidity	ORP	Depth to Water	Flow
		+/- 0.1	+/- 0.5	+/- 5 %	+/- 0.2	+/- 10	+/- 10	+/- 0.5	
8/12/2024 1:43 PM	00:00	6.75 pH	21.18 °C	657.99 µS/cm	0.34 mg/L	1.59 NTU	107.6 mV	16.82 ft	200.00 ml/min
8/12/2024 1:48 PM	05:00	6.76 pH	21.37 °C	665.25 µS/cm	0.86 mg/L	1.43 NTU	83.3 mV	16.82 ft	200.00 ml/min
8/12/2024 1:53 PM	10:39	6.74 pH	21.49 °C	663.54 µS/cm	0.74 mg/L	1.30 NTU	90.9 mV	16.82 ft	200.00 ml/min
8/12/2024 1:58 PM	15:39	6.73 pH	21.69 °C	664.37 µS/cm	0.60 mg/L	1.19 NTU	77.9 mV	16.82 ft	200.00 ml/min
8/12/2024 2:03 PM	20:39	6.78 pH	21.49 °C	665.29 µS/cm	0.66 mg/L	0.97 NTU	96.2 mV	16.82 ft	200.00 ml/min
8/12/2024 2:08 PM	25:39	6.76 pH	21.44 °C	666.14 µS/cm	0.44 mg/L	0.83 NTU	94.6 mV	16.82 ft	200.00 ml/min
8/12/2024 2:13 PM	30:39	6.74 pH	21.55 °C	665.44 µS/cm	0.62 mg/L	0.76 NTU	74.3 mV	16.82 ft	200.00 ml/min
8/12/2024 2:18 PM	35:39	6.70 pH	21.65 °C	663.94 µS/cm	0.76 mg/L	0.71 NTU	73.8 mV	16.82 ft	200.00 ml/min
8/12/2024 2:23 PM	40:39	6.72 pH	21.56 °C	668.84 µS/cm	0.47 mg/L	0.54 NTU	89.5 mV	16.82 ft	200.00 ml/min
8/12/2024 2:28 PM	45:39	6.96 pH	23.26 °C	1.18 µS/cm	8.41 mg/L	0.53 NTU	70.3 mV	16.82 ft	200.00 ml/min
8/12/2024 2:33 PM	50:39	6.79 pH	22.94 °C	649.18 µS/cm	0.38 mg/L	0.51 NTU	70.7 mV	16.82 ft	200.00 ml/min
8/12/2024 2:38 PM	55:39	6.75 pH	22.04 °C	669.18 µS/cm	0.28 mg/L	0.47 NTU	86.8 mV	16.82 ft	200.00 ml/min

Samples

Sample ID:	Description:
HAM-MW-53	Grab.

Low-Flow Test Report:

Test Date / Time: 8/12/2024 11:09:27 AM
Project: Plant Hammond
Operator Name: Elisabeth Russell

Location Name: MW-54 **Well Diameter: 2 in** **Casing Type: PVC** **Screen Length: 10 ft** **Top of Screen: 28 ft** **Total Depth: 38 ft** **Initial Depth to Water: 25.75 ft**	**Pump Type: Bladder** **Tubing Type: Poly** **Pump Intake From TOC: 33 ft** **Estimated Total Volume Pumped: 16 liter** **Flow Cell Volume: 90 ml** **Final Flow Rate: 200 ml/min** **Final Draw Down: 0.18 ft**	**Instrument Used: Aqua TROLL 400** **Serial Number: 1080293**

Test Notes: Metals and Major Ions.

Low-Flow Readings:

Date Time	Elapsed Time	pH	Temperature	Specific Conductivity	RDO Concentration	Turbidity	ORP	Depth to Water	Flow
		+/- 0.1	+/- 0.5	+/- 5 %	+/- 0.2	+/- 10	+/- 10	+/- 0.5	
8/12/2024 11:09 AM	00:00	5.36 pH	22.98 °C	508.75 µS/cm	1.00 mg/L	90.90 NTU	203.0 mV	25.93 ft	200.00 ml/min
8/12/2024 11:14 AM	05:00	5.71 pH	22.36 °C	534.05 µS/cm	0.74 mg/L	88.70 NTU	143.2 mV	25.93 ft	200.00 ml/min
8/12/2024 11:19 AM	10:00	5.91 pH	22.39 °C	556.08 µS/cm	0.56 mg/L	85.30 NTU	155.4 mV	25.93 ft	200.00 ml/min
8/12/2024 11:24 AM	15:00	6.06 pH	22.32 °C	568.83 µS/cm	0.43 mg/L	84.00 NTU	105.8 mV	25.93 ft	200.00 ml/min
8/12/2024 11:29 AM	20:00	6.18 pH	22.45 °C	585.26 µS/cm	0.31 mg/L	67.30 NTU	115.5 mV	25.93 ft	200.00 ml/min
8/12/2024 11:34 AM	25:00	6.33 pH	22.52 °C	602.23 µS/cm	0.20 mg/L	40.40 NTU	76.7 mV	25.93 ft	200.00 ml/min
8/12/2024 11:39 AM	30:00	6.41 pH	22.42 °C	615.34 µS/cm	0.15 mg/L	30.30 NTU	66.2 mV	25.93 ft	200.00 ml/min
8/12/2024 11:44 AM	35:00	6.47 pH	22.45 °C	623.44 µS/cm	0.11 mg/L	27.60 NTU	58.1 mV	25.93 ft	200.00 ml/min
8/12/2024 11:49 AM	40:00	6.52 pH	22.45 °C	631.01 µS/cm	0.09 mg/L	22.80 NTU	48.8 mV	25.93 ft	200.00 ml/min
8/12/2024 11:54 AM	45:00	6.54 pH	22.34 °C	630.80 µS/cm	0.11 mg/L	19.70 NTU	46.7 mV	25.93 ft	200.00 ml/min
8/12/2024 11:59 AM	50:00	6.55 pH	22.40 °C	630.35 µS/cm	0.12 mg/L	16.70 NTU	43.6 mV	25.93 ft	200.00 ml/min
8/12/2024 12:04 PM	55:00	6.58 pH	22.48 °C	633.63 µS/cm	0.11 mg/L	14.80 NTU	35.2 mV	25.93 ft	200.00 ml/min
8/12/2024 12:09 PM	01:00:00	6.57 pH	22.45 °C	635.29 µS/cm	0.11 mg/L	13.20 NTU	35.2 mV	25.93 ft	200.00 ml/min
8/12/2024 12:14 PM	01:05:00	6.58 pH	22.44 °C	636.93 µS/cm	0.11 mg/L	9.70 NTU	34.9 mV	25.93 ft	200.00 ml/min
8/12/2024 12:19 PM	01:10:00	6.58 pH	22.52 °C	636.79 µS/cm	0.11 mg/L	7.60 NTU	34.6 mV	25.93 ft	200.00 ml/min

8/12/2024 12:24 PM	01:15:00	6.59 pH	22.50 °C	641.34 µS/cm	0.11 mg/L	6.70 NTU	31.6 mV	25.93 ft	200.00 ml/min
8/12/2024 12:29 PM	01:20:00	6.61 pH	22.47 °C	640.87 µS/cm	0.10 mg/L	5.00 NTU	29.5 mV	25.93 ft	200.00 ml/min

Samples

Sample ID:	Description:
HAM-MW-54	Grab,

Created using VuSitu from In-Situ, Inc.

Low-Flow Test Report:

Test Date / Time: 8/9/2024 11:27:52 AM
Project: Plant Hammond
Operator Name: Elisabeth Russell

Location Name: PT-07 **Well Diameter: 2 in** **Casing Type: PVC** **Screen Length: 10 ft** **Top of Screen: 36.73 ft** **Total Depth: 46.73 ft** **Initial Depth to Water: 25.65 ft**	**Pump Type: Bladder** **Tubing Type: Poly** **Pump Intake From TOC: 42 ft** **Estimated Total Volume Pumped: 7 liter** **Flow Cell Volume: 90 ml** **Final Flow Rate: 200 ml/min** **Final Draw Down: 0 ft**	**Instrument Used: Aqua TROLL 400** **Serial Number: 1080293**

Test Notes: Metals.

Low-Flow Readings:

Date Time	Elapsed Time	pH	Temperature	Specific Conductivity	RDO Concentration	Turbidity	ORP	Depth to Water	Flow
		+/- 0.1	+/- 0.5	+/- 5 %	+/- 0.2	+/- 10	+/- 10	+/- 0.5	
8/9/2024 11:27 AM	00:00	6.96 pH	21.46 °C	770.26 µS/cm	0.20 mg/L	75.10 NTU	-82.1 mV	25.65 ft	200.00 ml/min
8/9/2024 11:32 AM	05:00	6.96 pH	21.11 °C	768.48 µS/cm	0.13 mg/L	40.30 NTU	-85.0 mV	25.65 ft	200.00 ml/min
8/9/2024 11:37 AM	10:00	6.95 pH	20.98 °C	773.06 µS/cm	0.11 mg/L	14.50 NTU	-92.6 mV	25.65 ft	200.00 ml/min
8/9/2024 11:42 AM	15:00	6.95 pH	20.94 °C	773.55 µS/cm	0.09 mg/L	10.30 NTU	-86.3 mV	25.65 ft	200.00 ml/min
8/9/2024 11:47 AM	20:00	6.94 pH	20.93 °C	771.79 µS/cm	0.07 mg/L	7.73 NTU	-85.9 mV	25.65 ft	200.00 ml/min
8/9/2024 11:52 AM	25:00	6.93 pH	20.89 °C	773.14 µS/cm	0.07 mg/L	4.19 NTU	-85.5 mV	25.65 ft	200.00 ml/min
8/9/2024 11:57 AM	30:00	6.93 pH	20.75 °C	772.04 µS/cm	0.06 mg/L	2.62 NTU	-85.3 mV	25.65 ft	200.00 ml/min

Samples

Sample ID:	Description:
HAM-PT-07	Grab.

Created using VuSitu from In-Situ, Inc.

Low-Flow Test Report:

Test Date / Time: 8/8/2024 2:44:36 PM
Project: Plant Hammond
Operator Name: Elisabeth Russell

Location Name: PT-08 **Well Diameter: 2 in** **Casing Type: PVC** **Screen Length: 10 ft** **Top of Screen: 31.95 ft** **Total Depth: 41.95 ft** **Initial Depth to Water: 25.73 ft**	**Pump Type: Bladder** **Tubing Type: Poly** **Pump Intake From TOC: 36 ft** **Estimated Total Volume Pumped: 41.75 liter** **Flow Cell Volume: 90 ml** **Final Flow Rate: 200 ml/min** **Final Draw Down: 0.07 ft**	**Instrument Used: Aqua TROLL 400** **Serial Number: 1080293**

Test Notes: Metals.

Low-Flow Readings:

Date Time	Elapsed Time	pH	Temperature	Specific Conductivity	RDO Concentration	Turbidity	ORP	Depth to Water	Flow
		+/- 0.1	+/- 0.5	+/- 5 %	+/- 0.2	+/- 10	+/- 10	+/- 0.5	
8/8/2024 2:44 PM	00:00	6.47 pH	22.98 °C	615.23 µS/cm	0.10 mg/L	10,000.0 NTU	-49.4 mV	25.79 ft	200.00 ml/min
8/8/2024 2:49 PM	05:00	6.36 pH	21.99 °C	636.89 µS/cm	0.10 mg/L	10,000.0 NTU	-54.1 mV	25.79 ft	200.00 ml/min
8/8/2024 2:54 PM	10:00	6.36 pH	21.60 °C	645.82 µS/cm	0.10 mg/L	10,000.0 NTU	-51.1 mV	25.80 ft	200.00 ml/min
8/8/2024 2:59 PM	15:00	6.35 pH	21.65 °C	647.74 µS/cm	0.09 mg/L	10,000.0 NTU	-40.7 mV	25.80 ft	200.00 ml/min
8/8/2024 3:04 PM	20:00	6.36 pH	21.77 °C	647.74 µS/cm	0.09 mg/L	10,000.0 NTU	-47.7 mV	25.80 ft	200.00 ml/min
8/8/2024 3:09 PM	25:00	6.36 pH	21.57 °C	647.59 µS/cm	0.08 mg/L	100,000 NTU	-47.2 mV	25.80 ft	200.00 ml/min
8/8/2024 3:14 PM	30:00	6.37 pH	21.19 °C	649.46 µS/cm	0.10 mg/L	105.10 NTU	-46.3 mV	25.80 ft	200.00 ml/min
8/8/2024 3:19 PM	35:00	6.37 pH	21.47 °C	650.34 µS/cm	0.07 mg/L	91.20 NTU	-38.0 mV	25.80 ft	200.00 ml/min
8/8/2024 3:24 PM	40:00	6.37 pH	21.42 °C	650.38 µS/cm	0.07 mg/L	87.30 NTU	-45.9 mV	25.80 ft	200.00 ml/min
8/8/2024 3:29 PM	45:00	6.36 pH	21.24 °C	655.64 µS/cm	0.07 mg/L	73.70 NTU	-37.2 mV	25.80 ft	200.00 ml/min
8/8/2024 3:34 PM	50:00	6.38 pH	21.06 °C	654.60 µS/cm	0.07 mg/L	72.10 NTU	-45.4 mV	25.80 ft	200.00 ml/min
8/8/2024 3:39 PM	55:00	6.38 pH	20.82 °C	656.42 µS/cm	0.06 mg/L	67.40 NTU	-36.8 mV	25.80 ft	200.00 ml/min
8/8/2024 3:44 PM	01:00:00	6.39 pH	20.67 °C	657.66 µS/cm	0.06 mg/L	50.10 NTU	-36.5 mV	25.80 ft	200.00 ml/min
8/8/2024 3:49 PM	01:05:00	6.39 pH	20.73 °C	657.09 µS/cm	0.06 mg/L	67.20 NTU	-45.1 mV	25.80 ft	200.00 ml/min
8/8/2024 3:54 PM	01:10:00	6.40 pH	20.70 °C	659.56 µS/cm	0.06 mg/L	55.30 NTU	-37.1 mV	25.80 ft	200.00 ml/min

8/8/2024 3:59 PM	01:15:00	6.41 pH	20.76 °C	659.08 µS/cm	0.05 mg/L	50.20 NTU	-45.6 mV	25.80 ft	200.00 ml/min
8/8/2024 4:04 PM	01:20:00	6.41 pH	20.72 °C	659.82 µS/cm	0.05 mg/L	47.00 NTU	-36.8 mV	25.80 ft	200.00 ml/min
8/8/2024 4:09 PM	01:25:00	6.40 pH	21.73 °C	661.32 µS/cm	0.04 mg/L	55.00 NTU	-47.6 mV	25.80 ft	200.00 ml/min
8/8/2024 4:14 PM	01:30:00	6.41 pH	21.69 °C	655.98 µS/cm	0.05 mg/L	62.00 NTU	-38.3 mV	25.80 ft	200.00 ml/min
8/8/2024 4:19 PM	01:35:00	6.41 pH	21.02 °C	650.30 µS/cm	0.07 mg/L	40.10 NTU	-35.6 mV	25.80 ft	200.00 ml/min
8/8/2024 4:24 PM	01:40:00	6.40 pH	20.64 °C	657.15 µS/cm	0.06 mg/L	33.20 NTU	-43.4 mV	25.80 ft	200.00 ml/min
8/8/2024 4:29 PM	01:45:00	6.42 pH	20.67 °C	661.90 µS/cm	0.09 mg/L	28.50 NTU	-35.8 mV	25.80 ft	200.00 ml/min
8/8/2024 4:34 PM	01:50:00	6.43 pH	21.21 °C	660.54 µS/cm	0.09 mg/L	22.40 NTU	-29.5 mV	25.80 ft	200.00 ml/min
8/8/2024 4:39 PM	01:55:00	6.43 pH	20.65 °C	659.43 µS/cm	0.07 mg/L	18.90 NTU	-39.2 mV	25.80 ft	200.00 ml/min
8/8/2024 4:44 PM	02:00:00	6.43 pH	20.49 °C	661.76 µS/cm	0.07 mg/L	16.70 NTU	-31.9 mV	25.80 ft	200.00 ml/min
8/8/2024 4:49 PM	02:05:00	6.44 pH	20.61 °C	662.62 µS/cm	0.06 mg/L	14.40 NTU	-41.1 mV	25.80 ft	200.00 ml/min
8/8/2024 4:54 PM	02:10:00	6.44 pH	20.54 °C	662.47 µS/cm	0.07 mg/L	13.70 NTU	-33.1 mV	25.80 ft	200.00 ml/min
8/8/2024 4:59 PM	02:15:00	6.44 pH	20.42 °C	664.23 µS/cm	0.10 mg/L	12.10 NTU	-40.9 mV	25.80 ft	200.00 ml/min
8/8/2024 5:04 PM	02:20:00	6.44 pH	20.48 °C	662.67 µS/cm	0.12 mg/L	12.50 NTU	-32.2 mV	25.80 ft	200.00 ml/min
8/8/2024 5:09 PM	02:25:00	6.44 pH	20.40 °C	661.85 µS/cm	0.12 mg/L	11.30 NTU	-39.5 mV	25.80 ft	200.00 ml/min
8/8/2024 5:14 PM	02:30:00	6.43 pH	20.48 °C	661.99 µS/cm	0.12 mg/L	10.20 NTU	-39.3 mV	25.80 ft	200.00 ml/min
8/8/2024 5:19 PM	02:35:00	6.45 pH	20.55 °C	663.86 µS/cm	0.12 mg/L	--	-40.4 mV	25.80 ft	200.00 ml/min
8/8/2024 5:24 PM	02:40:00	6.49 pH	20.39 °C	671.92 µS/cm	0.11 mg/L	--	-37.6 mV	25.80 ft	200.00 ml/min
8/8/2024 5:29 PM	02:45:00	6.46 pH	20.28 °C	663.31 µS/cm	0.11 mg/L	--	-32.0 mV	25.80 ft	200.00 ml/min
8/8/2024 5:34 PM	02:50:00	6.46 pH	20.27 °C	665.00 µS/cm	0.10 mg/L	--	-40.0 mV	25.80 ft	200.00 ml/min
8/8/2024 5:39 PM	02:55:00	6.47 pH	20.33 °C	668.23 µS/cm	0.10 mg/L	--	-32.0 mV	25.80 ft	200.00 ml/min
8/8/2024 5:44 PM	03:00:00	6.46 pH	20.25 °C	665.15 µS/cm	0.10 mg/L	--	-39.9 mV	25.80 ft	200.00 ml/min
8/8/2024 5:49 PM	03:05:00	6.47 pH	20.16 °C	666.16 µS/cm	0.10 mg/L	--	-31.9 mV	25.80 ft	200.00 ml/min
8/8/2024 5:54 PM	03:10:00	6.47 pH	20.11 °C	666.21 µS/cm	0.10 mg/L	--	-31.3 mV	25.80 ft	200.00 ml/min
8/8/2024 5:59 PM	03:15:00	6.47 pH	20.12 °C	667.84 µS/cm	0.09 mg/L	--	-31.5 mV	25.80 ft	200.00 ml/min
8/8/2024 6:04 PM	03:20:00	6.48 pH	20.10 °C	666.62 µS/cm	0.10 mg/L	4.89 NTU	-39.6 mV	25.80 ft	200.00 ml/min

Samples

Sample ID:	Description:
HAM-PT-08	Grab.

Low-Flow Test Report:

Test Date / Time: 8/6/2024 9:04:56 AM
Project: Plant Hammond
Operator Name: Elisabeth Russell

Location Name: PT-09 **Well Diameter: 2 in** **Casing Type: PVC** **Screen Length: 10 ft** **Top of Screen: 20 ft** **Total Depth: 30 ft** **Initial Depth to Water: 16.19 ft**	**Pump Type: Peri Pump** **Tubing Type: Poly** **Pump Intake From TOC: 25 ft** **Estimated Total Volume Pumped: 20 liter** **Flow Cell Volume: 90 ml** **Final Flow Rate: 150 ml/min** **Final Draw Down: 0.06 ft**	**Instrument Used: Aqua TROLL 400** **Serial Number: 1080293**

Test Notes: Metals.

Low-Flow Readings:

Date Time	Elapsed Time	pH	Temperature	Specific Conductivity	RDO Concentration	Turbidity	ORP	Depth to Water	Flow
		+/- 0.1	+/- 0.5	+/- 5 %	+/- 0.2	+/- 10	+/- 10	+/- 0.5	
8/6/2024 9:04 AM	00:00	6.90 pH	21.33 °C	694.59 µS/cm	0.25 mg/L	28.80 NTU	90.9 mV	16.21 ft	200.00 ml/min
8/6/2024 9:09 AM	05:00	6.94 pH	20.66 °C	687.99 µS/cm	0.16 mg/L	24.90 NTU	78.4 mV	16.23 ft	200.00 ml/min
8/6/2024 9:14 AM	10:00	6.90 pH	20.48 °C	683.26 µS/cm	0.17 mg/L	24.50 NTU	55.6 mV	16.25 ft	200.00 ml/min
8/6/2024 9:19 AM	15:00	6.91 pH	20.39 °C	681.26 µS/cm	0.18 mg/L	33.40 NTU	49.0 mV	16.25 ft	200.00 ml/min
8/6/2024 9:24 AM	20:00	6.96 pH	20.48 °C	678.29 µS/cm	0.19 mg/L	48.60 NTU	43.8 mV	16.25 ft	200.00 ml/min
8/6/2024 9:29 AM	25:00	6.95 pH	20.47 °C	669.78 µS/cm	0.19 mg/L	44.50 NTU	39.6 mV	16.25 ft	200.00 ml/min
8/6/2024 9:34 AM	30:00	6.98 pH	20.41 °C	664.70 µS/cm	0.19 mg/L	45.30 NTU	37.6 mV	16.25 ft	200.00 ml/min
8/6/2024 9:39 AM	35:00	6.96 pH	20.29 °C	681.10 µS/cm	0.18 mg/L	44.20 NTU	39.1 mV	16.25 ft	200.00 ml/min
8/6/2024 9:44 AM	40:00	6.97 pH	20.83 °C	685.50 µS/cm	0.17 mg/L	39.40 NTU	37.7 mV	16.25 ft	150.00 ml/min
8/6/2024 9:49 AM	45:00	6.98 pH	21.16 °C	680.55 µS/cm	0.15 mg/L	37.30 NTU	37.2 mV	16.25 ft	150.00 ml/min
8/6/2024 9:54 AM	50:00	6.97 pH	21.19 °C	666.37 µS/cm	0.14 mg/L	34.90 NTU	34.6 mV	16.25 ft	150.00 ml/min
8/6/2024 9:59 AM	55:00	6.96 pH	21.25 °C	675.24 µS/cm	0.13 mg/L	31.70 NTU	35.5 mV	16.25 ft	150.00 ml/min
8/6/2024 10:04 AM	01:00:00	6.97 pH	21.15 °C	662.27 µS/cm	0.11 mg/L	28.30 NTU	32.8 mV	16.25 ft	150.00 ml/min
8/6/2024 10:09 AM	01:05:00	6.98 pH	21.09 °C	663.76 µS/cm	0.20 mg/L	23.70 NTU	32.6 mV	16.25 ft	150.00 ml/min
8/6/2024 10:14 AM	01:10:00	6.97 pH	21.22 °C	667.07 µS/cm	0.26 mg/L	21.40 NTU	32.7 mV	16.25 ft	150.00 ml/min

8/6/2024 10:21 AM	01:16:51	6.96 pH	21.37 °C	664.36 µS/cm	0.22 mg/L	18.20 NTU	35.8 mV	16.25 ft	150.00 ml/min
8/6/2024 10:26 AM	01:21:51	6.97 pH	21.43 °C	679.71 µS/cm	0.12 mg/L	14.40 NTU	32.9 mV	16.25 ft	150.00 ml/min
8/6/2024 10:31 AM	01:26:51	6.96 pH	21.59 °C	680.60 µS/cm	0.11 mg/L	11.50 NTU	34.5 mV	16.25 ft	150.00 ml/min
8/6/2024 10:36 AM	01:31:51	6.97 pH	21.55 °C	673.65 µS/cm	0.23 mg/L	11.20 NTU	32.5 mV	16.25 ft	150.00 ml/min
8/6/2024 10:41 AM	01:36:51	6.95 pH	21.78 °C	675.72 µS/cm	0.16 mg/L	10.75 NTU	34.6 mV	16.25 ft	150.00 ml/min
8/6/2024 10:46 AM	01:41:51	6.94 pH	21.91 °C	677.83 µS/cm	0.16 mg/L	9.70 NTU	35.2 mV	16.25 ft	150.00 ml/min
8/6/2024 10:51 AM	01:46:51	6.95 pH	22.56 °C	660.67 µS/cm	0.17 mg/L	8.04 NTU	33.1 mV	16.25 ft	150.00 ml/min
8/6/2024 10:56 AM	01:51:51	6.95 pH	22.76 °C	661.05 µS/cm	0.23 mg/L	6.35 NTU	34.8 mV	16.25 ft	150.00 ml/min
8/6/2024 11:01 AM	01:56:51	6.93 pH	22.69 °C	660.00 µS/cm	0.22 mg/L	4.97 NTU	36.6 mV	16.25 ft	150.00 ml/min

Samples

Sample ID:	Description:
HAM-PT-09	Grab.

Low-Flow Test Report:

Test Date / Time: 8/5/2024 4:29:00 PM
Project: Plant Hammond
Operator Name: Elisabeth Russell

Location Name: PT-10 **Well Diameter: 2 in** **Screen Length: 10 ft** **Top of Screen: 21.07 ft** **Total Depth: 31.07 ft** **Initial Depth to Water: 16.21 ft**	**Pump Type: Bladder** **Tubing Type: Poly** **Pump Intake From TOC: 25 ft** **Estimated Total Volume Pumped: 6.5 liter** **Flow Cell Volume: 90 ml** **Final Flow Rate: 200 ml/min** **Final Draw Down: 0 ft**	**Instrument Used: Aqua TROLL 400** **Serial Number: 1080293**

Test Notes: Metals.

Low-Flow Readings:

Date Time	Elapsed Time	pH	Temperature	Specific Conductivity	RDO Concentration	Turbidity	ORP	Depth to Water	Flow
		+/- 0.1	+/- 0.5	+/- 5 %	+/- 0.2	+/- 10	+/- 10	+/- 0.5	
8/5/2024 4:29 PM	00:00	6.85 pH	22.28 °C	657.87 µS/cm	0.12 mg/L	6.47 NTU	45.3 mV	16.21 ft	200.00 ml/min
8/5/2024 4:34 PM	05:00	6.87 pH	22.77 °C	645.50 µS/cm	0.11 mg/L	5.76 NTU	40.6 mV	16.25 ft	200.00 ml/min
8/5/2024 4:39 PM	10:00	6.86 pH	25.50 °C	648.42 µS/cm	0.11 mg/L	5.07 NTU	41.6 mV	16.27 ft	200.00 ml/min
8/5/2024 4:44 PM	15:00	6.84 pH	22.52 °C	643.67 µS/cm	0.14 mg/L	4.53 NTU	36.3 mV	16.29 ft	200.00 ml/min
8/5/2024 4:49 PM	20:00	6.85 pH	22.44 °C	644.34 µS/cm	0.20 mg/L	4.25 NTU	37.9 mV	16.29 ft	200.00 ml/min
8/5/2024 4:54 PM	25:00	6.88 pH	22.24 °C	639.26 µS/cm	0.13 mg/L	3.92 NTU	34.2 mV	16.30 ft	200.00 ml/min
8/5/2024 4:59 PM	30:00	6.87 pH	22.38 °C	644.85 µS/cm	0.11 mg/L	3.87 NTU	33.6 mV	16.30 ft	200.00 ml/min

Samples

Sample ID:	Description:
HAM-PT-10	Grab.

Created using VuSitu from In-Situ, Inc.

Low-Flow Test Report:

Test Date / Time: 8/7/2024 9:16:00 AM
Project: Plant Hammond
Operator Name: Elisabeth Russell

Location Name: PT-11 **Well Diameter: 2 in** **Casing Type: PVC** **Screen Length: 10 ft** **Top of Screen: 16.57 ft** **Total Depth: 26.57 ft** **Initial Depth to Water: 12.82 ft**	**Pump Type: Peri Pump** **Tubing Type: Poly** **Pump Intake From TOC: 21 ft** **Estimated Total Volume Pumped: 16 liter** **Flow Cell Volume: 90 ml** **Final Flow Rate: 200 ml/min** **Final Draw Down: 0.01 ft**	**Instrument Used: Aqua TROLL 400** **Serial Number: 1080293**

Test Notes: Metals.

Low-Flow Readings:

Date Time	Elapsed Time	pH	Temperature	Specific Conductivity	RDO Concentration	Turbidity	ORP	Depth to Water	Flow
		+/- 0.1	+/- 0.5	+/- 5 %	+/- 0.2	+/- 10	+/- 10	+/- 0.5	
8/7/2024 9:16 AM	00:00	6.79 pH	20.70 °C	635.11 µS/cm	0.15 mg/L	80.40 NTU	75.3 mV	12.82 ft	200.00 ml/min
8/7/2024 9:21 AM	05:00	6.76 pH	20.97 °C	624.08 µS/cm	0.10 mg/L	64.90 NTU	53.5 mV	12.82 ft	200.00 ml/min
8/7/2024 9:26 AM	10:00	6.77 pH	21.11 °C	628.51 µS/cm	0.09 mg/L	55.30 NTU	45.8 mV	12.82 ft	200.00 ml/min
8/7/2024 9:31 AM	15:00	6.78 pH	21.21 °C	631.86 µS/cm	0.08 mg/L	48.90 NTU	47.2 mV	12.83 ft	200.00 ml/min
8/7/2024 9:36 AM	20:00	6.77 pH	21.24 °C	632.52 µS/cm	0.07 mg/L	40.20 NTU	43.1 mV	12.83 ft	200.00 ml/min
8/7/2024 9:41 AM	25:00	6.77 pH	21.42 °C	636.36 µS/cm	0.06 mg/L	34.60 NTU	40.2 mV	12.83 ft	200.00 ml/min
8/7/2024 9:46 AM	30:00	6.78 pH	21.46 °C	630.54 µS/cm	0.06 mg/L	29.50 NTU	35.0 mV	12.83 ft	200.00 ml/min
8/7/2024 9:51 AM	35:00	6.79 pH	21.37 °C	632.23 µS/cm	0.06 mg/L	23.70 NTU	32.3 mV	12.83 ft	200.00 ml/min
8/7/2024 9:56 AM	40:00	6.79 pH	21.39 °C	628.01 µS/cm	0.05 mg/L	20.50 NTU	31.7 mV	12.83 ft	200.00 ml/min
8/7/2024 10:01 AM	45:00	6.78 pH	21.44 °C	635.60 µS/cm	0.05 mg/L	15.40 NTU	31.0 mV	12.83 ft	200.00 ml/min
8/7/2024 10:06 AM	50:00	6.78 pH	21.54 °C	634.09 µS/cm	0.05 mg/L	13.70 NTU	30.9 mV	12.83 ft	200.00 ml/min
8/7/2024 10:11 AM	55:00	6.79 pH	21.59 °C	635.39 µS/cm	0.06 mg/L	10.60 NTU	30.3 mV	12.83 ft	200.00 ml/min
8/7/2024 10:16 AM	01:00:00	6.78 pH	21.73 °C	636.52 µS/cm	0.08 mg/L	8.76 NTU	29.8 mV	12.83 ft	200.00 ml/min
8/7/2024 10:21 AM	01:05:00	6.78 pH	21.68 °C	640.31 µS/cm	0.07 mg/L	7.01 NTU	29.9 mV	12.83 ft	200.00 ml/min
8/7/2024 10:26 AM	01:10:00	6.79 pH	21.80 °C	642.12 µS/cm	0.06 mg/L	4.90 NTU	30.2 mV	12.83 ft	200.00 ml/min

Samples

Sample ID:	Description:
HAM-PT-11	Grab.

Created using VuSitu from In-Situ, Inc.

Low-Flow Test Report:

Test Date / Time: 8/6/2024 12:29:39 PM
Project: Plant Hammond
Operator Name: Elisabeth Russell

Location Name: PT-12 **Well Diameter: 2 ft** **Casing Type: PVC** **Screen Length: 10 ft** **Top of Screen: 16.78 ft** **Total Depth: 26.78 ft** **Initial Depth to Water: 12.67 ft**	**Pump Type: Peri Pump** **Tubing Type: Poly** **Pump Intake From TOC: 21 ft** **Estimated Total Volume Pumped: 39 liter** **Flow Cell Volume: 90 ml** **Final Flow Rate: 150 ml/min** **Final Draw Down: 0.03 ft**	**Instrument Used: Aqua TROLL 400** **Serial Number: 1080293**

Test Notes: Metals.

Low-Flow Readings:

Date Time	Elapsed Time	pH	Temperature	Specific Conductivity	RDO Concentration	Turbidity	ORP	Depth to Water	Flow
		+/- 0.1	+/- 0.5	+/- 5 %	+/- 0.2	+/- 10	+/- 10	+/- 0.5	
8/6/2024 12:29 PM	00:00	6.72 pH	23.33 °C	673.24 µS/cm	0.10 mg/L	10,000.0 NTU	44.1 mV	12.69 ft	200.00 ml/min
8/6/2024 12:34 PM	05:00	6.75 pH	23.32 °C	670.76 µS/cm	0.08 mg/L	10,000.0 NTU	43.8 mV	12.70 ft	200.00 ml/min
8/6/2024 12:39 PM	10:00	6.81 pH	23.30 °C	669.25 µS/cm	0.07 mg/L	10,000.0 NTU	39.5 mV	12.70 ft	200.00 ml/min
8/6/2024 12:44 PM	15:00	6.82 pH	23.39 °C	669.93 µS/cm	0.07 mg/L	10,000.0 NTU	37.2 mV	12.70 ft	200.00 ml/min
8/6/2024 12:49 PM	20:00	6.84 pH	23.12 °C	667.49 µS/cm	0.06 mg/L	10,000.0 NTU	35.9 mV	12.70 ft	200.00 ml/min
8/6/2024 12:54 PM	25:00	6.85 pH	23.34 °C	671.01 µS/cm	0.06 mg/L	10,000.0 NTU	37.6 mV	12.70 ft	200.00 ml/min
8/6/2024 1:05 PM	35:50	6.86 pH	23.23 °C	658.00 µS/cm	0.05 mg/L	90.50 NTU	41.8 mV	12.70 ft	200.00 ml/min
8/6/2024 1:10 PM	40:50	6.86 pH	23.03 °C	670.22 µS/cm	0.05 mg/L	86.70 NTU	37.4 mV	12.70 ft	200.00 ml/min
8/6/2024 1:15 PM	45:50	6.86 pH	23.16 °C	666.68 µS/cm	0.05 mg/L	81.00 NTU	34.2 mV	12.70 ft	200.00 ml/min
8/6/2024 1:20 PM	50:50	6.86 pH	23.49 °C	667.17 µS/cm	0.05 mg/L	74.50 NTU	33.7 mV	12.70 ft	200.00 ml/min
8/6/2024 1:25 PM	55:50	6.85 pH	22.75 °C	668.61 µS/cm	0.04 mg/L	68.50 NTU	35.8 mV	12.70 ft	200.00 ml/min
8/6/2024 1:30 PM	01:00:50	6.85 pH	23.12 °C	669.98 µS/cm	0.04 mg/L	70.20 NTU	35.6 mV	12.70 ft	200.00 ml/min
8/6/2024 1:35 PM	01:05:50	6.85 pH	23.07 °C	664.35 µS/cm	0.04 mg/L	69.30 NTU	33.4 mV	12.70 ft	200.00 ml/min
8/6/2024 1:40 PM	01:10:50	6.84 pH	23.16 °C	671.04 µS/cm	0.04 mg/L	75.20 NTU	35.0 mV	12.70 ft	200.00 ml/min
8/6/2024 1:45 PM	01:15:50	6.85 pH	22.77 °C	683.02 µS/cm	0.05 mg/L	70.10 NTU	32.8 mV	12.70 ft	150.00 ml/min

8/6/2024 1:50 PM	01:20:50	6.83 pH	24.87 °C	669.33 µS/cm	0.05 mg/L	68.50 NTU	33.0 mV	12.70 ft	150.00 ml/min
8/6/2024 1:55 PM	01:25:50	6.83 pH	25.19 °C	667.48 µS/cm	0.06 mg/L	63.40 NTU	32.8 mV	12.70 ft	150.00 ml/min
8/6/2024 2:00 PM	01:30:50	6.84 pH	24.95 °C	664.22 µS/cm	0.06 mg/L	54.30 NTU	33.1 mV	12.70 ft	150.00 ml/min
8/6/2024 2:05 PM	01:35:50	6.85 pH	25.13 °C	667.43 µS/cm	0.06 mg/L	56.10 NTU	34.7 mV	12.70 ft	150.00 ml/min
8/6/2024 2:10 PM	01:40:50	6.85 pH	25.69 °C	671.84 µS/cm	0.07 mg/L	53.10 NTU	34.7 mV	12.70 ft	150.00 ml/min
8/6/2024 2:15 PM	01:45:50	6.84 pH	25.42 °C	662.99 µS/cm	0.07 mg/L	47.70 NTU	33.4 mV	12.70 ft	150.00 ml/min
8/6/2024 2:20 PM	01:50:50	6.85 pH	24.78 °C	671.02 µS/cm	0.07 mg/L	41.50 NTU	34.6 mV	12.70 ft	150.00 ml/min
8/6/2024 2:25 PM	01:55:50	6.85 pH	25.00 °C	670.14 µS/cm	0.07 mg/L	39.20 NTU	33.1 mV	12.70 ft	150.00 ml/min
8/6/2024 2:32 PM	02:02:39	7.09 pH	25.88 °C	391.77 µS/cm	5.01 mg/L	37.60 NTU	39.1 mV	12.70 ft	150.00 ml/min
8/6/2024 2:37 PM	02:07:39	6.86 pH	25.01 °C	665.89 µS/cm	0.22 mg/L	35.70 NTU	34.2 mV	12.70 ft	150.00 ml/min
8/6/2024 2:42 PM	02:12:39	6.85 pH	24.74 °C	669.83 µS/cm	0.11 mg/L	33.20 NTU	33.1 mV	12.70 ft	150.00 ml/min
8/6/2024 2:45 PM	02:15:35	6.84 pH	24.88 °C	672.73 µS/cm	0.10 mg/L	30.70 NTU	34.8 mV	12.70 ft	150.00 ml/min
8/6/2024 2:50 PM	02:20:35	6.86 pH	25.14 °C	666.02 µS/cm	0.09 mg/L	29.30 NTU	33.3 mV	12.70 ft	150.00 ml/min
8/6/2024 2:53 PM	02:23:53	6.86 pH	24.74 °C	655.86 µS/cm	0.09 mg/L	27.50 NTU	34.2 mV	12.70 ft	150.00 ml/min
8/6/2024 2:54 PM	02:25:17	6.84 pH	24.59 °C	667.24 µS/cm	0.08 mg/L	25.40 NTU	33.6 mV	12.70 ft	150.00 ml/min
8/6/2024 2:59 PM	02:30:17	6.83 pH	24.91 °C	668.13 µS/cm	0.23 mg/L	23.20 NTU	33.2 mV	12.70 ft	150.00 ml/min
8/6/2024 3:04 PM	02:35:17	6.84 pH	24.70 °C	675.56 µS/cm	0.10 mg/L	21.80 NTU	34.6 mV	12.70 ft	150.00 ml/min
8/6/2024 3:09 PM	02:40:17	6.85 pH	23.84 °C	675.40 µS/cm	0.08 mg/L	17.00 NTU	33.2 mV	12.70 ft	150.00 ml/min
8/6/2024 3:14 PM	02:45:17	6.85 pH	24.53 °C	677.50 µS/cm	0.08 mg/L	15.20 NTU	34.4 mV	12.70 ft	150.00 ml/min
8/6/2024 3:19 PM	02:50:17	6.85 pH	24.53 °C	675.77 µS/cm	0.08 mg/L	14.00 NTU	33.2 mV	12.70 ft	150.00 ml/min
8/6/2024 3:24 PM	02:55:17	6.86 pH	24.24 °C	665.45 µS/cm	0.07 mg/L	13.10 NTU	33.3 mV	12.70 ft	150.00 ml/min
8/6/2024 3:29 PM	03:00:17	6.86 pH	23.42 °C	668.21 µS/cm	0.07 mg/L	12.00 NTU	33.0 mV	12.70 ft	150.00 ml/min
8/6/2024 3:34 PM	03:05:17	6.87 pH	23.85 °C	678.96 µS/cm	0.07 mg/L	11.80 NTU	34.0 mV	12.70 ft	150.00 ml/min
8/6/2024 3:39 PM	03:10:17	6.87 pH	24.65 °C	674.89 µS/cm	0.07 mg/L	11.20 NTU	33.0 mV	12.70 ft	150.00 ml/min
8/6/2024 3:44 PM	03:15:17	6.88 pH	24.46 °C	673.01 µS/cm	0.07 mg/L	8.70 NTU	32.9 mV	12.70 ft	150.00 ml/min
8/6/2024 3:49 PM	03:20:17	6.86 pH	24.57 °C	675.51 µS/cm	0.07 mg/L	8.30 NTU	34.6 mV	12.70 ft	150.00 ml/min
8/6/2024 3:54 PM	03:25:17	6.87 pH	24.93 °C	674.65 µS/cm	0.07 mg/L	8.00 NTU	35.2 mV	12.70 ft	150.00 ml/min
8/6/2024 3:59 PM	03:30:17	6.88 pH	24.92 °C	673.50 µS/cm	0.07 mg/L	7.78 NTU	33.3 mV	12.70 ft	150.00 ml/min
8/6/2024 4:04 PM	03:35:17	6.89 pH	24.71 °C	672.94 µS/cm	0.07 mg/L	6.20 NTU	35.1 mV	12.70 ft	150.00 ml/min

8/6/2024 4:09 PM	03:40:17	6.87 pH	23.83 °C	673.71 µS/cm	0.07 mg/L	5.61 NTU	35.4 mV	12.70 ft	150.00 ml/min
8/6/2024 4:14 PM	03:45:17	6.87 pH	23.49 °C	676.48 µS/cm	0.07 mg/L	4.98 NTU	34.9 mV	12.70 ft	150.00 ml/min

Samples

Sample ID:	Description:
HAM-PT-12	Grab.
HAM-AP1-FD-01	Grab.

Low-Flow Test Report:

Test Date / Time: 8/9/2024 1:25:50 PM
Project: Plant Hammond
Operator Name: Elisabeth Russell

Location Name: PT-13 **Well Diameter: 2 in** **Screen Length: 10 ft** **Top of Screen: 35 ft** **Total Depth: 45 ft** **Initial Depth to Water: 25.44 ft**	**Pump Type: Bladder** **Tubing Type: Poly** **Pump Intake From TOC: 40 ft** **Estimated Total Volume Pumped: 6.5 liter** **Flow Cell Volume: 90 ml** **Final Flow Rate: 200 ml/min** **Final Draw Down: 0 ft**	**Instrument Used: Aqua TROLL 400** **Serial Number: 1080293**

Test Notes: Metals.

Low-Flow Readings:

Date Time	Elapsed Time	pH	Temperature	Specific Conductivity	RDO Concentration	Turbidity	ORP	Depth to Water	Flow
		+/- 0.1	+/- 0.5	+/- 5 %	+/- 0.2	+/- 10	+/- 10	+/- 0.5	
8/9/2024 1:25 PM	00:00	6.88 pH	22.08 °C	742.43 µS/cm	0.37 mg/L	25.70 NTU	-100.4 mV	25.44 ft	200.00 ml/min
8/9/2024 1:30 PM	05:00	6.87 pH	21.40 °C	747.46 µS/cm	0.31 mg/L	11.40 NTU	-104.4 mV	25.44 ft	200.00 ml/min
8/9/2024 1:35 PM	10:00	6.87 pH	21.25 °C	746.14 µS/cm	0.24 mg/L	7.68 NTU	-104.8 mV	25.44 ft	200.00 ml/min
8/9/2024 1:40 PM	15:00	6.87 pH	21.08 °C	747.52 µS/cm	0.20 mg/L	4.58 NTU	-105.6 mV	25.44 ft	200.00 ml/min
8/9/2024 1:45 PM	20:00	6.85 pH	21.11 °C	748.25 µS/cm	0.16 mg/L	3.07 NTU	-105.5 mV	25.44 ft	200.00 ml/min
8/9/2024 1:50 PM	25:00	6.85 pH	21.07 °C	746.76 µS/cm	0.14 mg/L	2.29 NTU	-105.0 mV	25.44 ft	200.00 ml/min
8/9/2024 1:55 PM	30:00	6.86 pH	20.66 °C	745.85 µS/cm	0.12 mg/L	1.58 NTU	-104.7 mV	25.44 ft	200.00 ml/min

Samples

Sample ID:	Description:
HAM-PT-13	Grab.

Created using VuSitu from In-Situ, Inc.

Low-Flow Test Report:

Test Date / Time: 8/8/2024 12:46:44 PM
Project: Plant Hammond
Operator Name: Elisabeth Russell

Location Name: PT-14 **Well Diameter: 2 in** **Casing Type: PVC** **Screen Length: 10 ft** **Top of Screen: 35 ft** **Total Depth: 45 ft** **Initial Depth to Water: 25.4 ft**	**Pump Type: bladder** **Tubing Type: Poly** **Pump Intake From TOC: 40 ft** **Estimated Total Volume Pumped: 6.75 liter** **Flow Cell Volume: 90 ml** **Final Flow Rate: 200 ml/min** **Final Draw Down: 0 ft**	**Instrument Used: Aqua TROLL 400** **Serial Number: 1080293**

Test Notes: Metals.

Low-Flow Readings:

Date Time	Elapsed Time	pH	Temperature	Specific Conductivity	RDO Concentration	Turbidity	ORP	Depth to Water	Flow
		+/- 0.1	+/- 0.5	+/- 5 %	+/- 0.2	+/- 10	+/- 10	+/- 0.5	
8/8/2024 12:46 PM	00:00	6.95 pH	21.42 °C	799.78 µS/cm	1.51 mg/L	9.70 NTU	-59.3 mV	25.40 ft	200.00 ml/min
8/8/2024 12:51 PM	05:00	6.96 pH	21.02 °C	797.82 µS/cm	1.60 mg/L	7.15 NTU	-61.5 mV	25.40 ft	200.00 ml/min
8/8/2024 12:56 PM	10:00	6.95 pH	21.10 °C	796.39 µS/cm	1.62 mg/L	6.30 NTU	-64.2 mV	25.40 ft	200.00 ml/min
8/8/2024 1:01 PM	15:00	6.96 pH	21.07 °C	793.51 µS/cm	1.76 mg/L	4.49 NTU	-66.0 mV	25.40 ft	200.00 ml/min
8/8/2024 1:06 PM	20:00	6.96 pH	20.97 °C	788.98 µS/cm	1.83 mg/L	3.77 NTU	-67.1 mV	25.40 ft	200.00 ml/min
8/8/2024 1:11 PM	25:00	6.95 pH	20.92 °C	788.30 µS/cm	1.87 mg/L	3.31 NTU	-67.8 mV	25.40 ft	200.00 ml/min
8/8/2024 1:16 PM	30:00	6.95 pH	20.85 °C	790.64 µS/cm	1.70 mg/L	2.96 NTU	-70.4 mV	25.40 ft	200.00 ml/min

Samples

Sample ID:	Description:
HAM-PT-14	Grab.

Created using VuSitu from In-Situ, Inc.

Low-Flow Test Report:

Test Date / Time: 8/9/2024 9:32:36 AM
Project: Plant Hammond
Operator Name: Elisabeth Russell

Location Name: PT-15 **Well Diameter: 2 in** **Casing Type: PVC** **Screen Length: 10 ft** **Top of Screen: 35 ft** **Total Depth: 45 ft** **Initial Depth to Water: 25.19 ft**	**Pump Type: Bladder** **Tubing Type: Poly** **Pump Intake From TOC: 40 ft** **Estimated Total Volume Pumped: 8.5 liter** **Flow Cell Volume: 90 ml** **Final Flow Rate: 200 ml/min** **Final Draw Down: 0.01 ft**	**Instrument Used: Aqua TROLL 400** **Serial Number: 1080293**

Test Notes: Metals.

Low-Flow Readings:

Date Time	Elapsed Time	pH	Temperature	Specific Conductivity	RDO Concentration	Turbidity	ORP	Depth to Water	Flow
		+/- 0.1	+/- 0.5	+/- 5 %	+/- 0.2	+/- 10	+/- 10	+/- 0.5	
8/9/2024 9:32 AM	00:00	6.94 pH	20.86 °C	716.09 µS/cm	0.25 mg/L	13.30 NTU	-72.6 mV	25.19 ft	200.00 ml/min
8/9/2024 9:34 AM	01:52	6.94 pH	20.79 °C	719.20 µS/cm	0.21 mg/L	10.30 NTU	-72.4 mV	25.19 ft	200.00 ml/min
8/9/2024 9:39 AM	06:52	6.94 pH	20.76 °C	715.73 µS/cm	0.16 mg/L	7.90 NTU	-70.7 mV	25.19 ft	200.00 ml/min
8/9/2024 9:44 AM	11:52	6.93 pH	20.75 °C	713.26 µS/cm	0.12 mg/L	5.40 NTU	-77.3 mV	25.20 ft	200.00 ml/min
8/9/2024 9:49 AM	16:52	6.93 pH	20.70 °C	709.96 µS/cm	0.11 mg/L	2.21 NTU	-69.5 mV	25.20 ft	200.00 ml/min
8/9/2024 9:54 AM	21:52	6.92 pH	20.62 °C	709.36 µS/cm	0.09 mg/L	2.00 NTU	-76.6 mV	25.20 ft	200.00 ml/min
8/9/2024 9:59 AM	26:52	6.92 pH	20.75 °C	708.64 µS/cm	0.07 mg/L	1.68 NTU	-77.2 mV	25.20 ft	200.00 ml/min
8/9/2024 10:04 AM	31:52	6.91 pH	20.77 °C	706.70 µS/cm	0.06 mg/L	1.07 NTU	-77.5 mV	25.20 ft	200.00 ml/min

Samples

Sample ID:	Description:
HAM-PT-15	Grab.

Low-Flow Test Report:

Test Date / Time: 8/14/2024 2:37:37 PM
Project: GP-Plant Hammond
Operator Name: Jacob Tracy

Location Name: PT-07 **Well Diameter: 2 in** **Casing Type: PVC** **Screen Length: 10 ft** **Top of Screen: 37.75 ft** **Total Depth: 47.75 ft** **Initial Depth to Water: 25.83 ft**	**Pump Type: Peristaltic** **Tubing Type: Polyethylene** **Pump Intake From TOC: 42.75 ft** **Estimated Total Volume Pumped: 7 liter** **Flow Cell Volume: 90 ml** **Final Flow Rate: 200 ml/min** **Final Draw Down: -0.01 ft**	**Instrument Used: Aqua TROLL 400** **Serial Number: 1080297**

Test Notes:
Full Appendix III and IV and major ions.

Weather Conditions:
Sunny, 90F

Low-Flow Readings:

Date Time	Elapsed Time	pH	Temperature	Specific Conductivity	RDO Concentration	Turbidity	ORP	Depth to Water	Flow
		+/- 0.1	+/- 0.5	+/- 5 %	+/- 0.2	+/- 5	+/- 10	+/- 0.3	
8/14/2024 2:37 PM	00:00	7.03 pH	20.70 °C	707.12 µS/cm	0.42 mg/L	52.50 NTU	-87.7 mV	25.83 ft	200.00 ml/min
8/14/2024 2:42 PM	05:00	7.04 pH	20.38 °C	709.56 µS/cm	0.41 mg/L	12.30 NTU	-93.8 mV	25.85 ft	200.00 ml/min
8/14/2024 2:47 PM	10:00	7.04 pH	20.32 °C	707.84 µS/cm	0.34 mg/L	7.50 NTU	-88.2 mV	25.85 ft	200.00 ml/min
8/14/2024 2:52 PM	15:00	7.04 pH	20.42 °C	708.52 µS/cm	0.33 mg/L	4.32 NTU	-94.4 mV	25.82 ft	200.00 ml/min
8/14/2024 2:57 PM	20:00	7.04 pH	20.28 °C	708.14 µS/cm	0.31 mg/L	4.12 NTU	-94.2 mV	25.82 ft	200.00 ml/min
8/14/2024 3:02 PM	25:00	7.04 pH	20.30 °C	708.56 µS/cm	0.32 mg/L	3.85 NTU	-94.2 mV	25.82 ft	200.00 ml/min
8/14/2024 3:07 PM	30:00	7.04 pH	20.27 °C	708.53 µS/cm	0.30 mg/L	3.35 NTU	-94.4 mV	25.82 ft	200.00 ml/min

Samples

Sample ID:	Description:
HAM-PT-07	Grab.

Created using VuSitu from In-Situ, Inc.

Low-Flow Test Report:

Test Date / Time: 8/14/2024 10:11:30 AM
Project: GP-Plant Hammond
Operator Name: Jacob Tracy

Location Name: PT-08 **Well Diameter: 2 in** **Casing Type: PVC** **Screen Length: 10 ft** **Top of Screen: 31.93 ft** **Total Depth: 41.93 ft** **Initial Depth to Water: 25.8 ft**	**Pump Type: Peristaltic** **Tubing Type: Polyethylene** **Pump Intake From TOC: 36.93 ft** **Estimated Total Volume Pumped: 19 liter** **Flow Cell Volume: 90 ml** **Final Flow Rate: 200 ml/min** **Final Draw Down: 0.01 ft**	**Instrument Used: Aqua TROLL 400** **Serial Number: 1080297**

Test Notes:
Full Appendix III and IV and major ions.

Weather Conditions:
Sunny, 90F

Low-Flow Readings:

Date Time	Elapsed Time	pH	Temperature	Specific Conductivity	RDO Concentration	Turbidity	ORP	Depth to Water	Flow
		+/- 0.1	+/- 0.5	+/- 5 %	+/- 0.2	+/- 5	+/- 10	+/- 0.3	
8/14/2024 10:11 AM	00:00	6.46 pH	21.43 °C	548.59 µS/cm	0.66 mg/L	31.90 NTU	-13.8 mV	25.75 ft	200.00 ml/min
8/14/2024 10:16 AM	05:00	6.48 pH	21.75 °C	549.98 µS/cm	0.58 mg/L	25.80 NTU	-15.4 mV	25.80 ft	200.00 ml/min
8/14/2024 10:21 AM	10:00	6.51 pH	21.37 °C	545.42 µS/cm	0.48 mg/L	15.80 NTU	-25.9 mV	25.82 ft	200.00 ml/min
8/14/2024 10:26 AM	15:00	6.51 pH	21.14 °C	572.54 µS/cm	0.42 mg/L	10.10 NTU	-26.0 mV	25.82 ft	200.00 ml/min
8/14/2024 10:31 AM	20:00	6.52 pH	21.67 °C	575.39 µS/cm	0.45 mg/L	12.81 NTU	-16.7 mV	25.91 ft	200.00 ml/min
8/14/2024 10:36 AM	25:00	6.52 pH	21.54 °C	576.74 µS/cm	0.43 mg/L	10.04 NTU	-16.8 mV	25.85 ft	200.00 ml/min
8/14/2024 10:41 AM	30:00	6.52 pH	21.70 °C	578.30 µS/cm	0.38 mg/L	8.84 NTU	-27.1 mV	25.81 ft	200.00 ml/min
8/14/2024 10:46 AM	35:00	6.53 pH	20.98 °C	582.26 µS/cm	0.39 mg/L	8.87 NTU	-26.5 mV	25.81 ft	200.00 ml/min
8/14/2024 10:51 AM	40:00	6.54 pH	21.27 °C	575.12 µS/cm	0.50 mg/L	8.89 NTU	-17.0 mV	25.81 ft	200.00 ml/min
8/14/2024 10:56 AM	45:00	6.55 pH	20.93 °C	584.74 µS/cm	0.43 mg/L	7.62 NTU	-17.0 mV	25.81 ft	200.00 ml/min
8/14/2024 11:01 AM	50:00	6.55 pH	20.96 °C	584.97 µS/cm	0.48 mg/L	7.11 NTU	-16.6 mV	25.81 ft	200.00 ml/min
8/14/2024 11:06 AM	55:00	6.55 pH	21.00 °C	586.54 µS/cm	0.41 mg/L	8.61 NTU	-17.4 mV	25.81 ft	200.00 ml/min
8/14/2024 11:11 AM	01:00:00	6.56 pH	20.96 °C	585.77 µS/cm	0.40 mg/L	7.71 NTU	-17.2 mV	25.81 ft	200.00 ml/min
8/14/2024 11:13 AM	01:01:51	6.56 pH	20.96 °C	586.43 µS/cm	0.46 mg/L		-17.0 mV	25.81 ft	200.00 ml/min
8/14/2024 11:18 AM	01:06:51	6.56 pH	20.87 °C	584.71 µS/cm	0.36 mg/L	6.42 NTU	-17.2 mV	25.81 ft	200.00 ml/min

8/14/2024 11:23 AM	01:11:51	6.56 pH	20.82 °C	586.77 µS/cm	0.32 mg/L	5.72 NTU	-17.4 mV	25.81 ft	200.00 ml/min
8/14/2024 11:28 AM	01:16:51	6.56 pH	21.36 °C	543.01 µS/cm	0.23 mg/L	4.84 NTU	-18.4 mV	25.81 ft	200.00 ml/min
8/14/2024 11:31 AM	01:19:42	6.57 pH	21.27 °C	585.10 µS/cm	0.33 mg/L		-17.6 mV	25.81 ft	200.00 ml/min
8/14/2024 11:36 AM	01:24:42	6.57 pH	21.17 °C	585.25 µS/cm	0.24 mg/L	4.09 NTU	-18.5 mV	25.81 ft	200.00 ml/min
8/14/2024 11:41 AM	01:29:42	6.58 pH	21.67 °C	585.20 µS/cm	0.26 mg/L	3.76 NTU	-19.7 mV	25.81 ft	200.00 ml/min

Samples

Sample ID:	Description:
HAM-PT-08	Grab.
HAM-AP2-FD-01	Grab.

Created using VuSitu from In-Situ, Inc.

Low-Flow Test Report:

Test Date / Time: 8/12/2024 1:59:42 PM
Project: GP-Plant Hammond
Operator Name: Jacob Tracy

Location Name: PT-09 **Well Diameter: 2 in** **Casing Type: PVC** **Top of Screen: 20.4 ft** **Total Depth: 30.4 ft** **Initial Depth to Water: 16.19 ft**	**Pump Type: Peristaltic** **Tubing Type: Poly** **Pump Intake From TOC: 25.4 ft** **Estimated Total Volume Pumped: 19 liter** **Flow Cell Volume: 90 ml** **Final Flow Rate: 200 ml/min** **Final Draw Down: 0.02 ft**	**Instrument Used: Aqua TROLL 400** **Serial Number: 1080297**

Test Notes:
Full Appendix III and IV and major ions.

Weather Conditions:
Sunny, 95F.

Low-Flow Readings:

Date Time	Elapsed Time	pH	Temperature	Specific Conductivity	RDO Concentration	Turbidity	ORP	Depth to Water	Flow
		+/- 0.1	+/- 0.5	+/- 5 %	+/- 0.2	+/- 5	+/- 10	+/- 0.3	
8/12/2024 1:59 PM	00:00	7.04 pH	23.69 °C	632.63 µS/cm	0.25 mg/L	119.00 NTU	54.7 mV	16.19 ft	200.00 ml/min
8/12/2024 2:04 PM	05:00	7.04 pH	22.79 °C	627.53 µS/cm	0.14 mg/L	144.00 NTU	56.7 mV	16.19 ft	200.00 ml/min
8/12/2024 2:09 PM	10:00	7.04 pH	22.56 °C	622.54 µS/cm	0.10 mg/L	110.00 NTU	51.2 mV	16.19 ft	200.00 ml/min
8/12/2024 2:14 PM	15:00	7.05 pH	22.55 °C	612.07 µS/cm	0.08 mg/L	79.90 NTU	56.4 mV	16.21 ft	200.00 ml/min
8/12/2024 2:19 PM	20:00	7.05 pH	22.54 °C	609.97 µS/cm	0.07 mg/L	61.20 NTU	57.5 mV	16.21 ft	200.00 ml/min
8/12/2024 2:24 PM	25:00	7.05 pH	22.52 °C	608.69 µS/cm	0.06 mg/L	51.90 NTU	58.2 mV	16.21 ft	200.00 ml/min
8/12/2024 2:29 PM	30:00	7.04 pH	22.63 °C	605.17 µS/cm	0.06 mg/L	41.20 NTU	52.6 mV	16.21 ft	200.00 ml/min
8/12/2024 2:34 PM	35:00	7.05 pH	22.41 °C	603.33 µS/cm	0.05 mg/L	30.40 NTU	52.3 mV	16.21 ft	200.00 ml/min
8/12/2024 2:39 PM	40:00	7.04 pH	22.53 °C	603.01 µS/cm	0.05 mg/L	21.60 NTU	53.1 mV	16.21 ft	200.00 ml/min
8/12/2024 2:44 PM	45:00	7.04 pH	22.52 °C	606.39 µS/cm	0.05 mg/L	22.20 NTU	52.5 mV	16.21 ft	200.00 ml/min
8/12/2024 2:49 PM	50:00	7.04 pH	22.51 °C	605.93 µS/cm	0.04 mg/L	16.10 NTU	52.8 mV	16.21 ft	200.00 ml/min
8/12/2024 2:54 PM	55:00	7.03 pH	22.58 °C	611.42 µS/cm	0.05 mg/L	10.80 NTU	53.3 mV	16.21 ft	200.00 ml/min
8/12/2024 2:59 PM	01:00:00	7.04 pH	22.51 °C	607.78 µS/cm	0.05 mg/L	12.70 NTU	53.2 mV	16.21 ft	200.00 ml/min

8/12/2024 3:04 PM	01:05:00	7.03 pH	22.39 °C	606.45 µS/cm	0.05 mg/L	10.25 NTU	53.4 mV	16.21 ft	200.00 ml/min
8/12/2024 3:09 PM	01:10:00	7.03 pH	22.25 °C	605.06 µS/cm	0.04 mg/L	8.15 NTU	60.7 mV	16.21 ft	200.00 ml/min
8/12/2024 3:14 PM	01:15:00	7.03 pH	22.22 °C	607.43 µS/cm	0.05 mg/L	7.33 NTU	54.4 mV	16.21 ft	200.00 ml/min
8/12/2024 3:19 PM	01:20:00	7.04 pH	22.31 °C	600.28 µS/cm	0.04 mg/L	7.44 NTU	53.5 mV	16.21 ft	200.00 ml/min
8/12/2024 3:24 PM	01:25:00	7.03 pH	22.48 °C	607.30 µS/cm	0.05 mg/L	5.50 NTU	53.2 mV	16.21 ft	200.00 ml/min
8/12/2024 3:29 PM	01:30:00	7.02 pH	22.39 °C	601.60 µS/cm	0.04 mg/L	4.48 NTU	53.7 mV	16.21 ft	200.00 ml/min

Samples

Sample ID:	Description:
HAM-PT-09	Grab.

Low-Flow Test Report:

Test Date / Time: 8/13/2024 1:30:32 PM
Project: GP-Plant Hammond
Operator Name: Jacob Tracy

Location Name: PT-10 **Well Diameter: 2 ft** **Casing Type: PVC** **Screen Length: 10 ft** **Top of Screen: 20.4 ft** **Total Depth: 30.4 ft** **Initial Depth to Water: 16.31 ft**	**Pump Type: Peristaltic** **Tubing Type: Polyethylene** **Pump Intake From TOC: 25.4 ft** **Estimated Total Volume Pumped: 9 liter** **Flow Cell Volume: 90 ml** **Final Flow Rate: 200 ml/min** **Final Draw Down: 0.05 ft**	**Instrument Used: Aqua TROLL 400** **Serial Number: 1080297**

Test Notes:
Full Appendix III and IV and major ions.

Weather Conditions:
Sunny, 90F

Low-Flow Readings:

Date Time	Elapsed Time	pH	Temperature	Specific Conductivity	RDO Concentration	Turbidity	ORP	Depth to Water	Flow
		+/- 0.1	+/- 0.5	+/- 5 %	+/- 0.2	+/- 5	+/- 10	+/- 0.3	
8/13/2024 1:30 PM	00:00	6.94 pH	22.40 °C	584.40 µS/cm	0.10 mg/L	19.20 NTU	80.2 mV	16.36 ft	200.00 ml/min
8/13/2024 1:35 PM	05:00	6.98 pH	22.21 °C	570.15 µS/cm	0.07 mg/L	14.00 NTU	78.3 mV	16.36 ft	200.00 ml/min
8/13/2024 1:40 PM	10:00	6.99 pH	22.26 °C	571.81 µS/cm	0.06 mg/L	13.20 NTU	61.1 mV	16.36 ft	200.00 ml/min
8/13/2024 1:45 PM	15:00	7.00 pH	22.11 °C	574.99 µS/cm	0.05 mg/L	10.38 NTU	57.8 mV	16.36 ft	200.00 ml/min
8/13/2024 1:50 PM	20:00	7.02 pH	22.10 °C	574.65 µS/cm	0.05 mg/L	8.25 NTU	55.6 mV	16.36 ft	200.00 ml/min
8/13/2024 1:55 PM	25:00	7.04 pH	22.11 °C	572.86 µS/cm	0.04 mg/L	7.22 NTU	52.9 mV	16.36 ft	200.00 ml/min
8/13/2024 2:00 PM	30:00	7.03 pH	22.18 °C	576.68 µS/cm	0.04 mg/L	6.36 NTU	50.6 mV	16.36 ft	200.00 ml/min
8/13/2024 2:05 PM	35:00	7.04 pH	22.36 °C	577.14 µS/cm	0.04 mg/L	7.74 NTU	48.2 mV	16.36 ft	200.00 ml/min
8/13/2024 2:10 PM	40:00	7.05 pH	22.14 °C	579.22 µS/cm	0.04 mg/L	4.87 NTU	44.0 mV	16.36 ft	200.00 ml/min

Samples

Sample ID:	Description:
HAM-PT-10	Grab.

Created using VuSitu from In-Situ, Inc.

Low-Flow Test Report:

Test Date / Time: 8/12/2024 4:29:08 PM
Project: GP-Plant Hammond
Operator Name: Jacob Tracy

Location Name: PT-11 **Well Diameter: 2 in** **Casing Type: PVC** **Screen Length: 10 ft** **Top of Screen: 16.9 ft** **Total Depth: 26.9 ft**	**Pump Type: Peristaltic** **Tubing Type: Polyethylene** **Pump Intake From TOC: 21.9 ft** **Estimated Total Volume Pumped: 13 liter** **Flow Cell Volume: 90 ml** **Final Flow Rate: 200 ml/min** **Final Draw Down: 0.1 ft**	**Instrument Used: Aqua TROLL 400** **Serial Number: 1080297**

Test Notes:
Full Appendix III and IV and major ions.

Weather Conditions:
Sunny, 90F

Low-Flow Readings:

Date Time	Elapsed Time	pH	Temperature	Specific Conductivity	RDO Concentration	Turbidity	ORP	Depth to Water	Flow
		+/- 0.1	+/- 0.5	+/- 5 %	+/- 0.2	+/- 5	+/- 10	+/- 0.3	
8/12/2024 4:29 PM	00:00	7.09 pH	25.84 °C	567.77 µS/cm	1.06 mg/L	10.40 NTU	74.8 mV	12.80 ft	200.00 ml/min
8/12/2024 4:34 PM	05:00	6.98 pH	23.19 °C	587.37 µS/cm	0.33 mg/L	8.70 NTU	77.9 mV	12.80 ft	200.00 ml/min
8/12/2024 4:39 PM	10:00	6.97 pH	22.40 °C	590.46 µS/cm	0.18 mg/L	12.10 NTU	65.5 mV	12.80 ft	200.00 ml/min
8/12/2024 4:44 PM	15:00	6.96 pH	22.16 °C	588.95 µS/cm	0.12 mg/L	10.10 NTU	62.4 mV	12.80 ft	200.00 ml/min
8/12/2024 4:49 PM	20:00	6.96 pH	22.03 °C	585.50 µS/cm	0.09 mg/L	12.20 NTU	61.0 mV	12.80 ft	200.00 ml/min
8/12/2024 4:54 PM	25:00	6.95 pH	22.39 °C	587.66 µS/cm	0.09 mg/L	12.25 NTU	59.2 mV	12.80 ft	200.00 ml/min
8/12/2024 4:59 PM	30:00	6.96 pH	22.16 °C	585.61 µS/cm	0.08 mg/L	10.60 NTU	68.4 mV	12.80 ft	200.00 ml/min
8/12/2024 5:04 PM	35:00	6.95 pH	21.80 °C	585.79 µS/cm	0.07 mg/L	9.28 NTU	58.7 mV	12.80 ft	200.00 ml/min
8/12/2024 5:09 PM	40:00	6.96 pH	21.64 °C	586.43 µS/cm	0.07 mg/L	8.89 NTU	67.0 mV	12.80 ft	200.00 ml/min
8/12/2024 5:14 PM	45:00	6.95 pH	21.81 °C	586.17 µS/cm	0.07 mg/L	6.80 NTU	57.8 mV	12.80 ft	200.00 ml/min
8/12/2024 5:19 PM	50:00	6.96 pH	21.93 °C	583.91 µS/cm	0.07 mg/L	5.52 NTU	56.5 mV	12.80 ft	200.00 ml/min
8/12/2024 5:24 PM	55:00	6.97 pH	21.66 °C	586.44 µS/cm	0.07 mg/L	4.40 NTU	55.5 mV	12.80 ft	200.00 ml/min

Samples

Sample ID:	Description:
HAM-PT-11	Grab.

Created using VuSitu from In-Situ, Inc.

Low-Flow Test Report:

Test Date / Time: 8/13/2024 10:10:04 AM
Project: GP-Plant Hammond
Operator Name: Jacob Tracy

Location Name: PT-12 **Well Diameter: 2 in** **Casing Type: PVC** **Screen Length: 10 ft** **Top of Screen: 17.3 ft** **Total Depth: 27.3 ft** **Initial Depth to Water: 12.74 ft**	**Pump Type: Peristaltic** **Tubing Type: Polyethylene** **Pump Intake From TOC: 22.3 ft** **Estimated Total Volume Pumped: 24 liter** **Flow Cell Volume: 90 ml** **Final Flow Rate: 200 ml/min** **Final Draw Down: 0.06 ft**	**Instrument Used: Aqua TROLL 400** **Serial Number: 1080297**

Test Notes:
Full Appendix III and IV and major ions.

Weather Conditions:
Sunny, 90F

Low-Flow Readings:

Date Time	Elapsed Time	pH	Temperature	Specific Conductivity	RDO Concentration	Turbidity	ORP	Depth to Water	Flow
		+/- 0.1	+/- 0.5	+/- 5 %	+/- 0.2	+/- 5	+/- 10	+/- 0.3	
8/13/2024 10:10 AM	00:00	6.42 pH	21.69 °C	576.35 µS/cm	0.38 mg/L	136.00 NTU	88.2 mV	12.74 ft	200.00 ml/min
8/13/2024 10:15 AM	05:00	6.62 pH	20.92 °C	596.75 µS/cm	0.15 mg/L	1,122.0 NTU	88.5 mV	12.74 ft	200.00 ml/min
8/13/2024 10:20 AM	10:00	6.72 pH	20.97 °C	602.68 µS/cm	0.10 mg/L	843.00 NTU	68.4 mV	12.74 ft	200.00 ml/min
8/13/2024 10:25 AM	15:00	6.80 pH	20.94 °C	605.58 µS/cm	0.08 mg/L	800.00 NTU	64.3 mV	12.74 ft	200.00 ml/min
8/13/2024 10:30 AM	20:00	6.87 pH	20.92 °C	607.73 µS/cm	0.06 mg/L	149.00 NTU	61.6 mV	12.75 ft	200.00 ml/min
8/13/2024 10:35 AM	25:00	6.92 pH	20.77 °C	606.67 µS/cm	0.05 mg/L	121.00 NTU	59.8 mV	12.80 ft	200.00 ml/min
8/13/2024 10:40 AM	30:00	6.94 pH	20.71 °C	608.00 µS/cm	0.04 mg/L	94.80 NTU	57.2 mV	12.80 ft	200.00 ml/min
8/13/2024 10:45 AM	35:00	6.96 pH	20.54 °C	608.46 µS/cm	0.04 mg/L	76.00 NTU	56.6 mV	12.80 ft	200.00 ml/min
8/13/2024 10:50 AM	40:00	6.97 pH	20.65 °C	608.99 µS/cm	0.04 mg/L	65.40 NTU	54.9 mV	12.80 ft	200.00 ml/min
8/13/2024 10:55 AM	45:00	6.97 pH	20.74 °C	610.01 µS/cm	0.03 mg/L	58.80 NTU	55.3 mV	12.80 ft	200.00 ml/min
8/13/2024 11:00 AM	50:00	6.98 pH	20.80 °C	606.00 µS/cm	0.03 mg/L	51.20 NTU	54.8 mV	12.80 ft	200.00 ml/min
8/13/2024 11:05 AM	55:00	6.99 pH	20.67 °C	608.15 µS/cm	0.03 mg/L	45.00 NTU	54.3 mV	12.80 ft	200.00 ml/min
8/13/2024 11:10 AM	01:00:00	6.99 pH	20.72 °C	611.72 µS/cm	0.03 mg/L	39.10 NTU	53.7 mV	12.80 ft	200.00 ml/min
8/13/2024 11:15 AM	01:05:00	6.99 pH	21.15 °C	604.63 µS/cm	0.02 mg/L	32.20 NTU	62.4 mV	12.80 ft	200.00 ml/min
8/13/2024 11:20 AM	01:10:00	6.99 pH	21.27 °C	605.50 µS/cm	0.03 mg/L	28.50 NTU	54.3 mV	12.80 ft	200.00 ml/min

8/13/2024 11:25 AM	01:15:00	7.00 pH	21.04 °C	607.32 µS/cm	0.02 mg/L	20.60 NTU	52.9 mV	12.80 ft	200.00 ml/min
8/13/2024 11:30 AM	01:20:00	7.02 pH	21.07 °C	606.99 µS/cm	0.02 mg/L	15.90 NTU	52.0 mV	12.80 ft	200.00 ml/min
8/13/2024 11:35 AM	01:25:00	7.03 pH	20.98 °C	606.60 µS/cm	0.02 mg/L	12.80 NTU	51.9 mV	12.80 ft	200.00 ml/min
8/13/2024 11:40 AM	01:30:00	7.02 pH	21.00 °C	608.04 µS/cm	0.02 mg/L	11.50 NTU	51.8 mV	12.80 ft	200.00 ml/min
8/13/2024 11:45 AM	01:35:00	7.03 pH	20.91 °C	604.37 µS/cm	0.02 mg/L	10.40 NTU	51.3 mV	12.80 ft	200.00 ml/min
8/13/2024 11:50 AM	01:40:00	7.03 pH	21.06 °C	604.70 µS/cm	0.02 mg/L	8.90 NTU	51.6 mV	12.80 ft	200.00 ml/min
8/13/2024 11:55 AM	01:45:00	7.04 pH	21.24 °C	606.52 µS/cm	0.02 mg/L	7.30 NTU	59.7 mV	12.80 ft	200.00 ml/min
8/13/2024 12:00 PM	01:50:00	7.03 pH	21.15 °C	606.68 µS/cm	0.02 mg/L	6.02 NTU	52.1 mV	12.80 ft	200.00 ml/min
8/13/2024 12:05 PM	01:55:00	7.04 pH	21.23 °C	606.97 µS/cm	0.02 mg/L	4.38 NTU	51.3 mV	12.80 ft	200.00 ml/min

Samples

Sample ID:	Description:
HAM-PT-12	Grab.

Low-Flow Test Report:

Test Date / Time: 8/14/2024 4:15:57 PM
Project: GP-Plant Hammond
Operator Name: Jacob Tracy

Location Name: PT-13 **Well Diameter: 2 in** **Casing Type: PVC** **Screen Length: 10 ft** **Top of Screen: 35.3 ft** **Total Depth: 45.3 ft** **Initial Depth to Water: 25.62 ft**	**Pump Type: Peristaltic** **Tubing Type: Polyethylene** **Pump Intake From TOC: 40.3 ft** **Estimated Total Volume Pumped: 9 liter** **Flow Cell Volume: 90 ml** **Final Flow Rate: 200 ml/min** **Final Draw Down: 0 ft**	**Instrument Used: Aqua TROLL 400** **Serial Number: 1080297**

Test Notes:
Full Appendix III and IV and major ions.

Weather Conditions:
Sunny, 90F

Low-Flow Readings:

Date Time	Elapsed Time	pH	Temperature	Specific Conductivity	RDO Concentration	Turbidity	ORP	Depth to Water	Flow
		+/- 0.1	+/- 0.5	+/- 5 %	+/- 0.2	+/- 5	+/- 10	+/- 0.3	
8/14/2024 4:15 PM	00:00	6.94 pH	20.69 °C	699.73 µS/cm	0.61 mg/L	12.00 NTU	-87.2 mV	25.62 ft	200.00 ml/min
8/14/2024 4:20 PM	05:00	6.94 pH	20.51 °C	699.51 µS/cm	0.60 mg/L	6.16 NTU	-86.1 mV	25.62 ft	200.00 ml/min
8/14/2024 4:25 PM	10:00	6.94 pH	20.47 °C	695.73 µS/cm	0.59 mg/L	3.25 NTU	-89.6 mV	25.62 ft	200.00 ml/min
8/14/2024 4:30 PM	15:00	6.94 pH	20.36 °C	687.03 µS/cm	0.59 mg/L	3.88 NTU	-85.0 mV	25.62 ft	200.00 ml/min
8/14/2024 4:35 PM	20:00	6.94 pH	20.29 °C	698.54 µS/cm	0.53 mg/L	3.25 NTU	-88.7 mV	25.62 ft	200.00 ml/min
8/14/2024 4:40 PM	25:00	6.94 pH	20.33 °C	634.71 µS/cm	0.55 mg/L	3.05 NTU	-88.6 mV	25.62 ft	200.00 ml/min
8/14/2024 4:45 PM	30:00	6.94 pH	20.33 °C	699.01 µS/cm	0.57 mg/L	2.78 NTU	-87.9 mV	25.62 ft	200.00 ml/min
8/14/2024 4:50 PM	35:00	6.94 pH	20.20 °C	698.65 µS/cm	0.58 mg/L	2.67 NTU	-87.3 mV	25.62 ft	200.00 ml/min
8/14/2024 4:55 PM	40:00	6.93 pH	20.18 °C	699.08 µS/cm	0.59 mg/L	2.64 NTU	-86.8 mV	25.62 ft	200.00 ml/min

Samples

Sample ID:	Description:
HAM-PT-13	Grab.

Low-Flow Test Report:

Test Date / Time: 8/13/2024 4:29:45 PM
Project: GP-Plant Hammond
Operator Name: Jacob Tracy

Location Name: PT-14 **Well Diameter: 2 in** **Casing Type: PVC** **Screen Length: 10 ft** **Top of Screen: 35.3 ft** **Total Depth: 45.3 ft** **Initial Depth to Water: 25.4 ft**	**Pump Type: Peristaltic** **Tubing Type: Polyethylene** **Pump Intake From TOC: 40.3 ft** **Estimated Total Volume Pumped: 7 liter** **Flow Cell Volume: 90 ml** **Final Flow Rate: 200 ml/min** **Final Draw Down: 0.05 ft**	**Instrument Used: Aqua TROLL 400** **Serial Number: 1080297**

Test Notes:
Full Appendix III and IV and major ions.

Weather Conditions:
Sunny, 90F

Low-Flow Readings:

Date Time	Elapsed Time	pH	Temperature	Specific Conductivity	RDO Concentration	Turbidity	ORP	Depth to Water	Flow
		+/- 0.1	+/- 0.5	+/- 5 %	+/- 0.2	+/- 5	+/- 10	+/- 0.3	
8/13/2024 4:29 PM	00:00	6.93 pH	22.39 °C	731.64 µS/cm	0.30 mg/L	8.39 NTU	-83.1 mV	25.45 ft	200.00 ml/min
8/13/2024 4:34 PM	05:00	7.00 pH	22.16 °C	735.14 µS/cm	0.23 mg/L	7.62 NTU	-84.7 mV	25.45 ft	200.00 ml/min
8/13/2024 4:39 PM	10:00	7.03 pH	21.33 °C	736.29 µS/cm	0.19 mg/L	4.49 NTU	-103.0 mV	25.45 ft	200.00 ml/min
8/13/2024 4:44 PM	15:00	7.03 pH	21.07 °C	736.48 µS/cm	0.17 mg/L	4.12 NTU	-85.2 mV	25.45 ft	200.00 ml/min
8/13/2024 4:49 PM	20:00	7.03 pH	21.17 °C	735.60 µS/cm	0.16 mg/L	2.52 NTU	-85.2 mV	25.45 ft	200.00 ml/min
8/13/2024 4:54 PM	25:00	7.03 pH	21.21 °C	734.44 µS/cm	0.15 mg/L	1.10 NTU	-85.7 mV	25.45 ft	200.00 ml/min
8/13/2024 4:59 PM	30:00	7.03 pH	21.10 °C	734.47 µS/cm	0.15 mg/L	0.85 NTU	-102.9 mV	25.45 ft	200.00 ml/min

Samples

Sample ID:	Description:
HAM-PT-14	Grab.

Created using VuSitu from In-Situ, Inc.

Low-Flow Test Report:

Test Date / Time: 8/14/2024 12:59:27 PM
Project: GP-Plant Hammond (2)
Operator Name: Jacob Tracy

Location Name: PT-15 **Well Diameter: 2 in** **Casing Type: PVC** **Screen Length: 10 ft** **Top of Screen: 35.3 ft** **Total Depth: 45.3 ft** **Initial Depth to Water: 25.42 ft**	**Pump Type: Peristaltic** **Tubing Type: Polyethylene** **Pump Intake From TOC: 40.3 ft** **Estimated Total Volume Pumped: 7 liter** **Flow Cell Volume: 90 ml** **Final Flow Rate: 200 ml/min** **Final Draw Down: 0 ft**	**Instrument Used: Aqua TROLL 400** **Serial Number: 1080297**

Test Notes:
Full Appendix III and IV and major ions.

Weather Conditions:
Sunny, 90F

Low-Flow Readings:

Date Time	Elapsed Time	pH	Temperature	Specific Conductivity	RDO Concentration	Turbidity	ORP	Depth to Water	Flow
		+/- 0.1	+/- 0.5	+/- 5 %	+/- 0.2	+/- 5	+/- 10	+/- 0.3	
8/14/2024 12:59 PM	00:00	6.93 pH	21.89 °C	659.93 µS/cm	0.53 mg/L	6.58 NTU	-68.8 mV	25.42 ft	200.00 ml/min
8/14/2024 1:04 PM	05:00	6.98 pH	21.40 °C	584.38 µS/cm	0.47 mg/L	6.12 NTU	-68.7 mV	25.42 ft	200.00 ml/min
8/14/2024 1:09 PM	10:00	6.98 pH	21.49 °C	660.98 µS/cm	0.43 mg/L	2.21 NTU	-76.6 mV	25.42 ft	200.00 ml/min
8/14/2024 1:14 PM	15:00	6.98 pH	21.54 °C	661.02 µS/cm	0.41 mg/L	1.37 NTU	-68.3 mV	25.42 ft	200.00 ml/min
8/14/2024 1:19 PM	20:00	6.98 pH	21.87 °C	659.35 µS/cm	0.41 mg/L	1.42 NTU	-76.6 mV	25.42 ft	200.00 ml/min
8/14/2024 1:24 PM	25:00	6.97 pH	21.85 °C	660.41 µS/cm	0.40 mg/L	1.13 NTU	-76.6 mV	25.42 ft	200.00 ml/min
8/14/2024 1:29 PM	30:00	6.97 pH	21.85 °C	660.80 µS/cm	0.39 mg/L	0.97 NTU	-76.1 mV	25.42 ft	200.00 ml/min

Samples

Sample ID:	Description:
HAM-PT-15	Grab.

Created using VuSitu from In-Situ, Inc.

Low-Flow Test Report:

Test Date / Time: 8/21/2024 1:42:20 PM
Project: GP-Plant Hammond
Operator Name: Elisabeth Russell

Location Name: INW-03 **Well Diameter: 2 in** **Casing Type: PVC** **Screen Length: 10 ft** **Top of Screen: 17.3 ft** **Total Depth: 27.3 ft** **Initial Depth to Water: 13.03 ft**	**Pump Type: peri** **Tubing Type: Polyethylene** **Pump Intake From TOC: 22 ft** **Estimated Total Volume Pumped: 4 liter** **Flow Cell Volume: 90 ml** **Final Flow Rate: 200 ml/min** **Final Draw Down: 0.02 ft**	**Instrument Used: Aqua TROLL 400** **Serial Number: 965586**

Test Notes:
Field parameters only, no sample.
Fe = 0 mg/L Fe2+ = 0 mg/L.

Weather Conditions:
Sunny, 80 degrees F.

Low-Flow Readings:

Date Time	Elapsed Time	pH	Temperature	Specific Conductivity	RDO Concentration	Turbidity	ORP	Depth to Water	Flow
		+/- 0.1	+/- 0.5	+/- 5 %	+/- 0.2	+/- 5	+/- 10	+/- 0.3	
8/21/2024 1:42 PM	00:00	6.68 pH	22.71 °C	664.47 µS/cm	0.21 mg/L	36.10 NTU	50.7 mV	13.03 ft	200.00 ml/min
8/21/2024 1:47 PM	05:00	6.56 pH	21.50 °C	689.97 µS/cm	0.13 mg/L	31.80 NTU	46.3 mV	13.05 ft	200.00 ml/min
8/21/2024 1:52 PM	10:00	6.54 pH	21.39 °C	696.61 µS/cm	0.09 mg/L	24.40 NTU	43.4 mV	13.05 ft	200.00 ml/min
8/21/2024 1:57 PM	15:00	6.54 pH	20.88 °C	702.70 µS/cm	0.10 mg/L	18.20 NTU	41.9 mV	13.05 ft	200.00 ml/min
8/21/2024 1:58 PM	15:52	6.54 pH	20.83 °C	704.26 µS/cm	0.10 mg/L	18.20 NTU	41.7 mV	13.05 ft	200.00 ml/min

Samples

Sample ID:	Description:

Created using VuSitu from In-Situ, Inc.

Low-Flow Test Report:

Test Date / Time: 8/20/2024 2:46:39 PM
Project: GP-Plant Hammond
Operator Name: Tristan Halterman

Location Name: INW-04 **Well Diameter: 2 in** **Casing Type: PVC** **Screen Length: 10 ft** **Top of Screen: 35.3 ft** **Total Depth: 45.3 ft** **Initial Depth to Water: 25.52 ft**	**Pump Type: Bladder** **Tubing Type: Polyethylene** **Pump Intake From TOC: 40.3 ft** **Estimated Total Volume Pumped: 4000 ml** **Flow Cell Volume: 90 ml** **Final Flow Rate: 200 ml/min** **Final Draw Down: 0.11 ft**	**Instrument Used: Aqua TROLL 400** **Serial Number: 968202**

Test Notes:
Field parameters only, no sample.
Fe = 5 mg/L Fe2+ = 10 mg/L.

Weather Conditions:
Sunny, 80 degrees F.

Low-Flow Readings:

Date Time	Elapsed Time	pH	Temperature	Specific Conductivity	RDO Concentration	Turbidity	ORP	Depth to Water	Flow
		+/- 0.1	+/- 0.5	+/- 5 %	+/- 0.2	+/- 5	+/- 10	+/- 0.3	
8/20/2024 2:46 PM	00:00	6.25 pH	24.23 °C	612.54 µS/cm	1.76 mg/L	9,999.0 NTU	-14.0 mV	25.63 ft	200.00 ml/min
8/20/2024 2:51 PM	05:00	6.31 pH	22.36 °C	636.28 µS/cm	0.91 mg/L	9,999.0 NTU	-21.2 mV	25.63 ft	200.00 ml/min
8/20/2024 2:56 PM	10:00	6.32 pH	22.12 °C	645.19 µS/cm	0.72 mg/L	9,999.0 NTU	-20.8 mV	25.63 ft	200.00 ml/min
8/20/2024 3:01 PM	15:00	6.32 pH	21.91 °C	648.61 µS/cm	0.59 mg/L	9,999.0 NTU	-25.2 mV	25.63 ft	200.00 ml/min

Samples

Sample ID:	Description:

Created using VuSitu from In-Situ, Inc.

Low-Flow Test Report:

Test Date / Time: 8/20/2024 5:12:45 PM
Project: GP-Plant Hammond
Operator Name: Elisabeth Russell

Location Name: INW-05 **Well Diameter: 2 in** **Casing Type: PVC** **Screen Length: 10 ft** **Top of Screen: 34.15 ft** **Total Depth: 44.15 ft** **Initial Depth to Water: 25.06 ft**	**Pump Type: Bladder** **Tubing Type: Polyethylene** **Pump Intake From TOC: 40 ft** **Estimated Total Volume Pumped: 3 liter** **Flow Cell Volume: 90 ml** **Final Flow Rate: 200 ml/min** **Final Draw Down: 0 ft**	**Instrument Used: Aqua TROLL 400** **Serial Number: 965586**

Test Notes:
Field parameters only, no sample.

Weather Conditions:
Sunny, 80 degrees F.

Low-Flow Readings:

Date Time	Elapsed Time	pH	Temperature	Specific Conductivity	RDO Concentration	Turbidity	ORP	Depth to Water	Flow
		+/- 0.1	+/- 0.5	+/- 5 %	+/- 0.2	+/- 5	+/- 10	+/- 0.3	
8/20/2024 5:12 PM	00:00	6.66 pH	26.77 °C	737.22 µS/cm	1.45 mg/L	1,000,000 NTU	-23.0 mV	25.06 ft	200.00 ml/min
8/20/2024 5:17 PM	05:00	6.74 pH	22.13 °C	778.22 µS/cm	0.77 mg/L	1,000,000 NTU	-50.1 mV	25.06 ft	200.00 ml/min
8/20/2024 5:22 PM	10:00	6.76 pH	21.55 °C	785.76 µS/cm	0.72 mg/L	1,000,000 NTU	-60.4 mV	25.06 ft	200.00 ml/min
8/20/2024 5:27 PM	15:00	6.78 pH	21.32 °C	794.71 µS/cm	0.65 mg/L	1,000,000 NTU	-69.5 mV	25.06 ft	200.00 ml/min

Samples

Sample ID:	Description:

Created using VuSitu from In-Situ, Inc.

Low-Flow Test Report:

Test Date / Time: 8/20/2024 2:43:15 PM
Project: GP-Plant Hammond
Operator Name: Elisabeth Russell

Location Name: PT-07 **Well Diameter: 2 in** **Casing Type: PVC** **Screen Length: 10 ft** **Top of Screen: 37.75 ft** **Total Depth: 47.75 ft** **Initial Depth to Water: 25.67 ft**	**Pump Type: Bladder** **Tubing Type: Polyethylene** **Pump Intake From TOC: 42 ft** **Estimated Total Volume Pumped: 14 liter** **Flow Cell Volume: 90 ml** **Final Flow Rate: 200 ml/min** **Final Draw Down: 0.08 ft**	**Instrument Used: Aqua TROLL 400** **Serial Number: 965586**

Test Notes:
Metals.
Fe = >7 mg/L Fe2+ = 1.7 mg/L.

Weather Conditions:
Sunny, 80 degrees F.

Low-Flow Readings:

Date Time	Elapsed Time	pH	Temperature	Specific Conductivity	RDO Concentration	Turbidity	ORP	Depth to Water	Flow
		+/- 0.1	+/- 0.5	+/- 5 %	+/- 0.2	+/- 5	+/- 10	+/- 0.3	
8/20/2024 2:43 PM	00:00	6.71 pH	25.26 °C	766.38 µS/cm	2.02 mg/L	1,000,000 NTU	-49.4 mV	25.75 ft	200.00 ml/min
8/20/2024 2:48 PM	05:00	6.73 pH	22.88 °C	793.25 µS/cm	1.27 mg/L	1,000,000 NTU	-79.4 mV	25.75 ft	200.00 ml/min
8/20/2024 2:53 PM	10:00	6.76 pH	22.39 °C	795.18 µS/cm	0.88 mg/L	104.50 NTU	-86.6 mV	25.75 ft	200.00 ml/min
8/20/2024 2:58 PM	15:00	6.79 pH	22.24 °C	798.43 µS/cm	0.62 mg/L	36.20 NTU	-91.0 mV	25.75 ft	200.00 ml/min
8/20/2024 3:03 PM	20:00	6.80 pH	22.04 °C	794.75 µS/cm	0.50 mg/L	24.10 NTU	-92.1 mV	25.75 ft	200.00 ml/min
8/20/2024 3:08 PM	25:00	6.81 pH	22.08 °C	796.54 µS/cm	0.44 mg/L	15.80 NTU	-92.9 mV	25.75 ft	200.00 ml/min
8/20/2024 3:13 PM	30:00	6.82 pH	21.93 °C	796.72 µS/cm	0.34 mg/L	14.10 NTU	-92.9 mV	25.75 ft	200.00 ml/min
8/20/2024 3:18 PM	35:00	6.83 pH	22.02 °C	796.94 µS/cm	0.27 mg/L	12.20 NTU	-93.2 mV	25.75 ft	200.00 ml/min
8/20/2024 3:23 PM	40:00	6.83 pH	21.86 °C	794.82 µS/cm	0.23 mg/L	10.80 NTU	-92.5 mV	25.75 ft	200.00 ml/min
8/20/2024 3:28 PM	45:00	6.83 pH	21.90 °C	796.14 µS/cm	0.20 mg/L	7.76 NTU	-93.0 mV	25.75 ft	200.00 ml/min
8/20/2024 3:33 PM	50:00	6.83 pH	21.94 °C	794.57 µS/cm	0.18 mg/L	6.88 NTU	-91.7 mV	25.75 ft	200.00 ml/min
8/20/2024 3:38 PM	55:00	6.83 pH	22.08 °C	793.87 µS/cm	0.16 mg/L	6.31 NTU	-92.6 mV	25.75 ft	200.00 ml/min
8/20/2024 3:43 PM	01:00:00	6.84 pH	21.86 °C	789.42 µS/cm	0.15 mg/L	5.69 NTU	-92.0 mV	25.75 ft	200.00 ml/min
8/20/2024 3:48 PM	01:05:00	6.84 pH	21.73 °C	790.53 µS/cm	0.13 mg/L	5.00 NTU	-91.6 mV	25.75 ft	200.00 ml/min

Samples

Sample ID:	Description:
HAM-PT-07	Grab.

Low-Flow Test Report:

Test Date / Time: 8/20/2024 12:49:34 PM
Project: GP-Plant Hammond
Operator Name: Tristan Halterman

Location Name: PT-08 **Well Diameter: 2 in** **Casing Type: PVC** **Screen Length: 10 ft** **Top of Screen: 32.2 ft** **Total Depth: 42.2 ft** **Initial Depth to Water: 25.8 ft**	**Pump Type: Bladder** **Tubing Type: Polyethylene** **Pump Intake From TOC: 37.2 ft** **Estimated Total Volume Pumped: 8000 ml** **Flow Cell Volume: 90 ml** **Final Flow Rate: 200 ml/min** **Final Draw Down: 0.02 ft**	**Instrument Used: Aqua TROLL 400** **Serial Number: 968202**

Test Notes:
Metals.
Fe2+ = 6.0 mg/L Fe = 4.5 mg/L.

Weather Conditions:
Sunny, 80 degrees F.

Low-Flow Readings:

Date Time	Elapsed Time	pH	Temperature	Specific Conductivity	RDO Concentration	Turbidity	ORP	Depth to Water	Flow
		+/- 0.1	+/- 0.5	+/- 5 %	+/- 0.2	+/- 5	+/- 10	+/- 0.3	
8/20/2024 12:49 PM	00:00	6.39 pH	25.05 °C	650.04 µS/cm	1.86 mg/L	32.70 NTU	-26.3 mV	25.81 ft	200.00 ml/min
8/20/2024 12:54 PM	05:00	6.40 pH	22.35 °C	658.66 µS/cm	0.99 mg/L	18.80 NTU	-26.4 mV	25.81 ft	200.00 ml/min
8/20/2024 12:59 PM	10:00	6.40 pH	21.99 °C	678.95 µS/cm	0.54 mg/L	13.10 NTU	-30.0 mV	25.82 ft	200.00 ml/min
8/20/2024 1:04 PM	15:00	6.40 pH	22.00 °C	686.02 µS/cm	0.28 mg/L	11.90 NTU	-29.4 mV	25.82 ft	200.00 ml/min
8/20/2024 1:09 PM	20:00	6.40 pH	21.85 °C	688.87 µS/cm	0.19 mg/L	8.07 NTU	-29.8 mV	25.82 ft	200.00 ml/min
8/20/2024 1:14 PM	25:00	6.39 pH	21.90 °C	689.44 µS/cm	0.14 mg/L	7.41 NTU	-29.9 mV	25.82 ft	200.00 ml/min
8/20/2024 1:19 PM	30:00	6.40 pH	21.81 °C	689.81 µS/cm	0.11 mg/L	4.77 NTU	-30.2 mV	25.82 ft	200.00 ml/min

Samples

Sample ID:	Description:
HAM-PT-08	Grab.

Low-Flow Test Report:

Test Date / Time: 8/21/2024 1:19:31 PM
Project: GP-Plant Hammond
Operator Name: Tristan Halterman

Location Name: PT-09 **Well Diameter: 2 in** **Casing Type: PVC** **Screen Length: 10 ft** **Top of Screen: 20.47 ft** **Total Depth: 30.47 ft** **Initial Depth to Water: 16.45 ft**	**Pump Type: Peristaltic** **Tubing Type: Polyethylene** **Pump Intake From TOC: 25.47 ft** **Estimated Total Volume Pumped: 34000 ml** **Flow Cell Volume: 90 ml** **Final Flow Rate: 200 ml/min** **Final Draw Down: 0 ft**	**Instrument Used: Aqua TROLL 400** **Serial Number: 968202**

Test Notes:
Metals.
Fe2+ = 0 mg/L Fe = 0 mg/L.

Weather Conditions:
Sunny, 75 degrees F.

Low-Flow Readings:

Date Time	Elapsed Time	pH	Temperature	Specific Conductivity	RDO Concentration	Turbidity	ORP	Depth to Water	Flow
		+/- 0.1	+/- 0.5	+/- 5 %	+/- 0.2	+/- 5	+/- 10	+/- 0.3	
8/21/2024 1:19 PM	00:00	6.59 pH	24.79 °C	684.89 µS/cm	0.53 mg/L	90.80 NTU	49.4 mV	16.49 ft	200.00 ml/min
8/21/2024 1:24 PM	05:00	6.83 pH	22.62 °C	699.73 µS/cm	0.21 mg/L	104.00 NTU	44.8 mV	16.45 ft	200.00 ml/min
8/21/2024 1:29 PM	10:00	6.87 pH	21.83 °C	700.49 µS/cm	0.17 mg/L	93.50 NTU	43.6 mV	16.45 ft	200.00 ml/min
8/21/2024 1:34 PM	15:00	6.88 pH	22.23 °C	697.25 µS/cm	0.17 mg/L	82.60 NTU	45.7 mV	16.45 ft	200.00 ml/min
8/21/2024 1:39 PM	20:00	6.89 pH	21.81 °C	693.35 µS/cm	0.18 mg/L	74.90 NTU	49.5 mV	16.45 ft	200.00 ml/min
8/21/2024 1:44 PM	25:00	6.89 pH	21.99 °C	692.53 µS/cm	0.19 mg/L	70.40 NTU	51.3 mV	16.45 ft	200.00 ml/min
8/21/2024 1:49 PM	30:00	6.88 pH	22.26 °C	689.60 µS/cm	0.18 mg/L	64.10 NTU	52.8 mV	16.45 ft	200.00 ml/min
8/21/2024 1:54 PM	35:00	6.89 pH	22.11 °C	687.64 µS/cm	0.25 mg/L	65.90 NTU	54.6 mV	16.45 ft	200.00 ml/min
8/21/2024 1:59 PM	40:00	6.89 pH	21.60 °C	685.87 µS/cm	0.22 mg/L	58.50 NTU	56.3 mV	16.45 ft	200.00 ml/min
8/21/2024 2:04 PM	45:00	6.89 pH	21.87 °C	681.36 µS/cm	0.19 mg/L	57.00 NTU	57.8 mV	16.45 ft	200.00 ml/min
8/21/2024 2:09 PM	50:00	6.88 pH	22.10 °C	678.48 µS/cm	0.21 mg/L	52.40 NTU	59.0 mV	16.45 ft	200.00 ml/min
8/21/2024 2:14 PM	55:00	6.87 pH	22.42 °C	677.27 µS/cm	0.24 mg/L	43.80 NTU	60.3 mV	16.45 ft	200.00 ml/min
8/21/2024 2:19 PM	01:00:00	6.87 pH	22.64 °C	675.57 µS/cm	0.27 mg/L	38.60 NTU	62.1 mV	16.45 ft	200.00 ml/min

8/21/2024 2:24 PM	01:05:00	6.87 pH	22.08 °C	679.77 µS/cm	0.25 mg/L	34.90 NTU	64.9 mV	16.45 ft	200.00 ml/min
8/21/2024 2:29 PM	01:10:00	6.86 pH	22.28 °C	681.45 µS/cm	0.23 mg/L	30.70 NTU	66.5 mV	16.45 ft	200.00 ml/min
8/21/2024 2:34 PM	01:15:00	6.85 pH	23.02 °C	680.28 µS/cm	0.24 mg/L	27.60 NTU	67.9 mV	16.45 ft	200.00 ml/min
8/21/2024 2:39 PM	01:20:00	6.85 pH	22.43 °C	678.17 µS/cm	0.26 mg/L	23.40 NTU	86.1 mV	16.45 ft	200.00 ml/min
8/21/2024 2:44 PM	01:25:00	6.85 pH	22.82 °C	678.87 µS/cm	0.23 mg/L	19.80 NTU	72.7 mV	16.45 ft	200.00 ml/min
8/21/2024 2:49 PM	01:30:00	6.85 pH	22.03 °C	679.50 µS/cm	0.29 mg/L	19.00 NTU	74.7 mV	16.45 ft	200.00 ml/min
8/21/2024 2:54 PM	01:35:00	6.85 pH	22.73 °C	680.87 µS/cm	0.28 mg/L	17.40 NTU	74.4 mV	16.45 ft	200.00 ml/min
8/21/2024 2:59 PM	01:40:00	6.84 pH	23.01 °C	672.68 µS/cm	0.64 mg/L	15.40 NTU	94.4 mV	16.45 ft	200.00 ml/min
8/21/2024 3:04 PM	01:45:00	6.84 pH	23.02 °C	673.17 µS/cm	0.26 mg/L	11.30 NTU	100.8 mV	16.45 ft	200.00 ml/min
8/21/2024 3:09 PM	01:50:00	6.84 pH	23.15 °C	668.87 µS/cm	0.26 mg/L	11.30 NTU	85.1 mV	16.45 ft	200.00 ml/min
8/21/2024 3:14 PM	01:55:00	6.83 pH	23.33 °C	668.32 µS/cm	0.24 mg/L	10.21 NTU	86.9 mV	16.45 ft	200.00 ml/min
8/21/2024 3:19 PM	02:00:00	6.85 pH	23.31 °C	660.35 µS/cm	0.30 mg/L	10.09 NTU	90.4 mV	16.45 ft	200.00 ml/min
8/21/2024 3:24 PM	02:05:00	6.83 pH	23.06 °C	662.19 µS/cm	0.34 mg/L	9.75 NTU	93.0 mV	16.45 ft	200.00 ml/min
8/21/2024 3:29 PM	02:10:00	6.84 pH	23.15 °C	668.24 µS/cm	0.33 mg/L	7.04 NTU	95.0 mV	16.45 ft	200.00 ml/min
8/21/2024 3:34 PM	02:15:00	6.84 pH	23.24 °C	664.79 µS/cm	0.31 mg/L	7.25 NTU	96.7 mV	16.45 ft	200.00 ml/min
8/21/2024 3:39 PM	02:20:00	6.84 pH	23.07 °C	663.17 µS/cm	0.36 mg/L	6.79 NTU	99.5 mV	16.45 ft	200.00 ml/min
8/21/2024 3:44 PM	02:25:00	6.83 pH	23.20 °C	660.58 µS/cm	0.47 mg/L	5.84 NTU	128.4 mV	16.45 ft	200.00 ml/min
8/21/2024 3:49 PM	02:30:00	6.83 pH	23.16 °C	657.18 µS/cm	0.31 mg/L	5.47 NTU	107.0 mV	16.45 ft	200.00 ml/min
8/21/2024 3:54 PM	02:35:00	6.83 pH	23.47 °C	658.52 µS/cm	0.30 mg/L	5.12 NTU	106.9 mV	16.45 ft	200.00 ml/min
8/21/2024 3:59 PM	02:40:00	6.83 pH	23.47 °C	665.92 µS/cm	0.30 mg/L	4.84 NTU	108.0 mV	16.45 ft	200.00 ml/min

Samples

Sample ID:	Description:
HAM-PT-09	Grab.

Low-Flow Test Report:

Test Date / Time: 8/20/2024 4:04:07 PM
Project: GP-Plant Hammond
Operator Name: Tristan Halterman

Location Name: PT-10 **Well Diameter: 2 in** **Casing Type: PVC** **Screen Length: 10 ft** **Top of Screen: 20.45 ft** **Total Depth: 30.45 ft** **Initial Depth to Water: 16.51 ft**	**Pump Type: Peristaltic** **Tubing Type: Polyethylene** **Pump Intake From TOC: 25.45 ft** **Estimated Total Volume Pumped: 9000 ml** **Flow Cell Volume: 90 ml** **Final Flow Rate: 200 ml/min** **Final Draw Down: 0.02 ft**	**Instrument Used: Aqua TROLL 400** **Serial Number: 968202**

Test Notes:
Metals.
Fe2+ = 0 mg/L Fe = 0 mg/L

Weather Conditions:
Sunny, 85 degrees F

Low-Flow Readings:

Date Time	Elapsed Time	pH	Temperature	Specific Conductivity	RDO Concentration	Turbidity	ORP	Depth to Water	Flow
		+/- 0.1	+/- 0.5	+/- 5 %	+/- 0.2	+/- 5	+/- 10	+/- 0.3	
8/20/2024 4:04 PM	00:00	6.65 pH	25.88 °C	624.90 µS/cm	0.54 mg/L	27.80 NTU	100.3 mV	16.53 ft	200.00 ml/min
8/20/2024 4:09 PM	05:00	6.81 pH	23.35 °C	667.66 µS/cm	0.35 mg/L	22.00 NTU	96.9 mV	16.53 ft	200.00 ml/min
8/20/2024 4:14 PM	10:00	6.84 pH	23.20 °C	672.19 µS/cm	0.68 mg/L	18.20 NTU	121.9 mV	16.53 ft	200.00 ml/min
8/20/2024 4:19 PM	15:00	6.86 pH	22.79 °C	670.00 µS/cm	0.50 mg/L	13.90 NTU	104.9 mV	16.53 ft	200.00 ml/min
8/20/2024 4:24 PM	20:00	6.85 pH	23.02 °C	673.75 µS/cm	0.53 mg/L	8.19 NTU	134.2 mV	16.53 ft	200.00 ml/min
8/20/2024 4:29 PM	25:00	6.87 pH	22.80 °C	669.19 µS/cm	0.48 mg/L	7.15 NTU	113.2 mV	16.53 ft	200.00 ml/min
8/20/2024 4:34 PM	30:00	6.87 pH	22.95 °C	668.09 µS/cm	0.43 mg/L	5.27 NTU	142.0 mV	16.53 ft	200.00 ml/min
8/20/2024 4:39 PM	35:00	6.86 pH	22.76 °C	664.93 µS/cm	0.48 mg/L	4.27 NTU	149.9 mV	16.53 ft	200.00 ml/min

Samples

Sample ID:	Description:
HAM-PT-10	Grab.

Low-Flow Test Report:

Test Date / Time: 8/21/2024 9:28:33 AM
Project: GP-Plant Hammond
Operator Name: Tristan Halterman

Location Name: PT-11 **Well Diameter: 2 in** **Casing Type: PVC** **Screen Length: 10 ft** **Top of Screen: 16.9 ft** **Total Depth: 26.9 ft** **Initial Depth to Water: 13.05 ft**	**Pump Type: Peristaltic** **Tubing Type: Polyethylene** **Pump Intake From TOC: 21.9 ft** **Estimated Total Volume Pumped: 40000 ml** **Flow Cell Volume: 90 ml** **Final Flow Rate: 200 ml/min** **Final Draw Down: 0.01 ft**	**Instrument Used: Aqua TROLL 400** **Serial Number: 968202**

Test Notes:
Metals.
Fe2+ = 0 mg/L Fe = 0 mg/L

Weather Conditions:
Sunny, 70 degrees F.

Low-Flow Readings:

Date Time	Elapsed Time	pH	Temperature	Specific Conductivity	RDO Concentration	Turbidity	ORP	Depth to Water	Flow
		+/- 0.1	+/- 0.5	+/- 5 %	+/- 0.2	+/- 5	+/- 10	+/- 0.3	
8/21/2024 9:28 AM	00:00	6.52 pH	22.37 °C	623.82 µS/cm	0.68 mg/L	32.60 NTU	116.2 mV	13.05 ft	200.00 ml/min
8/21/2024 9:33 AM	05:00	6.77 pH	21.01 °C	664.09 µS/cm	0.60 mg/L	48.60 NTU	118.9 mV	13.05 ft	200.00 ml/min
8/21/2024 9:38 AM	10:00	6.83 pH	20.88 °C	665.81 µS/cm	0.43 mg/L	51.00 NTU	93.8 mV	13.05 ft	200.00 ml/min
8/21/2024 9:43 AM	15:00	6.84 pH	20.87 °C	662.73 µS/cm	0.41 mg/L	43.60 NTU	92.0 mV	13.05 ft	200.00 ml/min
8/21/2024 9:48 AM	20:00	6.84 pH	20.87 °C	662.25 µS/cm	0.23 mg/L	42.00 NTU	114.8 mV	13.05 ft	200.00 ml/min
8/21/2024 9:53 AM	25:00	6.84 pH	21.01 °C	652.56 µS/cm	0.38 mg/L	37.30 NTU	97.6 mV	13.05 ft	200.00 ml/min
8/21/2024 9:58 AM	30:00	6.84 pH	21.03 °C	656.12 µS/cm	0.71 mg/L	33.70 NTU	97.4 mV	13.05 ft	200.00 ml/min
8/21/2024 10:03 AM	35:00	6.84 pH	21.05 °C	653.76 µS/cm	0.67 mg/L	31.80 NTU	98.6 mV	13.05 ft	200.00 ml/min
8/21/2024 10:08 AM	40:00	6.84 pH	21.10 °C	650.65 µS/cm	0.62 mg/L	25.30 NTU	100.0 mV	13.05 ft	200.00 ml/min
8/21/2024 10:13 AM	45:00	6.83 pH	21.14 °C	651.54 µS/cm	0.36 mg/L	20.40 NTU	101.4 mV	13.05 ft	200.00 ml/min
8/21/2024 10:18 AM	50:00	6.84 pH	21.18 °C	651.14 µS/cm	0.34 mg/L	19.20 NTU	102.7 mV	13.06 ft	200.00 ml/min
8/21/2024 10:23 AM	55:00	6.84 pH	21.25 °C	652.48 µS/cm	0.33 mg/L	14.10 NTU	103.8 mV	13.06 ft	200.00 ml/min
8/21/2024 10:28 AM	01:00:00	6.84 pH	21.37 °C	644.58 µS/cm	0.30 mg/L	12.30 NTU	105.4 mV	13.06 ft	200.00 ml/min

8/21/2024 10:33 AM	01:05:00	6.83 pH	21.14 °C	652.90 µS/cm	0.26 mg/L	12.40 NTU	106.9 mV	13.06 ft	200.00 ml/min
8/21/2024 10:38 AM	01:10:00	6.83 pH	21.20 °C	645.92 µS/cm	0.23 mg/L	12.10 NTU	107.9 mV	13.07 ft	200.00 ml/min
8/21/2024 10:43 AM	01:15:00	6.83 pH	21.41 °C	647.42 µS/cm	0.21 mg/L	10.10 NTU	107.7 mV	13.07 ft	200.00 ml/min
8/21/2024 10:48 AM	01:20:00	6.83 pH	21.38 °C	646.55 µS/cm	0.19 mg/L	9.14 NTU	107.8 mV	13.07 ft	200.00 ml/min
8/21/2024 10:53 AM	01:25:00	6.83 pH	21.63 °C	640.34 µS/cm	0.17 mg/L	10.10 NTU	108.5 mV	13.07 ft	200.00 ml/min
8/21/2024 10:58 AM	01:30:00	6.83 pH	21.59 °C	641.03 µS/cm	0.15 mg/L	17.90 NTU	109.2 mV	13.07 ft	200.00 ml/min
8/21/2024 11:03 AM	01:35:00	6.84 pH	21.45 °C	639.79 µS/cm	0.14 mg/L	20.10 NTU	107.8 mV	13.07 ft	200.00 ml/min
8/21/2024 11:08 AM	01:40:00	6.83 pH	21.57 °C	638.02 µS/cm	0.30 mg/L	14.00 NTU	107.8 mV	13.07 ft	200.00 ml/min
8/21/2024 11:13 AM	01:45:00	6.84 pH	21.32 °C	641.18 µS/cm	0.14 mg/L	13.40 NTU	108.3 mV	13.07 ft	200.00 ml/min
8/21/2024 11:18 AM	01:50:00	6.83 pH	21.34 °C	643.12 µS/cm	0.12 mg/L	11.80 NTU	108.4 mV	13.07 ft	200.00 ml/min
8/21/2024 11:23 AM	01:55:00	6.83 pH	21.29 °C	638.13 µS/cm	0.15 mg/L	11.60 NTU	108.0 mV	13.07 ft	200.00 ml/min
8/21/2024 11:28 AM	02:00:00	6.83 pH	21.68 °C	635.85 µS/cm	0.17 mg/L	10.30 NTU	108.0 mV	13.07 ft	200.00 ml/min
8/21/2024 11:33 AM	02:05:00	6.83 pH	21.51 °C	618.42 µS/cm	0.15 mg/L	10.20 NTU	109.7 mV	13.07 ft	200.00 ml/min
8/21/2024 11:38 AM	02:10:00	6.82 pH	21.54 °C	632.64 µS/cm	0.14 mg/L	8.20 NTU	110.6 mV	13.07 ft	200.00 ml/min
8/21/2024 11:43 AM	02:15:00	6.83 pH	21.63 °C	644.80 µS/cm	0.09 mg/L	7.03 NTU	111.9 mV	13.07 ft	200.00 ml/min
8/21/2024 11:48 AM	02:20:00	6.83 pH	21.58 °C	639.36 µS/cm	0.10 mg/L	6.52 NTU	111.8 mV	13.07 ft	200.00 ml/min
8/21/2024 11:53 AM	02:25:00	6.82 pH	21.56 °C	642.97 µS/cm	0.11 mg/L	7.70 NTU	112.4 mV	13.07 ft	200.00 ml/min
8/21/2024 11:58 AM	02:30:00	6.84 pH	21.54 °C	641.87 µS/cm	0.11 mg/L	6.07 NTU	111.9 mV	13.07 ft	200.00 ml/min
8/21/2024 12:03 PM	02:35:00	6.82 pH	21.87 °C	646.04 µS/cm	0.08 mg/L	5.65 NTU	112.6 mV	13.07 ft	200.00 ml/min
8/21/2024 12:08 PM	02:40:00	6.82 pH	21.94 °C	656.34 µS/cm	0.08 mg/L	5.87 NTU	113.3 mV	13.07 ft	200.00 ml/min
8/21/2024 12:13 PM	02:45:00	6.82 pH	21.85 °C	653.48 µS/cm	0.13 mg/L	5.03 NTU	114.1 mV	13.07 ft	200.00 ml/min
8/21/2024 12:18 PM	02:50:00	6.82 pH	21.90 °C	658.01 µS/cm	1.20 mg/L	4.24 NTU	146.1 mV	13.07 ft	200.00 ml/min
8/21/2024 12:23 PM	02:55:00	6.83 pH	21.37 °C	659.04 µS/cm	1.39 mg/L	4.16 NTU	120.4 mV	13.06 ft	200.00 ml/min
8/21/2024 12:28 PM	03:00:00	6.82 pH	21.45 °C	676.95 µS/cm	0.17 mg/L	3.86 NTU	115.2 mV	13.06 ft	200.00 ml/min
8/21/2024 12:33 PM	03:05:00	6.83 pH	21.69 °C	665.53 µS/cm	0.16 mg/L	3.66 NTU	113.5 mV	13.06 ft	200.00 ml/min
8/21/2024 12:38 PM	03:10:00	6.82 pH	21.37 °C	660.19 µS/cm	0.12 mg/L	4.40 NTU	112.5 mV	13.06 ft	200.00 ml/min

Samples

Sample ID:	Description:

HAM-PT-11	Grab.

Low-Flow Test Report:

Test Date / Time: 8/21/2024 9:34:46 AM
Project: GP-Plant Hammond
Operator Name: Elisabeth Russell

Location Name: PT-12 **Well Diameter: 2 in** **Casing Type: PVC** **Screen Length: 10 ft** **Top of Screen: 17.3 ft** **Total Depth: 27.3 ft** **Initial Depth to Water: 12.81 ft**	**Pump Type: peri** **Tubing Type: Polyethylene** **Pump Intake From TOC: 22 ft** **Estimated Total Volume Pumped: 39.5 liter** **Flow Cell Volume: 90 ml** **Final Flow Rate: 200 ml/min** **Final Draw Down: 0.02 ft**	**Instrument Used: Aqua TROLL 400** **Serial Number: 965586**

Test Notes:
Metals.
Fe = 0 mg/l Fe2+ = 0 mg/L.

Weather Conditions:
Sunny, 80 degrees F.

Low-Flow Readings:

Date Time	Elapsed Time	pH	Temperature	Specific Conductivity	RDO Concentration	Turbidity	ORP	Depth to Water	Flow
		+/- 0.1	+/- 0.5	+/- 5 %	+/- 0.2	+/- 5	+/- 10	+/- 0.3	
8/21/2024 9:34 AM	00:00	6.77 pH	19.61 °C	663.10 µS/cm	0.54 mg/L	1,000,000 NTU	59.0 mV	12.81 ft	200.00 ml/min
8/21/2024 9:39 AM	05:00	6.76 pH	19.54 °C	705.81 µS/cm	0.42 mg/L	1,000,000 NTU	60.1 mV	12.81 ft	200.00 ml/min
8/21/2024 9:44 AM	10:00	6.79 pH	19.52 °C	706.47 µS/cm	0.43 mg/L	1,000,000 NTU	60.2 mV	12.83 ft	200.00 ml/min
8/21/2024 9:49 AM	15:00	6.81 pH	19.54 °C	710.86 µS/cm	0.35 mg/L	1,000,000 NTU	60.7 mV	12.83 ft	200.00 ml/min
8/21/2024 9:54 AM	20:00	6.83 pH	19.59 °C	711.61 µS/cm	0.44 mg/L	1,000,000 NTU	61.0 mV	12.83 ft	200.00 ml/min
8/21/2024 9:59 AM	25:00	6.83 pH	19.59 °C	705.66 µS/cm	0.42 mg/L	1,000,000 NTU	62.0 mV	12.83 ft	200.00 ml/min
8/21/2024 10:04 AM	30:00	6.85 pH	19.65 °C	709.78 µS/cm	0.29 mg/L	1,000,000 NTU	61.6 mV	12.83 ft	200.00 ml/min
8/21/2024 10:09 AM	35:00	6.84 pH	19.71 °C	713.72 µS/cm	0.33 mg/L	1,000,000 NTU	62.3 mV	12.83 ft	200.00 ml/min
8/21/2024 10:14 AM	40:00	6.84 pH	19.75 °C	711.28 µS/cm	0.29 mg/L	99.80 NTU	62.5 mV	12.83 ft	200.00 ml/min
8/21/2024 10:19 AM	45:00	6.84 pH	19.85 °C	711.20 µS/cm	0.36 mg/L	100.30 NTU	62.7 mV	12.83 ft	200.00 ml/min
8/21/2024 10:24 AM	50:00	6.84 pH	19.90 °C	709.98 µS/cm	0.33 mg/L	97.80 NTU	62.7 mV	12.83 ft	200.00 ml/min
8/21/2024 10:29 AM	55:00	6.83 pH	20.00 °C	707.97 µS/cm	0.33 mg/L	91.90 NTU	62.9 mV	12.83 ft	200.00 ml/min
8/21/2024 10:34 AM	01:00:00	6.83 pH	20.21 °C	708.28 µS/cm	0.34 mg/L	87.70 NTU	63.0 mV	12.83 ft	200.00 ml/min
8/21/2024 10:39 AM	01:05:00	6.46 pH	21.03 °C	666.98 µS/cm	0.66 mg/L	82.40 NTU	70.2 mV	12.83 ft	200.00 ml/min
8/21/2024 10:44 AM	01:10:00	6.44 pH	21.65 °C	683.12 µS/cm	0.11 mg/L	65.60 NTU	65.6 mV	12.83 ft	200.00 ml/min

8/21/2024 10:49 AM	01:15:00	6.69 pH	21.41 °C	696.79 µS/cm	0.08 mg/L	77.50 NTU	63.7 mV	12.83 ft	200.00 ml/min
8/21/2024 10:54 AM	01:20:00	6.75 pH	21.46 °C	698.40 µS/cm	0.20 mg/L	83.60 NTU	63.7 mV	12.83 ft	200.00 ml/min
8/21/2024 10:59 AM	01:25:00	6.75 pH	21.54 °C	700.10 µS/cm	0.23 mg/L	75.40 NTU	63.9 mV	12.83 ft	200.00 ml/min
8/21/2024 11:04 AM	01:30:00	6.78 pH	21.50 °C	696.46 µS/cm	0.27 mg/L	87.20 NTU	63.3 mV	12.83 ft	200.00 ml/min
8/21/2024 11:09 AM	01:35:00	6.80 pH	21.75 °C	695.34 µS/cm	0.09 mg/L	75.00 NTU	62.9 mV	12.83 ft	200.00 ml/min
8/21/2024 11:14 AM	01:40:00	6.81 pH	21.45 °C	698.08 µS/cm	0.07 mg/L	68.00 NTU	63.0 mV	12.83 ft	200.00 ml/min
8/21/2024 11:19 AM	01:45:00	6.81 pH	21.59 °C	697.62 µS/cm	0.07 mg/L	55.10 NTU	62.9 mV	12.83 ft	200.00 ml/min
8/21/2024 11:24 AM	01:50:00	6.81 pH	21.62 °C	696.40 µS/cm	0.06 mg/L	49.10 NTU	63.0 mV	12.83 ft	200.00 ml/min
8/21/2024 11:29 AM	01:55:00	6.81 pH	22.06 °C	697.54 µS/cm	0.06 mg/L	45.60 NTU	62.0 mV	12.83 ft	200.00 ml/min
8/21/2024 11:34 AM	02:00:00	6.81 pH	21.83 °C	693.25 µS/cm	0.06 mg/L	40.00 NTU	62.5 mV	12.83 ft	200.00 ml/min
8/21/2024 11:39 AM	02:05:00	6.81 pH	21.79 °C	695.41 µS/cm	0.06 mg/L	37.80 NTU	62.7 mV	12.83 ft	200.00 ml/min
8/21/2024 11:44 AM	02:10:00	6.81 pH	21.72 °C	696.34 µS/cm	0.06 mg/L	33.40 NTU	62.8 mV	12.83 ft	200.00 ml/min
8/21/2024 11:49 AM	02:15:00	6.81 pH	21.88 °C	697.88 µS/cm	0.06 mg/L	30.40 NTU	63.0 mV	12.83 ft	200.00 ml/min
8/21/2024 11:54 AM	02:20:00	6.81 pH	21.90 °C	699.22 µS/cm	0.06 mg/L	24.30 NTU	62.0 mV	12.83 ft	200.00 ml/min
8/21/2024 11:59 AM	02:25:00	6.81 pH	22.04 °C	699.08 µS/cm	0.06 mg/L	21.30 NTU	61.9 mV	12.83 ft	200.00 ml/min
8/21/2024 12:04 PM	02:30:00	6.81 pH	22.26 °C	695.27 µS/cm	0.06 mg/L	18.30 NTU	61.8 mV	12.83 ft	200.00 ml/min
8/21/2024 12:09 PM	02:35:00	6.81 pH	22.40 °C	695.46 µS/cm	0.06 mg/L	14.50 NTU	61.2 mV	12.83 ft	200.00 ml/min
8/21/2024 12:14 PM	02:40:00	6.82 pH	22.28 °C	690.47 µS/cm	0.05 mg/L	10.71 NTU	61.9 mV	12.83 ft	200.00 ml/min
8/21/2024 12:19 PM	02:45:00	6.82 pH	22.59 °C	694.41 µS/cm	0.06 mg/L	9.97 NTU	61.8 mV	12.83 ft	200.00 ml/min
8/21/2024 12:24 PM	02:50:00	6.83 pH	21.74 °C	695.58 µS/cm	0.06 mg/L	8.88 NTU	62.2 mV	12.83 ft	200.00 ml/min
8/21/2024 12:29 PM	02:55:00	6.83 pH	22.02 °C	706.69 µS/cm	0.25 mg/L	6.70 NTU	63.0 mV	12.83 ft	200.00 ml/min
8/21/2024 12:34 PM	03:00:00	6.83 pH	22.11 °C	669.88 µS/cm	0.16 mg/L	5.42 NTU	62.8 mV	12.83 ft	200.00 ml/min
8/21/2024 12:39 PM	03:05:00	6.84 pH	22.01 °C	704.74 µS/cm	0.08 mg/L	3.11 NTU	61.5 mV	12.83 ft	200.00 ml/min
8/21/2024 12:44 PM	03:10:00	6.84 pH	22.22 °C	700.15 µS/cm	0.06 mg/L	2.92 NTU	63.3 mV	12.83 ft	200.00 ml/min

Samples

Sample ID:	Description:
HAM-PT-12	

Low-Flow Test Report:

Test Date / Time: 8/20/2024 11:20:38 AM
Project: GP-Plant Hammond
Operator Name: Elisabeth Russell

Location Name: PT-13 **Well Diameter: 2 in** **Casing Type: PVC** **Screen Length: 10 ft** **Top of Screen: 35.3 ft** **Total Depth: 45.3 ft** **Initial Depth to Water: 25.3 ft**	**Pump Type: Bladder** **Tubing Type: Polyethylene** **Pump Intake From TOC: 49 ft** **Estimated Total Volume Pumped: 7 liter** **Flow Cell Volume: 90 ml** **Final Flow Rate: 200 ml/min** **Final Draw Down: 0.15 ft**	**Instrument Used: Aqua TROLL 400** **Serial Number: 965586**

Test Notes:
Metals.
Fe > 7 mg/L Fe2+ > 10mg/L.

Weather Conditions:
Sunny, 80 degrees F.

Low-Flow Readings:

Date Time	Elapsed Time	pH	Temperature	Specific Conductivity	RDO Concentration	Turbidity	ORP	Depth to Water	Flow
		+/- 0.1	+/- 0.5	+/- 5 %	+/- 0.2	+/- 5	+/- 10	+/- 0.3	
8/20/2024 11:20 AM	00:00	6.52 pH	21.99 °C	800.23 µS/cm	1.78 mg/L	80.10 NTU	-1.8 mV	25.45 ft	200.00 ml/min
8/20/2024 11:25 AM	05:00	6.55 pH	22.10 °C	795.34 µS/cm	1.39 mg/L	21.00 NTU	-19.8 mV	25.45 ft	200.00 ml/min
8/20/2024 11:30 AM	10:00	6.57 pH	22.04 °C	797.08 µS/cm	1.22 mg/L	17.50 NTU	-35.6 mV	25.45 ft	200.00 ml/min
8/20/2024 11:35 AM	15:00	6.59 pH	21.94 °C	794.09 µS/cm	1.13 mg/L	8.50 NTU	-45.8 mV	25.45 ft	200.00 ml/min
8/20/2024 11:40 AM	20:00	6.60 pH	21.86 °C	795.04 µS/cm	1.06 mg/L	7.76 NTU	-54.0 mV	25.45 ft	200.00 ml/min
8/20/2024 11:45 AM	25:00	6.61 pH	21.84 °C	794.28 µS/cm	1.00 mg/L	5.56 NTU	-58.2 mV	25.45 ft	200.00 ml/min
8/20/2024 11:50 AM	30:00	6.62 pH	21.82 °C	794.29 µS/cm	0.97 mg/L	3.99 NTU	-61.6 mV	25.45 ft	200.00 ml/min

Samples

Sample ID:	Description:
HAM-PT-13	Grab.

Created using VuSitu from In-Situ, Inc.

Low-Flow Test Report:

Test Date / Time: 8/20/2024 11:28:14 AM
Project: GP-Plant Hammond
Operator Name: Tristan Halterman

Location Name: PT-14 **Well Diameter: 2 in** **Casing Type: PVC** **Screen Length: 10 ft** **Top of Screen: 35.3 ft** **Total Depth: 45.3 ft** **Initial Depth to Water: 25.34 ft**	**Pump Type: Bladder** **Tubing Type: Polyethylene** **Pump Intake From TOC: 40.3 ft** **Estimated Total Volume Pumped: 8000 ml** **Flow Cell Volume: 90 ml** **Final Flow Rate: 200 ml/min** **Final Draw Down: 0.14 ft**	**Instrument Used: Aqua TROLL 400** **Serial Number: 968202**

Test Notes:
Metals.
Fe2+ = 3.0 mg/L Fe = 4.0 mg/L

Weather Conditions:
Sunny, windy, 80 degrees F.

Low-Flow Readings:

Date Time	Elapsed Time	pH	Temperature	Specific Conductivity	RDO Concentration	Turbidity	ORP	Depth to Water	Flow
		+/- 0.1	+/- 0.5	+/- 5 %	+/- 0.2	+/- 5	+/- 10	+/- 0.3	
8/20/2024 11:28 AM	00:00	6.55 pH	21.63 °C	844.11 µS/cm	2.21 mg/L	5.40 NTU	-67.4 mV	25.50 ft	200.00 ml/min
8/20/2024 11:33 AM	05:00	6.66 pH	21.21 °C	837.67 µS/cm	1.90 mg/L	5.27 NTU	-73.0 mV	25.50 ft	200.00 ml/min
8/20/2024 11:38 AM	10:00	6.69 pH	21.10 °C	840.13 µS/cm	1.75 mg/L	1.83 NTU	-80.8 mV	25.48 ft	200.00 ml/min
8/20/2024 11:43 AM	15:00	6.72 pH	21.13 °C	838.26 µS/cm	1.57 mg/L	1.82 NTU	-78.0 mV	25.48 ft	200.00 ml/min
8/20/2024 11:48 AM	20:00	6.72 pH	21.09 °C	837.50 µS/cm	1.56 mg/L	1.24 NTU	-83.6 mV	25.48 ft	200.00 ml/min
8/20/2024 11:53 AM	25:00	6.74 pH	21.01 °C	835.42 µS/cm	1.48 mg/L	1.98 NTU	-85.0 mV	25.48 ft	200.00 ml/min
8/20/2024 11:58 AM	30:00	6.75 pH	21.02 °C	834.47 µS/cm	1.51 mg/L	1.12 NTU	-81.1 mV	25.48 ft	200.00 ml/min

Samples

Sample ID:	Description:
HAM-PT-14	Grab.

Low-Flow Test Report:

Test Date / Time: 8/20/2024 12:50:18 PM
Project: GP-Plant Hammond
Operator Name: Elisabeth Russell

Location Name: PT-15 **Well Diameter: 2 in** **Casing Type: PVC** **Screen Length: 10 ft** **Top of Screen: 35.3 ft** **Total Depth: 45.3 ft** **Initial Depth to Water: 25.3 ft**	**Pump Type: Bladder** **Tubing Type: Polyethylene** **Pump Intake From TOC: 40 ft** **Estimated Total Volume Pumped: 6.5 liter** **Flow Cell Volume: 90 ml** **Final Flow Rate: 200 ml/min** **Final Draw Down: 0 ft**	**Instrument Used: Aqua TROLL 400** **Serial Number: 965586**

Test Notes:
Metals.
Fe = 5 mg/L Fe2+ = 2.5 mg/L.

Weather Conditions:
Sunny, 80 degrees F.

Low-Flow Readings:

Date Time	Elapsed Time	pH	Temperature	Specific Conductivity	RDO Concentration	Turbidity	ORP	Depth to Water	Flow
		+/- 0.1	+/- 0.5	+/- 5 %	+/- 0.2	+/- 5	+/- 10	+/- 0.3	
8/20/2024 12:50 PM	00:00	6.63 pH	24.33 °C	728.98 µS/cm	1.59 mg/L	14.60 NTU	-54.3 mV	25.30 ft	200.00 ml/min
8/20/2024 12:55 PM	05:00	6.66 pH	22.53 °C	744.15 µS/cm	1.23 mg/L	7.74 NTU	-62.0 mV	25.30 ft	200.00 ml/min
8/20/2024 1:00 PM	10:00	6.69 pH	22.26 °C	745.08 µS/cm	1.15 mg/L	4.83 NTU	-64.2 mV	25.30 ft	200.00 ml/min
8/20/2024 1:05 PM	15:00	6.70 pH	22.17 °C	741.49 µS/cm	0.94 mg/L	3.66 NTU	-64.5 mV	25.30 ft	200.00 ml/min
8/20/2024 1:10 PM	20:00	6.71 pH	22.03 °C	739.57 µS/cm	0.88 mg/L	3.90 NTU	-64.4 mV	25.30 ft	200.00 ml/min
8/20/2024 1:15 PM	25:00	6.72 pH	21.99 °C	741.05 µS/cm	0.91 mg/L	4.97 NTU	-63.2 mV	25.30 ft	200.00 ml/min
8/20/2024 1:20 PM	30:00	6.72 pH	21.77 °C	740.25 µS/cm	0.77 mg/L	4.41 NTU	-64.1 mV	25.30 ft	200.00 ml/min

Samples

Sample ID:	Description:
HAM-PT-15	Grab
HAM-AP1-FD-01	Grab.

CALIBRATION REPORTS

Site Name: Hammond

Calibrated By: Elisabeth Russell

Field Instrumentation Calibration Form

Date: 8/5/24

Field Conditions: Hot.

Instrument	Manufactuer/ Model	Serial Number
Water Quality Meter	Aquatrol	1080293
Turbidity Meter	LaMotte 2020e	SN596-3819

Calibration Standard Information				
Parameter	Standard	Lot #	Date of Expiration	Brand
Specific Conductance (µS/cm)	4,490	24005593	12/24	AR
pH (SU)	4.00	24005593	12/24	AR
pH (SU)	7.00	24004517	12/24	AR
pH (SU)	10.00	24000085	12/24	AR
D.O. (%)	N/A	—	—	AR
ORP (mV)	228.0	24006903	12/24	

Calibration					
Time Start	1500	Time Finish	1535		
Parameter	Standard	Calibration Value	Calibration Solution Temperature (°C)	Acceptance Criteria	Reference
Specific Conductance (µS/cm)	4,490	~~4490~~	37.25	± 10% of standard	EPA 2023
pH (SU)	4.00	4.0	37.06	± 0.1	GWMP
pH (SU)	7.00	7.0	36.11	± 0.1	GWMP
pH (SU)	10.00	10.0	36.09	± 0.1	GWMP
D.O. (%)	N/A	100.1	35.02	± 10%	NA
ORP (mV)	228.0	228	35.38	± 10	EPA 2023

	Standard	Calibration Value	Acceptance Criteria	Reference
Turbidity (NTU)	0.0	0.0	± 10% of standard	EPA 2023
	1.0	1.02		
	10.0	9.89		

Calibration Check					
Time Start		Time Finish			
Parameter	Standard	Calibration Value	Calibration Solution Temperature (°C)	Acceptance Criteria	Reference
Specific Conductance (µS/cm)	4,490			± 10% of standard	EPA 2023
pH (SU)	4.00			± 0.1	GWMP
pH (SU)	7.00			± 0.1	GWMP
pH (SU)	10.00			± 0.1	GWMP

	Standard	Calibration Value	Acceptance Criteria	Reference
Turbidity (NTU)			± 10% of standard	EPA 2023

N/A

Notes:

Site Name: Hammond

Field Instrumentation Calibration Form

Date: 8/6/24

Calibrated By: Elisabeth Russell

Field Conditions: 70-90, sunny

Instrument	Manufactuer/ Model	Serial Number
Water Quality Meter	Aquaprobe 400	1080293
Turbidity Meter	LaMotte 2020wi	~~1080293~~ ER SN1596-3019

Calibration Standard Information				
Parameter	Standard	Lot #	Date of Expiration	Brand
Specific Conductance (µS/cm)	4,490	24005593	12/24	AIR
pH (SU)	4.00	24003593	12/24	AIR
pH (SU)	7.00	24009517	12/24	AIR
pH (SU)	10.00	24000085	12/24	AIR
D.O. (%)	N/A	—	—	AIR
ORP (mV)	228.0	24006903	12/24	AIR

Calibration					
Time Start	730	Time Finish	800		
Parameter	Standard	Calibration Value	Calibration Solution Temperature (°C)	Acceptance Criteria	Reference
Specific Conductance (µS/cm)	4,490	4490	27.34	± 10% of standard	EPA 2023
pH (SU)	4.00	4.0	27.42	± 0.1	GWMP
pH (SU)	7.00	7.0	27.93	± 0.1	GWMP
pH (SU)	10.00	10.0	28.41	± 0.1	GWMP
D.O. (%)	N/A	100%	28.38	± 10%	NA
ORP (mV)	228.0	228	28.07	± 10	EPA 2023

	Standard	Calibration Value	Acceptance Criteria	Reference
Turbidity (NTU)	0	0.02	± 10% of standard	EPA 2023
	1	1.07		
	10	9.2		

Calibration Check					
Time Start		Time Finish			
Parameter	Standard	Calibration Value	Calibration Solution Temperature (°C)	Acceptance Criteria	Reference
Specific Conductance (µS/cm)	4,490			± 10% of standard	EPA 2023
pH (SU)	4.00			± 0.1	GWMP
pH (SU)	7.00			± 0.1	GWMP
pH (SU)	10.00			± 0.1	GWMP

	Standard	Calibration Value	Acceptance Criteria	Reference
Turbidity (NTU)			± 10% of standard	EPA 2023

Notes: Second well unexpectedly took 3.5 hours, no mid day calibration

Site Name Hammond

Calibrated By E Russell

Field Instrumentation Calibration Form

Date 8/7/24

Field Conditions 70-90, sunny

Instrument	Manufactuer/ Model	Serial Number
Water Quality Meter	Aquatroll 400	1080293
Turbidity Meter	Lamotte 2020t	SN1596-3019

Calibration Standard Information				
Parameter	Standard	Lot #	Date of Expiration	Brand
Specific Conductance (µS/cm)	4,490	24005593	12/24	AVR
pH (SU)	4 00	24005593	12/24	AIR
pH (SU)	7 00	24004517	12/24	AR
pH (SU)	10 00	24000085	12/24	AR
D O (%)	N/A	—	—	—
ORP (mV)	228 0	24006903	12/24	AVR

Calibration					
Time Start 800		Time Finish 835			
Parameter	Standard	Calibration Value	Calibration Solution Temperature (°C)	Acceptance Criteria	Reference
Specific Conductance (µS/cm)	4,490	4490	29.11	± 10% of standard	EPA 2023
pH (SU)	4.00	4.0	29.64	± 0.1	GWMP
pH (SU)	7.00	7.0	29.77	± 0.1	GWMP
pH (SU)	10 00	10.0	29.85	± 0.1	GWMP
D.O. (%)	N/A	—	29.31	± 10%	NA
ORP (mV)	228 0	228	29.34	± 10	EPA 2023

	Standard	Calibration Value	Acceptance Criteria	Reference
Turbidity (NTU)	0	0.1	± 10% of standard	EPA 2023
	1	1.0		
	10	9.92		

Calibration Check					
Time Start 1300		Time Finish 1315			
Parameter	Standard	Calibration Value	Calibration Solution Temperature (°C)	Acceptance Criteria	Reference
Specific Conductance (µS/cm)	4,490	4497	35.20	± 10% of standard	EPA 2023
pH (SU)	4 00	4.0	35.71	± 0.1	GWMP
pH (SU)	7 00	7.0	35.03	± 0.1	GWMP
pH (SU)	10 00	10.0	35.13	± 0.1	GWMP

	Standard	Calibration Value	Acceptance Criteria	Reference
Turbidity (NTU)	0	0.13	± 10% of standard	EPA 2023
	1	1.1		
	10	9.97		

Notes:

Site Name: Hammond

Calibrated By: E. Russell

Field Instrumentation Calibration Form

Date: 8/8/24

Field Conditions: 70-95, Sunny

Instrument	Manufactuer/ Model	Serial Number
Water Quality Meter	aquafroll	1080293
Turbidity Meter	Lamotte 2020t	SN-15963019

Calibration Standard Information				
Parameter	Standard	Lot #	Date of Expiration	Brand
Specific Conductance (µS/cm)	4,490	24005593	12/24	AIR
pH (SU)	4.00	24005593	12/24	AIR
pH (SU)	7.00	24004517	12/24	AIR
pH (SU)	10.00	24000085	12/24	AIR
D.O. (%)	N/A	—	—	—
ORP (mV)	228.0	24006903	12/24	AIR

Calibration					
Time Start 900		Time Finish			
Parameter	Standard	Calibration Value	Calibration Solution Temperature (°C)	Acceptance Criteria	Reference
Specific Conductance (µS/cm)	4,490	4490	28.17	± 10% of standard	EPA 2023
pH (SU)	4.00	4.0	28.54	± 0.1	GWMP
pH (SU)	7.00	7.0	28.78	± 0.1	GWMP
pH (SU)	10.00	10.0	28.62	± 0.1	GWMP
D.O. (%)	N/A	100%	28.18	± 10%	NA
ORP (mV)	228.0	228	28.87	± 10	EPA 2023

	Standard	Calibration Value	Acceptance Criteria	Reference
Turbidity (NTU)	0	-0.07	± 10% of standard	EPA 2023
	1	1.0		
	10	9.90		

Calibration Check					
Time Start 1410		Time Finish 1430			
Parameter	Standard	Calibration Value	Calibration Solution Temperature (°C)	Acceptance Criteria	Reference
Specific Conductance (µS/cm)	4,490	4490	35.64	± 10% of standard	EPA 2023
pH (SU)	4.00	4.0	35.33	± 0.1	GWMP
pH (SU)	7.00	7.0	34.25	± 0.1	GWMP
pH (SU)	10.00	10.0	33.45	± 0.1	GWMP

	Standard	Calibration Value	Acceptance Criteria	Reference
Turbidity (NTU)	0	-0.10	± 10% of standard	EPA 2023
	1	1.07		
	10	9.98		

Notes

Site Name Plant Hammond

Field Instrumentation Calibration Form

Date 8/9/24

Calibrated By E. Russell

Field Conditions 70-80, Sun

Instrument	Manufactuer/ Model	Serial Number
Water Quality Meter	Aquaprobe 700	1080293
Turbidity Meter	LaMotte 2020	1596-3019

Calibration Standard Information				
Parameter	Standard	Lot #	Date of Expiration	Brand
Specific Conductance (µS/cm)	4,490	24005593	12/24	AIR
pH (SU)	4 00	24005593	12/24	AIR
pH (SU)	7 00	24004517	12/24	AIR
pH (SU)	10 00	24000085	12/24	AIR
D O (%)	N/A	—	—	Air
ORP (mV)	228 0	24006903	12/24	AIR

Calibration					
Time Start 805		Time Finish 825			
Parameter	Standard	Calibration Value	Calibration Solution Temperature (°C)	Acceptance Criteria	Reference
Specific Conductance (µS/cm)	4,490	4490	26.50	± 10% of standard	EPA 2023
pH (SU)	4 00	4.0	26.89	± 0 1	GWMP
pH (SU)	7 00	7.0	27.98	± 0 1	GWMP
pH (SU)	10 00	10.0	27.89	± 0 1	GWMP
D O (%)	N/A	—	27.98	± 10%	NA
ORP (mV)	228 0	228	27.94	± 10	EPA 2023

	Standard	Calibration Value	Acceptance Criteria	Reference
Turbidity (NTU)	0	0.0	± 10% of standard	EPA 2023
	1	1.09		
	10	9.97		

Calibration Check					
Time Start 1240		Time Finish 1257			
Parameter	Standard	Calibration Value	Calibration Solution Temperature (°C)	Acceptance Criteria	Reference
Specific Conductance (µS/cm)	4,490	4490	36.2	± 10% of standard	EPA 2023
pH (SU)	4 00	4.0	35.7	± 0 1	GWMP
pH (SU)	7 00	7.0	35.08	± 0 1	GWMP
pH (SU)	10 00	10.0	35.18	± 0 1	GWMP

	Standard	Calibration Value	Acceptance Criteria	Reference
Turbidity (NTU)	0	0.02	± 10% of standard	EPA 2023
	1	1.1		
	10	9.97		

Notes

Site Name [redacted] Hammond

Calibrated By ERussell

Field Instrumentation Calibration Form

Date 8/12/24

Field Conditions 70-90, Sunny

Instrument	Manufactuer/ Model	Serial Number
Water Quality Meter	Aquatroll 400	1080293
Turbidity Meter	LaMotte 2020	SN1596-3019

Calibration Standard Information				
Parameter	Standard	Lot #	Date of Expiration	Brand
Specific Conductance (µS/cm)	4,490	24005593	12/24	AR
pH (SU)	4 00	24005593	12/24	AIR
pH (SU)	7 00	24004517	12/24	AIR
pH (SU)	10 00	24000085	12/24	AIR
D O (%)	N/A	—	—	AIR
ORP (mV)	228 0	24006903	12/24	AIR

Calibration					
Time Start 135		Time Finish 155			
Parameter	Standard	Calibration Value	Calibration Solution Temperature (°C)	Acceptance Criteria	Reference
Specific Conductance (µS/cm)	4,490	4490	22.06	± 10% of standard	EPA 2023
pH (SU)	4 00	4.0	22.13	± 0 1	GWMP
pH (SU)	7 00	7.0	22.67	± 0 1	GWMP
pH (SU)	10 00	10.0	23.02	± 0 1	GWMP
D O (%)	N/A	100	22.80	± 10%	NA
ORP (mV)	228 0	228	23.08	± 10	EPA 2023

	Standard	Calibration Value	Acceptance Criteria	Reference
Turbidity (NTU)	0	.23	± 10% of standard	EPA 2023
	1	1.07		
	10	9.98		

Calibration Check					
Time Start		Time Finish			
Parameter	Standard	Calibration Value	Calibration Solution Temperature (°C)	Acceptance Criteria	Reference
Specific Conductance (µS/cm)	4,490			± 10% of standard	EPA 2023
pH (SU)	4 00			± 0 1	GWMP
pH (SU)	7 00			± 0 1	GWMP
pH (SU)	10 00			± 0 1	GWMP

	Standard	Calibration Value	Acceptance Criteria	Reference
Turbidity (NTU)			± 10% of standard	EPA 2023

Notes

done before 2pm no mid day calibration

N/A

Site Name: Hammond

Calibrated By: Jacob Tracy

Field Instrumentation Calibration Form

Date: 08/13/24

Field Conditions:

Instrument	Manufactuer/ Model	Serial Number
Water Quality Meter	1088a7	AFR
Turbidity Meter		

Calibration Standard Information				
Parameter	Standard	Lot #	Date of Expiration	Brand
Specific Conductance (µS/cm)	4,490	24005393	12/24	AFR
pH (SU)	4.00	↓	↓	
pH (SU)	7.00	24004517	12/24	AFR
pH (SU)	10.00	24000085	12/24	AFR
D.O. (%)	N/A			
ORP (mV)	228.0	24006903	12/24	AFR

Calibration					
Time Start		Time Finish			
Parameter	Standard	Calibration Value	Calibration Solution Temperature (°C)	Acceptance Criteria	Reference
Specific Conductance (µS/cm)	4,490	4490	24.48	± 10% of standard	EPA 2023
pH (SU)	4.00	4	24.50	± 0.1	GWMP
pH (SU)	7.00	7	24.50	± 0.1	GWMP
pH (SU)	10.00	9.96	25.12	± 0.1	GWMP
D.O. (%)	N/A	108	24.87	± 10%	NA
ORP (mV)	228.0	227.2	24.07	± 10	EPA 2023

	Standard	Calibration Value	Acceptance Criteria	Reference
Turbidity (NTU)	0	0	± 10% of standard	EPA 2023
	1	0.96		
	10	10.01		

Calibration Check					
Time Start		Time Finish			
Parameter	Standard	Calibration Value	Calibration Solution Temperature (°C)	Acceptance Criteria	Reference
Specific Conductance (µS/cm)	4,490	4381	25.61	± 10% of standard	EPA 2023
pH (SU)	4.00	4.02	25.62	± 0.1	GWMP
pH (SU)	7.00	7.21	25.72	± 0.1	GWMP
pH (SU)	10.00	10.02	25.75	± 0.1	GWMP

	Standard	Calibration Value	Acceptance Criteria	Reference
Turbidity (NTU)	0	0	± 10% of standard	EPA 2023
	1	0.94		
	10	10.4		

Notes:

Site Name: Hammond

Calibrated By: J. Tracy

Field Instrumentation Calibration Form

Date: 08/13/24

Field Conditions: Sunny

Instrument	Manufactuer/ Model	Serial Number
Water Quality Meter	In Situ	108 0297
Turbidity Meter	Hach	

Calibration Standard Information				
Parameter	Standard	Lot #	Date of Expiration	Brand
Specific Conductance (µS/cm)	4,490	24005593	12/24	Aqua
pH (SU)	4.00			
pH (SU)	7.00	24004517	12/24	
pH (SU)	10.00	24000083	12/24	
D.O. (%)	N/A			
ORP (mV)	228.0	24006903	12/24	

Calibration					
Time Start		Time Finish			
Parameter	Standard	Calibration Value	Calibration Solution Temperature (°C)	Acceptance Criteria	Reference
Specific Conductance (µS/cm)	4,490	4491	24.59	± 10% of standard	EPA 2023
pH (SU)	4.00	4	24.56	± 0.1	GWMP
pH (SU)	7.00	6.97	23.08	± 0.1	GWMP
pH (SU)	10.00	9.97	23.13	± 0.1	GWMP
D.O. (%)	N/A	99.4	24.59	± 10%	NA
ORP (mV)	228.0	226.3	23.17	± 10	EPA 2023

	Standard	Calibration Value	Acceptance Criteria	Reference
Turbidity (NTU)	0	0	± 10% of standard	EPA 2023
	1	0.91		
	10	10.31		

Calibration Check					
Time Start		Time Finish			
Parameter	Standard	Calibration Value	Calibration Solution Temperature (°C)	Acceptance Criteria	Reference
Specific Conductance (µS/cm)	4,490	4470	23.6	± 10% of standard	EPA 2023
pH (SU)	4.00	4.1	23.61	± 0.1	GWMP
pH (SU)	7.00	7.0	23.13	± 0.1	GWMP
pH (SU)	10.00	10.07	23.78	± 0.1	GWMP

	Standard	Calibration Value	Acceptance Criteria	Reference
Turbidity (NTU)	0	0	± 10% of standard	EPA 2023
	1			
	10	9.62		

Notes:

Site Name: Hammond

Calibrated By: J. Tracy

Field Instrumentation Calibration Form

Date: 08/15/24

Field Conditions:

Instrument	Manufactuer/ Model	Serial Number
Water Quality Meter	In-Situ	1080207
Turbidity Meter		

Calibration Standard Information				
Parameter	Standard	Lot #	Date of Expiration	Brand
Specific Conductance (µS/cm)	4,490	24005593	12/24	
pH (SU)	4.00	↓	↓	
pH (SU)	7.00	24004317	12/24	
pH (SU)	10.00	24000085	12/24	
D.O. (%)	N/A			
ORP (mV)	228.0	24006903	12/24	

Calibration					
Time Start		Time Finish			
Parameter	Standard	Calibration Value	Calibration Solution Temperature (°C)	Acceptance Criteria	Reference
Specific Conductance (µS/cm)	4,490	4537.2	24.18	± 10% of standard	EPA 2023
pH (SU)	4.00	4.04	24.36	± 0.1	GWMP
pH (SU)	7.00	7.01	24.73	± 0.1	GWMP
pH (SU)	10.00	9.98	24.91	± 0.1	GWMP
D.O. (%)	N/A	99.06	24.3	± 10%	NA
ORP (mV)	228.0	227.5	24.93	± 10	EPA 2023

	Standard	Calibration Value	Acceptance Criteria	Reference
Turbidity (NTU)	0	0	± 10% of standard	EPA 2023
	1	0.98		
	10	10.2		

Calibration Check					
Time Start		Time Finish			
Parameter	Standard	Calibration Value	Calibration Solution Temperature (°C)	Acceptance Criteria	Reference
Specific Conductance (µS/cm)	4,490	4380	25.13	± 10% of standard	EPA 2023
pH (SU)	4.00	3.98	25.26	± 0.1	GWMP
pH (SU)	7.00	7.00	25.31	± 0.1	GWMP
pH (SU)	10.00	10.01	25.47	± 0.1	GWMP

	Standard	Calibration Value	Acceptance Criteria	Reference
Turbidity (NTU)	0	0	± 10% of standard	EPA 2023
	1	0.46		
	10	10.1		

Notes:

Site Name: Plant Hammond

Calibrated By: J. Newsome

Field Instrumentation Calibration Form

Date: 8/15/24

Field Conditions: Clear, 90F

Instrument	Manufactuer/ Model	Serial Number
Water Quality Meter		1080293
Turbidity Meter	2020t	1594-3049

Calibration Standard Information				
Parameter	Standard	Lot #	Date of Expiration	Brand
Specific Conductance (µS/cm)	4,490	24005593	12/2024	AIR
pH (SU)	4.00	24005593	12/2024	AIR
pH (SU)	7.00	24004512	12/2024	AIR
pH (SU)	10.00	24000085	12/2024	AIR
D.O. (%)	N/A			
ORP (mV)	228.0	24066903	12/2024	AIR

Calibration					
Time Start		Time Finish			
Parameter	Standard	Calibration Value	Calibration Solution Temperature (°C)	Acceptance Criteria	Reference
Specific Conductance (µS/cm)	4,490	4445.1	23.75	± 10% of standard	EPA 2023
pH (SU)	4.00	4.26	23.75	± 0.1	GWMP
pH (SU)	7.00	6.99	24.37	± 0.1	GWMP
pH (SU)	10.00	9.97	24.81	± 0.1	GWMP
D.O. (%)	N/A	101.78	24.1	± 10%	NA
ORP (mV)	228.0	228.0	24.81	± 10	EPA 2023

	Standard	Calibration Value	Acceptance Criteria	Reference
Turbidity (NTU)	0	Ø	± 10% of standard	EPA 2023
	1	1.08		
	10	10.0		

Calibration Check					
Time Start		Time Finish			
Parameter	Standard	Calibration Value	Calibration Solution Temperature (°C)	Acceptance Criteria	Reference
Specific Conductance (µS/cm)	4,490			± 10% of standard	EPA 2023
pH (SU)	4.00			± 0.1	GWMP
pH (SU)	7.00			± 0.1	GWMP
pH (SU)	10.00			± 0.1	GWMP

	Standard	Calibration Value	Acceptance Criteria	Reference
Turbidity (NTU)			± 10% of standard	EPA 2023

JN
8/15/24

Notes:

Site Name: Hammond

Calibrated By: TH

Field Instrumentation Calibration Form

Date: 8/20/24

Field Conditions: 58-85F Sunny

Instrument	Manufactuer/ Model	Serial Number
Water Quality Meter	Aqua troll	968202
Turbidity Meter	Lamotte 2020	4303-323

Calibration Standard Information				
Parameter	Standard	Lot #	Date of Expiration	Brand
Specific Conductance (µS/cm)	4,490	24010943	05/2025	AIR
pH (SU)	4.00	24010945	05/2025	AIR
pH (SU)	7.00	24004517	12/2024	AIR
pH (SU)	10.00	24000085	12/2024	AIR
D.O. (%)	N/A			
ORP (mV)	228.0	24006903	12/2024	AIR

Calibration					
Time Start: 0845		Time Finish: 0915			
Parameter	Standard	Calibration Value	Calibration Solution Temperature (°C)	Acceptance Criteria	Reference
Specific Conductance (µS/cm)	4,490	4490	26.99	± 10% of standard	EPA 2023
pH (SU)	4.00	4.00	26.01	± 0.1	GWMP
pH (SU)	7.00	7.00	25.40	± 0.1	GWMP
pH (SU)	10.00	10.00	25.23	± 0.1	GWMP
D.O. (%)	N/A	100	27.24	± 10%	NA
ORP (mV)	228.0	228	25.41	± 10	EPA 2023

	Standard	Calibration Value	Acceptance Criteria	Reference
Turbidity (NTU)	0	0	± 10% of standard	EPA 2023
	1	0.99		
	10	10		

Calibration Check					
Time Start: 1351		Time Finish: 1410			
Parameter	Standard	Calibration Value	Calibration Solution Temperature (°C)	Acceptance Criteria	Reference
Specific Conductance (µS/cm)	4,490	4490	39.29	± 10% of standard	EPA 2023
pH (SU)	4.00	4.00	39.76	± 0.1	GWMP
pH (SU)	7.00	7.00	39.00	± 0.1	GWMP
pH (SU)	10.00	10.00	38.57	± 0.1	GWMP

	Standard	Calibration Value	Acceptance Criteria	Reference
Turbidity (NTU)	0	0	± 10% of standard	EPA 2023
	1	1.00		
	10	10.00		

Notes

Site Name Hammond

Calibrated By CR

Field Instrumentation Calibration Form

Date 8/20/24

Field Conditions clear

Instrument	Manufactuer/ Model	Serial Number
Water Quality Meter	AquaTroll 400	965586
Turbidity Meter	LaMotte 2020	4123-2633

Calibration Standard Information				
Parameter	Standard	Lot #	Date of Expiration	Brand
Specific Conductance (µS/cm)	4,490	24003593	12/24	AIR
pH (SU)	4.00	24003593	12/24	AIR
pH (SU)	7.00	24003517	12/24	AIR
pH (SU)	10.00	24003583	12/24	AIR
D.O. (%)	N/A	—		AIR
ORP (mV)	228.0	24006903	12/24	AIR

Calibration					
Time Start	845	Time Finish	915		
Parameter	Standard	Calibration Value	Calibration Solution Temperature (°C)	Acceptance Criteria	Reference
Specific Conductance (µS/cm)	4,490	4490	24.96	± 10% of standard	EPA 2023
pH (SU)	4.00	4.0	26.97	± 0.1	GWMP
pH (SU)	7.00	7.0	26.73	± 0.1	GWMP
pH (SU)	10.00	10.0	26.73	± 0.1	GWMP
D.O. (%)	N/A	100%	26.57	± 10%	NA
ORP (mV)	228.0	228	26.57	± 10	EPA 2023

	Standard	Calibration Value	Acceptance Criteria	Reference
Turbidity (NTU)	0	0.03	± 10% of standard	EPA 2023
	1	0.99		
	10	9.98		

Calibration Check					
Time Start		Time Finish			
Parameter	Standard	Calibration Value	Calibration Solution Temperature (°C)	Acceptance Criteria	Reference
Specific Conductance (µS/cm)	4,490	4490	27.6	± 10% of standard	EPA 2023
pH (SU)	4.00	4.0	25.9	± 0.1	GWMP
pH (SU)	7.00	7.0	26.6	± 0.1	GWMP
pH (SU)	10.00	10.	26.9	± 0.1	GWMP

	Standard	Calibration Value	Acceptance Criteria	Reference
Turbidity (NTU)	0	0.01	± 10% of standard	EPA 2023
	1	0.89		
	10	10.1		

Notes

Site Name Hammond

Calibrated By Tristan

Field Instrumentation Calibration Form

Date 8/21/24

Field Conditions 65 Sunny

Instrument	Manufactuer/ Model	Serial Number
Water Quality Meter	Aqua-Troll	968202
Turbidity Meter	LaMotte 2020t	4363-3/23

Calibration Standard Information				
Parameter	Standard	Lot #	Date of Expiration	Brand
Specific Conductance (µS/cm)	4,490	24010943	05/2025	AIR
pH (SU)	4 00	24010943	05/2025	
pH (SU)	7 00	24002517	12/2024	
pH (SU)	10 00	24000085	12/2024	
D O (%)	N/A			
ORP (mV)	228 0	24100418	12/2024	

Calibration					
Time Start 0815		Time Finish 0835			
Parameter	Standard	Calibration Value	Calibration Solution Temperature (°C)	Acceptance Criteria	Reference
Specific Conductance (µS/cm)	4,490	4490	23.59	± 10% of standard	EPA 2023
pH (SU)	4 00	4.0	23.46	± 0 1	GWMP
pH (SU)	7 00	7.00	23.16	± 0 1	GWMP
pH (SU)	10 00	10.00	22.69	± 0 1	GWMP
D O (%)	N/A	100	23.23	± 10%	NA
ORP (mV)	228 0	228	22.16	± 10	EPA 2023

	Standard	Calibration Value	Acceptance Criteria	Reference
Turbidity (NTU)	0	0	± 10% of standard	EPA 2023
	1	1.00		
	10	10.00		

Calibration Check					
Time Start 1258		Time Finish 1305			
Parameter	Standard	Calibration Value	Calibration Solution Temperature (°C)	Acceptance Criteria	Reference
Specific Conductance (µS/cm)	4,490	4490	30.09	± 10% of standard	EPA 2023
pH (SU)	4 00	4.00	30.09	± 0 1	GWMP
pH (SU)	7 00	7.00	29.69	± 0 1	GWMP
pH (SU)	10 00	10.00	30.04	± 0 1	GWMP

	Standard	Calibration Value	Acceptance Criteria	Reference
Turbidity (NTU)	0	0	± 10% of standard	EPA 2023
	1	1		
	10	10		

Notes

Site Name Hammond

Calibrated By ER

Field Instrumentation Calibration Form

Date 8/21/24

Field Conditions Clear, 70-90

Instrument	Manufactuer/ Model	Serial Number
Water Quality Meter	Aquaprobe 900	0655886
Turbidity Meter	LaMotte 2020t	8123-2623

Calibration Standard Information				
Parameter	Standard	Lot #	Date of Expiration	Brand
Specific Conductance (µS/cm)	4.490	24005593	12/24	AR
pH (SU)	4.00	24005593	12/24	AR
pH (SU)	7.00	24004517	12/24	AR
pH (SU)	10.00	24010085	12/24	AR
D.O. (%)	N/A	—	—	AR
ORP (mV)	228.0	24006903	12/24	AR

Calibration					
Time Start	815	Time Finish	845		
Parameter	Standard	Calibration Value	Calibration Solution Temperature (°C)	Acceptance Criteria	Reference
Specific Conductance (µS/cm)	4,490	4490	21.3	±10% of standard	EPA 2023
pH (SU)	4.00	4.0	22.04	± 0.1	GWMP
pH (SU)	7.00	7.0	23.80	± 0.1	GWMP
pH (SU)	10.00	10.0	23.04	± 0.1	GWMP
D.O. (%)	N/A	—	22.23	± 10%	NA
ORP (mV)	228.0	228	22.93	± 10	EPA 2023

	Standard	Calibration Value	Acceptance Criteria	Reference
Turbidity (NTU)	0	0.10	± 10% of standard	EPA 2023
	1	.91		
	10	10.27		

Calibration Check					
Time Start		Time Finish			
Parameter	Standard	Calibration Value	Calibration Solution Temperature (°C)	Acceptance Criteria	Reference
Specific Conductance (µS/cm)	4,490			± 10% of standard	EPA 2023
pH (SU)	4.00			± 0.1	GWMP
pH (SU)	7.00			± 0.1	GWMP
pH (SU)	10.00			± 0.1	GWMP

	Standard	Calibration Value	Acceptance Criteria	Reference
Turbidity (NTU)			± 10% of standard	EPA 2023

Notes: NA - one well sampled

September 2024

LABORATORY ANALYTICAL RESULTS

Pace Analytical Services, LLC
9800 Kincey Ave. Suite 100
Huntersville, NC 28078
(704)875-9092

September 18, 2024

Kristen Jurinko
Southern Company
241 Ralph McGill Blvd NE
Bin 10160
Atlanta, GA 30308

RE: Project: Hammond AP-1 (CA)-20240904
Pace Project No.: 92752167

Dear Kristen Jurinko:

Enclosed are the analytical results for sample(s) received by the laboratory on September 06, 2024. The results relate only to the samples included in this report. Results reported herein conform to the applicable TNI/NELAC Standards and the laboratory's Quality Manual, where applicable, unless otherwise noted in the body of the report.

The test results provided in this final report were generated by each of the following laboratories within the Pace Network:

- Pace Analytical Services - Asheville
- Pace Analytical Services - Peachtree Corners, GA

If you have any questions concerning this report, please feel free to contact me.

Sincerely,

Bonnie Vang

Bonnie Vang
bonnie.vang@pacelabs.com
704-977-0968
Project Manager

Enclosures

cc: Kip Gray, Geosyntec
Christine Hug, Geosyntec Consultants, Inc.
Thomas Kessler, Geosyntec Consultants
Whitney Law, Geosyntec Consultants
Laura Midkiff, Southern Company
Caroline Nelson, Geosyntec Consultants, Inc
Jamie Newsome, Geosyntec Consultants
Zain Webb, Geosyntec Consultants

This report shall not be reproduced, except in full,
without the written consent of Pace Analytical Services, LLC.

Pace Analytical Services, LLC
9800 Kincey Ave. Suite 100
Huntersville, NC 28078
(704)875-9092

CERTIFICATIONS

Project: Hammond AP-1 (CA)-20240904
Pace Project No.: 92752167

Pace Analytical Services Asheville
2225 Riverside Drive, Asheville, NC 28804
Florida/NELAP Certification #: E87648
North Carolina Drinking Water Certification #: 37712
North Carolina Wastewater Certification #: 40
South Carolina Laboratory ID: 99030
South Carolina Certification #: 99030001
Virginia/VELAP Certification #: 460222

Pace Analytical Services Peachtree Corners
110 Technology Pkwy, Peachtree Corners, GA 30092
Florida DOH Certification #: E87315
Georgia DW Inorganics Certification #: 812
North Carolina Certification #: 381
South Carolina Certification #: 98011001
Virginia Certification #: 460204

This report shall not be reproduced, except in full,
without the written consent of Pace Analytical Services, LLC.

Pace Analytical Services, LLC
9800 Kincey Ave. Suite 100
Huntersville, NC 28078
(704)875-9092

SAMPLE SUMMARY

Project: Hammond AP-1 (CA)-20240904
Pace Project No.: 92752167

Lab ID	Sample ID	Matrix	Date Collected	Date Received
92752167001	**HAM-PT-07**	Water	09/04/24 15:38	09/06/24 11:54
92752167002	**HAM-PT-08**	Water	09/05/24 12:47	09/06/24 11:54
92752167003	**HAM-PT-09**	Water	09/04/24 13:20	09/06/24 11:54
92752167004	**HAM-PT-10**	Water	09/04/24 11:35	09/06/24 11:54
92752167005	**HAM-PT-11**	Water	09/04/24 11:25	09/06/24 11:54
92752167006	**HAM-PT-12**	Water	09/04/24 15:25	09/06/24 11:54
92752167007	**HAM-PT-13**	Water	09/04/24 14:00	09/06/24 11:54
92752167008	**HAM-PT-14**	Water	09/05/24 11:35	09/06/24 11:54
92752167009	**HAM-PT-15**	Water	09/04/24 16:10	09/06/24 11:54
92752167010	**HAM-AP1-EB-01**	Water	09/05/24 14:35	09/06/24 11:54
92752167011	**HAM-AP1-FB-01**	Water	09/05/24 14:30	09/06/24 11:54
92752167012	**HAM-AP1-FD-01**	Water	09/05/24 00:00	09/06/24 11:54

This report shall not be reproduced, except in full,
without the written consent of Pace Analytical Services, LLC.

Pace Analytical Services, LLC
9800 Kincey Ave. Suite 100
Huntersville, NC 28078
(704)875-9092

SAMPLE ANALYTE COUNT

Project: Hammond AP-1 (CA)-20240904
Pace Project No.: 92752167

Lab ID	Sample ID	Method	Analysts	Analytes Reported
92752167001	**HAM-PT-07**	EPA 6010D	MJS2	6
		EPA 6020B	CW1	13
		EPA 7470A	VB	1
		SM 2540C-2015	DL1	1
		SM 2320B-2011	SMS	3
		SM 4500-S2D-2011	JP1	1
		EPA 300.0 Rev 2.1 1993	JCM	3
92752167002	**HAM-PT-08**	EPA 6010D	MJS2	6
		EPA 6020B	CW1	13
		EPA 7470A	VB	1
		SM 2540C-2015	DL1	1
		SM 2320B-2011	SMS	3
		SM 4500-S2D-2011	JP1	1
		EPA 300.0 Rev 2.1 1993	JCM	3
92752167003	**HAM-PT-09**	EPA 6010D	MJS2	6
		EPA 6020B	CW1	13
		EPA 7470A	VB	1
		SM 2540C-2015	DL1	1
		SM 2320B-2011	SMS	3
		SM 4500-S2D-2011	JP1	1
		EPA 300.0 Rev 2.1 1993	JCM	3
92752167004	**HAM-PT-10**	EPA 6010D	MJS2	6
		EPA 6020B	CW1	13
		EPA 7470A	VB	1
		SM 2540C-2015	DL1	1
		SM 2320B-2011	SMS	3
		SM 4500-S2D-2011	JP1	1
		EPA 300.0 Rev 2.1 1993	CDC	3
92752167005	**HAM-PT-11**	EPA 6010D	MJS2	6
		EPA 6020B	CW1	13
		EPA 7470A	VB	1
		SM 2540C-2015	DL1	1
		SM 2320B-2011	SMS	3
		SM 4500-S2D-2011	JP1	1
		EPA 300.0 Rev 2.1 1993	JCM	3
92752167006	**HAM-PT-12**	EPA 6010D	MJS2	6
		EPA 6020B	CW1	13

This report shall not be reproduced, except in full,
without the written consent of Pace Analytical Services, LLC.

Pace Analytical Services, LLC
9800 Kincey Ave. Suite 100
Huntersville, NC 28078
(704)875-9092

SAMPLE ANALYTE COUNT

Project: Hammond AP-1 (CA)-20240904
Pace Project No.: 92752167

Lab ID	Sample ID	Method	Analysts	Analytes Reported
		EPA 7470A	VB	1
		SM 2540C-2015	DL1	1
		SM 2320B-2011	SMS	3
		SM 4500-S2D-2011	JP1	1
		EPA 300.0 Rev 2.1 1993	JCM	3
92752167007	**HAM-PT-13**	EPA 6010D	MJS2	6
		EPA 6020B	CW1	13
		EPA 7470A	VB	1
		SM 2540C-2015	DL1	1
		SM 2320B-2011	SMS	3
		SM 4500-S2D-2011	JP1	1
		EPA 300.0 Rev 2.1 1993	JCM	3
92752167008	**HAM-PT-14**	EPA 6010D	MJS2	6
		EPA 6020B	CW1	13
		EPA 7470A	VB	1
		SM 2540C-2015	DL1	1
		SM 2320B-2011	SMS	3
		SM 4500-S2D-2011	JP1	1
		EPA 300.0 Rev 2.1 1993	JCM	3
92752167009	**HAM-PT-15**	EPA 6010D	MJS2	6
		EPA 6020B	CW1	13
		EPA 7470A	VB	1
		SM 2540C-2015	DL1	1
		SM 2320B-2011	SMS	3
		SM 4500-S2D-2011	JP1	1
		EPA 300.0 Rev 2.1 1993	JCM	3
92752167010	**HAM-AP1-EB-01**	EPA 6010D	MJS2	6
		EPA 6020B	CW1	13
		EPA 7470A	VB	1
		SM 2540C-2015	DL1	1
		SM 2320B-2011	SMS	3
		SM 4500-S2D-2011	JP1	1
		EPA 300.0 Rev 2.1 1993	JCM	3
92752167011	**HAM-AP1-FB-01**	EPA 6010D	MJS2	6
		EPA 6020B	CW1	13
		EPA 7470A	VB	1
		SM 2540C-2015	DL1	1

This report shall not be reproduced, except in full,
without the written consent of Pace Analytical Services, LLC.

Pace Analytical Services, LLC
9800 Kincey Ave. Suite 100
Huntersville, NC 28078
(704)875-9092

SAMPLE ANALYTE COUNT

Project: Hammond AP-1 (CA)-20240904
Pace Project No.: 92752167

Lab ID	Sample ID	Method	Analysts	Analytes Reported
		SM 2320B-2011	SMS	3
		SM 4500-S2D-2011	JP1	1
		EPA 300.0 Rev 2.1 1993	JCM	3
92752167012	**HAM-AP1-FD-01**	EPA 6010D	MJS2	6
		EPA 6020B	CW1	13
		EPA 7470A	VB	1
		SM 2540C-2015	DL1	1
		SM 2320B-2011	SMS	3
		SM 4500-S2D-2011	JP1	1
		EPA 300.0 Rev 2.1 1993	JCM	3

PASI-A = Pace Analytical Services - Asheville
PASI-GA = Pace Analytical Services - Peachtree Corners, GA

This report shall not be reproduced, except in full,
without the written consent of Pace Analytical Services, LLC.

Pace Analytical Services, LLC
9800 Kincey Ave. Suite 100
Huntersville, NC 28078
(704)875-9092

SUMMARY OF DETECTION

Project: Hammond AP-1 (CA)-20240904
Pace Project No.: 92752167

Lab Sample ID Method	Client Sample ID Parameters	Result	Units	Report Limit	Analyzed	Qualifiers
92752167001	**HAM-PT-07**					
EPA 6010D	Iron	15.6	mg/L	0.040	09/13/24 20:42	M1
EPA 6010D	Manganese	4.4	mg/L	0.040	09/13/24 20:42	M1
EPA 6010D	Potassium	5.8	mg/L	0.50	09/13/24 20:42	
EPA 6010D	Sodium	9.8	mg/L	1.0	09/13/24 20:42	M1
EPA 6010D	Calcium	117	mg/L	1.0	09/13/24 20:42	M1
EPA 6010D	Magnesium	16.4	mg/L	0.050	09/13/24 20:42	M1
EPA 6020B	Antimony	0.0014J	mg/L	0.0030	09/13/24 16:47	
EPA 6020B	Arsenic	0.30	mg/L	0.0050	09/13/24 16:47	
EPA 6020B	Barium	0.050	mg/L	0.0050	09/13/24 16:47	
EPA 6020B	Boron	0.56	mg/L	0.040	09/13/24 16:47	
EPA 6020B	Cobalt	0.12	mg/L	0.0050	09/13/24 16:47	
EPA 6020B	Lithium	0.053	mg/L	0.030	09/13/24 16:47	
EPA 6020B	Molybdenum	0.010	mg/L	0.010	09/13/24 16:47	
SM 2540C-2015	Total Dissolved Solids	561	mg/L	25.0	09/10/24 12:56	
SM 2320B-2011	Alkalinity,Bicarbonate (CaCO3)	143	mg/L	5.0	09/11/24 14:27	
SM 2320B-2011	Alkalinity, Total as CaCO3	143	mg/L	5.0	09/11/24 14:27	
EPA 300.0 Rev 2.1 1993	Chloride	17.4	mg/L	1.0	09/10/24 06:53	
EPA 300.0 Rev 2.1 1993	Fluoride	0.37	mg/L	0.10	09/10/24 06:53	
EPA 300.0 Rev 2.1 1993	Sulfate	221	mg/L	5.0	09/10/24 16:52	
92752167002	**HAM-PT-08**					
EPA 6010D	Iron	9.8	mg/L	0.040	09/13/24 21:12	
EPA 6010D	Manganese	3.0	mg/L	0.040	09/13/24 21:12	
EPA 6010D	Potassium	5.3	mg/L	0.50	09/13/24 21:12	
EPA 6010D	Sodium	8.2	mg/L	1.0	09/13/24 21:12	
EPA 6010D	Calcium	94.4	mg/L	1.0	09/13/24 21:12	
EPA 6010D	Magnesium	13.2	mg/L	0.050	09/13/24 21:12	
EPA 6020B	Antimony	0.0013J	mg/L	0.0030	09/13/24 17:01	
EPA 6020B	Arsenic	0.23	mg/L	0.0050	09/13/24 17:01	
EPA 6020B	Barium	0.048	mg/L	0.0050	09/13/24 17:01	
EPA 6020B	Boron	0.70	mg/L	0.040	09/13/24 17:01	
EPA 6020B	Cobalt	0.084	mg/L	0.0050	09/13/24 17:01	
EPA 6020B	Lithium	0.015J	mg/L	0.030	09/13/24 17:01	
EPA 6020B	Molybdenum	0.010	mg/L	0.010	09/13/24 17:01	
SM 2540C-2015	Total Dissolved Solids	466	mg/L	25.0	09/11/24 13:47	
SM 2320B-2011	Alkalinity,Bicarbonate (CaCO3)	77.7	mg/L	5.0	09/11/24 17:31	
SM 2320B-2011	Alkalinity, Total as CaCO3	77.7	mg/L	5.0	09/11/24 17:31	
EPA 300.0 Rev 2.1 1993	Chloride	19.3	mg/L	1.0	09/10/24 07:09	
EPA 300.0 Rev 2.1 1993	Fluoride	0.16	mg/L	0.10	09/10/24 07:09	M1
EPA 300.0 Rev 2.1 1993	Sulfate	193	mg/L	4.0	09/10/24 17:07	M1
92752167003	**HAM-PT-09**					
EPA 6010D	Iron	0.31	mg/L	0.040	09/13/24 21:17	
EPA 6010D	Manganese	0.28	mg/L	0.040	09/13/24 21:17	
EPA 6010D	Potassium	6.1	mg/L	0.50	09/13/24 21:17	
EPA 6010D	Sodium	8.9	mg/L	1.0	09/13/24 21:17	
EPA 6010D	Calcium	87.9	mg/L	1.0	09/13/24 21:17	
EPA 6010D	Magnesium	24.9	mg/L	0.050	09/13/24 21:17	

This report shall not be reproduced, except in full,
without the written consent of Pace Analytical Services, LLC.

Pace Analytical Services, LLC
9800 Kincey Ave. Suite 100
Huntersville, NC 28078
(704)875-9092

SUMMARY OF DETECTION

Project: Hammond AP-1 (CA)-20240904
Pace Project No.: 92752167

Lab Sample ID Method	Client Sample ID Parameters	Result	Units	Report Limit	Analyzed	Qualifiers
92752167003	**HAM-PT-09**					
EPA 6020B	Barium	0.068	mg/L	0.0050	09/13/24 17:05	
EPA 6020B	Boron	1.4	mg/L	0.040	09/13/24 17:05	
EPA 6020B	Cadmium	0.00021J	mg/L	0.00050	09/13/24 17:05	
EPA 6020B	Cobalt	0.0027J	mg/L	0.0050	09/13/24 17:05	
EPA 6020B	Lithium	0.0022J	mg/L	0.030	09/13/24 17:05	
EPA 6020B	Molybdenum	0.26	mg/L	0.010	09/13/24 17:05	
SM 2540C-2015	Total Dissolved Solids	486	mg/L	25.0	09/10/24 12:56	
SM 2320B-2011	Alkalinity,Bicarbonate (CaCO3)	121	mg/L	5.0	09/11/24 14:38	
SM 2320B-2011	Alkalinity, Total as CaCO3	121	mg/L	5.0	09/11/24 14:38	
EPA 300.0 Rev 2.1 1993	Chloride	45.3	mg/L	1.0	09/10/24 07:56	
EPA 300.0 Rev 2.1 1993	Fluoride	0.43	mg/L	0.10	09/10/24 07:56	
EPA 300.0 Rev 2.1 1993	Sulfate	149	mg/L	3.0	09/10/24 17:54	
92752167004	**HAM-PT-10**					
EPA 6010D	Iron	0.077	mg/L	0.040	09/13/24 21:22	
EPA 6010D	Manganese	0.42	mg/L	0.040	09/13/24 21:22	
EPA 6010D	Potassium	6.8	mg/L	0.50	09/13/24 21:22	
EPA 6010D	Sodium	8.7	mg/L	1.0	09/13/24 21:22	
EPA 6010D	Calcium	99.0	mg/L	1.0	09/13/24 21:22	
EPA 6010D	Magnesium	13.1	mg/L	0.050	09/13/24 21:22	
EPA 6020B	Barium	0.047	mg/L	0.0050	09/13/24 17:09	
EPA 6020B	Boron	1.6	mg/L	0.040	09/13/24 17:09	
EPA 6020B	Cadmium	0.00011J	mg/L	0.00050	09/13/24 17:09	
EPA 6020B	Cobalt	0.0015J	mg/L	0.0050	09/13/24 17:09	
EPA 6020B	Molybdenum	0.18	mg/L	0.010	09/13/24 17:09	
SM 2540C-2015	Total Dissolved Solids	473	mg/L	25.0	09/10/24 12:56	
SM 2320B-2011	Alkalinity,Bicarbonate (CaCO3)	130	mg/L	5.0	09/11/24 14:47	
SM 2320B-2011	Alkalinity, Total as CaCO3	130	mg/L	5.0	09/11/24 14:47	
EPA 300.0 Rev 2.1 1993	Chloride	46.2	mg/L	1.0	09/10/24 16:35	
EPA 300.0 Rev 2.1 1993	Fluoride	0.28	mg/L	0.10	09/10/24 16:35	
EPA 300.0 Rev 2.1 1993	Sulfate	118	mg/L	3.0	09/10/24 18:49	
92752167005	**HAM-PT-11**					
EPA 6010D	Iron	0.41	mg/L	0.040	09/13/24 21:27	
EPA 6010D	Manganese	0.59	mg/L	0.040	09/13/24 21:27	
EPA 6010D	Potassium	6.1	mg/L	0.50	09/13/24 21:27	
EPA 6010D	Sodium	8.6	mg/L	1.0	09/13/24 21:27	
EPA 6010D	Calcium	94.9	mg/L	1.0	09/13/24 21:27	
EPA 6010D	Magnesium	17.8	mg/L	0.050	09/13/24 21:27	
EPA 6020B	Arsenic	0.00087J	mg/L	0.0050	09/13/24 17:12	
EPA 6020B	Barium	0.070	mg/L	0.0050	09/13/24 17:12	
EPA 6020B	Boron	1.4	mg/L	0.040	09/13/24 17:12	
EPA 6020B	Cadmium	0.00017J	mg/L	0.00050	09/13/24 17:12	
EPA 6020B	Cobalt	0.0066	mg/L	0.0050	09/13/24 17:12	
EPA 6020B	Lithium	0.0039J	mg/L	0.030	09/13/24 17:12	
EPA 6020B	Molybdenum	0.14	mg/L	0.010	09/13/24 17:12	
SM 2540C-2015	Total Dissolved Solids	483	mg/L	25.0	09/10/24 13:01	
SM 2320B-2011	Alkalinity,Bicarbonate (CaCO3)	133	mg/L	5.0	09/11/24 15:04	

This report shall not be reproduced, except in full,
without the written consent of Pace Analytical Services, LLC.

Pace Analytical Services, LLC
9800 Kincey Ave. Suite 100
Huntersville, NC 28078
(704)875-9092

SUMMARY OF DETECTION

Project: Hammond AP-1 (CA)-20240904
Pace Project No.: 92752167

Lab Sample ID Method	Client Sample ID Parameters	Result	Units	Report Limit	Analyzed	Qualifiers
92752167005	**HAM-PT-11**					
SM 2320B-2011	Alkalinity, Total as CaCO3	133	mg/L	5.0	09/11/24 15:04	
EPA 300.0 Rev 2.1 1993	Chloride	46.1	mg/L	1.0	09/10/24 08:12	
EPA 300.0 Rev 2.1 1993	Fluoride	0.43	mg/L	0.10	09/10/24 08:12	
EPA 300.0 Rev 2.1 1993	Sulfate	139	mg/L	3.0	09/10/24 18:10	
92752167006	**HAM-PT-12**					
EPA 6010D	Iron	0.14	mg/L	0.040	09/13/24 21:32	
EPA 6010D	Manganese	0.77	mg/L	0.040	09/13/24 21:32	
EPA 6010D	Potassium	5.5	mg/L	0.50	09/13/24 21:32	
EPA 6010D	Sodium	6.7	mg/L	1.0	09/13/24 21:32	
EPA 6010D	Calcium	90.2	mg/L	1.0	09/13/24 21:32	
EPA 6010D	Magnesium	26.4	mg/L	0.050	09/13/24 21:32	
EPA 6020B	Arsenic	0.0017J	mg/L	0.0050	09/13/24 17:32	
EPA 6020B	Barium	0.068	mg/L	0.0050	09/13/24 17:32	
EPA 6020B	Boron	1.0	mg/L	0.040	09/13/24 17:32	
EPA 6020B	Cadmium	0.00024J	mg/L	0.00050	09/13/24 17:32	
EPA 6020B	Cobalt	0.0028J	mg/L	0.0050	09/13/24 17:32	
EPA 6020B	Lithium	0.0020J	mg/L	0.030	09/13/24 17:32	
EPA 6020B	Molybdenum	0.19	mg/L	0.010	09/13/24 17:32	
SM 2540C-2015	Total Dissolved Solids	500	mg/L	25.0	09/10/24 13:02	
SM 2320B-2011	Alkalinity,Bicarbonate (CaCO3)	124	mg/L	5.0	09/11/24 15:14	
SM 2320B-2011	Alkalinity, Total as CaCO3	124	mg/L	5.0	09/11/24 15:14	
EPA 300.0 Rev 2.1 1993	Chloride	28.7	mg/L	1.0	09/10/24 08:28	
EPA 300.0 Rev 2.1 1993	Fluoride	0.38	mg/L	0.10	09/10/24 08:28	
EPA 300.0 Rev 2.1 1993	Sulfate	187	mg/L	4.0	09/10/24 18:25	
92752167007	**HAM-PT-13**					
EPA 6010D	Iron	17.2	mg/L	0.040	09/13/24 21:37	
EPA 6010D	Manganese	4.1	mg/L	0.040	09/13/24 21:37	
EPA 6010D	Potassium	5.9	mg/L	0.50	09/13/24 21:37	
EPA 6010D	Sodium	10.6	mg/L	1.0	09/13/24 21:37	
EPA 6010D	Calcium	120	mg/L	1.0	09/13/24 21:37	
EPA 6010D	Magnesium	16.1	mg/L	0.050	09/13/24 21:37	
EPA 6020B	Arsenic	0.31	mg/L	0.0050	09/13/24 17:36	
EPA 6020B	Barium	0.050	mg/L	0.0050	09/13/24 17:36	
EPA 6020B	Boron	0.53	mg/L	0.040	09/13/24 17:36	
EPA 6020B	Cobalt	0.038	mg/L	0.0050	09/13/24 17:36	
EPA 6020B	Lithium	0.059	mg/L	0.030	09/13/24 17:36	
EPA 6020B	Molybdenum	0.0088J	mg/L	0.010	09/13/24 17:36	
SM 2540C-2015	Total Dissolved Solids	570	mg/L	25.0	09/11/24 13:45	
SM 2320B-2011	Alkalinity,Bicarbonate (CaCO3)	134	mg/L	5.0	09/11/24 15:23	
SM 2320B-2011	Alkalinity, Total as CaCO3	134	mg/L	5.0	09/11/24 15:23	
EPA 300.0 Rev 2.1 1993	Chloride	17.4	mg/L	1.0	09/10/24 08:44	
EPA 300.0 Rev 2.1 1993	Fluoride	0.40	mg/L	0.10	09/10/24 08:44	
EPA 300.0 Rev 2.1 1993	Sulfate	241	mg/L	5.0	09/10/24 19:12	
92752167008	**HAM-PT-14**					
EPA 6010D	Iron	14.9	mg/L	0.040	09/13/24 21:41	
EPA 6010D	Manganese	3.0	mg/L	0.040	09/13/24 21:41	

This report shall not be reproduced, except in full,
without the written consent of Pace Analytical Services, LLC.

Pace Analytical Services, LLC
9800 Kincey Ave. Suite 100
Huntersville, NC 28078
(704)875-9092

SUMMARY OF DETECTION

Project: Hammond AP-1 (CA)-20240904
Pace Project No.: 92752167

Lab Sample ID Method	Client Sample ID Parameters	Result	Units	Report Limit	Analyzed	Qualifiers
92752167008	**HAM-PT-14**					
EPA 6010D	Potassium	6.1	mg/L	0.50	09/13/24 21:41	
EPA 6010D	Sodium	9.6	mg/L	1.0	09/13/24 21:41	
EPA 6010D	Calcium	121	mg/L	1.0	09/13/24 21:41	
EPA 6010D	Magnesium	18.6	mg/L	0.050	09/13/24 21:41	
EPA 6020B	Arsenic	0.23	mg/L	0.0050	09/13/24 17:40	
EPA 6020B	Barium	0.048	mg/L	0.0050	09/13/24 17:40	
EPA 6020B	Boron	0.62	mg/L	0.040	09/13/24 17:40	
EPA 6020B	Cobalt	0.025	mg/L	0.0050	09/13/24 17:40	
EPA 6020B	Lithium	0.049	mg/L	0.030	09/13/24 17:40	
EPA 6020B	Molybdenum	0.015	mg/L	0.010	09/13/24 17:40	
SM 2540C-2015	Total Dissolved Solids	586	mg/L	25.0	09/11/24 13:47	
SM 2320B-2011	Alkalinity,Bicarbonate (CaCO3)	156	mg/L	5.0	09/11/24 17:39	
SM 2320B-2011	Alkalinity, Total as CaCO3	156	mg/L	5.0	09/11/24 17:39	
EPA 300.0 Rev 2.1 1993	Chloride	19.1	mg/L	1.0	09/10/24 09:00	
EPA 300.0 Rev 2.1 1993	Fluoride	0.27	mg/L	0.10	09/10/24 09:00	
EPA 300.0 Rev 2.1 1993	Sulfate	236	mg/L	5.0	09/10/24 19:28	
92752167009	**HAM-PT-15**					
EPA 6010D	Iron	7.4	mg/L	0.040	09/13/24 21:46	
EPA 6010D	Manganese	4.9	mg/L	0.040	09/13/24 21:46	
EPA 6010D	Potassium	5.0	mg/L	0.50	09/13/24 21:46	
EPA 6010D	Sodium	7.9	mg/L	1.0	09/13/24 21:46	
EPA 6010D	Calcium	107	mg/L	1.0	09/13/24 21:46	
EPA 6010D	Magnesium	13.1	mg/L	0.050	09/13/24 21:46	
EPA 6020B	Arsenic	0.43	mg/L	0.0050	09/13/24 17:43	
EPA 6020B	Barium	0.048	mg/L	0.0050	09/13/24 17:43	
EPA 6020B	Beryllium	0.000099J	mg/L	0.00050	09/13/24 17:43	
EPA 6020B	Boron	0.69	mg/L	0.040	09/13/24 17:43	
EPA 6020B	Cobalt	0.079	mg/L	0.0050	09/13/24 17:43	
EPA 6020B	Lithium	0.042	mg/L	0.030	09/13/24 17:43	
EPA 6020B	Molybdenum	0.017	mg/L	0.010	09/13/24 17:43	
SM 2540C-2015	Total Dissolved Solids	521	mg/L	25.0	09/11/24 13:46	
SM 2320B-2011	Alkalinity,Bicarbonate (CaCO3)	149	mg/L	5.0	09/11/24 15:33	
SM 2320B-2011	Alkalinity, Total as CaCO3	149	mg/L	5.0	09/11/24 15:33	
EPA 300.0 Rev 2.1 1993	Chloride	15.2	mg/L	1.0	09/10/24 09:47	
EPA 300.0 Rev 2.1 1993	Fluoride	0.36	mg/L	0.10	09/10/24 09:47	
EPA 300.0 Rev 2.1 1993	Sulfate	204	mg/L	5.0	09/10/24 19:44	
92752167010	**HAM-AP1-EB-01**					
SM 2540C-2015	Total Dissolved Solids	66.0	mg/L	25.0	09/11/24 13:48	
92752167011	**HAM-AP1-FB-01**					
EPA 6020B	Molybdenum	0.00063J	mg/L	0.010	09/13/24 17:51	
SM 2540C-2015	Total Dissolved Solids	43.0	mg/L	25.0	09/11/24 13:48	
92752167012	**HAM-AP1-FD-01**					
EPA 6010D	Iron	10.1	mg/L	0.040	09/13/24 22:11	
EPA 6010D	Manganese	3.0	mg/L	0.040	09/13/24 22:11	
EPA 6010D	Potassium	5.4	mg/L	0.50	09/13/24 22:11	

This report shall not be reproduced, except in full,
without the written consent of Pace Analytical Services, LLC.

Pace Analytical Services, LLC
9800 Kincey Ave. Suite 100
Huntersville, NC 28078
(704)875-9092

SUMMARY OF DETECTION

Project: Hammond AP-1 (CA)-20240904
Pace Project No.: 92752167

Lab Sample ID Method	Client Sample ID Parameters	Result	Units	Report Limit	Analyzed	Qualifiers
92752167012	**HAM-AP1-FD-01**					
EPA 6010D	Sodium	9.3	mg/L	1.0	09/13/24 22:11	
EPA 6010D	Calcium	92.4	mg/L	1.0	09/13/24 22:11	
EPA 6010D	Magnesium	13.1	mg/L	0.050	09/13/24 22:11	
EPA 6020B	Arsenic	0.21	mg/L	0.0050	09/13/24 17:54	
EPA 6020B	Barium	0.049	mg/L	0.0050	09/13/24 17:54	
EPA 6020B	Boron	0.71	mg/L	0.040	09/13/24 17:54	
EPA 6020B	Cobalt	0.084	mg/L	0.0050	09/13/24 17:54	
EPA 6020B	Lithium	0.016J	mg/L	0.030	09/13/24 17:54	
EPA 6020B	Molybdenum	0.010	mg/L	0.010	09/13/24 17:54	
SM 2540C-2015	Total Dissolved Solids	492	mg/L	25.0	09/11/24 13:48	
SM 2320B-2011	Alkalinity,Bicarbonate (CaCO3)	81.3	mg/L	5.0	09/11/24 17:55	
SM 2320B-2011	Alkalinity, Total as CaCO3	81.3	mg/L	5.0	09/11/24 17:55	
EPA 300.0 Rev 2.1 1993	Chloride	19.5	mg/L	1.0	09/10/24 10:03	
EPA 300.0 Rev 2.1 1993	Fluoride	0.17	mg/L	0.10	09/10/24 10:03	
EPA 300.0 Rev 2.1 1993	Sulfate	195	mg/L	4.0	09/10/24 19:59	

This report shall not be reproduced, except in full,
without the written consent of Pace Analytical Services, LLC.

Pace Analytical Services, LLC
9800 Kincey Ave. Suite 100
Huntersville, NC 28078
(704)875-9092

ANALYTICAL RESULTS

Project: Hammond AP-1 (CA)-20240904
Pace Project No.: 92752167

Sample: HAM-PT-07 **Lab ID: 92752167001** Collected: 09/04/24 15:38 Received: 09/06/24 11:54 Matrix: Water

Parameters	Results	Units	Report Limit	MDL	DF	Prepared	Analyzed	CAS No.	Qual
6010D ATL ICP	Analytical Method: EPA 6010D Preparation Method: EPA 3010A Pace Analytical Services - Peachtree Corners, GA								
Iron	**15.6**	mg/L	0.040	0.025	1	09/12/24 13:03	09/13/24 20:42	7439-89-6	M1
Manganese	**4.4**	mg/L	0.040	0.011	1	09/12/24 13:03	09/13/24 20:42	7439-96-5	M1
Potassium	**5.8**	mg/L	0.50	0.15	1	09/12/24 13:03	09/13/24 20:42	7440-09-7	
Sodium	**9.8**	mg/L	1.0	0.58	1	09/12/24 13:03	09/13/24 20:42	7440-23-5	M1
Calcium	**117**	mg/L	1.0	0.12	1	09/12/24 13:03	09/13/24 20:42	7440-70-2	M1
Magnesium	**16.4**	mg/L	0.050	0.012	1	09/12/24 13:03	09/13/24 20:42	7439-95-4	M1
6020 MET ICPMS	Analytical Method: EPA 6020B Preparation Method: EPA 3005A Pace Analytical Services - Peachtree Corners, GA								
Antimony	**0.0014J**	mg/L	0.0030	0.00054	1	09/11/24 13:55	09/13/24 16:47	7440-36-0	
Arsenic	**0.30**	mg/L	0.0050	0.00084	1	09/11/24 13:55	09/13/24 16:47	7440-38-2	
Barium	**0.050**	mg/L	0.0050	0.00047	1	09/11/24 13:55	09/13/24 16:47	7440-39-3	
Beryllium	ND	mg/L	0.00050	0.000094	1	09/11/24 13:55	09/13/24 16:47	7440-41-7	
Boron	**0.56**	mg/L	0.040	0.012	1	09/11/24 13:55	09/13/24 16:47	7440-42-8	
Cadmium	ND	mg/L	0.00050	0.00010	1	09/11/24 13:55	09/13/24 16:47	7440-43-9	
Chromium	ND	mg/L	0.0050	0.0019	1	09/11/24 13:55	09/13/24 16:47	7440-47-3	
Cobalt	**0.12**	mg/L	0.0050	0.00032	1	09/11/24 13:55	09/13/24 16:47	7440-48-4	
Lead	ND	mg/L	0.0010	0.00016	1	09/11/24 13:55	09/13/24 16:47	7439-92-1	
Lithium	**0.053**	mg/L	0.030	0.0016	1	09/11/24 13:55	09/13/24 16:47	7439-93-2	
Molybdenum	**0.010**	mg/L	0.010	0.00062	1	09/11/24 13:55	09/13/24 16:47	7439-98-7	
Selenium	ND	mg/L	0.0050	0.00096	1	09/11/24 13:55	09/13/24 16:47	7782-49-2	
Thallium	ND	mg/L	0.0010	0.00038	1	09/11/24 13:55	09/13/24 16:47	7440-28-0	
7470 Mercury	Analytical Method: EPA 7470A Preparation Method: EPA 7470A Pace Analytical Services - Peachtree Corners, GA								
Mercury	ND	mg/L	0.00020	0.00013	1	09/17/24 07:00	09/17/24 10:34	7439-97-6	
2540C Total Dissolved Solids	Analytical Method: SM 2540C-2015 Pace Analytical Services - Peachtree Corners, GA								
Total Dissolved Solids	**561**	mg/L	25.0	25.0	1		09/10/24 12:56		
2320B Alkalinity	Analytical Method: SM 2320B-2011 Pace Analytical Services - Asheville								
Alkalinity,Bicarbonate (CaCO3)	**143**	mg/L	5.0	5.0	1		09/11/24 14:27		
Alkalinity,Carbonate (CaCO3)	ND	mg/L	5.0	5.0	1		09/11/24 14:27		
Alkalinity, Total as CaCO3	**143**	mg/L	5.0	5.0	1		09/11/24 14:27		
4500S2D Sulfide Water	Analytical Method: SM 4500-S2D-2011 Pace Analytical Services - Asheville								
Sulfide	ND	mg/L	0.10	0.022	1		09/10/24 04:23	18496-25-8	
300.0 IC Anions 28 Days	Analytical Method: EPA 300.0 Rev 2.1 1993 Pace Analytical Services - Asheville								
Chloride	**17.4**	mg/L	1.0	0.60	1		09/10/24 06:53	16887-00-6	

This report shall not be reproduced, except in full,
without the written consent of Pace Analytical Services, LLC.

Pace Analytical Services, LLC
9800 Kincey Ave. Suite 100
Huntersville, NC 28078
(704)875-9092

ANALYTICAL RESULTS

Project: Hammond AP-1 (CA)-20240904
Pace Project No.: 92752167

Sample: HAM-PT-07 **Lab ID: 92752167001** Collected: 09/04/24 15:38 Received: 09/06/24 11:54 Matrix: Water

Parameters	Results	Units	Report Limit	MDL	DF	Prepared	Analyzed	CAS No.	Qual
300.0 IC Anions 28 Days	Analytical Method: EPA 300.0 Rev 2.1 1993 Pace Analytical Services - Asheville								
Fluoride	**0.37**	mg/L	0.10	0.050	1		09/10/24 06:53	16984-48-8	
Sulfate	**221**	mg/L	5.0	2.5	5		09/10/24 16:52	14808-79-8	

This report shall not be reproduced, except in full,
without the written consent of Pace Analytical Services, LLC.

Pace Analytical Services, LLC
9800 Kincey Ave. Suite 100
Huntersville, NC 28078
(704)875-9092

ANALYTICAL RESULTS

Project: Hammond AP-1 (CA)-20240904
Pace Project No.: 92752167

Sample: HAM-PT-08 **Lab ID: 92752167002** Collected: 09/05/24 12:47 Received: 09/06/24 11:54 Matrix: Water

Parameters	Results	Units	Report Limit	MDL	DF	Prepared	Analyzed	CAS No.	Qual
6010D ATL ICP	Analytical Method: EPA 6010D Preparation Method: EPA 3010A Pace Analytical Services - Peachtree Corners, GA								
Iron	**9.8**	mg/L	0.040	0.025	1	09/12/24 13:03	09/13/24 21:12	7439-89-6	
Manganese	**3.0**	mg/L	0.040	0.011	1	09/12/24 13:03	09/13/24 21:12	7439-96-5	
Potassium	**5.3**	mg/L	0.50	0.15	1	09/12/24 13:03	09/13/24 21:12	7440-09-7	
Sodium	**8.2**	mg/L	1.0	0.58	1	09/12/24 13:03	09/13/24 21:12	7440-23-5	
Calcium	**94.4**	mg/L	1.0	0.12	1	09/12/24 13:03	09/13/24 21:12	7440-70-2	
Magnesium	**13.2**	mg/L	0.050	0.012	1	09/12/24 13:03	09/13/24 21:12	7439-95-4	
6020 MET ICPMS	Analytical Method: EPA 6020B Preparation Method: EPA 3005A Pace Analytical Services - Peachtree Corners, GA								
Antimony	**0.0013J**	mg/L	0.0030	0.00054	1	09/11/24 13:55	09/13/24 17:01	7440-36-0	
Arsenic	**0.23**	mg/L	0.0050	0.00084	1	09/11/24 13:55	09/13/24 17:01	7440-38-2	
Barium	**0.048**	mg/L	0.0050	0.00047	1	09/11/24 13:55	09/13/24 17:01	7440-39-3	
Beryllium	ND	mg/L	0.00050	0.000094	1	09/11/24 13:55	09/13/24 17:01	7440-41-7	
Boron	**0.70**	mg/L	0.040	0.012	1	09/11/24 13:55	09/13/24 17:01	7440-42-8	
Cadmium	ND	mg/L	0.00050	0.00010	1	09/11/24 13:55	09/13/24 17:01	7440-43-9	
Chromium	ND	mg/L	0.0050	0.0019	1	09/11/24 13:55	09/13/24 17:01	7440-47-3	
Cobalt	**0.084**	mg/L	0.0050	0.00032	1	09/11/24 13:55	09/13/24 17:01	7440-48-4	
Lead	ND	mg/L	0.0010	0.00016	1	09/11/24 13:55	09/13/24 17:01	7439-92-1	
Lithium	**0.015J**	mg/L	0.030	0.0016	1	09/11/24 13:55	09/13/24 17:01	7439-93-2	
Molybdenum	**0.010**	mg/L	0.010	0.00062	1	09/11/24 13:55	09/13/24 17:01	7439-98-7	
Selenium	ND	mg/L	0.0050	0.00096	1	09/11/24 13:55	09/13/24 17:01	7782-49-2	
Thallium	ND	mg/L	0.0010	0.00038	1	09/11/24 13:55	09/13/24 17:01	7440-28-0	
7470 Mercury	Analytical Method: EPA 7470A Preparation Method: EPA 7470A Pace Analytical Services - Peachtree Corners, GA								
Mercury	ND	mg/L	0.00020	0.00013	1	09/17/24 07:00	09/17/24 10:37	7439-97-6	
2540C Total Dissolved Solids	Analytical Method: SM 2540C-2015 Pace Analytical Services - Peachtree Corners, GA								
Total Dissolved Solids	**466**	mg/L	25.0	25.0	1		09/11/24 13:47		
2320B Alkalinity	Analytical Method: SM 2320B-2011 Pace Analytical Services - Asheville								
Alkalinity,Bicarbonate (CaCO3)	**77.7**	mg/L	5.0	5.0	1		09/11/24 17:31		
Alkalinity,Carbonate (CaCO3)	ND	mg/L	5.0	5.0	1		09/11/24 17:31		
Alkalinity, Total as CaCO3	**77.7**	mg/L	5.0	5.0	1		09/11/24 17:31		
4500S2D Sulfide Water	Analytical Method: SM 4500-S2D-2011 Pace Analytical Services - Asheville								
Sulfide	ND	mg/L	0.10	0.022	1		09/10/24 04:31	18496-25-8	
300.0 IC Anions 28 Days	Analytical Method: EPA 300.0 Rev 2.1 1993 Pace Analytical Services - Asheville								
Chloride	**19.3**	mg/L	1.0	0.60	1		09/10/24 07:09	16887-00-6	

This report shall not be reproduced, except in full,
without the written consent of Pace Analytical Services, LLC.

Pace Analytical Services, LLC
9800 Kincey Ave. Suite 100
Huntersville, NC 28078
(704)875-9092

ANALYTICAL RESULTS

Project: Hammond AP-1 (CA)-20240904
Pace Project No.: 92752167

Sample: HAM-PT-08 **Lab ID: 92752167002** Collected: 09/05/24 12:47 Received: 09/06/24 11:54 Matrix: Water

Parameters	Results	Units	Report Limit	MDL	DF	Prepared	Analyzed	CAS No.	Qual
300.0 IC Anions 28 Days	Analytical Method: EPA 300.0 Rev 2.1 1993 Pace Analytical Services - Asheville								
Fluoride	**0.16**	mg/L	0.10	0.050	1		09/10/24 07:09	16984-48-8	M1
Sulfate	**193**	mg/L	4.0	2.0	4		09/10/24 17:07	14808-79-8	M1

This report shall not be reproduced, except in full,
without the written consent of Pace Analytical Services, LLC.

Pace Analytical Services, LLC
9800 Kincey Ave. Suite 100
Huntersville, NC 28078
(704)875-9092

ANALYTICAL RESULTS

Project: Hammond AP-1 (CA)-20240904
Pace Project No.: 92752167

Sample: HAM-PT-09 **Lab ID: 92752167003** Collected: 09/04/24 13:20 Received: 09/06/24 11:54 Matrix: Water

Parameters	Results	Units	Report Limit	MDL	DF	Prepared	Analyzed	CAS No.	Qual
6010D ATL ICP	Analytical Method: EPA 6010D Preparation Method: EPA 3010A Pace Analytical Services - Peachtree Corners, GA								
Iron	**0.31**	mg/L	0.040	0.025	1	09/12/24 13:03	09/13/24 21:17	7439-89-6	
Manganese	**0.28**	mg/L	0.040	0.011	1	09/12/24 13:03	09/13/24 21:17	7439-96-5	
Potassium	**6.1**	mg/L	0.50	0.15	1	09/12/24 13:03	09/13/24 21:17	7440-09-7	
Sodium	**8.9**	mg/L	1.0	0.58	1	09/12/24 13:03	09/13/24 21:17	7440-23-5	
Calcium	**87.9**	mg/L	1.0	0.12	1	09/12/24 13:03	09/13/24 21:17	7440-70-2	
Magnesium	**24.9**	mg/L	0.050	0.012	1	09/12/24 13:03	09/13/24 21:17	7439-95-4	
6020 MET ICPMS	Analytical Method: EPA 6020B Preparation Method: EPA 3005A Pace Analytical Services - Peachtree Corners, GA								
Antimony	ND	mg/L	0.0030	0.00054	1	09/11/24 13:55	09/13/24 17:05	7440-36-0	
Arsenic	ND	mg/L	0.0050	0.00084	1	09/11/24 13:55	09/13/24 17:05	7440-38-2	
Barium	**0.068**	mg/L	0.0050	0.00047	1	09/11/24 13:55	09/13/24 17:05	7440-39-3	
Beryllium	ND	mg/L	0.00050	0.000094	1	09/11/24 13:55	09/13/24 17:05	7440-41-7	
Boron	**1.4**	mg/L	0.040	0.012	1	09/11/24 13:55	09/13/24 17:05	7440-42-8	
Cadmium	**0.00021J**	mg/L	0.00050	0.00010	1	09/11/24 13:55	09/13/24 17:05	7440-43-9	
Chromium	ND	mg/L	0.0050	0.0019	1	09/11/24 13:55	09/13/24 17:05	7440-47-3	
Cobalt	**0.0027J**	mg/L	0.0050	0.00032	1	09/11/24 13:55	09/13/24 17:05	7440-48-4	
Lead	ND	mg/L	0.0010	0.00016	1	09/11/24 13:55	09/13/24 17:05	7439-92-1	
Lithium	**0.0022J**	mg/L	0.030	0.0016	1	09/11/24 13:55	09/13/24 17:05	7439-93-2	
Molybdenum	**0.26**	mg/L	0.010	0.00062	1	09/11/24 13:55	09/13/24 17:05	7439-98-7	
Selenium	ND	mg/L	0.0050	0.00096	1	09/11/24 13:55	09/13/24 17:05	7782-49-2	
Thallium	ND	mg/L	0.0010	0.00038	1	09/11/24 13:55	09/13/24 17:05	7440-28-0	
7470 Mercury	Analytical Method: EPA 7470A Preparation Method: EPA 7470A Pace Analytical Services - Peachtree Corners, GA								
Mercury	ND	mg/L	0.00020	0.00013	1	09/17/24 07:00	09/17/24 10:39	7439-97-6	
2540C Total Dissolved Solids	Analytical Method: SM 2540C-2015 Pace Analytical Services - Peachtree Corners, GA								
Total Dissolved Solids	**486**	mg/L	25.0	25.0	1		09/10/24 12:56		
2320B Alkalinity	Analytical Method: SM 2320B-2011 Pace Analytical Services - Asheville								
Alkalinity,Bicarbonate (CaCO3)	**121**	mg/L	5.0	5.0	1		09/11/24 14:38		
Alkalinity,Carbonate (CaCO3)	ND	mg/L	5.0	5.0	1		09/11/24 14:38		
Alkalinity, Total as CaCO3	**121**	mg/L	5.0	5.0	1		09/11/24 14:38		
4500S2D Sulfide Water	Analytical Method: SM 4500-S2D-2011 Pace Analytical Services - Asheville								
Sulfide	ND	mg/L	0.10	0.022	1		09/10/24 04:25	18496-25-8	
300.0 IC Anions 28 Days	Analytical Method: EPA 300.0 Rev 2.1 1993 Pace Analytical Services - Asheville								
Chloride	**45.3**	mg/L	1.0	0.60	1		09/10/24 07:56	16887-00-6	

This report shall not be reproduced, except in full,
without the written consent of Pace Analytical Services, LLC.

Pace Analytical Services, LLC
9800 Kincey Ave. Suite 100
Huntersville, NC 28078
(704)875-9092

ANALYTICAL RESULTS

Project: Hammond AP-1 (CA)-20240904
Pace Project No.: 92752167

Sample: HAM-PT-09 **Lab ID: 92752167003** Collected: 09/04/24 13:20 Received: 09/06/24 11:54 Matrix: Water

Parameters	Results	Units	Report Limit	MDL	DF	Prepared	Analyzed	CAS No.	Qual
300.0 IC Anions 28 Days	Analytical Method: EPA 300.0 Rev 2.1 1993 Pace Analytical Services - Asheville								
Fluoride	**0.43**	mg/L	0.10	0.050	1		09/10/24 07:56	16984-48-8	
Sulfate	**149**	mg/L	3.0	1.5	3		09/10/24 17:54	14808-79-8	

This report shall not be reproduced, except in full,
without the written consent of Pace Analytical Services, LLC.

Pace Analytical Services, LLC
9800 Kincey Ave. Suite 100
Huntersville, NC 28078
(704)875-9092

ANALYTICAL RESULTS

Project: Hammond AP-1 (CA)-20240904
Pace Project No.: 92752167

Sample: HAM-PT-10 **Lab ID: 92752167004** Collected: 09/04/24 11:35 Received: 09/06/24 11:54 Matrix: Water

Parameters	Results	Units	Report Limit	MDL	DF	Prepared	Analyzed	CAS No.	Qual
6010D ATL ICP	Analytical Method: EPA 6010D Preparation Method: EPA 3010A								
	Pace Analytical Services - Peachtree Corners, GA								
Iron	**0.077**	mg/L	0.040	0.025	1	09/12/24 13:03	09/13/24 21:22	7439-89-6	
Manganese	**0.42**	mg/L	0.040	0.011	1	09/12/24 13:03	09/13/24 21:22	7439-96-5	
Potassium	**6.8**	mg/L	0.50	0.15	1	09/12/24 13:03	09/13/24 21:22	7440-09-7	
Sodium	**8.7**	mg/L	1.0	0.58	1	09/12/24 13:03	09/13/24 21:22	7440-23-5	
Calcium	**99.0**	mg/L	1.0	0.12	1	09/12/24 13:03	09/13/24 21:22	7440-70-2	
Magnesium	**13.1**	mg/L	0.050	0.012	1	09/12/24 13:03	09/13/24 21:22	7439-95-4	
6020 MET ICPMS	Analytical Method: EPA 6020B Preparation Method: EPA 3005A								
	Pace Analytical Services - Peachtree Corners, GA								
Antimony	ND	mg/L	0.0030	0.00054	1	09/11/24 13:55	09/13/24 17:09	7440-36-0	
Arsenic	ND	mg/L	0.0050	0.00084	1	09/11/24 13:55	09/13/24 17:09	7440-38-2	
Barium	**0.047**	mg/L	0.0050	0.00047	1	09/11/24 13:55	09/13/24 17:09	7440-39-3	
Beryllium	ND	mg/L	0.00050	0.000094	1	09/11/24 13:55	09/13/24 17:09	7440-41-7	
Boron	**1.6**	mg/L	0.040	0.012	1	09/11/24 13:55	09/13/24 17:09	7440-42-8	
Cadmium	**0.00011J**	mg/L	0.00050	0.00010	1	09/11/24 13:55	09/13/24 17:09	7440-43-9	
Chromium	ND	mg/L	0.0050	0.0019	1	09/11/24 13:55	09/13/24 17:09	7440-47-3	
Cobalt	**0.0015J**	mg/L	0.0050	0.00032	1	09/11/24 13:55	09/13/24 17:09	7440-48-4	
Lead	ND	mg/L	0.0010	0.00016	1	09/11/24 13:55	09/13/24 17:09	7439-92-1	
Lithium	ND	mg/L	0.030	0.0016	1	09/11/24 13:55	09/13/24 17:09	7439-93-2	
Molybdenum	**0.18**	mg/L	0.010	0.00062	1	09/11/24 13:55	09/13/24 17:09	7439-98-7	
Selenium	ND	mg/L	0.0050	0.00096	1	09/11/24 13:55	09/13/24 17:09	7782-49-2	
Thallium	ND	mg/L	0.0010	0.00038	1	09/11/24 13:55	09/13/24 17:09	7440-28-0	
7470 Mercury	Analytical Method: EPA 7470A Preparation Method: EPA 7470A								
	Pace Analytical Services - Peachtree Corners, GA								
Mercury	ND	mg/L	0.00020	0.00013	1	09/17/24 07:00	09/17/24 10:55	7439-97-6	
2540C Total Dissolved Solids	Analytical Method: SM 2540C-2015								
	Pace Analytical Services - Peachtree Corners, GA								
Total Dissolved Solids	**473**	mg/L	25.0	25.0	1		09/10/24 12:56		
2320B Alkalinity	Analytical Method: SM 2320B-2011								
	Pace Analytical Services - Asheville								
Alkalinity,Bicarbonate (CaCO3)	**130**	mg/L	5.0	5.0	1		09/11/24 14:47		
Alkalinity,Carbonate (CaCO3)	ND	mg/L	5.0	5.0	1		09/11/24 14:47		
Alkalinity, Total as CaCO3	**130**	mg/L	5.0	5.0	1		09/11/24 14:47		
4500S2D Sulfide Water	Analytical Method: SM 4500-S2D-2011								
	Pace Analytical Services - Asheville								
Sulfide	ND	mg/L	0.10	0.022	1		09/10/24 04:25	18496-25-8	
300.0 IC Anions 28 Days	Analytical Method: EPA 300.0 Rev 2.1 1993								
	Pace Analytical Services - Asheville								
Chloride	**46.2**	mg/L	1.0	0.60	1		09/10/24 16:35	16887-00-6	

This report shall not be reproduced, except in full,
without the written consent of Pace Analytical Services, LLC.

Pace Analytical Services, LLC
9800 Kincey Ave. Suite 100
Huntersville, NC 28078
(704)875-9092

ANALYTICAL RESULTS

Project: Hammond AP-1 (CA)-20240904
Pace Project No.: 92752167

Sample: HAM-PT-10 **Lab ID: 92752167004** Collected: 09/04/24 11:35 Received: 09/06/24 11:54 Matrix: Water

Parameters	Results	Units	Report Limit	MDL	DF	Prepared	Analyzed	CAS No.	Qual
300.0 IC Anions 28 Days	Analytical Method: EPA 300.0 Rev 2.1 1993 Pace Analytical Services - Asheville								
Fluoride	**0.28**	mg/L	0.10	0.050	1		09/10/24 16:35	16984-48-8	
Sulfate	**118**	mg/L	3.0	1.5	3		09/10/24 18:49	14808-79-8	

This report shall not be reproduced, except in full,
without the written consent of Pace Analytical Services, LLC.

Pace Analytical Services, LLC
9800 Kincey Ave. Suite 100
Huntersville, NC 28078
(704)875-9092

ANALYTICAL RESULTS

Project: Hammond AP-1 (CA)-20240904
Pace Project No.: 92752167

Sample: HAM-PT-11 **Lab ID: 92752167005** Collected: 09/04/24 11:25 Received: 09/06/24 11:54 Matrix: Water

Parameters	Results	Units	Report Limit	MDL	DF	Prepared	Analyzed	CAS No.	Qual
6010D ATL ICP	Analytical Method: EPA 6010D Preparation Method: EPA 3010A								
	Pace Analytical Services - Peachtree Corners, GA								
Iron	**0.41**	mg/L	0.040	0.025	1	09/12/24 13:03	09/13/24 21:27	7439-89-6	
Manganese	**0.59**	mg/L	0.040	0.011	1	09/12/24 13:03	09/13/24 21:27	7439-96-5	
Potassium	**6.1**	mg/L	0.50	0.15	1	09/12/24 13:03	09/13/24 21:27	7440-09-7	
Sodium	**8.6**	mg/L	1.0	0.58	1	09/12/24 13:03	09/13/24 21:27	7440-23-5	
Calcium	**94.9**	mg/L	1.0	0.12	1	09/12/24 13:03	09/13/24 21:27	7440-70-2	
Magnesium	**17.8**	mg/L	0.050	0.012	1	09/12/24 13:03	09/13/24 21:27	7439-95-4	
6020 MET ICPMS	Analytical Method: EPA 6020B Preparation Method: EPA 3005A								
	Pace Analytical Services - Peachtree Corners, GA								
Antimony	ND	mg/L	0.0030	0.00054	1	09/11/24 13:55	09/13/24 17:12	7440-36-0	
Arsenic	**0.00087J**	mg/L	0.0050	0.00084	1	09/11/24 13:55	09/13/24 17:12	7440-38-2	
Barium	**0.070**	mg/L	0.0050	0.00047	1	09/11/24 13:55	09/13/24 17:12	7440-39-3	
Beryllium	ND	mg/L	0.00050	0.000094	1	09/11/24 13:55	09/13/24 17:12	7440-41-7	
Boron	**1.4**	mg/L	0.040	0.012	1	09/11/24 13:55	09/13/24 17:12	7440-42-8	
Cadmium	**0.00017J**	mg/L	0.00050	0.00010	1	09/11/24 13:55	09/13/24 17:12	7440-43-9	
Chromium	ND	mg/L	0.0050	0.0019	1	09/11/24 13:55	09/13/24 17:12	7440-47-3	
Cobalt	**0.0066**	mg/L	0.0050	0.00032	1	09/11/24 13:55	09/13/24 17:12	7440-48-4	
Lead	ND	mg/L	0.0010	0.00016	1	09/11/24 13:55	09/13/24 17:12	7439-92-1	
Lithium	**0.0039J**	mg/L	0.030	0.0016	1	09/11/24 13:55	09/13/24 17:12	7439-93-2	
Molybdenum	**0.14**	mg/L	0.010	0.00062	1	09/11/24 13:55	09/13/24 17:12	7439-98-7	
Selenium	ND	mg/L	0.0050	0.00096	1	09/11/24 13:55	09/13/24 17:12	7782-49-2	
Thallium	ND	mg/L	0.0010	0.00038	1	09/11/24 13:55	09/13/24 17:12	7440-28-0	
7470 Mercury	Analytical Method: EPA 7470A Preparation Method: EPA 7470A								
	Pace Analytical Services - Peachtree Corners, GA								
Mercury	ND	mg/L	0.00020	0.00013	1	09/17/24 07:00	09/17/24 10:58	7439-97-6	
2540C Total Dissolved Solids	Analytical Method: SM 2540C-2015								
	Pace Analytical Services - Peachtree Corners, GA								
Total Dissolved Solids	**483**	mg/L	25.0	25.0	1		09/10/24 13:01		
2320B Alkalinity	Analytical Method: SM 2320B-2011								
	Pace Analytical Services - Asheville								
Alkalinity,Bicarbonate (CaCO3)	**133**	mg/L	5.0	5.0	1		09/11/24 15:04		
Alkalinity,Carbonate (CaCO3)	ND	mg/L	5.0	5.0	1		09/11/24 15:04		
Alkalinity, Total as CaCO3	**133**	mg/L	5.0	5.0	1		09/11/24 15:04		
4500S2D Sulfide Water	Analytical Method: SM 4500-S2D-2011								
	Pace Analytical Services - Asheville								
Sulfide	ND	mg/L	0.10	0.022	1		09/10/24 04:26	18496-25-8	
300.0 IC Anions 28 Days	Analytical Method: EPA 300.0 Rev 2.1 1993								
	Pace Analytical Services - Asheville								
Chloride	**46.1**	mg/L	1.0	0.60	1		09/10/24 08:12	16887-00-6	

This report shall not be reproduced, except in full,
without the written consent of Pace Analytical Services, LLC.

Pace Analytical Services, LLC
9800 Kincey Ave. Suite 100
Huntersville, NC 28078
(704)875-9092

ANALYTICAL RESULTS

Project: Hammond AP-1 (CA)-20240904
Pace Project No.: 92752167

Sample: HAM-PT-11 **Lab ID: 92752167005** Collected: 09/04/24 11:25 Received: 09/06/24 11:54 Matrix: Water

Parameters	Results	Units	Report Limit	MDL	DF	Prepared	Analyzed	CAS No.	Qual
300.0 IC Anions 28 Days	Analytical Method: EPA 300.0 Rev 2.1 1993 Pace Analytical Services - Asheville								
Fluoride	**0.43**	mg/L	0.10	0.050	1		09/10/24 08:12	16984-48-8	
Sulfate	**139**	mg/L	3.0	1.5	3		09/10/24 18:10	14808-79-8	

This report shall not be reproduced, except in full,
without the written consent of Pace Analytical Services, LLC.

Pace Analytical Services, LLC
9800 Kincey Ave. Suite 100
Huntersville, NC 28078
(704)875-9092

ANALYTICAL RESULTS

Project: Hammond AP-1 (CA)-20240904
Pace Project No.: 92752167

Sample: HAM-PT-12 **Lab ID: 92752167006** Collected: 09/04/24 15:25 Received: 09/06/24 11:54 Matrix: Water

Parameters	Results	Units	Report Limit	MDL	DF	Prepared	Analyzed	CAS No.	Qual
6010D ATL ICP	Analytical Method: EPA 6010D Preparation Method: EPA 3010A								
	Pace Analytical Services - Peachtree Corners, GA								
Iron	**0.14**	mg/L	0.040	0.025	1	09/12/24 13:03	09/13/24 21:32	7439-89-6	
Manganese	**0.77**	mg/L	0.040	0.011	1	09/12/24 13:03	09/13/24 21:32	7439-96-5	
Potassium	**5.5**	mg/L	0.50	0.15	1	09/12/24 13:03	09/13/24 21:32	7440-09-7	
Sodium	**6.7**	mg/L	1.0	0.58	1	09/12/24 13:03	09/13/24 21:32	7440-23-5	
Calcium	**90.2**	mg/L	1.0	0.12	1	09/12/24 13:03	09/13/24 21:32	7440-70-2	
Magnesium	**26.4**	mg/L	0.050	0.012	1	09/12/24 13:03	09/13/24 21:32	7439-95-4	
6020 MET ICPMS	Analytical Method: EPA 6020B Preparation Method: EPA 3005A								
	Pace Analytical Services - Peachtree Corners, GA								
Antimony	ND	mg/L	0.0030	0.00054	1	09/11/24 13:55	09/13/24 17:32	7440-36-0	
Arsenic	**0.0017J**	mg/L	0.0050	0.00084	1	09/11/24 13:55	09/13/24 17:32	7440-38-2	
Barium	**0.068**	mg/L	0.0050	0.00047	1	09/11/24 13:55	09/13/24 17:32	7440-39-3	
Beryllium	ND	mg/L	0.00050	0.000094	1	09/11/24 13:55	09/13/24 17:32	7440-41-7	
Boron	**1.0**	mg/L	0.040	0.012	1	09/11/24 13:55	09/13/24 17:32	7440-42-8	
Cadmium	**0.00024J**	mg/L	0.00050	0.00010	1	09/11/24 13:55	09/13/24 17:32	7440-43-9	
Chromium	ND	mg/L	0.0050	0.0019	1	09/11/24 13:55	09/13/24 17:32	7440-47-3	
Cobalt	**0.0028J**	mg/L	0.0050	0.00032	1	09/11/24 13:55	09/13/24 17:32	7440-48-4	
Lead	ND	mg/L	0.0010	0.00016	1	09/11/24 13:55	09/13/24 17:32	7439-92-1	
Lithium	**0.0020J**	mg/L	0.030	0.0016	1	09/11/24 13:55	09/13/24 17:32	7439-93-2	
Molybdenum	**0.19**	mg/L	0.010	0.00062	1	09/11/24 13:55	09/13/24 17:32	7439-98-7	
Selenium	ND	mg/L	0.0050	0.00096	1	09/11/24 13:55	09/13/24 17:32	7782-49-2	
Thallium	ND	mg/L	0.0010	0.00038	1	09/11/24 13:55	09/13/24 17:32	7440-28-0	
7470 Mercury	Analytical Method: EPA 7470A Preparation Method: EPA 7470A								
	Pace Analytical Services - Peachtree Corners, GA								
Mercury	ND	mg/L	0.00020	0.00013	1	09/17/24 07:00	09/17/24 11:00	7439-97-6	
2540C Total Dissolved Solids	Analytical Method: SM 2540C-2015								
	Pace Analytical Services - Peachtree Corners, GA								
Total Dissolved Solids	**500**	mg/L	25.0	25.0	1		09/10/24 13:02		
2320B Alkalinity	Analytical Method: SM 2320B-2011								
	Pace Analytical Services - Asheville								
Alkalinity,Bicarbonate (CaCO3)	**124**	mg/L	5.0	5.0	1		09/11/24 15:14		
Alkalinity,Carbonate (CaCO3)	ND	mg/L	5.0	5.0	1		09/11/24 15:14		
Alkalinity, Total as CaCO3	**124**	mg/L	5.0	5.0	1		09/11/24 15:14		
4500S2D Sulfide Water	Analytical Method: SM 4500-S2D-2011								
	Pace Analytical Services - Asheville								
Sulfide	ND	mg/L	0.10	0.022	1		09/10/24 04:27	18496-25-8	
300.0 IC Anions 28 Days	Analytical Method: EPA 300.0 Rev 2.1 1993								
	Pace Analytical Services - Asheville								
Chloride	**28.7**	mg/L	1.0	0.60	1		09/10/24 08:28	16887-00-6	

This report shall not be reproduced, except in full,
without the written consent of Pace Analytical Services, LLC.

Pace Analytical Services, LLC
9800 Kincey Ave. Suite 100
Huntersville, NC 28078
(704)875-9092

ANALYTICAL RESULTS

Project: Hammond AP-1 (CA)-20240904
Pace Project No.: 92752167

Sample: HAM-PT-12 **Lab ID: 92752167006** Collected: 09/04/24 15:25 Received: 09/06/24 11:54 Matrix: Water

Parameters	Results	Units	Report Limit	MDL	DF	Prepared	Analyzed	CAS No.	Qual
300.0 IC Anions 28 Days	Analytical Method: EPA 300.0 Rev 2.1 1993 Pace Analytical Services - Asheville								
Fluoride	**0.38**	mg/L	0.10	0.050	1		09/10/24 08:28	16984-48-8	
Sulfate	**187**	mg/L	4.0	2.0	4		09/10/24 18:25	14808-79-8	

This report shall not be reproduced, except in full,
without the written consent of Pace Analytical Services, LLC.

Pace Analytical Services, LLC
9800 Kincey Ave. Suite 100
Huntersville, NC 28078
(704)875-9092

ANALYTICAL RESULTS

Project: Hammond AP-1 (CA)-20240904
Pace Project No.: 92752167

Sample: HAM-PT-13 **Lab ID: 92752167007** Collected: 09/04/24 14:00 Received: 09/06/24 11:54 Matrix: Water

Parameters	Results	Units	Report Limit	MDL	DF	Prepared	Analyzed	CAS No.	Qual
6010D ATL ICP	Analytical Method: EPA 6010D Preparation Method: EPA 3010A Pace Analytical Services - Peachtree Corners, GA								
Iron	**17.2**	mg/L	0.040	0.025	1	09/12/24 13:03	09/13/24 21:37	7439-89-6	
Manganese	**4.1**	mg/L	0.040	0.011	1	09/12/24 13:03	09/13/24 21:37	7439-96-5	
Potassium	**5.9**	mg/L	0.50	0.15	1	09/12/24 13:03	09/13/24 21:37	7440-09-7	
Sodium	**10.6**	mg/L	1.0	0.58	1	09/12/24 13:03	09/13/24 21:37	7440-23-5	
Calcium	**120**	mg/L	1.0	0.12	1	09/12/24 13:03	09/13/24 21:37	7440-70-2	
Magnesium	**16.1**	mg/L	0.050	0.012	1	09/12/24 13:03	09/13/24 21:37	7439-95-4	
6020 MET ICPMS	Analytical Method: EPA 6020B Preparation Method: EPA 3005A Pace Analytical Services - Peachtree Corners, GA								
Antimony	ND	mg/L	0.0030	0.00054	1	09/11/24 13:55	09/13/24 17:36	7440-36-0	
Arsenic	**0.31**	mg/L	0.0050	0.00084	1	09/11/24 13:55	09/13/24 17:36	7440-38-2	
Barium	**0.050**	mg/L	0.0050	0.00047	1	09/11/24 13:55	09/13/24 17:36	7440-39-3	
Beryllium	ND	mg/L	0.00050	0.000094	1	09/11/24 13:55	09/13/24 17:36	7440-41-7	
Boron	**0.53**	mg/L	0.040	0.012	1	09/11/24 13:55	09/13/24 17:36	7440-42-8	
Cadmium	ND	mg/L	0.00050	0.00010	1	09/11/24 13:55	09/13/24 17:36	7440-43-9	
Chromium	ND	mg/L	0.0050	0.0019	1	09/11/24 13:55	09/13/24 17:36	7440-47-3	
Cobalt	**0.038**	mg/L	0.0050	0.00032	1	09/11/24 13:55	09/13/24 17:36	7440-48-4	
Lead	ND	mg/L	0.0010	0.00016	1	09/11/24 13:55	09/13/24 17:36	7439-92-1	
Lithium	**0.059**	mg/L	0.030	0.0016	1	09/11/24 13:55	09/13/24 17:36	7439-93-2	
Molybdenum	**0.0088J**	mg/L	0.010	0.00062	1	09/11/24 13:55	09/13/24 17:36	7439-98-7	
Selenium	ND	mg/L	0.0050	0.00096	1	09/11/24 13:55	09/13/24 17:36	7782-49-2	
Thallium	ND	mg/L	0.0010	0.00038	1	09/11/24 13:55	09/13/24 17:36	7440-28-0	
7470 Mercury	Analytical Method: EPA 7470A Preparation Method: EPA 7470A Pace Analytical Services - Peachtree Corners, GA								
Mercury	ND	mg/L	0.00020	0.00013	1	09/17/24 07:00	09/17/24 11:03	7439-97-6	
2540C Total Dissolved Solids	Analytical Method: SM 2540C-2015 Pace Analytical Services - Peachtree Corners, GA								
Total Dissolved Solids	**570**	mg/L	25.0	25.0	1		09/11/24 13:45		
2320B Alkalinity	Analytical Method: SM 2320B-2011 Pace Analytical Services - Asheville								
Alkalinity,Bicarbonate (CaCO3)	**134**	mg/L	5.0	5.0	1		09/11/24 15:23		
Alkalinity,Carbonate (CaCO3)	ND	mg/L	5.0	5.0	1		09/11/24 15:23		
Alkalinity, Total as CaCO3	**134**	mg/L	5.0	5.0	1		09/11/24 15:23		
4500S2D Sulfide Water	Analytical Method: SM 4500-S2D-2011 Pace Analytical Services - Asheville								
Sulfide	ND	mg/L	0.10	0.022	1		09/10/24 04:27	18496-25-8	
300.0 IC Anions 28 Days	Analytical Method: EPA 300.0 Rev 2.1 1993 Pace Analytical Services - Asheville								
Chloride	**17.4**	mg/L	1.0	0.60	1		09/10/24 08:44	16887-00-6	

This report shall not be reproduced, except in full,
without the written consent of Pace Analytical Services, LLC.

Pace Analytical Services, LLC
9800 Kincey Ave. Suite 100
Huntersville, NC 28078
(704)875-9092

ANALYTICAL RESULTS

Project: Hammond AP-1 (CA)-20240904
Pace Project No.: 92752167

Sample: HAM-PT-13 **Lab ID: 92752167007** Collected: 09/04/24 14:00 Received: 09/06/24 11:54 Matrix: Water

Parameters	Results	Units	Report Limit	MDL	DF	Prepared	Analyzed	CAS No.	Qual
300.0 IC Anions 28 Days	Analytical Method: EPA 300.0 Rev 2.1 1993 Pace Analytical Services - Asheville								
Fluoride	**0.40**	mg/L	0.10	0.050	1		09/10/24 08:44	16984-48-8	
Sulfate	**241**	mg/L	5.0	2.5	5		09/10/24 19:12	14808-79-8	

This report shall not be reproduced, except in full,
without the written consent of Pace Analytical Services, LLC.

Pace Analytical Services, LLC
9800 Kincey Ave. Suite 100
Huntersville, NC 28078
(704)875-9092

ANALYTICAL RESULTS

Project: Hammond AP-1 (CA)-20240904
Pace Project No.: 92752167

Sample: HAM-PT-14 **Lab ID: 92752167008** Collected: 09/05/24 11:35 Received: 09/06/24 11:54 Matrix: Water

Parameters	Results	Units	Report Limit	MDL	DF	Prepared	Analyzed	CAS No.	Qual
6010D ATL ICP	Analytical Method: EPA 6010D Preparation Method: EPA 3010A Pace Analytical Services - Peachtree Corners, GA								
Iron	**14.9**	mg/L	0.040	0.025	1	09/12/24 13:03	09/13/24 21:41	7439-89-6	
Manganese	**3.0**	mg/L	0.040	0.011	1	09/12/24 13:03	09/13/24 21:41	7439-96-5	
Potassium	**6.1**	mg/L	0.50	0.15	1	09/12/24 13:03	09/13/24 21:41	7440-09-7	
Sodium	**9.6**	mg/L	1.0	0.58	1	09/12/24 13:03	09/13/24 21:41	7440-23-5	
Calcium	**121**	mg/L	1.0	0.12	1	09/12/24 13:03	09/13/24 21:41	7440-70-2	
Magnesium	**18.6**	mg/L	0.050	0.012	1	09/12/24 13:03	09/13/24 21:41	7439-95-4	
6020 MET ICPMS	Analytical Method: EPA 6020B Preparation Method: EPA 3005A Pace Analytical Services - Peachtree Corners, GA								
Antimony	ND	mg/L	0.0030	0.00054	1	09/11/24 13:55	09/13/24 17:40	7440-36-0	
Arsenic	**0.23**	mg/L	0.0050	0.00084	1	09/11/24 13:55	09/13/24 17:40	7440-38-2	
Barium	**0.048**	mg/L	0.0050	0.00047	1	09/11/24 13:55	09/13/24 17:40	7440-39-3	
Beryllium	ND	mg/L	0.00050	0.000094	1	09/11/24 13:55	09/13/24 17:40	7440-41-7	
Boron	**0.62**	mg/L	0.040	0.012	1	09/11/24 13:55	09/13/24 17:40	7440-42-8	
Cadmium	ND	mg/L	0.00050	0.00010	1	09/11/24 13:55	09/13/24 17:40	7440-43-9	
Chromium	ND	mg/L	0.0050	0.0019	1	09/11/24 13:55	09/13/24 17:40	7440-47-3	
Cobalt	**0.025**	mg/L	0.0050	0.00032	1	09/11/24 13:55	09/13/24 17:40	7440-48-4	
Lead	ND	mg/L	0.0010	0.00016	1	09/11/24 13:55	09/13/24 17:40	7439-92-1	
Lithium	**0.049**	mg/L	0.030	0.0016	1	09/11/24 13:55	09/13/24 17:40	7439-93-2	
Molybdenum	**0.015**	mg/L	0.010	0.00062	1	09/11/24 13:55	09/13/24 17:40	7439-98-7	
Selenium	ND	mg/L	0.0050	0.00096	1	09/11/24 13:55	09/13/24 17:40	7782-49-2	
Thallium	ND	mg/L	0.0010	0.00038	1	09/11/24 13:55	09/13/24 17:40	7440-28-0	
7470 Mercury	Analytical Method: EPA 7470A Preparation Method: EPA 7470A Pace Analytical Services - Peachtree Corners, GA								
Mercury	ND	mg/L	0.00020	0.00013	1	09/17/24 07:00	09/17/24 11:05	7439-97-6	
2540C Total Dissolved Solids	Analytical Method: SM 2540C-2015 Pace Analytical Services - Peachtree Corners, GA								
Total Dissolved Solids	**586**	mg/L	25.0	25.0	1		09/11/24 13:47		
2320B Alkalinity	Analytical Method: SM 2320B-2011 Pace Analytical Services - Asheville								
Alkalinity,Bicarbonate (CaCO3)	**156**	mg/L	5.0	5.0	1		09/11/24 17:39		
Alkalinity,Carbonate (CaCO3)	ND	mg/L	5.0	5.0	1		09/11/24 17:39		
Alkalinity, Total as CaCO3	**156**	mg/L	5.0	5.0	1		09/11/24 17:39		
4500S2D Sulfide Water	Analytical Method: SM 4500-S2D-2011 Pace Analytical Services - Asheville								
Sulfide	ND	mg/L	0.10	0.022	1		09/10/24 04:32	18496-25-8	
300.0 IC Anions 28 Days	Analytical Method: EPA 300.0 Rev 2.1 1993 Pace Analytical Services - Asheville								
Chloride	**19.1**	mg/L	1.0	0.60	1		09/10/24 09:00	16887-00-6	

This report shall not be reproduced, except in full,
without the written consent of Pace Analytical Services, LLC.

Pace Analytical Services, LLC
9800 Kincey Ave. Suite 100
Huntersville, NC 28078
(704)875-9092

ANALYTICAL RESULTS

Project: Hammond AP-1 (CA)-20240904
Pace Project No.: 92752167

Sample: HAM-PT-14 **Lab ID: 92752167008** Collected: 09/05/24 11:35 Received: 09/06/24 11:54 Matrix: Water

Parameters	Results	Units	Report Limit	MDL	DF	Prepared	Analyzed	CAS No.	Qual
300.0 IC Anions 28 Days	Analytical Method: EPA 300.0 Rev 2.1 1993 Pace Analytical Services - Asheville								
Fluoride	**0.27**	mg/L	0.10	0.050	1		09/10/24 09:00	16984-48-8	
Sulfate	**236**	mg/L	5.0	2.5	5		09/10/24 19:28	14808-79-8	

This report shall not be reproduced, except in full,
without the written consent of Pace Analytical Services, LLC.

Pace Analytical Services, LLC
9800 Kincey Ave. Suite 100
Huntersville, NC 28078
(704)875-9092

ANALYTICAL RESULTS

Project: Hammond AP-1 (CA)-20240904
Pace Project No.: 92752167

Sample: HAM-PT-15 **Lab ID: 92752167009** Collected: 09/04/24 16:10 Received: 09/06/24 11:54 Matrix: Water

Parameters	Results	Units	Report Limit	MDL	DF	Prepared	Analyzed	CAS No.	Qual
6010D ATL ICP	Analytical Method: EPA 6010D Preparation Method: EPA 3010A								
	Pace Analytical Services - Peachtree Corners, GA								
Iron	**7.4**	mg/L	0.040	0.025	1	09/12/24 13:03	09/13/24 21:46	7439-89-6	
Manganese	**4.9**	mg/L	0.040	0.011	1	09/12/24 13:03	09/13/24 21:46	7439-96-5	
Potassium	**5.0**	mg/L	0.50	0.15	1	09/12/24 13:03	09/13/24 21:46	7440-09-7	
Sodium	**7.9**	mg/L	1.0	0.58	1	09/12/24 13:03	09/13/24 21:46	7440-23-5	
Calcium	**107**	mg/L	1.0	0.12	1	09/12/24 13:03	09/13/24 21:46	7440-70-2	
Magnesium	**13.1**	mg/L	0.050	0.012	1	09/12/24 13:03	09/13/24 21:46	7439-95-4	
6020 MET ICPMS	Analytical Method: EPA 6020B Preparation Method: EPA 3005A								
	Pace Analytical Services - Peachtree Corners, GA								
Antimony	ND	mg/L	0.0030	0.00054	1	09/11/24 13:55	09/13/24 17:43	7440-36-0	
Arsenic	**0.43**	mg/L	0.0050	0.00084	1	09/11/24 13:55	09/13/24 17:43	7440-38-2	
Barium	**0.048**	mg/L	0.0050	0.00047	1	09/11/24 13:55	09/13/24 17:43	7440-39-3	
Beryllium	**0.000099J**	mg/L	0.00050	0.000094	1	09/11/24 13:55	09/13/24 17:43	7440-41-7	
Boron	**0.69**	mg/L	0.040	0.012	1	09/11/24 13:55	09/13/24 17:43	7440-42-8	
Cadmium	ND	mg/L	0.00050	0.00010	1	09/11/24 13:55	09/13/24 17:43	7440-43-9	
Chromium	ND	mg/L	0.0050	0.0019	1	09/11/24 13:55	09/13/24 17:43	7440-47-3	
Cobalt	**0.079**	mg/L	0.0050	0.00032	1	09/11/24 13:55	09/13/24 17:43	7440-48-4	
Lead	ND	mg/L	0.0010	0.00016	1	09/11/24 13:55	09/13/24 17:43	7439-92-1	
Lithium	**0.042**	mg/L	0.030	0.0016	1	09/11/24 13:55	09/13/24 17:43	7439-93-2	
Molybdenum	**0.017**	mg/L	0.010	0.00062	1	09/11/24 13:55	09/13/24 17:43	7439-98-7	
Selenium	ND	mg/L	0.0050	0.00096	1	09/11/24 13:55	09/13/24 17:43	7782-49-2	
Thallium	ND	mg/L	0.0010	0.00038	1	09/11/24 13:55	09/13/24 17:43	7440-28-0	
7470 Mercury	Analytical Method: EPA 7470A Preparation Method: EPA 7470A								
	Pace Analytical Services - Peachtree Corners, GA								
Mercury	ND	mg/L	0.00020	0.00013	1	09/17/24 07:00	09/17/24 11:08	7439-97-6	
2540C Total Dissolved Solids	Analytical Method: SM 2540C-2015								
	Pace Analytical Services - Peachtree Corners, GA								
Total Dissolved Solids	**521**	mg/L	25.0	25.0	1		09/11/24 13:46		
2320B Alkalinity	Analytical Method: SM 2320B-2011								
	Pace Analytical Services - Asheville								
Alkalinity,Bicarbonate (CaCO3)	**149**	mg/L	5.0	5.0	1		09/11/24 15:33		
Alkalinity,Carbonate (CaCO3)	ND	mg/L	5.0	5.0	1		09/11/24 15:33		
Alkalinity, Total as CaCO3	**149**	mg/L	5.0	5.0	1		09/11/24 15:33		
4500S2D Sulfide Water	Analytical Method: SM 4500-S2D-2011								
	Pace Analytical Services - Asheville								
Sulfide	ND	mg/L	0.10	0.022	1		09/10/24 04:27	18496-25-8	
300.0 IC Anions 28 Days	Analytical Method: EPA 300.0 Rev 2.1 1993								
	Pace Analytical Services - Asheville								
Chloride	**15.2**	mg/L	1.0	0.60	1		09/10/24 09:47	16887-00-6	

This report shall not be reproduced, except in full,
without the written consent of Pace Analytical Services, LLC.

Pace Analytical Services, LLC
9800 Kincey Ave. Suite 100
Huntersville, NC 28078
(704)875-9092

ANALYTICAL RESULTS

Project: Hammond AP-1 (CA)-20240904
Pace Project No.: 92752167

Sample: HAM-PT-15 **Lab ID: 92752167009** Collected: 09/04/24 16:10 Received: 09/06/24 11:54 Matrix: Water

Parameters	Results	Units	Report Limit	MDL	DF	Prepared	Analyzed	CAS No.	Qual
300.0 IC Anions 28 Days	Analytical Method: EPA 300.0 Rev 2.1 1993 Pace Analytical Services - Asheville								
Fluoride	**0.36**	mg/L	0.10	0.050	1		09/10/24 09:47	16984-48-8	
Sulfate	**204**	mg/L	5.0	2.5	5		09/10/24 19:44	14808-79-8	

This report shall not be reproduced, except in full,
without the written consent of Pace Analytical Services, LLC.

Pace Analytical Services, LLC
9800 Kincey Ave. Suite 100
Huntersville, NC 28078
(704)875-9092

ANALYTICAL RESULTS

Project: Hammond AP-1 (CA)-20240904
Pace Project No.: 92752167

Sample: HAM-AP1-EB-01 **Lab ID: 92752167010** Collected: 09/05/24 14:35 Received: 09/06/24 11:54 Matrix: Water

Parameters	Results	Units	Report Limit	MDL	DF	Prepared	Analyzed	CAS No.	Qual
6010D ATL ICP	Analytical Method: EPA 6010D Preparation Method: EPA 3010A Pace Analytical Services - Peachtree Corners, GA								
Iron	ND	mg/L	0.040	0.025	1	09/12/24 13:03	09/13/24 21:51	7439-89-6	
Manganese	ND	mg/L	0.040	0.011	1	09/12/24 13:03	09/13/24 21:51	7439-96-5	
Potassium	ND	mg/L	0.50	0.15	1	09/12/24 13:03	09/13/24 21:51	7440-09-7	
Sodium	ND	mg/L	1.0	0.58	1	09/12/24 13:03	09/13/24 21:51	7440-23-5	
Calcium	ND	mg/L	1.0	0.12	1	09/12/24 13:03	09/13/24 21:51	7440-70-2	
Magnesium	ND	mg/L	0.050	0.012	1	09/12/24 13:03	09/13/24 21:51	7439-95-4	
6020 MET ICPMS	Analytical Method: EPA 6020B Preparation Method: EPA 3005A Pace Analytical Services - Peachtree Corners, GA								
Antimony	ND	mg/L	0.0030	0.00054	1	09/11/24 13:55	09/13/24 17:47	7440-36-0	
Arsenic	ND	mg/L	0.0050	0.00084	1	09/11/24 13:55	09/13/24 17:47	7440-38-2	
Barium	ND	mg/L	0.0050	0.00047	1	09/11/24 13:55	09/13/24 17:47	7440-39-3	
Beryllium	ND	mg/L	0.00050	0.000094	1	09/11/24 13:55	09/13/24 17:47	7440-41-7	
Boron	ND	mg/L	0.040	0.012	1	09/11/24 13:55	09/13/24 17:47	7440-42-8	
Cadmium	ND	mg/L	0.00050	0.00010	1	09/11/24 13:55	09/13/24 17:47	7440-43-9	
Chromium	ND	mg/L	0.0050	0.0019	1	09/11/24 13:55	09/13/24 17:47	7440-47-3	
Cobalt	ND	mg/L	0.0050	0.00032	1	09/11/24 13:55	09/13/24 17:47	7440-48-4	
Lead	ND	mg/L	0.0010	0.00016	1	09/11/24 13:55	09/13/24 17:47	7439-92-1	
Lithium	ND	mg/L	0.030	0.0016	1	09/11/24 13:55	09/13/24 17:47	7439-93-2	
Molybdenum	ND	mg/L	0.010	0.00062	1	09/11/24 13:55	09/13/24 17:47	7439-98-7	
Selenium	ND	mg/L	0.0050	0.00096	1	09/11/24 13:55	09/13/24 17:47	7782-49-2	
Thallium	ND	mg/L	0.0010	0.00038	1	09/11/24 13:55	09/13/24 17:47	7440-28-0	
7470 Mercury	Analytical Method: EPA 7470A Preparation Method: EPA 7470A Pace Analytical Services - Peachtree Corners, GA								
Mercury	ND	mg/L	0.00020	0.00013	1	09/17/24 07:00	09/17/24 11:11	7439-97-6	
2540C Total Dissolved Solids	Analytical Method: SM 2540C-2015 Pace Analytical Services - Peachtree Corners, GA								
Total Dissolved Solids	**66.0**	mg/L	25.0	25.0	1		09/11/24 13:48		
2320B Alkalinity	Analytical Method: SM 2320B-2011 Pace Analytical Services - Asheville								
Alkalinity,Bicarbonate (CaCO3)	ND	mg/L	5.0	5.0	1		09/11/24 17:47		
Alkalinity,Carbonate (CaCO3)	ND	mg/L	5.0	5.0	1		09/11/24 17:47		
Alkalinity, Total as CaCO3	ND	mg/L	5.0	5.0	1		09/11/24 17:47		
4500S2D Sulfide Water	Analytical Method: SM 4500-S2D-2011 Pace Analytical Services - Asheville								
Sulfide	ND	mg/L	0.10	0.022	1		09/10/24 04:33	18496-25-8	
300.0 IC Anions 28 Days	Analytical Method: EPA 300.0 Rev 2.1 1993 Pace Analytical Services - Asheville								
Chloride	ND	mg/L	1.0	0.60	1		09/09/24 22:26	16887-00-6	

This report shall not be reproduced, except in full,
without the written consent of Pace Analytical Services, LLC.

Pace Analytical Services, LLC
9800 Kincey Ave. Suite 100
Huntersville, NC 28078
(704)875-9092

ANALYTICAL RESULTS

Project: Hammond AP-1 (CA)-20240904
Pace Project No.: 92752167

Sample: HAM-AP1-EB-01 **Lab ID: 92752167010** Collected: 09/05/24 14:35 Received: 09/06/24 11:54 Matrix: Water

Parameters	Results	Units	Report Limit	MDL	DF	Prepared	Analyzed	CAS No.	Qual
300.0 IC Anions 28 Days	Analytical Method: EPA 300.0 Rev 2.1 1993 Pace Analytical Services - Asheville								
Fluoride	ND	mg/L	0.10	0.050	1		09/09/24 22:26	16984-48-8	
Sulfate	ND	mg/L	1.0	0.50	1		09/09/24 22:26	14808-79-8	

This report shall not be reproduced, except in full,
without the written consent of Pace Analytical Services, LLC.

Pace Analytical Services, LLC
9800 Kincey Ave. Suite 100
Huntersville, NC 28078
(704)875-9092

ANALYTICAL RESULTS

Project: Hammond AP-1 (CA)-20240904
Pace Project No.: 92752167

Sample: HAM-AP1-FB-01 **Lab ID: 92752167011** Collected: 09/05/24 14:30 Received: 09/06/24 11:54 Matrix: Water

Parameters	Results	Units	Report Limit	MDL	DF	Prepared	Analyzed	CAS No.	Qual
6010D ATL ICP	Analytical Method: EPA 6010D Preparation Method: EPA 3010A								
	Pace Analytical Services - Peachtree Corners, GA								
Iron	ND	mg/L	0.040	0.025	1	09/12/24 13:03	09/13/24 22:06	7439-89-6	
Manganese	ND	mg/L	0.040	0.011	1	09/12/24 13:03	09/13/24 22:06	7439-96-5	
Potassium	ND	mg/L	0.50	0.15	1	09/12/24 13:03	09/13/24 22:06	7440-09-7	
Sodium	ND	mg/L	1.0	0.58	1	09/12/24 13:03	09/13/24 22:06	7440-23-5	
Calcium	ND	mg/L	1.0	0.12	1	09/12/24 13:03	09/13/24 22:06	7440-70-2	
Magnesium	ND	mg/L	0.050	0.012	1	09/12/24 13:03	09/13/24 22:06	7439-95-4	
6020 MET ICPMS	Analytical Method: EPA 6020B Preparation Method: EPA 3005A								
	Pace Analytical Services - Peachtree Corners, GA								
Antimony	ND	mg/L	0.0030	0.00054	1	09/11/24 13:55	09/13/24 17:51	7440-36-0	
Arsenic	ND	mg/L	0.0050	0.00084	1	09/11/24 13:55	09/13/24 17:51	7440-38-2	
Barium	ND	mg/L	0.0050	0.00047	1	09/11/24 13:55	09/13/24 17:51	7440-39-3	
Beryllium	ND	mg/L	0.00050	0.000094	1	09/11/24 13:55	09/13/24 17:51	7440-41-7	
Boron	ND	mg/L	0.040	0.012	1	09/11/24 13:55	09/13/24 17:51	7440-42-8	
Cadmium	ND	mg/L	0.00050	0.00010	1	09/11/24 13:55	09/13/24 17:51	7440-43-9	
Chromium	ND	mg/L	0.0050	0.0019	1	09/11/24 13:55	09/13/24 17:51	7440-47-3	
Cobalt	ND	mg/L	0.0050	0.00032	1	09/11/24 13:55	09/13/24 17:51	7440-48-4	
Lead	ND	mg/L	0.0010	0.00016	1	09/11/24 13:55	09/13/24 17:51	7439-92-1	
Lithium	ND	mg/L	0.030	0.0016	1	09/11/24 13:55	09/13/24 17:51	7439-93-2	
Molybdenum	**0.00063J**	mg/L	0.010	0.00062	1	09/11/24 13:55	09/13/24 17:51	7439-98-7	
Selenium	ND	mg/L	0.0050	0.00096	1	09/11/24 13:55	09/13/24 17:51	7782-49-2	
Thallium	ND	mg/L	0.0010	0.00038	1	09/11/24 13:55	09/13/24 17:51	7440-28-0	
7470 Mercury	Analytical Method: EPA 7470A Preparation Method: EPA 7470A								
	Pace Analytical Services - Peachtree Corners, GA								
Mercury	ND	mg/L	0.00020	0.00013	1	09/17/24 07:00	09/17/24 11:19	7439-97-6	
2540C Total Dissolved Solids	Analytical Method: SM 2540C-2015								
	Pace Analytical Services - Peachtree Corners, GA								
Total Dissolved Solids	**43.0**	mg/L	25.0	25.0	1		09/11/24 13:48		
2320B Alkalinity	Analytical Method: SM 2320B-2011								
	Pace Analytical Services - Asheville								
Alkalinity,Bicarbonate (CaCO3)	ND	mg/L	5.0	5.0	1		09/11/24 17:51		
Alkalinity,Carbonate (CaCO3)	ND	mg/L	5.0	5.0	1		09/11/24 17:51		
Alkalinity, Total as CaCO3	ND	mg/L	5.0	5.0	1		09/11/24 17:51		
4500S2D Sulfide Water	Analytical Method: SM 4500-S2D-2011								
	Pace Analytical Services - Asheville								
Sulfide	ND	mg/L	0.10	0.022	1		09/10/24 04:33	18496-25-8	
300.0 IC Anions 28 Days	Analytical Method: EPA 300.0 Rev 2.1 1993								
	Pace Analytical Services - Asheville								
Chloride	ND	mg/L	1.0	0.60	1		09/09/24 22:42	16887-00-6	

This report shall not be reproduced, except in full,
without the written consent of Pace Analytical Services, LLC.

Pace Analytical Services, LLC
9800 Kincey Ave. Suite 100
Huntersville, NC 28078
(704)875-9092

ANALYTICAL RESULTS

Project: Hammond AP-1 (CA)-20240904
Pace Project No.: 92752167

Sample: HAM-AP1-FB-01 **Lab ID: 92752167011** Collected: 09/05/24 14:30 Received: 09/06/24 11:54 Matrix: Water

Parameters	Results	Units	Report Limit	MDL	DF	Prepared	Analyzed	CAS No.	Qual
300.0 IC Anions 28 Days	Analytical Method: EPA 300.0 Rev 2.1 1993 Pace Analytical Services - Asheville								
Fluoride	ND	mg/L	0.10	0.050	1		09/09/24 22:42	16984-48-8	
Sulfate	ND	mg/L	1.0	0.50	1		09/09/24 22:42	14808-79-8	

This report shall not be reproduced, except in full,
without the written consent of Pace Analytical Services, LLC.

Pace Analytical Services, LLC
9800 Kincey Ave. Suite 100
Huntersville, NC 28078
(704)875-9092

ANALYTICAL RESULTS

Project: Hammond AP-1 (CA)-20240904
Pace Project No.: 92752167

Sample: HAM-AP1-FD-01 **Lab ID: 92752167012** Collected: 09/05/24 00:00 Received: 09/06/24 11:54 Matrix: Water

Parameters	Results	Units	Report Limit	MDL	DF	Prepared	Analyzed	CAS No.	Qual
6010D ATL ICP	Analytical Method: EPA 6010D Preparation Method: EPA 3010A								
	Pace Analytical Services - Peachtree Corners, GA								
Iron	**10.1**	mg/L	0.040	0.025	1	09/12/24 13:03	09/13/24 22:11	7439-89-6	
Manganese	**3.0**	mg/L	0.040	0.011	1	09/12/24 13:03	09/13/24 22:11	7439-96-5	
Potassium	**5.4**	mg/L	0.50	0.15	1	09/12/24 13:03	09/13/24 22:11	7440-09-7	
Sodium	**9.3**	mg/L	1.0	0.58	1	09/12/24 13:03	09/13/24 22:11	7440-23-5	
Calcium	**92.4**	mg/L	1.0	0.12	1	09/12/24 13:03	09/13/24 22:11	7440-70-2	
Magnesium	**13.1**	mg/L	0.050	0.012	1	09/12/24 13:03	09/13/24 22:11	7439-95-4	
6020 MET ICPMS	Analytical Method: EPA 6020B Preparation Method: EPA 3005A								
	Pace Analytical Services - Peachtree Corners, GA								
Antimony	ND	mg/L	0.0030	0.00054	1	09/11/24 13:55	09/13/24 17:54	7440-36-0	
Arsenic	**0.21**	mg/L	0.0050	0.00084	1	09/11/24 13:55	09/13/24 17:54	7440-38-2	
Barium	**0.049**	mg/L	0.0050	0.00047	1	09/11/24 13:55	09/13/24 17:54	7440-39-3	
Beryllium	ND	mg/L	0.00050	0.000094	1	09/11/24 13:55	09/13/24 17:54	7440-41-7	
Boron	**0.71**	mg/L	0.040	0.012	1	09/11/24 13:55	09/13/24 17:54	7440-42-8	
Cadmium	ND	mg/L	0.00050	0.00010	1	09/11/24 13:55	09/13/24 17:54	7440-43-9	
Chromium	ND	mg/L	0.0050	0.0019	1	09/11/24 13:55	09/13/24 17:54	7440-47-3	
Cobalt	**0.084**	mg/L	0.0050	0.00032	1	09/11/24 13:55	09/13/24 17:54	7440-48-4	
Lead	ND	mg/L	0.0010	0.00016	1	09/11/24 13:55	09/13/24 17:54	7439-92-1	
Lithium	**0.016J**	mg/L	0.030	0.0016	1	09/11/24 13:55	09/13/24 17:54	7439-93-2	
Molybdenum	**0.010**	mg/L	0.010	0.00062	1	09/11/24 13:55	09/13/24 17:54	7439-98-7	
Selenium	ND	mg/L	0.0050	0.00096	1	09/11/24 13:55	09/13/24 17:54	7782-49-2	
Thallium	ND	mg/L	0.0010	0.00038	1	09/11/24 13:55	09/13/24 17:54	7440-28-0	
7470 Mercury	Analytical Method: EPA 7470A Preparation Method: EPA 7470A								
	Pace Analytical Services - Peachtree Corners, GA								
Mercury	ND	mg/L	0.00020	0.00013	1	09/17/24 07:00	09/17/24 11:21	7439-97-6	
2540C Total Dissolved Solids	Analytical Method: SM 2540C-2015								
	Pace Analytical Services - Peachtree Corners, GA								
Total Dissolved Solids	**492**	mg/L	25.0	25.0	1		09/11/24 13:48		
2320B Alkalinity	Analytical Method: SM 2320B-2011								
	Pace Analytical Services - Asheville								
Alkalinity,Bicarbonate (CaCO3)	**81.3**	mg/L	5.0	5.0	1		09/11/24 17:55		
Alkalinity,Carbonate (CaCO3)	ND	mg/L	5.0	5.0	1		09/11/24 17:55		
Alkalinity, Total as CaCO3	**81.3**	mg/L	5.0	5.0	1		09/11/24 17:55		
4500S2D Sulfide Water	Analytical Method: SM 4500-S2D-2011								
	Pace Analytical Services - Asheville								
Sulfide	ND	mg/L	0.10	0.022	1		09/10/24 04:34	18496-25-8	
300.0 IC Anions 28 Days	Analytical Method: EPA 300.0 Rev 2.1 1993								
	Pace Analytical Services - Asheville								
Chloride	**19.5**	mg/L	1.0	0.60	1		09/10/24 10:03	16887-00-6	

This report shall not be reproduced, except in full,
without the written consent of Pace Analytical Services, LLC.

Pace Analytical Services, LLC
9800 Kincey Ave. Suite 100
Huntersville, NC 28078
(704)875-9092

ANALYTICAL RESULTS

Project: Hammond AP-1 (CA)-20240904
Pace Project No.: 92752167

Sample: HAM-AP1-FD-01 **Lab ID: 92752167012** Collected: 09/05/24 00:00 Received: 09/06/24 11:54 Matrix: Water

Parameters	Results	Units	Report Limit	MDL	DF	Prepared	Analyzed	CAS No.	Qual
300.0 IC Anions 28 Days	Analytical Method: EPA 300.0 Rev 2.1 1993 Pace Analytical Services - Asheville								
Fluoride	**0.17**	mg/L	0.10	0.050	1		09/10/24 10:03	16984-48-8	
Sulfate	**195**	mg/L	4.0	2.0	4		09/10/24 19:59	14808-79-8	

This report shall not be reproduced, except in full,
without the written consent of Pace Analytical Services, LLC.

Pace Analytical Services, LLC
9800 Kincey Ave. Suite 100
Huntersville, NC 28078
(704)875-9092

QUALITY CONTROL DATA

Project: Hammond AP-1 (CA)-20240904
Pace Project No.: 92752167

QC Batch: 881937
QC Batch Method: EPA 3010A
Analysis Method: EPA 6010D
Analysis Description: 6010D ATL
Laboratory: Pace Analytical Services - Peachtree Corners, GA
Associated Lab Samples: 92752167001, 92752167002, 92752167003, 92752167004, 92752167005, 92752167006, 92752167007, 92752167008, 92752167009, 92752167010, 92752167011, 92752167012

METHOD BLANK: 4542011
Matrix: Water
Associated Lab Samples: 92752167001, 92752167002, 92752167003, 92752167004, 92752167005, 92752167006, 92752167007, 92752167008, 92752167009, 92752167010, 92752167011, 92752167012

Parameter	Units	Blank Result	Reporting Limit	MDL	Analyzed	Qualifiers
Calcium	mg/L	ND	1.0	0.12	09/13/24 20:33	
Iron	mg/L	ND	0.040	0.025	09/13/24 20:33	
Magnesium	mg/L	ND	0.050	0.012	09/13/24 20:33	
Manganese	mg/L	ND	0.040	0.011	09/13/24 20:33	
Potassium	mg/L	ND	0.50	0.15	09/13/24 20:33	
Sodium	mg/L	ND	1.0	0.58	09/13/24 20:33	

LABORATORY CONTROL SAMPLE: 4542012

Parameter	Units	Spike Conc.	LCS Result	LCS % Rec	% Rec Limits	Qualifiers
Calcium	mg/L	1	0.93J	93	80-120	
Iron	mg/L	1	0.93	93	80-120	
Magnesium	mg/L	1	0.92	92	80-120	
Manganese	mg/L	1	0.95	95	80-120	
Potassium	mg/L	1	0.94	94	80-120	
Sodium	mg/L	1	0.98J	98	80-120	

MATRIX SPIKE & MATRIX SPIKE DUPLICATE: 4542013 4542014

Parameter	Units	92752167001 Result	MS Spike Conc.	MSD Spike Conc.	MS Result	MSD Result	MS % Rec	MSD % Rec	% Rec Limits	RPD	Max RPD	Qual
Calcium	mg/L	117	1	1	114	118	-272	108	75-125	3	20	M1
Iron	mg/L	15.6	1	1	16.0	16.5	41	90	75-125	3	20	M1
Magnesium	mg/L	16.4	1	1	16.8	17.3	42	92	75-125	3	20	M1
Manganese	mg/L	4.4	1	1	5.1	5.3	73	86	75-125	2	20	M1
Potassium	mg/L	5.8	1	1	6.5	6.8	77	104	75-125	4	20	
Sodium	mg/L	9.8	1	1	10.5	10.9	69	108	75-125	4	20	M1

Results presented on this page are in the units indicated by the "Units" column except where an alternate unit is presented to the right of the result.

This report shall not be reproduced, except in full,
without the written consent of Pace Analytical Services, LLC.

Pace Analytical Services, LLC
9800 Kincey Ave. Suite 100
Huntersville, NC 28078
(704)875-9092

QUALITY CONTROL DATA

Project: Hammond AP-1 (CA)-20240904
Pace Project No.: 92752167

QC Batch: 881820
QC Batch Method: EPA 3005A
Analysis Method: EPA 6020B
Analysis Description: 6020 MET
Laboratory: Pace Analytical Services - Peachtree Corners, GA
Associated Lab Samples: 92752167001, 92752167002, 92752167003, 92752167004, 92752167005, 92752167006, 92752167007, 92752167008, 92752167009, 92752167010, 92752167011, 92752167012

METHOD BLANK: 4541044
Matrix: Water
Associated Lab Samples: 92752167001, 92752167002, 92752167003, 92752167004, 92752167005, 92752167006, 92752167007, 92752167008, 92752167009, 92752167010, 92752167011, 92752167012

Parameter	Units	Blank Result	Reporting Limit	MDL	Analyzed	Qualifiers
Antimony	mg/L	ND	0.0030	0.00054	09/13/24 16:39	
Arsenic	mg/L	ND	0.0050	0.00084	09/13/24 16:39	
Barium	mg/L	ND	0.0050	0.00047	09/13/24 16:39	
Beryllium	mg/L	ND	0.00050	0.000094	09/13/24 16:39	
Boron	mg/L	ND	0.040	0.012	09/13/24 16:39	
Cadmium	mg/L	ND	0.00050	0.00010	09/13/24 16:39	
Chromium	mg/L	ND	0.0050	0.0019	09/13/24 16:39	
Cobalt	mg/L	ND	0.0050	0.00032	09/13/24 16:39	
Lead	mg/L	ND	0.0010	0.00016	09/13/24 16:39	
Lithium	mg/L	ND	0.030	0.0016	09/13/24 16:39	
Molybdenum	mg/L	ND	0.010	0.00062	09/13/24 16:39	
Selenium	mg/L	ND	0.0050	0.00096	09/13/24 16:39	
Thallium	mg/L	ND	0.0010	0.00038	09/13/24 16:39	

LABORATORY CONTROL SAMPLE: 4541045

Parameter	Units	Spike Conc.	LCS Result	LCS % Rec	% Rec Limits	Qualifiers
Antimony	mg/L	0.1	0.098	98	80-120	
Arsenic	mg/L	0.1	0.096	96	80-120	
Barium	mg/L	0.1	0.10	100	80-120	
Beryllium	mg/L	0.1	0.097	97	80-120	
Boron	mg/L	1	0.98	98	80-120	
Cadmium	mg/L	0.1	0.098	98	80-120	
Chromium	mg/L	0.1	0.10	100	80-120	
Cobalt	mg/L	0.1	0.097	97	80-120	
Lead	mg/L	0.1	0.098	98	80-120	
Lithium	mg/L	0.1	0.098	98	80-120	
Molybdenum	mg/L	0.1	0.098	98	80-120	
Selenium	mg/L	0.1	0.097	97	80-120	
Thallium	mg/L	0.1	0.098	98	80-120	

MATRIX SPIKE & MATRIX SPIKE DUPLICATE: 4541046 4541047

Parameter	Units	92752167001 Result	MS Spike Conc.	MSD Spike Conc.	MS Result	MSD Result	MS % Rec	MSD % Rec	% Rec Limits	RPD	Max RPD	Qual
Antimony	mg/L	0.0014J	0.1	0.1	0.10	0.099	98	97	75-125	1	20	

Results presented on this page are in the units indicated by the "Units" column except where an alternate unit is presented to the right of the result.

REPORT OF LABORATORY ANALYSIS

This report shall not be reproduced, except in full,
without the written consent of Pace Analytical Services, LLC.

Pace Analytical Services, LLC
9800 Kincey Ave. Suite 100
Huntersville, NC 28078
(704)875-9092

QUALITY CONTROL DATA

Project: Hammond AP-1 (CA)-20240904
Pace Project No.: 92752167

MATRIX SPIKE & MATRIX SPIKE DUPLICATE: 4541046 4541047

Parameter	Units	92752167001 Result	MS Spike Conc.	MSD Spike Conc.	MS Result	MSD Result	MS % Rec	MSD % Rec	% Rec Limits	RPD	Max RPD	Qual
Arsenic	mg/L	0.30	0.1	0.1	0.40	0.40	95	95	75-125	0	20	
Barium	mg/L	0.050	0.1	0.1	0.15	0.15	99	99	75-125	0	20	
Beryllium	mg/L	ND	0.1	0.1	0.090	0.089	90	89	75-125	1	20	
Boron	mg/L	0.56	1	1	1.5	1.5	91	90	75-125	1	20	
Cadmium	mg/L	ND	0.1	0.1	0.097	0.097	97	97	75-125	0	20	
Chromium	mg/L	ND	0.1	0.1	0.095	0.094	95	94	75-125	1	20	
Cobalt	mg/L	0.12	0.1	0.1	0.21	0.21	89	91	75-125	1	20	
Lead	mg/L	ND	0.1	0.1	0.095	0.094	95	94	75-125	1	20	
Lithium	mg/L	0.053	0.1	0.1	0.14	0.14	89	89	75-125	0	20	
Molybdenum	mg/L	0.010	0.1	0.1	0.11	0.11	99	99	75-125	1	20	
Selenium	mg/L	ND	0.1	0.1	0.097	0.096	97	96	75-125	1	20	
Thallium	mg/L	ND	0.1	0.1	0.094	0.095	94	94	75-125	0	20	

Results presented on this page are in the units indicated by the "Units" column except where an alternate unit is presented to the right of the result.

This report shall not be reproduced, except in full,
without the written consent of Pace Analytical Services, LLC.

Pace Analytical Services, LLC
9800 Kincey Ave. Suite 100
Huntersville, NC 28078
(704)875-9092

QUALITY CONTROL DATA

Project: Hammond AP-1 (CA)-20240904
Pace Project No.: 92752167

QC Batch: 882891
QC Batch Method: EPA 7470A
Analysis Method: EPA 7470A
Analysis Description: 7470 Mercury
Laboratory: Pace Analytical Services - Peachtree Corners, GA
Associated Lab Samples: 92752167001, 92752167002, 92752167003, 92752167004, 92752167005, 92752167006, 92752167007, 92752167008, 92752167009, 92752167010, 92752167011, 92752167012

METHOD BLANK: 4546909
Matrix: Water
Associated Lab Samples: 92752167001, 92752167002, 92752167003, 92752167004, 92752167005, 92752167006, 92752167007, 92752167008, 92752167009, 92752167010, 92752167011, 92752167012

Parameter	Units	Blank Result	Reporting Limit	MDL	Analyzed	Qualifiers
Mercury	mg/L	ND	0.00020	0.00013	09/17/24 10:11	

LABORATORY CONTROL SAMPLE: 4546910

Parameter	Units	Spike Conc.	LCS Result	LCS % Rec	% Rec Limits	Qualifiers
Mercury	mg/L	0.0025	0.0024	94	80-120	

MATRIX SPIKE & MATRIX SPIKE DUPLICATE: 4546911 4546912

Parameter	Units	92752167003 Result	MS Spike Conc.	MSD Spike Conc.	MS Result	MSD Result	MS % Rec	MSD % Rec	% Rec Limits	RPD	Max RPD	Qual
Mercury	mg/L	ND	0.0025	0.0025	0.0028	0.0025	110	99	75-125	11	20	

Results presented on this page are in the units indicated by the "Units" column except where an alternate unit is presented to the right of the result.

REPORT OF LABORATORY ANALYSIS

This report shall not be reproduced, except in full,
without the written consent of Pace Analytical Services, LLC.

Pace Analytical Services, LLC
9800 Kincey Ave. Suite 100
Huntersville, NC 28078
(704)875-9092

QUALITY CONTROL DATA

Project: Hammond AP-1 (CA)-20240904
Pace Project No.: 92752167

QC Batch: 881518
QC Batch Method: SM 2540C-2015
Analysis Method: SM 2540C-2015
Analysis Description: 2540C Total Dissolved Solids
Laboratory: Pace Analytical Services - Peachtree Corners, GA
Associated Lab Samples: 92752167001, 92752167003, 92752167004, 92752167005, 92752167006

METHOD BLANK: 4539487 Matrix: Water
Associated Lab Samples: 92752167001, 92752167003, 92752167004, 92752167005, 92752167006

Parameter	Units	Blank Result	Reporting Limit	MDL	Analyzed	Qualifiers
Total Dissolved Solids	mg/L	ND	25.0	25.0	09/10/24 12:49	

LABORATORY CONTROL SAMPLE: 4539488

Parameter	Units	Spike Conc.	LCS Result	LCS % Rec	% Rec Limits	Qualifiers
Total Dissolved Solids	mg/L	400	393	98	80-120	

SAMPLE DUPLICATE: 4539489

Parameter	Units	92745448001 Result	Dup Result	RPD	Max RPD	Qualifiers
Total Dissolved Solids	mg/L	9160	9160	0	10	H1

SAMPLE DUPLICATE: 4539490

Parameter	Units	92751692003 Result	Dup Result	RPD	Max RPD	Qualifiers
Total Dissolved Solids	mg/L	1320	1310	0	10	

Results presented on this page are in the units indicated by the "Units" column except where an alternate unit is presented to the right of the result.

REPORT OF LABORATORY ANALYSIS

This report shall not be reproduced, except in full,
without the written consent of Pace Analytical Services, LLC.

Pace Analytical Services, LLC
9800 Kincey Ave. Suite 100
Huntersville, NC 28078
(704)875-9092

QUALITY CONTROL DATA

Project: Hammond AP-1 (CA)-20240904
Pace Project No.: 92752167

QC Batch: 881821
QC Batch Method: SM 2540C-2015
Analysis Method: SM 2540C-2015
Analysis Description: 2540C Total Dissolved Solids
Laboratory: Pace Analytical Services - Peachtree Corners, GA
Associated Lab Samples: 92752167002, 92752167007, 92752167008, 92752167009, 92752167010, 92752167011, 92752167012

METHOD BLANK: 4541049
Matrix: Water
Associated Lab Samples: 92752167002, 92752167007, 92752167008, 92752167009, 92752167010, 92752167011, 92752167012

Parameter	Units	Blank Result	Reporting Limit	MDL	Analyzed	Qualifiers
Total Dissolved Solids	mg/L	ND	25.0	25.0	09/11/24 13:43	

LABORATORY CONTROL SAMPLE: 4541050

Parameter	Units	Spike Conc.	LCS Result	LCS % Rec	% Rec Limits	Qualifiers
Total Dissolved Solids	mg/L	400	425	106	80-120	

SAMPLE DUPLICATE: 4541051

Parameter	Units	92752167007 Result	Dup Result	RPD	Max RPD	Qualifiers
Total Dissolved Solids	mg/L	570	598	5	10	

SAMPLE DUPLICATE: 4541052

Parameter	Units	92751700009 Result	Dup Result	RPD	Max RPD	Qualifiers
Total Dissolved Solids	mg/L	1220	1220	0	10	

Results presented on this page are in the units indicated by the "Units" column except where an alternate unit is presented to the right of the result.

This report shall not be reproduced, except in full,
without the written consent of Pace Analytical Services, LLC.

Pace Analytical Services, LLC
9800 Kincey Ave. Suite 100
Huntersville, NC 28078
(704)875-9092

QUALITY CONTROL DATA

Project: Hammond AP-1 (CA)-20240904
Pace Project No.: 92752167

QC Batch: 881613 | Analysis Method: SM 2320B-2011
QC Batch Method: SM 2320B-2011 | Analysis Description: 2320B Alkalinity
Laboratory: Pace Analytical Services - Asheville
Associated Lab Samples: 92752167001, 92752167003, 92752167004, 92752167005, 92752167006, 92752167007, 92752167009

METHOD BLANK: 4540209 Matrix: Water
Associated Lab Samples: 92752167001, 92752167003, 92752167004, 92752167005, 92752167006, 92752167007, 92752167009

Parameter	Units	Blank Result	Reporting Limit	MDL	Analyzed	Qualifiers
Alkalinity, Total as CaCO3	mg/L	ND	5.0	5.0	09/11/24 12:15	
Alkalinity,Bicarbonate (CaCO3)	mg/L	ND	5.0	5.0	09/11/24 12:15	
Alkalinity,Carbonate (CaCO3)	mg/L	ND	5.0	5.0	09/11/24 12:15	

LABORATORY CONTROL SAMPLE: 4540210

Parameter	Units	Spike Conc.	LCS Result	LCS % Rec	% Rec Limits	Qualifiers
Alkalinity, Total as CaCO3	mg/L	50	52.0	104	80-120	

LABORATORY CONTROL SAMPLE: 4540211

Parameter	Units	Spike Conc.	LCS Result	LCS % Rec	% Rec Limits	Qualifiers
Alkalinity, Total as CaCO3	mg/L	50	51.4	103	80-120	

MATRIX SPIKE & MATRIX SPIKE DUPLICATE: 4540212 4540213

Parameter	Units	92752097001 Result	MS Spike Conc.	MSD Spike Conc.	MS Result	MSD Result	MS % Rec	MSD % Rec	% Rec Limits	RPD	Max RPD	Qual
Alkalinity, Total as CaCO3	mg/L	43.2	50	50	91.4	92.4	97	98	80-120	1	25	

MATRIX SPIKE & MATRIX SPIKE DUPLICATE: 4540214 4540215

Parameter	Units	92752097002 Result	MS Spike Conc.	MSD Spike Conc.	MS Result	MSD Result	MS % Rec	MSD % Rec	% Rec Limits	RPD	Max RPD	Qual
Alkalinity, Total as CaCO3	mg/L	60.7	50	50	112	112	102	102	80-120	0	25	

Results presented on this page are in the units indicated by the "Units" column except where an alternate unit is presented to the right of the result.

This report shall not be reproduced, except in full,
without the written consent of Pace Analytical Services, LLC.

Pace Analytical Services, LLC
9800 Kincey Ave. Suite 100
Huntersville, NC 28078
(704)875-9092

QUALITY CONTROL DATA

Project: Hammond AP-1 (CA)-20240904
Pace Project No.: 92752167

QC Batch: 881617
QC Batch Method: SM 2320B-2011
Analysis Method: SM 2320B-2011
Analysis Description: 2320B Alkalinity
Laboratory: Pace Analytical Services - Asheville
Associated Lab Samples: 92752167002, 92752167008, 92752167010, 92752167011, 92752167012

METHOD BLANK: 4540224 Matrix: Water
Associated Lab Samples: 92752167002, 92752167008, 92752167010, 92752167011, 92752167012

Parameter	Units	Blank Result	Reporting Limit	MDL	Analyzed	Qualifiers
Alkalinity, Total as CaCO3	mg/L	ND	5.0	5.0	09/11/24 16:20	
Alkalinity,Bicarbonate (CaCO3)	mg/L	ND	5.0	5.0	09/11/24 16:20	
Alkalinity,Carbonate (CaCO3)	mg/L	ND	5.0	5.0	09/11/24 16:20	

LABORATORY CONTROL SAMPLE: 4540225

Parameter	Units	Spike Conc.	LCS Result	LCS % Rec	% Rec Limits	Qualifiers
Alkalinity, Total as CaCO3	mg/L	50	52.3	105	80-120	

LABORATORY CONTROL SAMPLE: 4540226

Parameter	Units	Spike Conc.	LCS Result	LCS % Rec	% Rec Limits	Qualifiers
Alkalinity, Total as CaCO3	mg/L	50	52.1	104	80-120	

MATRIX SPIKE & MATRIX SPIKE DUPLICATE: 4540227 4540228

Parameter	Units	92752128010 Result	MS Spike Conc.	MSD Spike Conc.	MS Result	MSD Result	MS % Rec	MSD % Rec	% Rec Limits	RPD	Max RPD	Qual
Alkalinity, Total as CaCO3	mg/L	68.8	50	50	84.8	84.3	32	31	80-120	1	25	M1

MATRIX SPIKE & MATRIX SPIKE DUPLICATE: 4540229 4540230

Parameter	Units	92752128011 Result	MS Spike Conc.	MSD Spike Conc.	MS Result	MSD Result	MS % Rec	MSD % Rec	% Rec Limits	RPD	Max RPD	Qual
Alkalinity, Total as CaCO3	mg/L	37.0	50	50	71.7	72.0	69	70	80-120	0	25	M1

Results presented on this page are in the units indicated by the "Units" column except where an alternate unit is presented to the right of the result.

This report shall not be reproduced, except in full,
without the written consent of Pace Analytical Services, LLC.

Pace Analytical Services, LLC
9800 Kincey Ave. Suite 100
Huntersville, NC 28078
(704)875-9092

QUALITY CONTROL DATA

Project: Hammond AP-1 (CA)-20240904
Pace Project No.: 92752167

QC Batch: 881394
QC Batch Method: SM 4500-S2D-2011
Analysis Method: SM 4500-S2D-2011
Analysis Description: 4500S2D Sulfide Water
Laboratory: Pace Analytical Services - Asheville
Associated Lab Samples: 92752167001, 92752167002, 92752167003, 92752167004, 92752167005, 92752167006, 92752167007, 92752167008, 92752167009, 92752167010, 92752167011, 92752167012

METHOD BLANK: 4539194
Matrix: Water
Associated Lab Samples: 92752167001, 92752167002, 92752167003, 92752167004, 92752167005, 92752167006, 92752167007, 92752167008, 92752167009, 92752167010, 92752167011, 92752167012

Parameter	Units	Blank Result	Reporting Limit	MDL	Analyzed	Qualifiers
Sulfide	mg/L	ND	0.10	0.022	09/10/24 04:20	

LABORATORY CONTROL SAMPLE: 4539195

Parameter	Units	Spike Conc.	LCS Result	LCS % Rec	% Rec Limits	Qualifiers
Sulfide	mg/L	0.5	0.45	90	80-120	

MATRIX SPIKE & MATRIX SPIKE DUPLICATE: 4539196 4539197

Parameter	Units	92751700001 Result	MS Spike Conc.	MSD Spike Conc.	MS Result	MSD Result	MS % Rec	MSD % Rec	% Rec Limits	RPD	Max RPD	Qual
Sulfide	mg/L	ND	0.5	0.5	0.49	0.54	97	108	80-120	10	10	

MATRIX SPIKE & MATRIX SPIKE DUPLICATE: 4539198 4539199

Parameter	Units	92752167009 Result	MS Spike Conc.	MSD Spike Conc.	MS Result	MSD Result	MS % Rec	MSD % Rec	% Rec Limits	RPD	Max RPD	Qual
Sulfide	mg/L	ND	0.5	0.5	0.51	0.54	101	107	80-120	5	10	

Results presented on this page are in the units indicated by the "Units" column except where an alternate unit is presented to the right of the result.

This report shall not be reproduced, except in full,
without the written consent of Pace Analytical Services, LLC.

Pace Analytical Services, LLC
9800 Kincey Ave. Suite 100
Huntersville, NC 28078
(704)875-9092

QUALITY CONTROL DATA

Project: Hammond AP-1 (CA)-20240904
Pace Project No.: 92752167

QC Batch: 881368
QC Batch Method: EPA 300.0 Rev 2.1 1993
Analysis Method: EPA 300.0 Rev 2.1 1993
Analysis Description: 300.0 IC Anions
Laboratory: Pace Analytical Services - Asheville
Associated Lab Samples: 92752167001

METHOD BLANK: 4539005 Matrix: Water
Associated Lab Samples: 92752167001

Parameter	Units	Blank Result	Reporting Limit	MDL	Analyzed	Qualifiers
Chloride	mg/L	ND	1.0	0.60	09/09/24 21:06	
Fluoride	mg/L	ND	0.10	0.050	09/09/24 21:06	
Sulfate	mg/L	ND	1.0	0.50	09/09/24 21:06	

LABORATORY CONTROL SAMPLE: 4539006

Parameter	Units	Spike Conc.	LCS Result	LCS % Rec	% Rec Limits	Qualifiers
Chloride	mg/L	50	51.6	103	90-110	
Fluoride	mg/L	2.5	2.7	108	90-110	
Sulfate	mg/L	50	52.1	104	90-110	

MATRIX SPIKE & MATRIX SPIKE DUPLICATE: 4539007 4539008

Parameter	Units	92751585003 Result	MS Spike Conc.	MSD Spike Conc.	MS Result	MSD Result	MS % Rec	MSD % Rec	% Rec Limits	RPD	Max RPD	Qual
Chloride	mg/L	61.8	50	50	96.7	101	70	78	90-110	4	10	M1
Fluoride	mg/L		2.5	2.5	3.4	3.6	109	116	90-110	5	10	M1
Sulfate	mg/L	47.9	50	50	97.0	88.0	98	80	90-110	10	10	M1

MATRIX SPIKE & MATRIX SPIKE DUPLICATE: 4539009 4539010

Parameter	Units	92752128005 Result	MS Spike Conc.	MSD Spike Conc.	MS Result	MSD Result	MS % Rec	MSD % Rec	% Rec Limits	RPD	Max RPD	Qual
Chloride	mg/L	13.0	50	50	62.5	66.4	99	107	90-110	6	10	
Fluoride	mg/L	0.60	2.5	2.5	4.2	4.6	146	159	90-110	7	10	M1
Sulfate	mg/L	2770	50	50	2810	2900	86	272	90-110	3	10	M1

Results presented on this page are in the units indicated by the "Units" column except where an alternate unit is presented to the right of the result.

This report shall not be reproduced, except in full,
without the written consent of Pace Analytical Services, LLC.

Pace Analytical Services, LLC
9800 Kincey Ave. Suite 100
Huntersville, NC 28078
(704)875-9092

QUALITY CONTROL DATA

Project: Hammond AP-1 (CA)-20240904
Pace Project No.: 92752167

QC Batch: 881369
QC Batch Method: EPA 300.0 Rev 2.1 1993
Analysis Method: EPA 300.0 Rev 2.1 1993
Analysis Description: 300.0 IC Anions
Laboratory: Pace Analytical Services - Asheville
Associated Lab Samples: 92752167002, 92752167003, 92752167005, 92752167006, 92752167007, 92752167008, 92752167009, 92752167010, 92752167011, 92752167012

METHOD BLANK: 4539017
Matrix: Water
Associated Lab Samples: 92752167002, 92752167003, 92752167005, 92752167006, 92752167007, 92752167008, 92752167009, 92752167010, 92752167011, 92752167012

Parameter	Units	Blank Result	Reporting Limit	MDL	Analyzed	Qualifiers
Chloride	mg/L	ND	1.0	0.60	09/09/24 21:38	
Fluoride	mg/L	ND	0.10	0.050	09/09/24 21:38	
Sulfate	mg/L	ND	1.0	0.50	09/09/24 21:38	

LABORATORY CONTROL SAMPLE: 4539018

Parameter	Units	Spike Conc.	LCS Result	LCS % Rec	% Rec Limits	Qualifiers
Chloride	mg/L	50	51.6	103	90-110	
Fluoride	mg/L	2.5	2.7	107	90-110	
Sulfate	mg/L	50	52.0	104	90-110	

MATRIX SPIKE & MATRIX SPIKE DUPLICATE: 4539019 4539020

Parameter	Units	92752167002 Result	MS Spike Conc.	MSD Spike Conc.	MS Result	MSD Result	MS % Rec	MSD % Rec	% Rec Limits	RPD	Max RPD	Qual
Chloride	mg/L	19.3	50	50	69.0	73.0	99	107	90-110	6	10	
Fluoride	mg/L	0.16	2.5	2.5	2.7	3.0	103	112	90-110	8	10	M1
Sulfate	mg/L	193	50	50	237	237	89	89	90-110	0	10	M1

MATRIX SPIKE & MATRIX SPIKE DUPLICATE: 4539021 4539022

Parameter	Units	92751692006 Result	MS Spike Conc.	MSD Spike Conc.	MS Result	MSD Result	MS % Rec	MSD % Rec	% Rec Limits	RPD	Max RPD	Qual
Chloride	mg/L	5.4	50	50	55.1	59.2	99	108	90-110	7	10	
Fluoride	mg/L	0.12	2.5	2.5	2.8	3.0	106	116	90-110	9	10	M1
Sulfate	mg/L	155	50	50	195	195	80	80	90-110	0	10	M1

Results presented on this page are in the units indicated by the "Units" column except where an alternate unit is presented to the right of the result.

This report shall not be reproduced, except in full,
without the written consent of Pace Analytical Services, LLC.

Pace Analytical Services, LLC
9800 Kincey Ave. Suite 100
Huntersville, NC 28078
(704)875-9092

QUALITY CONTROL DATA

Project: Hammond AP-1 (CA)-20240904
Pace Project No.: 92752167

QC Batch: 881544
QC Batch Method: EPA 300.0 Rev 2.1 1993
Analysis Method: EPA 300.0 Rev 2.1 1993
Analysis Description: 300.0 IC Anions
Laboratory: Pace Analytical Services - Asheville
Associated Lab Samples: 92752167004

METHOD BLANK: 4539722 Matrix: Water
Associated Lab Samples: 92752167004

Parameter	Units	Blank Result	Reporting Limit	MDL	Analyzed	Qualifiers
Chloride	mg/L	ND	1.0	0.60	09/10/24 14:58	
Fluoride	mg/L	ND	0.10	0.050	09/10/24 14:58	
Sulfate	mg/L	ND	1.0	0.50	09/10/24 14:58	

LABORATORY CONTROL SAMPLE: 4539723

Parameter	Units	Spike Conc.	LCS Result	LCS % Rec	% Rec Limits	Qualifiers
Chloride	mg/L	50	50.9	102	90-110	
Fluoride	mg/L	2.5	2.6	102	90-110	
Sulfate	mg/L	50	50.8	102	90-110	

MATRIX SPIKE & MATRIX SPIKE DUPLICATE: 4539724 4539725

Parameter	Units	92751585001 Result	MS Spike Conc.	MSD Spike Conc.	MS Result	MSD Result	MS % Rec	MSD % Rec	% Rec Limits	RPD	Max RPD	Qual
Chloride	mg/L	54.2	50	50	83.3	77.1	58	46	90-110	8	10	M1
Fluoride	mg/L		2.5	2.5	2.4	2.6	97	102	90-110	5	10	
Sulfate	mg/L	30.4	50	50	79.4	81.7	98	103	90-110	3	10	

Results presented on this page are in the units indicated by the "Units" column except where an alternate unit is presented to the right of the result.

This report shall not be reproduced, except in full,
without the written consent of Pace Analytical Services, LLC.

Pace Analytical Services, LLC
9800 Kincey Ave. Suite 100
Huntersville, NC 28078
(704)875-9092

QUALIFIERS

Project: Hammond AP-1 (CA)-20240904
Pace Project No.: 92752167

DEFINITIONS

DF - Dilution Factor, if reported, represents the factor applied to the reported data due to dilution of the sample aliquot.

ND - Not Detected at or above adjusted reporting limit.

TNTC - Too Numerous To Count

J - Estimated concentration above the adjusted method detection limit and below the adjusted reporting limit.

MDL - Adjusted Method Detection Limit.

PQL - Practical Quantitation Limit.

RL - Reporting Limit - The lowest concentration value that meets project requirements for quantitative data with known precision and bias for a specific analyte in a specific matrix.

S - Surrogate

1,2-Diphenylhydrazine decomposes to and cannot be separated from Azobenzene using Method 8270. The result for each analyte is a combined concentration.

Consistent with EPA guidelines, unrounded data are displayed and have been used to calculate % recovery and RPD values.

LCS(D) - Laboratory Control Sample (Duplicate)

MS(D) - Matrix Spike (Duplicate)

DUP - Sample Duplicate

RPD - Relative Percent Difference

NC - Not Calculable.

SG - Silica Gel - Clean-Up

U - Indicates the compound was analyzed for, but not detected.

Acid preservation may not be appropriate for 2 Chloroethylvinyl ether.

A separate vial preserved to a pH of 4-5 is recommended in SW846 Chapter 4 for the analysis of Acrolein and Acrylonitrile by EPA Method 8260.

N-Nitrosodiphenylamine decomposes and cannot be separated from Diphenylamine using Method 8270. The result reported for each analyte is a combined concentration.

Reported results are not rounded until the final step prior to reporting. Therefore, calculated parameters that are typically reported as "Total" may vary slightly from the sum of the reported component parameters.

Pace Analytical is TNI accredited. Contact your Pace PM for the current list of accredited analytes.

TNI - The NELAC Institute.

ANALYTE QUALIFIERS

H1	Analysis conducted outside the EPA method holding time.
M1	Matrix spike recovery exceeded QC limits. Batch accepted based on laboratory control sample (LCS) recovery.

This report shall not be reproduced, except in full,
without the written consent of Pace Analytical Services, LLC.

Pace Analytical Services, LLC
9800 Kincey Ave. Suite 100
Huntersville, NC 28078
(704)875-9092

QUALITY CONTROL DATA CROSS REFERENCE TABLE

Project: Hammond AP-1 (CA)-20240904
Pace Project No.: 92752167

Lab ID	Sample ID	QC Batch Method	QC Batch	Analytical Method	Analytical Batch
92752167001	**HAM-PT-07**	EPA 3010A	881937	EPA 6010D	882242
92752167002	**HAM-PT-08**	EPA 3010A	881937	EPA 6010D	882242
92752167003	**HAM-PT-09**	EPA 3010A	881937	EPA 6010D	882242
92752167004	**HAM-PT-10**	EPA 3010A	881937	EPA 6010D	882242
92752167005	**HAM-PT-11**	EPA 3010A	881937	EPA 6010D	882242
92752167006	**HAM-PT-12**	EPA 3010A	881937	EPA 6010D	882242
92752167007	**HAM-PT-13**	EPA 3010A	881937	EPA 6010D	882242
92752167008	**HAM-PT-14**	EPA 3010A	881937	EPA 6010D	882242
92752167009	**HAM-PT-15**	EPA 3010A	881937	EPA 6010D	882242
92752167010	**HAM-AP1-EB-01**	EPA 3010A	881937	EPA 6010D	882242
92752167011	**HAM-AP1-FB-01**	EPA 3010A	881937	EPA 6010D	882242
92752167012	**HAM-AP1-FD-01**	EPA 3010A	881937	EPA 6010D	882242
92752167001	**HAM-PT-07**	EPA 3005A	881820	EPA 6020B	881940
92752167002	**HAM-PT-08**	EPA 3005A	881820	EPA 6020B	881940
92752167003	**HAM-PT-09**	EPA 3005A	881820	EPA 6020B	881940
92752167004	**HAM-PT-10**	EPA 3005A	881820	EPA 6020B	881940
92752167005	**HAM-PT-11**	EPA 3005A	881820	EPA 6020B	881940
92752167006	**HAM-PT-12**	EPA 3005A	881820	EPA 6020B	881940
92752167007	**HAM-PT-13**	EPA 3005A	881820	EPA 6020B	881940
92752167008	**HAM-PT-14**	EPA 3005A	881820	EPA 6020B	881940
92752167009	**HAM-PT-15**	EPA 3005A	881820	EPA 6020B	881940
92752167010	**HAM-AP1-EB-01**	EPA 3005A	881820	EPA 6020B	881940
92752167011	**HAM-AP1-FB-01**	EPA 3005A	881820	EPA 6020B	881940
92752167012	**HAM-AP1-FD-01**	EPA 3005A	881820	EPA 6020B	881940
92752167001	**HAM-PT-07**	EPA 7470A	882891	EPA 7470A	883081
92752167002	**HAM-PT-08**	EPA 7470A	882891	EPA 7470A	883081
92752167003	**HAM-PT-09**	EPA 7470A	882891	EPA 7470A	883081
92752167004	**HAM-PT-10**	EPA 7470A	882891	EPA 7470A	883081
92752167005	**HAM-PT-11**	EPA 7470A	882891	EPA 7470A	883081
92752167006	**HAM-PT-12**	EPA 7470A	882891	EPA 7470A	883081
92752167007	**HAM-PT-13**	EPA 7470A	882891	EPA 7470A	883081
92752167008	**HAM-PT-14**	EPA 7470A	882891	EPA 7470A	883081
92752167009	**HAM-PT-15**	EPA 7470A	882891	EPA 7470A	883081
92752167010	**HAM-AP1-EB-01**	EPA 7470A	882891	EPA 7470A	883081
92752167011	**HAM-AP1-FB-01**	EPA 7470A	882891	EPA 7470A	883081
92752167012	**HAM-AP1-FD-01**	EPA 7470A	882891	EPA 7470A	883081
92752167001	**HAM-PT-07**	SM 2540C-2015	881518		
92752167002	**HAM-PT-08**	SM 2540C-2015	881821		
92752167003	**HAM-PT-09**	SM 2540C-2015	881518		
92752167004	**HAM-PT-10**	SM 2540C-2015	881518		
92752167005	**HAM-PT-11**	SM 2540C-2015	881518		
92752167006	**HAM-PT-12**	SM 2540C-2015	881518		
92752167007	**HAM-PT-13**	SM 2540C-2015	881821		
92752167008	**HAM-PT-14**	SM 2540C-2015	881821		
92752167009	**HAM-PT-15**	SM 2540C-2015	881821		
92752167010	**HAM-AP1-EB-01**	SM 2540C-2015	881821		

This report shall not be reproduced, except in full,
without the written consent of Pace Analytical Services, LLC.

Pace Analytical Services, LLC
9800 Kincey Ave. Suite 100
Huntersville, NC 28078
(704)875-9092

QUALITY CONTROL DATA CROSS REFERENCE TABLE

Project: Hammond AP-1 (CA)-20240904
Pace Project No.: 92752167

Lab ID	Sample ID	QC Batch Method	QC Batch	Analytical Method	Analytical Batch
92752167011	**HAM-AP1-FB-01**	SM 2540C-2015	881821		
92752167012	**HAM-AP1-FD-01**	SM 2540C-2015	881821		
92752167001	**HAM-PT-07**	SM 2320B-2011	881613		
92752167002	**HAM-PT-08**	SM 2320B-2011	881617		
92752167003	**HAM-PT-09**	SM 2320B-2011	881613		
92752167004	**HAM-PT-10**	SM 2320B-2011	881613		
92752167005	**HAM-PT-11**	SM 2320B-2011	881613		
92752167006	**HAM-PT-12**	SM 2320B-2011	881613		
92752167007	**HAM-PT-13**	SM 2320B-2011	881613		
92752167008	**HAM-PT-14**	SM 2320B-2011	881617		
92752167009	**HAM-PT-15**	SM 2320B-2011	881613		
92752167010	**HAM-AP1-EB-01**	SM 2320B-2011	881617		
92752167011	**HAM-AP1-FB-01**	SM 2320B-2011	881617		
92752167012	**HAM-AP1-FD-01**	SM 2320B-2011	881617		
92752167001	**HAM-PT-07**	SM 4500-S2D-2011	881394		
92752167002	**HAM-PT-08**	SM 4500-S2D-2011	881394		
92752167003	**HAM-PT-09**	SM 4500-S2D-2011	881394		
92752167004	**HAM-PT-10**	SM 4500-S2D-2011	881394		
92752167005	**HAM-PT-11**	SM 4500-S2D-2011	881394		
92752167006	**HAM-PT-12**	SM 4500-S2D-2011	881394		
92752167007	**HAM-PT-13**	SM 4500-S2D-2011	881394		
92752167008	**HAM-PT-14**	SM 4500-S2D-2011	881394		
92752167009	**HAM-PT-15**	SM 4500-S2D-2011	881394		
92752167010	**HAM-AP1-EB-01**	SM 4500-S2D-2011	881394		
92752167011	**HAM-AP1-FB-01**	SM 4500-S2D-2011	881394		
92752167012	**HAM-AP1-FD-01**	SM 4500-S2D-2011	881394		
92752167001	**HAM-PT-07**	EPA 300.0 Rev 2.1 1993	881368		
92752167002	**HAM-PT-08**	EPA 300.0 Rev 2.1 1993	881369		
92752167003	**HAM-PT-09**	EPA 300.0 Rev 2.1 1993	881369		
92752167004	**HAM-PT-10**	EPA 300.0 Rev 2.1 1993	881544		
92752167005	**HAM-PT-11**	EPA 300.0 Rev 2.1 1993	881369		
92752167006	**HAM-PT-12**	EPA 300.0 Rev 2.1 1993	881369		
92752167007	**HAM-PT-13**	EPA 300.0 Rev 2.1 1993	881369		
92752167008	**HAM-PT-14**	EPA 300.0 Rev 2.1 1993	881369		
92752167009	**HAM-PT-15**	EPA 300.0 Rev 2.1 1993	881369		
92752167010	**HAM-AP1-EB-01**	EPA 300.0 Rev 2.1 1993	881369		
92752167011	**HAM-AP1-FB-01**	EPA 300.0 Rev 2.1 1993	881369		
92752167012	**HAM-AP1-FD-01**	EPA 300.0 Rev 2.1 1993	881369		

This report shall not be reproduced, except in full,
without the written consent of Pace Analytical Services, LLC.

WO# : 92752167

92752167

Pace Analytical
www.pacelabs.com

CHAIN-OF-CUSTODY / Analytical Request D

The Chain-of-Custody is a LEGAL DOCUMENT. All relevant fields must be complete

Page: 1 of 1

Section A Required Client Information:		Section B Required Project Information:		Section C Invoice Information:	
Company:	GA Power	Report To:	SCS Contacts	Attention:	Southern Co.
Address:	Atlanta, GA	Copy To:	Geosyntec Contacts	Company Name:	
				Address:	
Email To:	SCS Contacts	Purchase Order No.:	GPC82474-0001	Pace Quote Reference:	
Phone:	Fax:	Project Name:	Hammond AP-1	Pace Project Manager:	Bonnie Vang
Requested Due Date/TAT:	10 Day	Project Number:		Pace Profile #:	10839

REGULATORY AGENCY

☐ NPDES ☐ GROUND WATER ☐ DRINKING WATER

☐ UST ☐ RCRA ☑ OTHER CCR

Site Location STATE: GA

Section D Required Client Information

SAMPLE ID (A-Z, 0-9 / ,-) Sample IDs MUST BE UNIQUE

Valid Matrix Codes

MATRIX	CODE
DRINKING WATER	DW
WATER	WT
WASTE WATER	WW
PRODUCT	P
SOIL/SOLID	SL
OIL	OL
WIPE	WP
AIR	AR
OTHER	OT
TISSUE	TS

Requested Analysis Filtered (Y/N)

ITEM #	SAMPLE ID	MATRIX CODE (see valid codes to left)	SAMPLE TYPE (G=GRAB C=COMP)	COLLECTED COMPOSITE DATE	COLLECTED COMPOSITE TIME	COLLECTED COMPOSITE DATE	COLLECTED COMPOSITE TIME	SAMPLE TEMP AT COLLECTION	# OF CONTAINERS	Unpreserved	H_2SO_4	HNO_3	HCl	NaOH	$Na_2S_2O_3$	Methanol	Other	Analysis Test Y/N	Chloride, Fluoride, Sulfate	Full App. III and IV metals	Major Ions (Profile 10839-2)	TDS	Residual Chlorine (Y/N)	92752167 Pace Project No./ Lab I.D.
										Preservatives														
1	HAM-PT-07	WG	G	9/4/2024	1538			20	5	3		1					1		X	X	X	X	N	001
2	HAM-PT-08	WG	G	9/5/2024	1247			20	5	3		1					1		X	X	X	X	N	002
3	HAM-PT-09	WG	G	9/4/2024	1320			22	5	3		1					1		X	X	X	X	N	003
4	HAM-PT-10	WG	G	9/4/2024	1135	IN 9/5/2024		22	5	3		1					1		X	X	X	X	N	004
5	HAM-PT-11	WG	G	9/4/2024	1125			22	5	3		1					1		X	X	X	X	N	005
6	HAM-PT-12	WG	G	9/4/2024	1525			22	5	3		1					1		X	X	X	X	N	006
7	HAM-PT-13	WG	G	9/4/2024	1400			21	5	3		1					1		X	X	X	X	N	007
8	HAM-PT-14	WG	G	9/5/2024	1135			21	5	3		1					1		X	X	X	X	N	008
9	HAM-PT-15	WG	G	9/4/2024	1610			20	5	3		1					1		X	X	X	X	N	009
10	HAM-AP1-EB-01	WQ	G	9/5/2024	1435			20	5	3		1					1		X	X	X	X	N	010
11	HAM-AP1-FB-01	WQ	G	9/5/2024	1430			20	5	3		1					1		X	X	X	X	N	011
12	HAM-AP1-FD-01	WG	G	9/5/2024	0000			20	5	3		1					1		X	X	X	X	N	012

ADDITIONAL COMMENTS	RELINQUISHED BY / AFFILIATION	DATE	TIME	ACCEPTED BY / AFFILIATION	DATE	TIME	SAMPLE CONDITIONS
Task Code: HAM-CCR-CA-20240904	Jamie Newsome / Geosyntec	9/6/24	1154	Ryan Williams / Pace	9/6/24	1154	
	Ryan Williams / Pace	9/6/24	1245		9/6/24	1245	

SAMPLER NAME AND SIGNATURE

PRINT Name of SAMPLER: Jamie Newsome / Geosyntec Consultants, Inc.

SIGNATURE of SAMPLER: Jamie Newsome DATE Signed (MM/DD/YY): 9/5/24

Temp in °C | Received on Ice (Y/N) | Custody Sealed Cooler (Y/N) | Samples Intact (Y/N)

*Important Note: By signing this form you are accepting Pace's NET 30 day payment terms and agreeing to late charges of 1.5% per month for any invoices not paid within 30 days

F-ALL-Q-020rev.07, 15-Feb-2007

Pace

DC#_Title: ENV-FRM-HUNT-0063 v05_Sample Condition Upon Receipt

Effective Date: 05/24/2024

WO#: 92752167

PM: BV **Due Date: 09/20/24**

CLIENT: 92- GP-HAM

Laboratory receiving samples:
Asheville ☐ Eden ☐ Greenwood ☐ Huntersville ☐ Raleigh ☐ M

Sample Condition Upon Receipt

Client Name: GA Power

Project #

Courier: ☐ Fed Ex ☐ UPS ☐ USPS ☐ Client ☐ Commercial ☑ Pace ☐ Other:

Custody Seal Present? ☑ Yes ☐ No Seals Intact? ☑ Yes ☐ No ☐ N/A

Date/Initials Person Examining Contents: 9/6/24 SH

Packing Material: ☑ Bubble Wrap ☐ Bubble Bags ☐ None ☐ Other

Biological Tissue Frozen? ☐ Yes ☐ No ☑ N/A

Thermometer:
☑ IR Gun ID: 230 Type of Ice: ☑ Wet ☐ Blue ☐ None

Cooler Temp: 3.1 Correction Factor: Add/Subtract (°C) 0.0

Temp should be above freezing to 6°C
☐ Samples out of temp criteria. Samples on ice, cooling process has begun

Cooler Temp Corrected (°C): 3.1

USDA Regulated Soil (☐ N/A, water sample)
Did samples originate in a quarantine zone within the United States: CA, NY, or SC (check maps)? ☐ Yes ☐ No

Did samples originate from a foreign source (internationally, including Hawaii and Puerto Rico)? ☐ Yes ☐ No

				Comments/Discrepancy:
Chain of Custody Present?	☑ Yes	☐ No	☐ N/A	1.
Samples Arrived within Hold Time?	☑ Yes	☐ No	☐ N/A	2.
Short Hold Time Analysis (<72 hr.)?	☐ Yes	☑ No	☐ N/A	3.
Rush Turn Around Time Requested?	☐ Yes	☑ No	☐ N/A	4.
Sufficient Volume?	☑ Yes	☐ No	☐ N/A	5.
Correct Containers Used?	☑ Yes	☐ No	☐ N/A	6.
-Pace Containers Used?	☑ Yes	☐ No	☐ N/A	
Containers Intact?	☑ Yes	☐ No	☐ N/A	7.
Dissolved analysis: Samples Field Filtered?	☐ Yes	☐ No	☑ N/A	8.
Sample Labels Match COC? -Includes Date/Time/ID/Analysis Matrix: W	☑ Yes	☐ No	☐ N/A	9.
Headspace in VOA Vials (>5-6mm)?	☐ Yes	☐ No	☑ N/A	10.
Trip Blank Present?	☐ Yes	☐ No	☑ N/A	11.
Trip Blank Custody Seals Present?	☐ Yes	☐ No	☑ N/A	

COMMENTS/SAMPLE DISCREPANCY

Field Data Required? ☐ Yes ☐ No

Lot ID of split containers:

CLIENT NOTIFICATION/RESOLUTION

Person contacted: Date/Time:

Project Manager SCURF Review: Date:

Project Manager SRF Review: Date:

Pace	DC#_Title: ENV-FRM-HUN1-0083 v05_Sample Condition Upon Receipt
	Effective Date: 05/24/2024

*Check mark top half of box if pH and/or dechlorination is verified and within the acceptance range for preservation samples.
Exceptions: VOA, Coliform, TOC, Oil and Grease, DRO/8015 (water) DOC, LLHg
**Bottom half of box is to list number of bottles
***Check all unpreserved Nitrates for chlorine

Project #

Laboratory Receiving Location: Asheville ☐ Eden ☐ Greenwood ☐ Huntersville ☐ Raleigh ☐ Mechanicsville ☐ Atlanta ☐ Kernersville ☐

Client_____ Profile/EZ (Circle one)_____ Notes_____

Item#	BP4U-125 mL Plastic Unpreserved (N/A) (Cl-)	BP3U-250 mL Plastic Unpreserved (N/A)	BP2U-500 mL Plastic Unpreserved (N/A)	BP1U-1 liter Plastic Unpreserved (N/A)		BP4S-125 mL Plastic H2SO4 (pH < 2) (Cl-)	BP3N-250 mL plastic HNO3 (pH < 2)	BP4Z-125 mL Plastic ZN Acetate & NaOH (>9)	BP4B-125 mL Plastic NaOH (pH > 12) (Cl-)	WGFU-Wide-mouthed Glass jar Unpreserved	AG1U-1 liter Amber Unpreserved (N/A) (Cl-)	AG1H-1 liter Amber HCl (pH < 2)	AG3U-250 mL Amber Unpreserved (N/A) (Cl-)	AG1S-1 liter Amber H2SO4 (pH < 2)	AG3S-250 mL Amber H2SO4 (pH < 2)	DG9H-40 mL Amber NH4Cl (N/A)(Cl-)	DG9H-40 mL VOA HCl (N/A)	VG9T-40 mL VOA Na2S2O3 (N/A)	VG9U-40 mL VOA Unpreserved (N/A)	DG9V-40 mL VOA H3PO4 (N/A)	KP7U-50 mL Plastic Unpreserved (N/A)	V/GK (3 vials per kit)-VPH/Gas kit (N/A)	SP5T-125 mL Sterile Plastic (N/A – lab)	SP2T-250 mL Sterile Plastic (N/A – lab)		BP3R-250 mL Plastic (NH2)2SO4 (0.3-9.7)	AG0U-100 mL Amber Unpreserved (N/A) (Cl-)	VSGU-20 mL Scintillation vials (N/A)	DG9U-40 mL Amber Unpreserved vials (N/A)
CC																													
1		2	1				1	1																					
2		2					1	1																					
3		2					1	1																					
4		2					1	1																					
5		2					1	1																					
6		2					1	1																					
7		2					1	1																					
8		2					1	1																					
9		2					1	1																					
10		2					1	1																					
11		2					1	1																					
12		2					1	1																					

pH Adjustment Log for Preserved Samples

Sample ID	Type of Preservative	pH upon receipt	Date preservation adjusted	Time preservation adjusted	Amount of Preservative added	Lot #

Note: Whenever there is a discrepancy affecting North Carolina compliance samples, a copy of this form will be sent to the North Carolina DENR Certification Office (i.e. Out of hold, incorrect preservative, out of temp, incorrect containers.

Pace Analytical Services, LLC
9800 Kincey Ave. Suite 100
Huntersville, NC 28078
(704)875-9092

October 21, 2024

Kristen Jurinko
Southern Company
241 Ralph McGill Blvd NE
Bin 10160
Atlanta, GA 30308

RE: Project: Hammond AP-1_Week 1
Pace Project No.: 92756037

Dear Kristen Jurinko:

Enclosed are the analytical results for sample(s) received by the laboratory on September 26, 2024. The results relate only to the samples included in this report. Results reported herein conform to the applicable TNI/NELAC Standards and the laboratory's Quality Manual, where applicable, unless otherwise noted in the body of the report.

The test results provided in this final report were generated by each of the following laboratories within the Pace Network:

- Pace Analytical Services - Duluth, MN
- Pace Analytical Services - Peachtree Corners, GA
- Pace Analytical Services - Minneapolis

If you have any questions concerning this report, please feel free to contact me.

Sincerely,

Bonnie Vang

Bonnie Vang
bonnie.vang@pacelabs.com
704-977-0968
Project Manager

Enclosures

cc: Kip Gray, Geosyntec
Christine Hug, Geosyntec Consultants, Inc.
Thomas Kessler, Geosyntec Consultants
Whitney Law, Geosyntec Consultants
Laura Midkiff, Southern Company
Caroline Nelson, Geosyntec Consultants, Inc
Jamie Newsome, Geosyntec Consultants
Zain Webb, Geosyntec Consultants

REPORT OF LABORATORY ANALYSIS

This report shall not be reproduced, except in full,
without the written consent of Pace Analytical Services, LLC.

Pace Analytical Services, LLC
9800 Kincey Ave. Suite 100
Huntersville, NC 28078
(704)875-9092

CERTIFICATIONS

Project: Hammond AP-1_Week 1
Pace Project No.: 92756037

Pace Analytical Services, LLC - Minneapolis MN

1700 Elm Street SE, Minneapolis, MN 55414
Alabama Certification #: 40770
Alaska Contaminated Sites Certification #: 17-009
Alaska DW Certification #: MN00064
Arizona Certification #: AZ0014
Arkansas DW Certification #: MN00064
Arkansas WW Certification #: 88-0680
California Certification #: 2929
Colorado Certification #: MN00064
Connecticut Certification #: PH-0256
DoD Certification via A2LA #: 2926.01
EPA Region 8 Tribal Water Systems+Wyoming DW Certification #: via MN 027-053-137
Florida Certification #: E87605
Georgia Certification #: 959
GMP+ Certification #: GMP050884
Hawaii Certification #: MN00064
Idaho Certification #: MN00064
Illinois Certification #: 200011
Indiana Certification #: C-MN-01
Iowa Certification #: 368
ISO/IEC 17025 Certification via A2LA #: 2926.01
Kansas Certification #: E-10167
Kentucky DW Certification #: 90062
Kentucky WW Certification #: 90062
Louisiana DEQ Certification #: AI-03086
Louisiana DW Certification #: MN00064
Maine Certification #: MN00064
Maryland Certification #: 322
Michigan Certification #: 9909
Minnesota Certification #: 027-053-137
Minnesota Dept of Ag Approval: via MN 027-053-137
Minnesota Petrofund Registration #: 1240
Mississippi Certification #: MN00064
Missouri Certification #: 10100
Montana Certification #: CERT0092
Nebraska Certification #: NE-OS-18-06
Nevada Certification #: MN00064
New Hampshire Certification #: 2081
New Jersey Certification #: MN002
New York Certification #: 11647
North Carolina DW Certification #: 27700
North Carolina WW Certification #: 530
North Dakota Certification (A2LA) #: R-036
North Dakota Certification (MN) #: R-036
Ohio DW Certification #: 41244
Ohio VAP Certification (1700) #: CL101
Oklahoma Certification #: 9507
Oregon Primary Certification #: MN300001
Oregon Secondary Certification #: MN200001
Pennsylvania Certification #: 68-00563
Puerto Rico Certification #: MN00064
South Carolina Certification #:74003001
Tennessee Certification #: TN02818
Texas Certification #: T104704192
Utah Certification #: MN00064
Vermont Certification #: VT-027053137
Virginia Certification #: 460163
Washington Certification #: C486
West Virginia DEP Certification #: 382
West Virginia DW Certification #: 9952 C
Wisconsin Certification #: 999407970
Wyoming UST Certification via A2LA #: 2926.01
USDA Permit #: P330-19-00208

Pace Analytical Services, LLC - Duluth MN

4730 Oneota Street, Duluth, MN 55807
Minnesota Certification #: 027-137-152
Minnesota Dept of Ag Approval: via Minnesota 027-137-152
Minnesota Petrofund Registration #: 1240
North Dakota Certification #: R-105
Wisconsin Certification #: 999446800
Wisconsin Dept of Ag Certification #: 480341

Pace Analytical Services Peachtree Corners

110 Technology Pkwy, Peachtree Corners, GA 30092
Florida DOH Certification #: E87315
Georgia DW Inorganics Certification #: 812
North Carolina Certification #: 381
South Carolina Certification #: 98011001
Virginia Certification #: 460204

This report shall not be reproduced, except in full,
without the written consent of Pace Analytical Services, LLC.

Pace Analytical Services, LLC
9800 Kincey Ave. Suite 100
Huntersville, NC 28078
(704)875-9092

SAMPLE SUMMARY

Project: Hammond AP-1_Week 1
Pace Project No.: 92756037

Lab ID	Sample ID	Matrix	Date Collected	Date Received
92756037001	**HAM-PT-07**	Water	09/24/24 16:20	09/26/24 11:40
92756037002	**HAM-PT-08**	Water	09/24/24 14:31	09/26/24 11:40
92756037003	**HAM-PT-09**	Water	09/25/24 12:30	09/26/24 11:40
92756037004	**HAM-PT-10**	Water	09/25/24 10:00	09/26/24 11:40
92756037005	**HAM-PT-11**	Water	09/25/24 14:54	09/26/24 11:40
92756037006	**HAM-PT-12**	Water	09/25/24 16:50	09/26/24 11:40
92756037007	**HAM-PT-13**	Water	09/24/24 12:25	09/26/24 11:40
92756037008	**HAM-PT-14**	Water	09/24/24 14:40	09/26/24 11:40
92756037009	**HAM-PT-15**	Water	09/24/24 11:03	09/26/24 11:40
92756037010	**HAM-AP1-FD-01**	Water	09/24/24 00:00	09/26/24 11:40
92756037011	**HAM-AP1-FB-01**	Water	09/25/24 17:40	09/26/24 11:40
92756037012	**HAM-AP1-EB-01**	Water	09/25/24 17:45	09/26/24 11:40

This report shall not be reproduced, except in full,
without the written consent of Pace Analytical Services, LLC.

Pace Analytical Services, LLC
9800 Kincey Ave. Suite 100
Huntersville, NC 28078
(704)875-9092

SAMPLE ANALYTE COUNT

Project: Hammond AP-1_Week 1
Pace Project No.: 92756037

Lab ID	Sample ID	Method	Analysts	Analytes Reported	Laboratory
92756037001	**HAM-PT-07**	EPA 300.0	JA2	3	PASI-DU
		SM 4500-S2 D-2011	DW3	1	PASI-DU
		EPA 6010D	DRB	6	PASI-GA
		EPA 6020B	CW1	13	PASI-GA
		EPA 7470A	VB	1	PASI-GA
		SM 2540C-2015	DL1	1	PASI-GA
		SM 2320B	KEO	3	PASI-M
92756037002	**HAM-PT-08**	EPA 300.0	JA2	3	PASI-DU
		SM 4500-S2 D-2011	DW3	1	PASI-DU
		EPA 6010D	DRB	6	PASI-GA
		EPA 6020B	CW1	13	PASI-GA
		EPA 7470A	VB	1	PASI-GA
		SM 2540C-2015	DL1	1	PASI-GA
		SM 2320B	KEO	3	PASI-M
92756037003	**HAM-PT-09**	EPA 300.0	JA2	3	PASI-DU
		SM 4500-S2 D-2011	DW3	1	PASI-DU
		EPA 6010D	DRB	6	PASI-GA
		EPA 6020B	CW1	13	PASI-GA
		EPA 7470A	VB	1	PASI-GA
		SM 2540C-2015	DL1	1	PASI-GA
		SM 2320B	KEO	3	PASI-M
92756037004	**HAM-PT-10**	EPA 300.0	JA2	3	PASI-DU
		SM 4500-S2 D-2011	DW3	1	PASI-DU
		EPA 6010D	DRB	6	PASI-GA
		EPA 6020B	CW1	13	PASI-GA
		EPA 7470A	VB	1	PASI-GA
		SM 2540C-2015	DL1	1	PASI-GA
		SM 2320B	KEO	3	PASI-M
92756037005	**HAM-PT-11**	EPA 300.0	JA2	3	PASI-DU
		SM 4500-S2 D-2011	DW3	1	PASI-DU
		EPA 6010D	DRB	6	PASI-GA
		EPA 6020B	CW1	13	PASI-GA
		EPA 7470A	VB	1	PASI-GA
		SM 2540C-2015	DL1	1	PASI-GA
		SM 2320B	KEO	3	PASI-M
92756037006	**HAM-PT-12**	EPA 300.0	JA2	3	PASI-DU
		SM 4500-S2 D-2011	DW3	1	PASI-DU

This report shall not be reproduced, except in full,
without the written consent of Pace Analytical Services, LLC.

Pace Analytical Services, LLC
9800 Kincey Ave. Suite 100
Huntersville, NC 28078
(704)875-9092

SAMPLE ANALYTE COUNT

Project: Hammond AP-1_Week 1
Pace Project No.: 92756037

Lab ID	Sample ID	Method	Analysts	Analytes Reported	Laboratory
		EPA 6010D	DRB	6	PASI-GA
		EPA 6020B	CW1	13	PASI-GA
		EPA 7470A	VB	1	PASI-GA
		SM 2540C-2015	DL1	1	PASI-GA
		SM 2320B	KEO	3	PASI-M
92756037007	**HAM-PT-13**	EPA 300.0	JA2	3	PASI-DU
		SM 4500-S2 D-2011	DW3	1	PASI-DU
		EPA 6010D	DRB	6	PASI-GA
		EPA 6020B	CW1	13	PASI-GA
		EPA 7470A	VB	1	PASI-GA
		SM 2540C-2015	DL1	1	PASI-GA
		SM 2320B	KEO	3	PASI-M
92756037008	**HAM-PT-14**	EPA 300.0	JA2	3	PASI-DU
		SM 4500-S2 D-2011	DW3	1	PASI-DU
		EPA 6010D	DRB	6	PASI-GA
		EPA 6020B	CW1	13	PASI-GA
		EPA 7470A	VB	1	PASI-GA
		SM 2540C-2015	DL1	1	PASI-GA
		SM 2320B	KEO	3	PASI-M
92756037009	**HAM-PT-15**	EPA 300.0	JA2	3	PASI-DU
		SM 4500-S2 D-2011	DW3	1	PASI-DU
		EPA 6010D	DRB	6	PASI-GA
		EPA 6020B	CW1	13	PASI-GA
		EPA 7470A	VB	1	PASI-GA
		SM 2540C-2015	DL1	1	PASI-GA
		SM 2320B	KEO	3	PASI-M
92756037010	**HAM-AP1-FD-01**	EPA 300.0	JA2	3	PASI-DU
		SM 4500-S2 D-2011	DW3	1	PASI-DU
		EPA 6010D	DRB	6	PASI-GA
		EPA 6020B	CW1	13	PASI-GA
		EPA 7470A	VB	1	PASI-GA
		SM 2540C-2015	DL1	1	PASI-GA
		SM 2320B	KEO	3	PASI-M
92756037011	**HAM-AP1-FB-01**	EPA 300.0	JA2	3	PASI-DU
		SM 4500-S2 D-2011	DW3	1	PASI-DU
		EPA 6010D	DRB	6	PASI-GA
		EPA 6020B	CW1	13	PASI-GA

This report shall not be reproduced, except in full,
without the written consent of Pace Analytical Services, LLC.

Pace Analytical Services, LLC
9800 Kincey Ave. Suite 100
Huntersville, NC 28078
(704)875-9092

SAMPLE ANALYTE COUNT

Project: Hammond AP-1_Week 1
Pace Project No.: 92756037

Lab ID	Sample ID	Method	Analysts	Analytes Reported	Laboratory
		EPA 7470A	VB	1	PASI-GA
		SM 2540C-2015	DL1	1	PASI-GA
		SM 2320B	KEO	3	PASI-M
92756037012	**HAM-AP1-EB-01**	EPA 300.0	JA2	3	PASI-DU
		SM 4500-S2 D-2011	DW3	1	PASI-DU
		EPA 6010D	DRB	6	PASI-GA
		EPA 6020B	CW1	13	PASI-GA
		EPA 7470A	VB	1	PASI-GA
		SM 2540C-2015	DL1	1	PASI-GA
		SM 2320B	KEO	3	PASI-M

PASI-DU = Pace Analytical Services - Duluth, MN
PASI-GA = Pace Analytical Services - Peachtree Corners, GA
PASI-M = Pace Analytical Services - Minneapolis

This report shall not be reproduced, except in full,
without the written consent of Pace Analytical Services, LLC.

Pace Analytical Services, LLC
9800 Kincey Ave. Suite 100
Huntersville, NC 28078
(704)875-9092

SUMMARY OF DETECTION

Project: Hammond AP-1_Week 1
Pace Project No.: 92756037

Lab Sample ID Method	Client Sample ID Parameters	Result	Units	Report Limit	Analyzed	Qualifiers
92756037001	**HAM-PT-07**					
EPA 300.0	Chloride	17.5	mg/L	1.0	10/16/24 10:35	
EPA 300.0	Fluoride	0.26	mg/L	0.050	10/16/24 10:35	
EPA 300.0	Sulfate	249	mg/L	1.0	10/16/24 10:35	
EPA 6010D	Iron	0.54	mg/L	0.040	10/02/24 11:58	
EPA 6010D	Manganese	2.4	mg/L	0.040	10/02/24 11:58	
EPA 6010D	Potassium	5.9	mg/L	0.50	10/02/24 11:58	
EPA 6010D	Sodium	10.2	mg/L	1.0	10/02/24 11:58	
EPA 6010D	Calcium	128	mg/L	1.0	10/02/24 11:58	
EPA 6010D	Magnesium	18.7	mg/L	0.050	10/02/24 11:58	
EPA 6020B	Antimony	0.00056J	mg/L	0.0030	10/01/24 17:44	
EPA 6020B	Arsenic	0.016	mg/L	0.0050	10/01/24 17:44	B
EPA 6020B	Barium	0.056	mg/L	0.0050	10/01/24 17:44	
EPA 6020B	Beryllium	0.00012J	mg/L	0.00050	10/01/24 17:44	
EPA 6020B	Boron	0.54	mg/L	0.040	10/01/24 17:44	
EPA 6020B	Cadmium	0.00015J	mg/L	0.00050	10/01/24 17:44	
EPA 6020B	Cobalt	0.031	mg/L	0.0050	10/01/24 17:44	
EPA 6020B	Lithium	0.048	mg/L	0.030	10/01/24 17:44	
EPA 6020B	Molybdenum	0.0054J	mg/L	0.010	10/01/24 17:44	
EPA 6020B	Selenium	0.0011J	mg/L	0.0050	10/01/24 17:44	
EPA 6020B	Thallium	0.00067J	mg/L	0.0010	10/01/24 17:44	
SM 2540C-2015	Total Dissolved Solids	559	mg/L	25.0	10/01/24 15:58	
SM 2320B	Alkalinity, Total as CaCO3	136	mg/L	5.0	10/07/24 09:09	
SM 2320B	Alkalinity,Bicarbonate (CaCO3)	136	mg/L	5.0	10/07/24 09:09	
92756037002	**HAM-PT-08**					
EPA 300.0	Chloride	17.1	mg/L	1.0	10/16/24 11:20	
EPA 300.0	Fluoride	0.25	mg/L	0.050	10/16/24 11:20	
EPA 300.0	Sulfate	239	mg/L	1.0	10/16/24 11:20	
EPA 6010D	Iron	1.1	mg/L	0.040	10/02/24 12:03	
EPA 6010D	Manganese	2.5	mg/L	0.040	10/02/24 12:03	
EPA 6010D	Potassium	5.3	mg/L	0.50	10/02/24 12:03	
EPA 6010D	Sodium	9.1	mg/L	1.0	10/02/24 12:03	
EPA 6010D	Calcium	112	mg/L	1.0	10/02/24 12:03	M1
EPA 6010D	Magnesium	14.3	mg/L	0.050	10/02/24 12:03	M1
EPA 6020B	Antimony	0.0012J	mg/L	0.0030	10/01/24 17:59	
EPA 6020B	Arsenic	0.021	mg/L	0.0050	10/01/24 17:59	
EPA 6020B	Barium	0.050	mg/L	0.0050	10/01/24 17:59	
EPA 6020B	Beryllium	0.00013J	mg/L	0.00050	10/01/24 17:59	
EPA 6020B	Boron	0.61	mg/L	0.040	10/01/24 17:59	
EPA 6020B	Cadmium	0.00018J	mg/L	0.00050	10/01/24 17:59	
EPA 6020B	Cobalt	0.022	mg/L	0.0050	10/01/24 17:59	
EPA 6020B	Lithium	0.035	mg/L	0.030	10/01/24 17:59	
EPA 6020B	Molybdenum	0.0098J	mg/L	0.010	10/01/24 17:59	
EPA 6020B	Selenium	0.0013J	mg/L	0.0050	10/01/24 17:59	
EPA 6020B	Thallium	0.00050J	mg/L	0.0010	10/01/24 17:59	
SM 2540C-2015	Total Dissolved Solids	490	mg/L	25.0	10/01/24 15:58	
SM 2320B	Alkalinity, Total as CaCO3	91.8	mg/L	5.0	10/07/24 09:27	
SM 2320B	Alkalinity,Bicarbonate (CaCO3)	91.8	mg/L	5.0	10/07/24 09:27	

This report shall not be reproduced, except in full,
without the written consent of Pace Analytical Services, LLC.

Pace Analytical Services, LLC
9800 Kincey Ave. Suite 100
Huntersville, NC 28078
(704)875-9092

SUMMARY OF DETECTION

Project: Hammond AP-1_Week 1
Pace Project No.: 92756037

Lab Sample ID Method	Client Sample ID Parameters	Result	Units	Report Limit	Analyzed	Qualifiers
92756037003	**HAM-PT-09**					
EPA 300.0	Chloride	39.4	mg/L	1.0	10/16/24 12:05	
EPA 300.0	Fluoride	0.33	mg/L	0.050	10/16/24 12:05	
EPA 300.0	Sulfate	236	mg/L	1.0	10/16/24 12:05	
EPA 6010D	Iron	0.24	mg/L	0.040	10/02/24 12:22	
EPA 6010D	Manganese	0.73	mg/L	0.040	10/02/24 12:22	
EPA 6010D	Potassium	5.8	mg/L	0.50	10/02/24 12:22	
EPA 6010D	Sodium	7.0	mg/L	1.0	10/02/24 12:22	
EPA 6010D	Calcium	111	mg/L	1.0	10/02/24 12:22	
EPA 6010D	Magnesium	27.2	mg/L	0.050	10/02/24 12:22	
EPA 6020B	Arsenic	0.0034J	mg/L	0.0050	10/01/24 18:03	B
EPA 6020B	Barium	0.089	mg/L	0.0050	10/01/24 18:03	
EPA 6020B	Boron	1.2	mg/L	0.040	10/01/24 18:03	
EPA 6020B	Cadmium	0.00030J	mg/L	0.00050	10/01/24 18:03	
EPA 6020B	Cobalt	0.0066	mg/L	0.0050	10/01/24 18:03	
EPA 6020B	Lithium	0.0035J	mg/L	0.030	10/01/24 18:03	
EPA 6020B	Molybdenum	0.14	mg/L	0.010	10/01/24 18:03	
SM 2540C-2015	Total Dissolved Solids	547	mg/L	25.0	10/01/24 16:01	
SM 2320B	Alkalinity, Total as CaCO3	112	mg/L	5.0	10/07/24 09:31	
SM 2320B	Alkalinity,Bicarbonate (CaCO3)	112	mg/L	5.0	10/07/24 09:31	
92756037004	**HAM-PT-10**					
EPA 300.0	Chloride	49.6	mg/L	1.0	10/16/24 12:20	
EPA 300.0	Fluoride	0.32	mg/L	0.050	10/16/24 12:20	
EPA 300.0	Sulfate	158	mg/L	1.0	10/16/24 12:20	
EPA 6010D	Iron	0.060	mg/L	0.040	10/02/24 12:27	
EPA 6010D	Manganese	0.43	mg/L	0.040	10/02/24 12:27	
EPA 6010D	Potassium	6.6	mg/L	0.50	10/02/24 12:27	
EPA 6010D	Sodium	9.0	mg/L	1.0	10/02/24 12:27	
EPA 6010D	Calcium	113	mg/L	1.0	10/02/24 12:27	
EPA 6010D	Magnesium	14.2	mg/L	0.050	10/02/24 12:27	
EPA 6020B	Arsenic	0.0024J	mg/L	0.0050	10/01/24 18:07	B
EPA 6020B	Barium	0.053	mg/L	0.0050	10/01/24 18:07	
EPA 6020B	Boron	1.6	mg/L	0.040	10/01/24 18:07	
EPA 6020B	Cadmium	0.00017J	mg/L	0.00050	10/01/24 18:07	
EPA 6020B	Chromium	0.0039J	mg/L	0.0050	10/01/24 18:07	
EPA 6020B	Cobalt	0.0019J	mg/L	0.0050	10/01/24 18:07	
EPA 6020B	Molybdenum	0.23	mg/L	0.010	10/01/24 18:07	
SM 2540C-2015	Total Dissolved Solids	521	mg/L	25.0	10/01/24 16:01	
SM 2320B	Alkalinity, Total as CaCO3	131	mg/L	5.0	10/07/24 09:36	
SM 2320B	Alkalinity,Bicarbonate (CaCO3)	131	mg/L	5.0	10/07/24 09:36	
92756037005	**HAM-PT-11**					
EPA 300.0	Chloride	48.3	mg/L	1.0	10/16/24 13:05	
EPA 300.0	Fluoride	0.33	mg/L	0.050	10/16/24 13:05	
EPA 300.0	Sulfate	200	mg/L	1.0	10/16/24 13:05	
EPA 6010D	Iron	3.7	mg/L	0.040	10/02/24 12:32	
EPA 6010D	Manganese	1.4	mg/L	0.040	10/02/24 12:32	
EPA 6010D	Potassium	5.6	mg/L	0.50	10/02/24 12:32	

This report shall not be reproduced, except in full,
without the written consent of Pace Analytical Services, LLC.

Pace Analytical Services, LLC
9800 Kincey Ave. Suite 100
Huntersville, NC 28078
(704)875-9092

SUMMARY OF DETECTION

Project: Hammond AP-1_Week 1
Pace Project No.: 92756037

Lab Sample ID Method	Client Sample ID Parameters	Result	Units	Report Limit	Analyzed	Qualifiers
92756037005	**HAM-PT-11**					
EPA 6010D	Sodium	8.1	mg/L	1.0	10/02/24 12:32	
EPA 6010D	Calcium	109	mg/L	1.0	10/02/24 12:32	
EPA 6010D	Magnesium	20.3	mg/L	0.050	10/02/24 12:32	
EPA 6020B	Arsenic	0.0031J	mg/L	0.0050	10/01/24 18:10	B
EPA 6020B	Barium	0.078	mg/L	0.0050	10/01/24 18:10	
EPA 6020B	Boron	1.5	mg/L	0.040	10/01/24 18:10	
EPA 6020B	Cadmium	0.00030J	mg/L	0.00050	10/01/24 18:10	
EPA 6020B	Cobalt	0.025	mg/L	0.0050	10/01/24 18:10	
EPA 6020B	Lithium	0.0067J	mg/L	0.030	10/01/24 18:10	
EPA 6020B	Molybdenum	0.074	mg/L	0.010	10/01/24 18:10	
SM 2540C-2015	Total Dissolved Solids	546	mg/L	25.0	10/01/24 16:02	
SM 2320B	Alkalinity, Total as CaCO3	98.0	mg/L	5.0	10/07/24 09:41	
SM 2320B	Alkalinity,Bicarbonate (CaCO3)	98.0	mg/L	5.0	10/07/24 09:41	
92756037006	**HAM-PT-12**					
EPA 300.0	Chloride	22.9	mg/L	1.0	10/16/24 13:20	
EPA 300.0	Fluoride	0.27	mg/L	0.050	10/16/24 13:20	
EPA 300.0	Sulfate	266	mg/L	1.0	10/16/24 13:20	
EPA 6010D	Iron	0.21	mg/L	0.040	10/02/24 12:50	
EPA 6010D	Manganese	2.6	mg/L	0.040	10/02/24 12:50	
EPA 6010D	Potassium	5.1	mg/L	0.50	10/02/24 12:50	
EPA 6010D	Sodium	6.1	mg/L	1.0	10/02/24 12:50	
EPA 6010D	Calcium	106	mg/L	1.0	10/02/24 12:50	
EPA 6010D	Magnesium	30.0	mg/L	0.050	10/02/24 12:50	
EPA 6020B	Arsenic	0.0031J	mg/L	0.0050	10/01/24 18:21	B
EPA 6020B	Barium	0.087	mg/L	0.0050	10/01/24 18:21	
EPA 6020B	Boron	0.81	mg/L	0.040	10/01/24 18:21	
EPA 6020B	Cadmium	0.00055	mg/L	0.00050	10/01/24 18:21	
EPA 6020B	Cobalt	0.011	mg/L	0.0050	10/01/24 18:21	
EPA 6020B	Lithium	0.0044J	mg/L	0.030	10/01/24 18:21	
EPA 6020B	Molybdenum	0.088	mg/L	0.010	10/01/24 18:21	
SM 2540C-2015	Total Dissolved Solids	573	mg/L	25.0	10/01/24 16:02	
SM 2320B	Alkalinity, Total as CaCO3	90.2	mg/L	5.0	10/07/24 10:03	
SM 2320B	Alkalinity,Bicarbonate (CaCO3)	90.2	mg/L	5.0	10/07/24 10:03	
92756037007	**HAM-PT-13**					
EPA 300.0	Chloride	16.9	mg/L	1.0	10/16/24 13:35	
EPA 300.0	Fluoride	0.36	mg/L	0.050	10/16/24 13:35	
EPA 300.0	Sulfate	261	mg/L	1.0	10/16/24 13:35	
EPA 6010D	Iron	5.3	mg/L	0.040	10/02/24 12:55	
EPA 6010D	Manganese	3.2	mg/L	0.040	10/02/24 12:55	
EPA 6010D	Potassium	5.4	mg/L	0.50	10/02/24 12:55	
EPA 6010D	Sodium	9.2	mg/L	1.0	10/02/24 12:55	
EPA 6010D	Calcium	122	mg/L	1.0	10/02/24 12:55	
EPA 6010D	Magnesium	16.1	mg/L	0.050	10/02/24 12:55	
EPA 6020B	Arsenic	0.021	mg/L	0.0050	10/01/24 18:25	
EPA 6020B	Barium	0.050	mg/L	0.0050	10/01/24 18:25	
EPA 6020B	Boron	0.49	mg/L	0.040	10/01/24 18:25	

This report shall not be reproduced, except in full,
without the written consent of Pace Analytical Services, LLC.

Pace Analytical Services, LLC
9800 Kincey Ave. Suite 100
Huntersville, NC 28078
(704)875-9092

SUMMARY OF DETECTION

Project: Hammond AP-1_Week 1
Pace Project No.: 92756037

Lab Sample ID Method	Client Sample ID Parameters	Result	Units	Report Limit	Analyzed	Qualifiers
92756037007	**HAM-PT-13**					
EPA 6020B	Cadmium	0.00011J	mg/L	0.00050	10/01/24 18:25	
EPA 6020B	Cobalt	0.022	mg/L	0.0050	10/01/24 18:25	
EPA 6020B	Lead	0.00057J	mg/L	0.0010	10/01/24 18:25	
EPA 6020B	Lithium	0.052	mg/L	0.030	10/01/24 18:25	
EPA 6020B	Molybdenum	0.0031J	mg/L	0.010	10/01/24 18:25	
EPA 6020B	Selenium	0.0013J	mg/L	0.0050	10/01/24 18:25	
SM 2540C-2015	Total Dissolved Solids	518	mg/L	25.0	10/01/24 15:59	
SM 2320B	Alkalinity, Total as CaCO3	105	mg/L	5.0	10/07/24 10:08	
SM 2320B	Alkalinity,Bicarbonate (CaCO3)	105	mg/L	5.0	10/07/24 10:08	
92756037008	**HAM-PT-14**					
EPA 300.0	Chloride	19.6	mg/L	1.0	10/16/24 13:50	
EPA 300.0	Fluoride	0.28	mg/L	0.050	10/16/24 13:50	
EPA 300.0	Sulfate	259	mg/L	1.0	10/16/24 13:50	
EPA 6010D	Iron	9.9	mg/L	0.040	10/02/24 13:00	
EPA 6010D	Manganese	3.4	mg/L	0.040	10/02/24 13:00	
EPA 6010D	Potassium	5.8	mg/L	0.50	10/02/24 13:00	
EPA 6010D	Sodium	10.3	mg/L	1.0	10/02/24 13:00	
EPA 6010D	Calcium	135	mg/L	1.0	10/02/24 13:00	
EPA 6010D	Magnesium	19.5	mg/L	0.050	10/02/24 13:00	
EPA 6020B	Arsenic	0.058	mg/L	0.0050	10/01/24 18:29	
EPA 6020B	Barium	0.050	mg/L	0.0050	10/01/24 18:29	
EPA 6020B	Boron	0.59	mg/L	0.040	10/01/24 18:29	
EPA 6020B	Cobalt	0.022	mg/L	0.0050	10/01/24 18:29	
EPA 6020B	Lead	0.00038J	mg/L	0.0010	10/01/24 18:29	
EPA 6020B	Lithium	0.049	mg/L	0.030	10/01/24 18:29	
EPA 6020B	Molybdenum	0.010	mg/L	0.010	10/01/24 18:29	
SM 2540C-2015	Total Dissolved Solids	588	mg/L	25.0	10/01/24 15:59	
SM 2320B	Alkalinity, Total as CaCO3	142	mg/L	5.0	10/07/24 10:12	
SM 2320B	Alkalinity,Bicarbonate (CaCO3)	142	mg/L	5.0	10/07/24 10:12	
92756037009	**HAM-PT-15**					
EPA 300.0	Chloride	14.5	mg/L	1.0	10/16/24 14:05	
EPA 300.0	Fluoride	0.31	mg/L	0.050	10/16/24 14:05	
EPA 300.0	Sulfate	242	mg/L	1.0	10/16/24 14:05	
EPA 6010D	Iron	0.15	mg/L	0.040	10/02/24 13:05	
EPA 6010D	Manganese	2.3	mg/L	0.040	10/02/24 13:05	
EPA 6010D	Potassium	5.1	mg/L	0.50	10/02/24 13:05	
EPA 6010D	Sodium	7.7	mg/L	1.0	10/02/24 13:05	
EPA 6010D	Calcium	118	mg/L	1.0	10/02/24 13:05	
EPA 6010D	Magnesium	12.3	mg/L	0.050	10/02/24 13:05	
EPA 6020B	Antimony	0.00065J	mg/L	0.0030	10/01/24 18:32	
EPA 6020B	Arsenic	0.0097	mg/L	0.0050	10/01/24 18:32	B
EPA 6020B	Barium	0.049	mg/L	0.0050	10/01/24 18:32	
EPA 6020B	Boron	0.64	mg/L	0.040	10/01/24 18:32	
EPA 6020B	Cadmium	0.00029J	mg/L	0.00050	10/01/24 18:32	
EPA 6020B	Cobalt	0.012	mg/L	0.0050	10/01/24 18:32	
EPA 6020B	Lithium	0.040	mg/L	0.030	10/01/24 18:32	

This report shall not be reproduced, except in full,
without the written consent of Pace Analytical Services, LLC.

Pace Analytical Services, LLC
9800 Kincey Ave. Suite 100
Huntersville, NC 28078
(704)875-9092

SUMMARY OF DETECTION

Project: Hammond AP-1_Week 1
Pace Project No.: 92756037

Lab Sample ID Method	Client Sample ID Parameters	Result	Units	Report Limit	Analyzed	Qualifiers
92756037009	**HAM-PT-15**					
EPA 6020B	Molybdenum	0.010	mg/L	0.010	10/01/24 18:32	
EPA 6020B	Selenium	0.0038J	mg/L	0.0050	10/01/24 18:32	
EPA 6020B	Thallium	0.00044J	mg/L	0.0010	10/01/24 18:32	
SM 2540C-2015	Total Dissolved Solids	473	mg/L	25.0	10/01/24 16:00	
SM 2320B	Alkalinity, Total as CaCO3	81.7	mg/L	5.0	10/07/24 10:17	
SM 2320B	Alkalinity,Bicarbonate (CaCO3)	81.7	mg/L	5.0	10/07/24 10:17	
92756037010	**HAM-AP1-FD-01**					
EPA 300.0	Chloride	17.5	mg/L	1.0	10/16/24 14:20	
EPA 300.0	Fluoride	0.25	mg/L	0.050	10/16/24 14:20	
EPA 300.0	Sulfate	244	mg/L	1.0	10/16/24 14:20	
EPA 6010D	Iron	1.1	mg/L	0.040	10/02/24 13:14	
EPA 6010D	Manganese	2.6	mg/L	0.040	10/02/24 13:14	
EPA 6010D	Potassium	5.3	mg/L	0.50	10/02/24 13:14	
EPA 6010D	Sodium	9.0	mg/L	1.0	10/02/24 13:14	
EPA 6010D	Calcium	120	mg/L	1.0	10/02/24 13:14	
EPA 6010D	Magnesium	14.7	mg/L	0.050	10/02/24 13:14	
EPA 6020B	Arsenic	0.021	mg/L	0.0050	10/01/24 18:40	
EPA 6020B	Barium	0.052	mg/L	0.0050	10/01/24 18:40	
EPA 6020B	Boron	0.61	mg/L	0.040	10/01/24 18:40	
EPA 6020B	Cadmium	0.00015J	mg/L	0.00050	10/01/24 18:40	
EPA 6020B	Cobalt	0.023	mg/L	0.0050	10/01/24 18:40	
EPA 6020B	Lithium	0.035	mg/L	0.030	10/01/24 18:40	
EPA 6020B	Molybdenum	0.0099J	mg/L	0.010	10/01/24 18:40	
EPA 6020B	Selenium	0.0014J	mg/L	0.0050	10/01/24 18:40	
EPA 6020B	Thallium	0.00041J	mg/L	0.0010	10/01/24 18:40	
SM 2540C-2015	Total Dissolved Solids	520	mg/L	25.0	10/01/24 16:00	
SM 2320B	Alkalinity, Total as CaCO3	91.8	mg/L	5.0	10/07/24 10:21	
SM 2320B	Alkalinity,Bicarbonate (CaCO3)	91.8	mg/L	5.0	10/07/24 10:21	
92756037011	**HAM-AP1-FB-01**					
EPA 6020B	Arsenic	0.0014J	mg/L	0.0050	10/01/24 18:43	B
92756037012	**HAM-AP1-EB-01**					
EPA 6010D	Sodium	0.62J	mg/L	1.0	10/02/24 13:24	
EPA 6010D	Calcium	0.44J	mg/L	1.0	10/02/24 13:24	
EPA 6010D	Magnesium	0.097	mg/L	0.050	10/02/24 13:24	
EPA 6020B	Arsenic	0.00093J	mg/L	0.0050	10/01/24 18:47	B
EPA 6020B	Barium	0.0021J	mg/L	0.0050	10/01/24 18:47	
SM 2320B	Alkalinity, Total as CaCO3	5.8	mg/L	5.0	10/07/24 10:29	
SM 2320B	Alkalinity,Bicarbonate (CaCO3)	5.8	mg/L	5.0	10/07/24 10:29	

This report shall not be reproduced, except in full,
without the written consent of Pace Analytical Services, LLC.

Pace Analytical Services, LLC
9800 Kincey Ave. Suite 100
Huntersville, NC 28078
(704)875-9092

ANALYTICAL RESULTS

Project: Hammond AP-1_Week 1
Pace Project No.: 92756037

Sample: HAM-PT-07 **Lab ID: 92756037001** Collected: 09/24/24 16:20 Received: 09/26/24 11:40 Matrix: Water

Parameters	Results	Units	Report Limit	MDL	DF	Prepared	Analyzed	CAS No.	Qual
300.0 IC Anions WW 28 Day DU	Analytical Method: EPA 300.0								
	Pace Analytical Services - Duluth, MN								
Chloride	**17.5**	mg/L	1.0	0.34	1		10/16/24 10:35	16887-00-6	
Fluoride	**0.26**	mg/L	0.050	0.0057	1		10/16/24 10:35	16984-48-8	
Sulfate	**249**	mg/L	1.0	0.086	1		10/16/24 10:35	14808-79-8	
4500S2D Sulfide LL Water DU	Analytical Method: SM 4500-S2 D-2011								
	Pace Analytical Services - Duluth, MN								
Sulfide	ND	mg/L	0.10	0.011	1		10/11/24 18:04	18496-25-8	H3
6010D ATL ICP	Analytical Method: EPA 6010D Preparation Method: EPA 3010A								
	Pace Analytical Services - Peachtree Corners, GA								
Iron	**0.54**	mg/L	0.040	0.025	1	10/01/24 11:11	10/02/24 11:58	7439-89-6	
Manganese	**2.4**	mg/L	0.040	0.011	1	10/01/24 11:11	10/02/24 11:58	7439-96-5	
Potassium	**5.9**	mg/L	0.50	0.15	1	10/01/24 11:11	10/02/24 11:58	7440-09-7	
Sodium	**10.2**	mg/L	1.0	0.58	1	10/01/24 11:11	10/02/24 11:58	7440-23-5	
Calcium	**128**	mg/L	1.0	0.12	1	10/01/24 11:11	10/02/24 11:58	7440-70-2	
Magnesium	**18.7**	mg/L	0.050	0.012	1	10/01/24 11:11	10/02/24 11:58	7439-95-4	
6020 MET ICPMS	Analytical Method: EPA 6020B Preparation Method: EPA 3005A								
	Pace Analytical Services - Peachtree Corners, GA								
Antimony	**0.00056J**	mg/L	0.0030	0.00054	1	10/01/24 11:00	10/01/24 17:44	7440-36-0	
Arsenic	**0.016**	mg/L	0.0050	0.00084	1	10/01/24 11:00	10/01/24 17:44	7440-38-2	B
Barium	**0.056**	mg/L	0.0050	0.00047	1	10/01/24 11:00	10/01/24 17:44	7440-39-3	
Beryllium	**0.00012J**	mg/L	0.00050	0.000094	1	10/01/24 11:00	10/01/24 17:44	7440-41-7	
Boron	**0.54**	mg/L	0.040	0.012	1	10/01/24 11:00	10/01/24 17:44	7440-42-8	
Cadmium	**0.00015J**	mg/L	0.00050	0.00010	1	10/01/24 11:00	10/01/24 17:44	7440-43-9	
Chromium	ND	mg/L	0.0050	0.0019	1	10/01/24 11:00	10/01/24 17:44	7440-47-3	
Cobalt	**0.031**	mg/L	0.0050	0.00032	1	10/01/24 11:00	10/01/24 17:44	7440-48-4	
Lead	ND	mg/L	0.0010	0.00016	1	10/01/24 11:00	10/01/24 17:44	7439-92-1	
Lithium	**0.048**	mg/L	0.030	0.0016	1	10/01/24 11:00	10/01/24 17:44	7439-93-2	
Molybdenum	**0.0054J**	mg/L	0.010	0.00062	1	10/01/24 11:00	10/01/24 17:44	7439-98-7	
Selenium	**0.0011J**	mg/L	0.0050	0.00096	1	10/01/24 11:00	10/01/24 17:44	7782-49-2	
Thallium	**0.00067J**	mg/L	0.0010	0.00038	1	10/01/24 11:00	10/01/24 17:44	7440-28-0	
7470 Mercury	Analytical Method: EPA 7470A Preparation Method: EPA 7470A								
	Pace Analytical Services - Peachtree Corners, GA								
Mercury	ND	mg/L	0.00020	0.00013	1	10/01/24 16:00	10/02/24 10:28	7439-97-6	
2540C Total Dissolved Solids	Analytical Method: SM 2540C-2015								
	Pace Analytical Services - Peachtree Corners, GA								
Total Dissolved Solids	**559**	mg/L	25.0	25.0	1		10/01/24 15:58		
2320B Alkalinity	Analytical Method: SM 2320B								
	Pace Analytical Services - Minneapolis								
Alkalinity, Total as CaCO3	**136**	mg/L	5.0	1.9	1		10/07/24 09:09		

REPORT OF LABORATORY ANALYSIS

This report shall not be reproduced, except in full,
without the written consent of Pace Analytical Services, LLC.

Pace Analytical Services, LLC
9800 Kincey Ave. Suite 100
Huntersville, NC 28078
(704)875-9092

ANALYTICAL RESULTS

Project: Hammond AP-1_Week 1
Pace Project No.: 92756037

Sample: HAM-PT-07 **Lab ID: 92756037001** Collected: 09/24/24 16:20 Received: 09/26/24 11:40 Matrix: Water

Parameters	Results	Units	Report Limit	MDL	DF	Prepared	Analyzed	CAS No.	Qual
2320B Alkalinity	Analytical Method: SM 2320B Pace Analytical Services - Minneapolis								
Alkalinity,Bicarbonate (CaCO3)	**136**	mg/L	5.0	1.9	1		10/07/24 09:09		
Alkalinity,Carbonate (CaCO3)	ND	mg/L	5.0	1.9	1		10/07/24 09:09		

This report shall not be reproduced, except in full,
without the written consent of Pace Analytical Services, LLC.

Pace Analytical Services, LLC
9800 Kincey Ave. Suite 100
Huntersville, NC 28078
(704)875-9092

ANALYTICAL RESULTS

Project: Hammond AP-1_Week 1
Pace Project No.: 92756037

Sample: HAM-PT-08 **Lab ID: 92756037002** Collected: 09/24/24 14:31 Received: 09/26/24 11:40 Matrix: Water

Parameters	Results	Units	Report Limit	MDL	DF	Prepared	Analyzed	CAS No.	Qual
300.0 IC Anions WW 28 Day DU	Analytical Method: EPA 300.0								
	Pace Analytical Services - Duluth, MN								
Chloride	**17.1**	mg/L	1.0	0.34	1		10/16/24 11:20	16887-00-6	
Fluoride	**0.25**	mg/L	0.050	0.0057	1		10/16/24 11:20	16984-48-8	
Sulfate	**239**	mg/L	1.0	0.086	1		10/16/24 11:20	14808-79-8	
4500S2D Sulfide LL Water DU	Analytical Method: SM 4500-S2 D-2011								
	Pace Analytical Services - Duluth, MN								
Sulfide	ND	mg/L	0.10	0.011	1		10/11/24 18:04	18496-25-8	H3
6010D ATL ICP	Analytical Method: EPA 6010D Preparation Method: EPA 3010A								
	Pace Analytical Services - Peachtree Corners, GA								
Iron	**1.1**	mg/L	0.040	0.025	1	10/01/24 11:11	10/02/24 12:03	7439-89-6	
Manganese	**2.5**	mg/L	0.040	0.011	1	10/01/24 11:11	10/02/24 12:03	7439-96-5	
Potassium	**5.3**	mg/L	0.50	0.15	1	10/01/24 11:11	10/02/24 12:03	7440-09-7	
Sodium	**9.1**	mg/L	1.0	0.58	1	10/01/24 11:11	10/02/24 12:03	7440-23-5	
Calcium	**112**	mg/L	1.0	0.12	1	10/01/24 11:11	10/02/24 12:03	7440-70-2	M1
Magnesium	**14.3**	mg/L	0.050	0.012	1	10/01/24 11:11	10/02/24 12:03	7439-95-4	M1
6020 MET ICPMS	Analytical Method: EPA 6020B Preparation Method: EPA 3005A								
	Pace Analytical Services - Peachtree Corners, GA								
Antimony	**0.0012J**	mg/L	0.0030	0.00054	1	10/01/24 11:00	10/01/24 17:59	7440-36-0	
Arsenic	**0.021**	mg/L	0.0050	0.00084	1	10/01/24 11:00	10/01/24 17:59	7440-38-2	
Barium	**0.050**	mg/L	0.0050	0.00047	1	10/01/24 11:00	10/01/24 17:59	7440-39-3	
Beryllium	**0.00013J**	mg/L	0.00050	0.000094	1	10/01/24 11:00	10/01/24 17:59	7440-41-7	
Boron	**0.61**	mg/L	0.040	0.012	1	10/01/24 11:00	10/01/24 17:59	7440-42-8	
Cadmium	**0.00018J**	mg/L	0.00050	0.00010	1	10/01/24 11:00	10/01/24 17:59	7440-43-9	
Chromium	ND	mg/L	0.0050	0.0019	1	10/01/24 11:00	10/01/24 17:59	7440-47-3	
Cobalt	**0.022**	mg/L	0.0050	0.00032	1	10/01/24 11:00	10/01/24 17:59	7440-48-4	
Lead	ND	mg/L	0.0010	0.00016	1	10/01/24 11:00	10/01/24 17:59	7439-92-1	
Lithium	**0.035**	mg/L	0.030	0.0016	1	10/01/24 11:00	10/01/24 17:59	7439-93-2	
Molybdenum	**0.0098J**	mg/L	0.010	0.00062	1	10/01/24 11:00	10/01/24 17:59	7439-98-7	
Selenium	**0.0013J**	mg/L	0.0050	0.00096	1	10/01/24 11:00	10/01/24 17:59	7782-49-2	
Thallium	**0.00050J**	mg/L	0.0010	0.00038	1	10/01/24 11:00	10/01/24 17:59	7440-28-0	
7470 Mercury	Analytical Method: EPA 7470A Preparation Method: EPA 7470A								
	Pace Analytical Services - Peachtree Corners, GA								
Mercury	ND	mg/L	0.00020	0.00013	1	10/01/24 16:00	10/02/24 10:39	7439-97-6	
2540C Total Dissolved Solids	Analytical Method: SM 2540C-2015								
	Pace Analytical Services - Peachtree Corners, GA								
Total Dissolved Solids	**490**	mg/L	25.0	25.0	1		10/01/24 15:58		
2320B Alkalinity	Analytical Method: SM 2320B								
	Pace Analytical Services - Minneapolis								
Alkalinity, Total as CaCO3	**91.8**	mg/L	5.0	1.9	1		10/07/24 09:27		

This report shall not be reproduced, except in full,
without the written consent of Pace Analytical Services, LLC.

Pace Analytical Services, LLC
9800 Kincey Ave. Suite 100
Huntersville, NC 28078
(704)875-9092

ANALYTICAL RESULTS

Project: Hammond AP-1_Week 1
Pace Project No.: 92756037

Sample: HAM-PT-08 **Lab ID: 92756037002** Collected: 09/24/24 14:31 Received: 09/26/24 11:40 Matrix: Water

Parameters	Results	Units	Report Limit	MDL	DF	Prepared	Analyzed	CAS No.	Qual
2320B Alkalinity	Analytical Method: SM 2320B Pace Analytical Services - Minneapolis								
Alkalinity,Bicarbonate (CaCO3)	**91.8**	mg/L	5.0	1.9	1		10/07/24 09:27		
Alkalinity,Carbonate (CaCO3)	ND	mg/L	5.0	1.9	1		10/07/24 09:27		

This report shall not be reproduced, except in full,
without the written consent of Pace Analytical Services, LLC.

Pace Analytical Services, LLC
9800 Kincey Ave. Suite 100
Huntersville, NC 28078
(704)875-9092

ANALYTICAL RESULTS

Project: Hammond AP-1_Week 1
Pace Project No.: 92756037

Sample: HAM-PT-09 **Lab ID: 92756037003** Collected: 09/25/24 12:30 Received: 09/26/24 11:40 Matrix: Water

Parameters	Results	Units	Report Limit	MDL	DF	Prepared	Analyzed	CAS No.	Qual
300.0 IC Anions WW 28 Day DU	Analytical Method: EPA 300.0								
	Pace Analytical Services - Duluth, MN								
Chloride	**39.4**	mg/L	1.0	0.34	1		10/16/24 12:05	16887-00-6	
Fluoride	**0.33**	mg/L	0.050	0.0057	1		10/16/24 12:05	16984-48-8	
Sulfate	**236**	mg/L	1.0	0.086	1		10/16/24 12:05	14808-79-8	
4500S2D Sulfide LL Water DU	Analytical Method: SM 4500-S2 D-2011								
	Pace Analytical Services - Duluth, MN								
Sulfide	ND	mg/L	0.10	0.011	1		10/11/24 18:04	18496-25-8	H3
6010D ATL ICP	Analytical Method: EPA 6010D Preparation Method: EPA 3010A								
	Pace Analytical Services - Peachtree Corners, GA								
Iron	**0.24**	mg/L	0.040	0.025	1	10/01/24 11:11	10/02/24 12:22	7439-89-6	
Manganese	**0.73**	mg/L	0.040	0.011	1	10/01/24 11:11	10/02/24 12:22	7439-96-5	
Potassium	**5.8**	mg/L	0.50	0.15	1	10/01/24 11:11	10/02/24 12:22	7440-09-7	
Sodium	**7.0**	mg/L	1.0	0.58	1	10/01/24 11:11	10/02/24 12:22	7440-23-5	
Calcium	**111**	mg/L	1.0	0.12	1	10/01/24 11:11	10/02/24 12:22	7440-70-2	
Magnesium	**27.2**	mg/L	0.050	0.012	1	10/01/24 11:11	10/02/24 12:22	7439-95-4	
6020 MET ICPMS	Analytical Method: EPA 6020B Preparation Method: EPA 3005A								
	Pace Analytical Services - Peachtree Corners, GA								
Antimony	ND	mg/L	0.0030	0.00054	1	10/01/24 11:00	10/01/24 18:03	7440-36-0	
Arsenic	**0.0034J**	mg/L	0.0050	0.00084	1	10/01/24 11:00	10/01/24 18:03	7440-38-2	B
Barium	**0.089**	mg/L	0.0050	0.00047	1	10/01/24 11:00	10/01/24 18:03	7440-39-3	
Beryllium	ND	mg/L	0.00050	0.000094	1	10/01/24 11:00	10/01/24 18:03	7440-41-7	
Boron	**1.2**	mg/L	0.040	0.012	1	10/01/24 11:00	10/01/24 18:03	7440-42-8	
Cadmium	**0.00030J**	mg/L	0.00050	0.00010	1	10/01/24 11:00	10/01/24 18:03	7440-43-9	
Chromium	ND	mg/L	0.0050	0.0019	1	10/01/24 11:00	10/01/24 18:03	7440-47-3	
Cobalt	**0.0066**	mg/L	0.0050	0.00032	1	10/01/24 11:00	10/01/24 18:03	7440-48-4	
Lead	ND	mg/L	0.0010	0.00016	1	10/01/24 11:00	10/01/24 18:03	7439-92-1	
Lithium	**0.0035J**	mg/L	0.030	0.0016	1	10/01/24 11:00	10/01/24 18:03	7439-93-2	
Molybdenum	**0.14**	mg/L	0.010	0.00062	1	10/01/24 11:00	10/01/24 18:03	7439-98-7	
Selenium	ND	mg/L	0.0050	0.00096	1	10/01/24 11:00	10/01/24 18:03	7782-49-2	
Thallium	ND	mg/L	0.0010	0.00038	1	10/01/24 11:00	10/01/24 18:03	7440-28-0	
7470 Mercury	Analytical Method: EPA 7470A Preparation Method: EPA 7470A								
	Pace Analytical Services - Peachtree Corners, GA								
Mercury	ND	mg/L	0.00020	0.00013	1	10/01/24 16:00	10/02/24 10:42	7439-97-6	
2540C Total Dissolved Solids	Analytical Method: SM 2540C-2015								
	Pace Analytical Services - Peachtree Corners, GA								
Total Dissolved Solids	**547**	mg/L	25.0	25.0	1		10/01/24 16:01		
2320B Alkalinity	Analytical Method: SM 2320B								
	Pace Analytical Services - Minneapolis								
Alkalinity, Total as CaCO3	**112**	mg/L	5.0	1.9	1		10/07/24 09:31		

REPORT OF LABORATORY ANALYSIS

This report shall not be reproduced, except in full,
without the written consent of Pace Analytical Services, LLC.

Pace Analytical Services, LLC
9800 Kincey Ave. Suite 100
Huntersville, NC 28078
(704)875-9092

ANALYTICAL RESULTS

Project: Hammond AP-1_Week 1
Pace Project No.: 92756037

Sample: HAM-PT-09 **Lab ID: 92756037003** Collected: 09/25/24 12:30 Received: 09/26/24 11:40 Matrix: Water

Parameters	Results	Units	Report Limit	MDL	DF	Prepared	Analyzed	CAS No.	Qual
2320B Alkalinity	Analytical Method: SM 2320B Pace Analytical Services - Minneapolis								
Alkalinity,Bicarbonate (CaCO3)	**112**	mg/L	5.0	1.9	1		10/07/24 09:31		
Alkalinity,Carbonate (CaCO3)	ND	mg/L	5.0	1.9	1		10/07/24 09:31		

This report shall not be reproduced, except in full,
without the written consent of Pace Analytical Services, LLC.

Pace Analytical Services, LLC
9800 Kincey Ave. Suite 100
Huntersville, NC 28078
(704)875-9092

ANALYTICAL RESULTS

Project: Hammond AP-1_Week 1
Pace Project No.: 92756037

Sample: HAM-PT-10 **Lab ID: 92756037004** Collected: 09/25/24 10:00 Received: 09/26/24 11:40 Matrix: Water

Parameters	Results	Units	Report Limit	MDL	DF	Prepared	Analyzed	CAS No.	Qual
300.0 IC Anions WW 28 Day DU	Analytical Method: EPA 300.0								
	Pace Analytical Services - Duluth, MN								
Chloride	**49.6**	mg/L	1.0	0.34	1		10/16/24 12:20	16887-00-6	
Fluoride	**0.32**	mg/L	0.050	0.0057	1		10/16/24 12:20	16984-48-8	
Sulfate	**158**	mg/L	1.0	0.086	1		10/16/24 12:20	14808-79-8	
4500S2D Sulfide LL Water DU	Analytical Method: SM 4500-S2 D-2011								
	Pace Analytical Services - Duluth, MN								
Sulfide	ND	mg/L	0.10	0.011	1		10/11/24 18:04	18496-25-8	H3
6010D ATL ICP	Analytical Method: EPA 6010D Preparation Method: EPA 3010A								
	Pace Analytical Services - Peachtree Corners, GA								
Iron	**0.060**	mg/L	0.040	0.025	1	10/01/24 11:11	10/02/24 12:27	7439-89-6	
Manganese	**0.43**	mg/L	0.040	0.011	1	10/01/24 11:11	10/02/24 12:27	7439-96-5	
Potassium	**6.6**	mg/L	0.50	0.15	1	10/01/24 11:11	10/02/24 12:27	7440-09-7	
Sodium	**9.0**	mg/L	1.0	0.58	1	10/01/24 11:11	10/02/24 12:27	7440-23-5	
Calcium	**113**	mg/L	1.0	0.12	1	10/01/24 11:11	10/02/24 12:27	7440-70-2	
Magnesium	**14.2**	mg/L	0.050	0.012	1	10/01/24 11:11	10/02/24 12:27	7439-95-4	
6020 MET ICPMS	Analytical Method: EPA 6020B Preparation Method: EPA 3005A								
	Pace Analytical Services - Peachtree Corners, GA								
Antimony	ND	mg/L	0.0030	0.00054	1	10/01/24 11:00	10/01/24 18:07	7440-36-0	
Arsenic	**0.0024J**	mg/L	0.0050	0.00084	1	10/01/24 11:00	10/01/24 18:07	7440-38-2	B
Barium	**0.053**	mg/L	0.0050	0.00047	1	10/01/24 11:00	10/01/24 18:07	7440-39-3	
Beryllium	ND	mg/L	0.00050	0.000094	1	10/01/24 11:00	10/01/24 18:07	7440-41-7	
Boron	**1.6**	mg/L	0.040	0.012	1	10/01/24 11:00	10/01/24 18:07	7440-42-8	
Cadmium	**0.00017J**	mg/L	0.00050	0.00010	1	10/01/24 11:00	10/01/24 18:07	7440-43-9	
Chromium	**0.0039J**	mg/L	0.0050	0.0019	1	10/01/24 11:00	10/01/24 18:07	7440-47-3	
Cobalt	**0.0019J**	mg/L	0.0050	0.00032	1	10/01/24 11:00	10/01/24 18:07	7440-48-4	
Lead	ND	mg/L	0.0010	0.00016	1	10/01/24 11:00	10/01/24 18:07	7439-92-1	
Lithium	ND	mg/L	0.030	0.0016	1	10/01/24 11:00	10/01/24 18:07	7439-93-2	
Molybdenum	**0.23**	mg/L	0.010	0.00062	1	10/01/24 11:00	10/01/24 18:07	7439-98-7	
Selenium	ND	mg/L	0.0050	0.00096	1	10/01/24 11:00	10/01/24 18:07	7782-49-2	
Thallium	ND	mg/L	0.0010	0.00038	1	10/01/24 11:00	10/01/24 18:07	7440-28-0	
7470 Mercury	Analytical Method: EPA 7470A Preparation Method: EPA 7470A								
	Pace Analytical Services - Peachtree Corners, GA								
Mercury	ND	mg/L	0.00020	0.00013	1	10/01/24 16:00	10/02/24 10:50	7439-97-6	
2540C Total Dissolved Solids	Analytical Method: SM 2540C-2015								
	Pace Analytical Services - Peachtree Corners, GA								
Total Dissolved Solids	**521**	mg/L	25.0	25.0	1		10/01/24 16:01		
2320B Alkalinity	Analytical Method: SM 2320B								
	Pace Analytical Services - Minneapolis								
Alkalinity, Total as CaCO3	**131**	mg/L	5.0	1.9	1		10/07/24 09:36		

REPORT OF LABORATORY ANALYSIS

This report shall not be reproduced, except in full,
without the written consent of Pace Analytical Services, LLC.

Pace Analytical Services, LLC
9800 Kincey Ave. Suite 100
Huntersville, NC 28078
(704)875-9092

ANALYTICAL RESULTS

Project: Hammond AP-1_Week 1
Pace Project No.: 92756037

Sample: HAM-PT-10 **Lab ID: 92756037004** Collected: 09/25/24 10:00 Received: 09/26/24 11:40 Matrix: Water

Parameters	Results	Units	Report Limit	MDL	DF	Prepared	Analyzed	CAS No.	Qual
2320B Alkalinity	Analytical Method: SM 2320B Pace Analytical Services - Minneapolis								
Alkalinity,Bicarbonate (CaCO3)	**131**	mg/L	5.0	1.9	1		10/07/24 09:36		
Alkalinity,Carbonate (CaCO3)	ND	mg/L	5.0	1.9	1		10/07/24 09:36		

This report shall not be reproduced, except in full,
without the written consent of Pace Analytical Services, LLC.

Pace Analytical Services, LLC
9800 Kincey Ave. Suite 100
Huntersville, NC 28078
(704)875-9092

ANALYTICAL RESULTS

Project: Hammond AP-1_Week 1
Pace Project No.: 92756037

Sample: HAM-PT-11 **Lab ID: 92756037005** Collected: 09/25/24 14:54 Received: 09/26/24 11:40 Matrix: Water

Parameters	Results	Units	Report Limit	MDL	DF	Prepared	Analyzed	CAS No.	Qual
300.0 IC Anions WW 28 Day DU	Analytical Method: EPA 300.0								
	Pace Analytical Services - Duluth, MN								
Chloride	**48.3**	mg/L	1.0	0.34	1		10/16/24 13:05	16887-00-6	
Fluoride	**0.33**	mg/L	0.050	0.0057	1		10/16/24 13:05	16984-48-8	
Sulfate	**200**	mg/L	1.0	0.086	1		10/16/24 13:05	14808-79-8	
4500S2D Sulfide LL Water DU	Analytical Method: SM 4500-S2 D-2011								
	Pace Analytical Services - Duluth, MN								
Sulfide	ND	mg/L	0.10	0.011	1		10/11/24 18:05	18496-25-8	H3
6010D ATL ICP	Analytical Method: EPA 6010D Preparation Method: EPA 3010A								
	Pace Analytical Services - Peachtree Corners, GA								
Iron	**3.7**	mg/L	0.040	0.025	1	10/01/24 11:11	10/02/24 12:32	7439-89-6	
Manganese	**1.4**	mg/L	0.040	0.011	1	10/01/24 11:11	10/02/24 12:32	7439-96-5	
Potassium	**5.6**	mg/L	0.50	0.15	1	10/01/24 11:11	10/02/24 12:32	7440-09-7	
Sodium	**8.1**	mg/L	1.0	0.58	1	10/01/24 11:11	10/02/24 12:32	7440-23-5	
Calcium	**109**	mg/L	1.0	0.12	1	10/01/24 11:11	10/02/24 12:32	7440-70-2	
Magnesium	**20.3**	mg/L	0.050	0.012	1	10/01/24 11:11	10/02/24 12:32	7439-95-4	
6020 MET ICPMS	Analytical Method: EPA 6020B Preparation Method: EPA 3005A								
	Pace Analytical Services - Peachtree Corners, GA								
Antimony	ND	mg/L	0.0030	0.00054	1	10/01/24 11:00	10/01/24 18:10	7440-36-0	
Arsenic	**0.0031J**	mg/L	0.0050	0.00084	1	10/01/24 11:00	10/01/24 18:10	7440-38-2	B
Barium	**0.078**	mg/L	0.0050	0.00047	1	10/01/24 11:00	10/01/24 18:10	7440-39-3	
Beryllium	ND	mg/L	0.00050	0.000094	1	10/01/24 11:00	10/01/24 18:10	7440-41-7	
Boron	**1.5**	mg/L	0.040	0.012	1	10/01/24 11:00	10/01/24 18:10	7440-42-8	
Cadmium	**0.00030J**	mg/L	0.00050	0.00010	1	10/01/24 11:00	10/01/24 18:10	7440-43-9	
Chromium	ND	mg/L	0.0050	0.0019	1	10/01/24 11:00	10/01/24 18:10	7440-47-3	
Cobalt	**0.025**	mg/L	0.0050	0.00032	1	10/01/24 11:00	10/01/24 18:10	7440-48-4	
Lead	ND	mg/L	0.0010	0.00016	1	10/01/24 11:00	10/01/24 18:10	7439-92-1	
Lithium	**0.0067J**	mg/L	0.030	0.0016	1	10/01/24 11:00	10/01/24 18:10	7439-93-2	
Molybdenum	**0.074**	mg/L	0.010	0.00062	1	10/01/24 11:00	10/01/24 18:10	7439-98-7	
Selenium	ND	mg/L	0.0050	0.00096	1	10/01/24 11:00	10/01/24 18:10	7782-49-2	
Thallium	ND	mg/L	0.0010	0.00038	1	10/01/24 11:00	10/01/24 18:10	7440-28-0	
7470 Mercury	Analytical Method: EPA 7470A Preparation Method: EPA 7470A								
	Pace Analytical Services - Peachtree Corners, GA								
Mercury	ND	mg/L	0.00020	0.00013	1	10/01/24 16:00	10/02/24 10:52	7439-97-6	
2540C Total Dissolved Solids	Analytical Method: SM 2540C-2015								
	Pace Analytical Services - Peachtree Corners, GA								
Total Dissolved Solids	**546**	mg/L	25.0	25.0	1		10/01/24 16:02		
2320B Alkalinity	Analytical Method: SM 2320B								
	Pace Analytical Services - Minneapolis								
Alkalinity, Total as CaCO3	**98.0**	mg/L	5.0	1.9	1		10/07/24 09:41		

This report shall not be reproduced, except in full,
without the written consent of Pace Analytical Services, LLC.

Pace Analytical Services, LLC
9800 Kincey Ave. Suite 100
Huntersville, NC 28078
(704)875-9092

ANALYTICAL RESULTS

Project: Hammond AP-1_Week 1
Pace Project No.: 92756037

Sample: HAM-PT-11 **Lab ID: 92756037005** Collected: 09/25/24 14:54 Received: 09/26/24 11:40 Matrix: Water

Parameters	Results	Units	Report Limit	MDL	DF	Prepared	Analyzed	CAS No.	Qual
2320B Alkalinity	Analytical Method: SM 2320B Pace Analytical Services - Minneapolis								
Alkalinity,Bicarbonate (CaCO3)	**98.0**	mg/L	5.0	1.9	1		10/07/24 09:41		
Alkalinity,Carbonate (CaCO3)	ND	mg/L	5.0	1.9	1		10/07/24 09:41		

This report shall not be reproduced, except in full,
without the written consent of Pace Analytical Services, LLC.

Pace Analytical Services, LLC
9800 Kincey Ave. Suite 100
Huntersville, NC 28078
(704)875-9092

ANALYTICAL RESULTS

Project: Hammond AP-1_Week 1
Pace Project No.: 92756037

Sample: HAM-PT-12 **Lab ID: 92756037006** Collected: 09/25/24 16:50 Received: 09/26/24 11:40 Matrix: Water

Parameters	Results	Units	Report Limit	MDL	DF	Prepared	Analyzed	CAS No.	Qual
300.0 IC Anions WW 28 Day DU	Analytical Method: EPA 300.0								
	Pace Analytical Services - Duluth, MN								
Chloride	**22.9**	mg/L	1.0	0.34	1		10/16/24 13:20	16887-00-6	
Fluoride	**0.27**	mg/L	0.050	0.0057	1		10/16/24 13:20	16984-48-8	
Sulfate	**266**	mg/L	1.0	0.086	1		10/16/24 13:20	14808-79-8	
4500S2D Sulfide LL Water DU	Analytical Method: SM 4500-S2 D-2011								
	Pace Analytical Services - Duluth, MN								
Sulfide	ND	mg/L	0.10	0.011	1		10/11/24 18:05	18496-25-8	H3
6010D ATL ICP	Analytical Method: EPA 6010D Preparation Method: EPA 3010A								
	Pace Analytical Services - Peachtree Corners, GA								
Iron	**0.21**	mg/L	0.040	0.025	1	10/01/24 11:11	10/02/24 12:50	7439-89-6	
Manganese	**2.6**	mg/L	0.040	0.011	1	10/01/24 11:11	10/02/24 12:50	7439-96-5	
Potassium	**5.1**	mg/L	0.50	0.15	1	10/01/24 11:11	10/02/24 12:50	7440-09-7	
Sodium	**6.1**	mg/L	1.0	0.58	1	10/01/24 11:11	10/02/24 12:50	7440-23-5	
Calcium	**106**	mg/L	1.0	0.12	1	10/01/24 11:11	10/02/24 12:50	7440-70-2	
Magnesium	**30.0**	mg/L	0.050	0.012	1	10/01/24 11:11	10/02/24 12:50	7439-95-4	
6020 MET ICPMS	Analytical Method: EPA 6020B Preparation Method: EPA 3005A								
	Pace Analytical Services - Peachtree Corners, GA								
Antimony	ND	mg/L	0.0030	0.00054	1	10/01/24 11:00	10/01/24 18:21	7440-36-0	
Arsenic	**0.0031J**	mg/L	0.0050	0.00084	1	10/01/24 11:00	10/01/24 18:21	7440-38-2	B
Barium	**0.087**	mg/L	0.0050	0.00047	1	10/01/24 11:00	10/01/24 18:21	7440-39-3	
Beryllium	ND	mg/L	0.00050	0.000094	1	10/01/24 11:00	10/01/24 18:21	7440-41-7	
Boron	**0.81**	mg/L	0.040	0.012	1	10/01/24 11:00	10/01/24 18:21	7440-42-8	
Cadmium	**0.00055**	mg/L	0.00050	0.00010	1	10/01/24 11:00	10/01/24 18:21	7440-43-9	
Chromium	ND	mg/L	0.0050	0.0019	1	10/01/24 11:00	10/01/24 18:21	7440-47-3	
Cobalt	**0.011**	mg/L	0.0050	0.00032	1	10/01/24 11:00	10/01/24 18:21	7440-48-4	
Lead	ND	mg/L	0.0010	0.00016	1	10/01/24 11:00	10/01/24 18:21	7439-92-1	
Lithium	**0.0044J**	mg/L	0.030	0.0016	1	10/01/24 11:00	10/01/24 18:21	7439-93-2	
Molybdenum	**0.088**	mg/L	0.010	0.00062	1	10/01/24 11:00	10/01/24 18:21	7439-98-7	
Selenium	ND	mg/L	0.0050	0.00096	1	10/01/24 11:00	10/01/24 18:21	7782-49-2	
Thallium	ND	mg/L	0.0010	0.00038	1	10/01/24 11:00	10/01/24 18:21	7440-28-0	
7470 Mercury	Analytical Method: EPA 7470A Preparation Method: EPA 7470A								
	Pace Analytical Services - Peachtree Corners, GA								
Mercury	ND	mg/L	0.00020	0.00013	1	10/01/24 16:00	10/02/24 10:56	7439-97-6	
2540C Total Dissolved Solids	Analytical Method: SM 2540C-2015								
	Pace Analytical Services - Peachtree Corners, GA								
Total Dissolved Solids	**573**	mg/L	25.0	25.0	1		10/01/24 16:02		
2320B Alkalinity	Analytical Method: SM 2320B								
	Pace Analytical Services - Minneapolis								
Alkalinity, Total as CaCO3	**90.2**	mg/L	5.0	1.9	1		10/07/24 10:03		

This report shall not be reproduced, except in full,
without the written consent of Pace Analytical Services, LLC.

Pace Analytical Services, LLC
9800 Kincey Ave. Suite 100
Huntersville, NC 28078
(704)875-9092

ANALYTICAL RESULTS

Project: Hammond AP-1_Week 1
Pace Project No.: 92756037

Sample: HAM-PT-12 **Lab ID: 92756037006** Collected: 09/25/24 16:50 Received: 09/26/24 11:40 Matrix: Water

Parameters	Results	Units	Report Limit	MDL	DF	Prepared	Analyzed	CAS No.	Qual
2320B Alkalinity	Analytical Method: SM 2320B Pace Analytical Services - Minneapolis								
Alkalinity,Bicarbonate (CaCO3)	**90.2**	mg/L	5.0	1.9	1		10/07/24 10:03		
Alkalinity,Carbonate (CaCO3)	ND	mg/L	5.0	1.9	1		10/07/24 10:03		

This report shall not be reproduced, except in full,
without the written consent of Pace Analytical Services, LLC.

Pace Analytical Services, LLC
9800 Kincey Ave. Suite 100
Huntersville, NC 28078
(704)875-9092

ANALYTICAL RESULTS

Project: Hammond AP-1_Week 1
Pace Project No.: 92756037

Sample: HAM-PT-13 **Lab ID: 92756037007** Collected: 09/24/24 12:25 Received: 09/26/24 11:40 Matrix: Water

Parameters	Results	Units	Report Limit	MDL	DF	Prepared	Analyzed	CAS No.	Qual
300.0 IC Anions WW 28 Day DU	Analytical Method: EPA 300.0								
	Pace Analytical Services - Duluth, MN								
Chloride	**16.9**	mg/L	1.0	0.34	1		10/16/24 13:35	16887-00-6	
Fluoride	**0.36**	mg/L	0.050	0.0057	1		10/16/24 13:35	16984-48-8	
Sulfate	**261**	mg/L	1.0	0.086	1		10/16/24 13:35	14808-79-8	
4500S2D Sulfide LL Water DU	Analytical Method: SM 4500-S2 D-2011								
	Pace Analytical Services - Duluth, MN								
Sulfide	ND	mg/L	0.10	0.011	1		10/11/24 18:03	18496-25-8	H3
6010D ATL ICP	Analytical Method: EPA 6010D Preparation Method: EPA 3010A								
	Pace Analytical Services - Peachtree Corners, GA								
Iron	**5.3**	mg/L	0.040	0.025	1	10/01/24 11:11	10/02/24 12:55	7439-89-6	
Manganese	**3.2**	mg/L	0.040	0.011	1	10/01/24 11:11	10/02/24 12:55	7439-96-5	
Potassium	**5.4**	mg/L	0.50	0.15	1	10/01/24 11:11	10/02/24 12:55	7440-09-7	
Sodium	**9.2**	mg/L	1.0	0.58	1	10/01/24 11:11	10/02/24 12:55	7440-23-5	
Calcium	**122**	mg/L	1.0	0.12	1	10/01/24 11:11	10/02/24 12:55	7440-70-2	
Magnesium	**16.1**	mg/L	0.050	0.012	1	10/01/24 11:11	10/02/24 12:55	7439-95-4	
6020 MET ICPMS	Analytical Method: EPA 6020B Preparation Method: EPA 3005A								
	Pace Analytical Services - Peachtree Corners, GA								
Antimony	ND	mg/L	0.0030	0.00054	1	10/01/24 11:00	10/01/24 18:25	7440-36-0	
Arsenic	**0.021**	mg/L	0.0050	0.00084	1	10/01/24 11:00	10/01/24 18:25	7440-38-2	
Barium	**0.050**	mg/L	0.0050	0.00047	1	10/01/24 11:00	10/01/24 18:25	7440-39-3	
Beryllium	ND	mg/L	0.00050	0.000094	1	10/01/24 11:00	10/01/24 18:25	7440-41-7	
Boron	**0.49**	mg/L	0.040	0.012	1	10/01/24 11:00	10/01/24 18:25	7440-42-8	
Cadmium	**0.00011J**	mg/L	0.00050	0.00010	1	10/01/24 11:00	10/01/24 18:25	7440-43-9	
Chromium	ND	mg/L	0.0050	0.0019	1	10/01/24 11:00	10/01/24 18:25	7440-47-3	
Cobalt	**0.022**	mg/L	0.0050	0.00032	1	10/01/24 11:00	10/01/24 18:25	7440-48-4	
Lead	**0.00057J**	mg/L	0.0010	0.00016	1	10/01/24 11:00	10/01/24 18:25	7439-92-1	
Lithium	**0.052**	mg/L	0.030	0.0016	1	10/01/24 11:00	10/01/24 18:25	7439-93-2	
Molybdenum	**0.0031J**	mg/L	0.010	0.00062	1	10/01/24 11:00	10/01/24 18:25	7439-98-7	
Selenium	**0.0013J**	mg/L	0.0050	0.00096	1	10/01/24 11:00	10/01/24 18:25	7782-49-2	
Thallium	ND	mg/L	0.0010	0.00038	1	10/01/24 11:00	10/01/24 18:25	7440-28-0	
7470 Mercury	Analytical Method: EPA 7470A Preparation Method: EPA 7470A								
	Pace Analytical Services - Peachtree Corners, GA								
Mercury	ND	mg/L	0.00020	0.00013	1	10/01/24 16:00	10/02/24 10:58	7439-97-6	
2540C Total Dissolved Solids	Analytical Method: SM 2540C-2015								
	Pace Analytical Services - Peachtree Corners, GA								
Total Dissolved Solids	**518**	mg/L	25.0	25.0	1		10/01/24 15:59		
2320B Alkalinity	Analytical Method: SM 2320B								
	Pace Analytical Services - Minneapolis								
Alkalinity, Total as CaCO3	**105**	mg/L	5.0	1.9	1		10/07/24 10:08		

This report shall not be reproduced, except in full,
without the written consent of Pace Analytical Services, LLC.

Pace Analytical Services, LLC
9800 Kincey Ave. Suite 100
Huntersville, NC 28078
(704)875-9092

ANALYTICAL RESULTS

Project: Hammond AP-1_Week 1
Pace Project No.: 92756037

Sample: HAM-PT-13 **Lab ID: 92756037007** Collected: 09/24/24 12:25 Received: 09/26/24 11:40 Matrix: Water

Parameters	Results	Units	Report Limit	MDL	DF	Prepared	Analyzed	CAS No.	Qual
2320B Alkalinity	Analytical Method: SM 2320B Pace Analytical Services - Minneapolis								
Alkalinity,Bicarbonate (CaCO3)	**105**	mg/L	5.0	1.9	1		10/07/24 10:08		
Alkalinity,Carbonate (CaCO3)	ND	mg/L	5.0	1.9	1		10/07/24 10:08		

This report shall not be reproduced, except in full,
without the written consent of Pace Analytical Services, LLC.

Pace Analytical Services, LLC
9800 Kincey Ave. Suite 100
Huntersville, NC 28078
(704)875-9092

ANALYTICAL RESULTS

Project: Hammond AP-1_Week 1
Pace Project No.: 92756037

Sample: HAM-PT-14 **Lab ID: 92756037008** Collected: 09/24/24 14:40 Received: 09/26/24 11:40 Matrix: Water

Parameters	Results	Units	Report Limit	MDL	DF	Prepared	Analyzed	CAS No.	Qual
300.0 IC Anions WW 28 Day DU	Analytical Method: EPA 300.0								
	Pace Analytical Services - Duluth, MN								
Chloride	**19.6**	mg/L	1.0	0.34	1		10/16/24 13:50	16887-00-6	
Fluoride	**0.28**	mg/L	0.050	0.0057	1		10/16/24 13:50	16984-48-8	
Sulfate	**259**	mg/L	1.0	0.086	1		10/16/24 13:50	14808-79-8	
4500S2D Sulfide LL Water DU	Analytical Method: SM 4500-S2 D-2011								
	Pace Analytical Services - Duluth, MN								
Sulfide	ND	mg/L	0.10	0.011	1		10/11/24 18:04	18496-25-8	H3
6010D ATL ICP	Analytical Method: EPA 6010D Preparation Method: EPA 3010A								
	Pace Analytical Services - Peachtree Corners, GA								
Iron	**9.9**	mg/L	0.040	0.025	1	10/01/24 11:11	10/02/24 13:00	7439-89-6	
Manganese	**3.4**	mg/L	0.040	0.011	1	10/01/24 11:11	10/02/24 13:00	7439-96-5	
Potassium	**5.8**	mg/L	0.50	0.15	1	10/01/24 11:11	10/02/24 13:00	7440-09-7	
Sodium	**10.3**	mg/L	1.0	0.58	1	10/01/24 11:11	10/02/24 13:00	7440-23-5	
Calcium	**135**	mg/L	1.0	0.12	1	10/01/24 11:11	10/02/24 13:00	7440-70-2	
Magnesium	**19.5**	mg/L	0.050	0.012	1	10/01/24 11:11	10/02/24 13:00	7439-95-4	
6020 MET ICPMS	Analytical Method: EPA 6020B Preparation Method: EPA 3005A								
	Pace Analytical Services - Peachtree Corners, GA								
Antimony	ND	mg/L	0.0030	0.00054	1	10/01/24 11:00	10/01/24 18:29	7440-36-0	
Arsenic	**0.058**	mg/L	0.0050	0.00084	1	10/01/24 11:00	10/01/24 18:29	7440-38-2	
Barium	**0.050**	mg/L	0.0050	0.00047	1	10/01/24 11:00	10/01/24 18:29	7440-39-3	
Beryllium	ND	mg/L	0.00050	0.000094	1	10/01/24 11:00	10/01/24 18:29	7440-41-7	
Boron	**0.59**	mg/L	0.040	0.012	1	10/01/24 11:00	10/01/24 18:29	7440-42-8	
Cadmium	ND	mg/L	0.00050	0.00010	1	10/01/24 11:00	10/01/24 18:29	7440-43-9	
Chromium	ND	mg/L	0.0050	0.0019	1	10/01/24 11:00	10/01/24 18:29	7440-47-3	
Cobalt	**0.022**	mg/L	0.0050	0.00032	1	10/01/24 11:00	10/01/24 18:29	7440-48-4	
Lead	**0.00038J**	mg/L	0.0010	0.00016	1	10/01/24 11:00	10/01/24 18:29	7439-92-1	
Lithium	**0.049**	mg/L	0.030	0.0016	1	10/01/24 11:00	10/01/24 18:29	7439-93-2	
Molybdenum	**0.010**	mg/L	0.010	0.00062	1	10/01/24 11:00	10/01/24 18:29	7439-98-7	
Selenium	ND	mg/L	0.0050	0.00096	1	10/01/24 11:00	10/01/24 18:29	7782-49-2	
Thallium	ND	mg/L	0.0010	0.00038	1	10/01/24 11:00	10/01/24 18:29	7440-28-0	
7470 Mercury	Analytical Method: EPA 7470A Preparation Method: EPA 7470A								
	Pace Analytical Services - Peachtree Corners, GA								
Mercury	ND	mg/L	0.00020	0.00013	1	10/01/24 16:00	10/02/24 11:01	7439-97-6	
2540C Total Dissolved Solids	Analytical Method: SM 2540C-2015								
	Pace Analytical Services - Peachtree Corners, GA								
Total Dissolved Solids	**588**	mg/L	25.0	25.0	1		10/01/24 15:59		
2320B Alkalinity	Analytical Method: SM 2320B								
	Pace Analytical Services - Minneapolis								
Alkalinity, Total as CaCO3	**142**	mg/L	5.0	1.9	1		10/07/24 10:12		

REPORT OF LABORATORY ANALYSIS

This report shall not be reproduced, except in full,
without the written consent of Pace Analytical Services, LLC.

Pace Analytical Services, LLC
9800 Kincey Ave. Suite 100
Huntersville, NC 28078
(704)875-9092

ANALYTICAL RESULTS

Project: Hammond AP-1_Week 1
Pace Project No.: 92756037

Sample: HAM-PT-14 **Lab ID: 92756037008** Collected: 09/24/24 14:40 Received: 09/26/24 11:40 Matrix: Water

Parameters	Results	Units	Report Limit	MDL	DF	Prepared	Analyzed	CAS No.	Qual
2320B Alkalinity	Analytical Method: SM 2320B Pace Analytical Services - Minneapolis								
Alkalinity,Bicarbonate (CaCO3)	**142**	mg/L	5.0	1.9	1		10/07/24 10:12		
Alkalinity,Carbonate (CaCO3)	ND	mg/L	5.0	1.9	1		10/07/24 10:12		

This report shall not be reproduced, except in full,
without the written consent of Pace Analytical Services, LLC.

Pace Analytical Services, LLC
9800 Kincey Ave. Suite 100
Huntersville, NC 28078
(704)875-9092

ANALYTICAL RESULTS

Project: Hammond AP-1_Week 1
Pace Project No.: 92756037

Sample: HAM-PT-15 **Lab ID: 92756037009** Collected: 09/24/24 11:03 Received: 09/26/24 11:40 Matrix: Water

Parameters	Results	Units	Report Limit	MDL	DF	Prepared	Analyzed	CAS No.	Qual
300.0 IC Anions WW 28 Day DU	Analytical Method: EPA 300.0								
	Pace Analytical Services - Duluth, MN								
Chloride	**14.5**	mg/L	1.0	0.34	1		10/16/24 14:05	16887-00-6	
Fluoride	**0.31**	mg/L	0.050	0.0057	1		10/16/24 14:05	16984-48-8	
Sulfate	**242**	mg/L	1.0	0.086	1		10/16/24 14:05	14808-79-8	
4500S2D Sulfide LL Water DU	Analytical Method: SM 4500-S2 D-2011								
	Pace Analytical Services - Duluth, MN								
Sulfide	ND	mg/L	0.10	0.011	1		10/11/24 18:03	18496-25-8	H3
6010D ATL ICP	Analytical Method: EPA 6010D Preparation Method: EPA 3010A								
	Pace Analytical Services - Peachtree Corners, GA								
Iron	**0.15**	mg/L	0.040	0.025	1	10/01/24 11:11	10/02/24 13:05	7439-89-6	
Manganese	**2.3**	mg/L	0.040	0.011	1	10/01/24 11:11	10/02/24 13:05	7439-96-5	
Potassium	**5.1**	mg/L	0.50	0.15	1	10/01/24 11:11	10/02/24 13:05	7440-09-7	
Sodium	**7.7**	mg/L	1.0	0.58	1	10/01/24 11:11	10/02/24 13:05	7440-23-5	
Calcium	**118**	mg/L	1.0	0.12	1	10/01/24 11:11	10/02/24 13:05	7440-70-2	
Magnesium	**12.3**	mg/L	0.050	0.012	1	10/01/24 11:11	10/02/24 13:05	7439-95-4	
6020 MET ICPMS	Analytical Method: EPA 6020B Preparation Method: EPA 3005A								
	Pace Analytical Services - Peachtree Corners, GA								
Antimony	**0.00065J**	mg/L	0.0030	0.00054	1	10/01/24 11:00	10/01/24 18:32	7440-36-0	
Arsenic	**0.0097**	mg/L	0.0050	0.00084	1	10/01/24 11:00	10/01/24 18:32	7440-38-2	B
Barium	**0.049**	mg/L	0.0050	0.00047	1	10/01/24 11:00	10/01/24 18:32	7440-39-3	
Beryllium	ND	mg/L	0.00050	0.000094	1	10/01/24 11:00	10/01/24 18:32	7440-41-7	
Boron	**0.64**	mg/L	0.040	0.012	1	10/01/24 11:00	10/01/24 18:32	7440-42-8	
Cadmium	**0.00029J**	mg/L	0.00050	0.00010	1	10/01/24 11:00	10/01/24 18:32	7440-43-9	
Chromium	ND	mg/L	0.0050	0.0019	1	10/01/24 11:00	10/01/24 18:32	7440-47-3	
Cobalt	**0.012**	mg/L	0.0050	0.00032	1	10/01/24 11:00	10/01/24 18:32	7440-48-4	
Lead	ND	mg/L	0.0010	0.00016	1	10/01/24 11:00	10/01/24 18:32	7439-92-1	
Lithium	**0.040**	mg/L	0.030	0.0016	1	10/01/24 11:00	10/01/24 18:32	7439-93-2	
Molybdenum	**0.010**	mg/L	0.010	0.00062	1	10/01/24 11:00	10/01/24 18:32	7439-98-7	
Selenium	**0.0038J**	mg/L	0.0050	0.00096	1	10/01/24 11:00	10/01/24 18:32	7782-49-2	
Thallium	**0.00044J**	mg/L	0.0010	0.00038	1	10/01/24 11:00	10/01/24 18:32	7440-28-0	
7470 Mercury	Analytical Method: EPA 7470A Preparation Method: EPA 7470A								
	Pace Analytical Services - Peachtree Corners, GA								
Mercury	ND	mg/L	0.00020	0.00013	1	10/01/24 16:00	10/02/24 11:03	7439-97-6	
2540C Total Dissolved Solids	Analytical Method: SM 2540C-2015								
	Pace Analytical Services - Peachtree Corners, GA								
Total Dissolved Solids	**473**	mg/L	25.0	25.0	1		10/01/24 16:00		
2320B Alkalinity	Analytical Method: SM 2320B								
	Pace Analytical Services - Minneapolis								
Alkalinity, Total as CaCO3	**81.7**	mg/L	5.0	1.9	1		10/07/24 10:17		

REPORT OF LABORATORY ANALYSIS

This report shall not be reproduced, except in full,
without the written consent of Pace Analytical Services, LLC.

Pace Analytical Services, LLC
9800 Kincey Ave. Suite 100
Huntersville, NC 28078
(704)875-9092

ANALYTICAL RESULTS

Project: Hammond AP-1_Week 1
Pace Project No.: 92756037

Sample: HAM-PT-15 **Lab ID: 92756037009** Collected: 09/24/24 11:03 Received: 09/26/24 11:40 Matrix: Water

Parameters	Results	Units	Report Limit	MDL	DF	Prepared	Analyzed	CAS No.	Qual
2320B Alkalinity	Analytical Method: SM 2320B Pace Analytical Services - Minneapolis								
Alkalinity,Bicarbonate (CaCO3)	**81.7**	mg/L	5.0	1.9	1		10/07/24 10:17		
Alkalinity,Carbonate (CaCO3)	ND	mg/L	5.0	1.9	1		10/07/24 10:17		

This report shall not be reproduced, except in full,
without the written consent of Pace Analytical Services, LLC.

Pace Analytical Services, LLC
9800 Kincey Ave. Suite 100
Huntersville, NC 28078
(704)875-9092

ANALYTICAL RESULTS

Project: Hammond AP-1_Week 1
Pace Project No.: 92756037

Sample: HAM-AP1-FD-01 **Lab ID: 92756037010** Collected: 09/24/24 00:00 Received: 09/26/24 11:40 Matrix: Water

Parameters	Results	Units	Report Limit	MDL	DF	Prepared	Analyzed	CAS No.	Qual
300.0 IC Anions WW 28 Day DU	Analytical Method: EPA 300.0								
	Pace Analytical Services - Duluth, MN								
Chloride	**17.5**	mg/L	1.0	0.34	1		10/16/24 14:20	16887-00-6	
Fluoride	**0.25**	mg/L	0.050	0.0057	1		10/16/24 14:20	16984-48-8	
Sulfate	**244**	mg/L	1.0	0.086	1		10/16/24 14:20	14808-79-8	
4500S2D Sulfide LL Water DU	Analytical Method: SM 4500-S2 D-2011								
	Pace Analytical Services - Duluth, MN								
Sulfide	ND	mg/L	0.10	0.011	1		10/11/24 18:02	18496-25-8	H3
6010D ATL ICP	Analytical Method: EPA 6010D Preparation Method: EPA 3010A								
	Pace Analytical Services - Peachtree Corners, GA								
Iron	**1.1**	mg/L	0.040	0.025	1	10/01/24 11:11	10/02/24 13:14	7439-89-6	
Manganese	**2.6**	mg/L	0.040	0.011	1	10/01/24 11:11	10/02/24 13:14	7439-96-5	
Potassium	**5.3**	mg/L	0.50	0.15	1	10/01/24 11:11	10/02/24 13:14	7440-09-7	
Sodium	**9.0**	mg/L	1.0	0.58	1	10/01/24 11:11	10/02/24 13:14	7440-23-5	
Calcium	**120**	mg/L	1.0	0.12	1	10/01/24 11:11	10/02/24 13:14	7440-70-2	
Magnesium	**14.7**	mg/L	0.050	0.012	1	10/01/24 11:11	10/02/24 13:14	7439-95-4	
6020 MET ICPMS	Analytical Method: EPA 6020B Preparation Method: EPA 3005A								
	Pace Analytical Services - Peachtree Corners, GA								
Antimony	ND	mg/L	0.0030	0.00054	1	10/01/24 11:00	10/01/24 18:40	7440-36-0	
Arsenic	**0.021**	mg/L	0.0050	0.00084	1	10/01/24 11:00	10/01/24 18:40	7440-38-2	
Barium	**0.052**	mg/L	0.0050	0.00047	1	10/01/24 11:00	10/01/24 18:40	7440-39-3	
Beryllium	ND	mg/L	0.00050	0.000094	1	10/01/24 11:00	10/01/24 18:40	7440-41-7	
Boron	**0.61**	mg/L	0.040	0.012	1	10/01/24 11:00	10/01/24 18:40	7440-42-8	
Cadmium	**0.00015J**	mg/L	0.00050	0.00010	1	10/01/24 11:00	10/01/24 18:40	7440-43-9	
Chromium	ND	mg/L	0.0050	0.0019	1	10/01/24 11:00	10/01/24 18:40	7440-47-3	
Cobalt	**0.023**	mg/L	0.0050	0.00032	1	10/01/24 11:00	10/01/24 18:40	7440-48-4	
Lead	ND	mg/L	0.0010	0.00016	1	10/01/24 11:00	10/01/24 18:40	7439-92-1	
Lithium	**0.035**	mg/L	0.030	0.0016	1	10/01/24 11:00	10/01/24 18:40	7439-93-2	
Molybdenum	**0.0099J**	mg/L	0.010	0.00062	1	10/01/24 11:00	10/01/24 18:40	7439-98-7	
Selenium	**0.0014J**	mg/L	0.0050	0.00096	1	10/01/24 11:00	10/01/24 18:40	7782-49-2	
Thallium	**0.00041J**	mg/L	0.0010	0.00038	1	10/01/24 11:00	10/01/24 18:40	7440-28-0	
7470 Mercury	Analytical Method: EPA 7470A Preparation Method: EPA 7470A								
	Pace Analytical Services - Peachtree Corners, GA								
Mercury	ND	mg/L	0.00020	0.00013	1	10/01/24 16:00	10/02/24 11:06	7439-97-6	
2540C Total Dissolved Solids	Analytical Method: SM 2540C-2015								
	Pace Analytical Services - Peachtree Corners, GA								
Total Dissolved Solids	**520**	mg/L	25.0	25.0	1		10/01/24 16:00		
2320B Alkalinity	Analytical Method: SM 2320B								
	Pace Analytical Services - Minneapolis								
Alkalinity, Total as CaCO3	**91.8**	mg/L	5.0	1.9	1		10/07/24 10:21		

This report shall not be reproduced, except in full,
without the written consent of Pace Analytical Services, LLC.

Pace Analytical Services, LLC
9800 Kincey Ave. Suite 100
Huntersville, NC 28078
(704)875-9092

ANALYTICAL RESULTS

Project: Hammond AP-1_Week 1
Pace Project No.: 92756037

Sample: HAM-AP1-FD-01 **Lab ID: 92756037010** Collected: 09/24/24 00:00 Received: 09/26/24 11:40 Matrix: Water

Parameters	Results	Units	Report Limit	MDL	DF	Prepared	Analyzed	CAS No.	Qual
2320B Alkalinity	Analytical Method: SM 2320B Pace Analytical Services - Minneapolis								
Alkalinity,Bicarbonate (CaCO3)	**91.8**	mg/L	5.0	1.9	1		10/07/24 10:21		
Alkalinity,Carbonate (CaCO3)	ND	mg/L	5.0	1.9	1		10/07/24 10:21		

This report shall not be reproduced, except in full,
without the written consent of Pace Analytical Services, LLC.

Pace Analytical Services, LLC
9800 Kincey Ave. Suite 100
Huntersville, NC 28078
(704)875-9092

ANALYTICAL RESULTS

Project: Hammond AP-1_Week 1
Pace Project No.: 92756037

Sample: HAM-AP1-FB-01 **Lab ID: 92756037011** Collected: 09/25/24 17:40 Received: 09/26/24 11:40 Matrix: Water

Parameters	Results	Units	Report Limit	MDL	DF	Prepared	Analyzed	CAS No.	Qual
300.0 IC Anions WW 28 Day DU	Analytical Method: EPA 300.0								
	Pace Analytical Services - Duluth, MN								
Chloride	ND	mg/L	1.0	0.34	1		10/16/24 14:35	16887-00-6	
Fluoride	ND	mg/L	0.050	0.0057	1		10/16/24 14:35	16984-48-8	
Sulfate	ND	mg/L	1.0	0.086	1		10/16/24 14:35	14808-79-8	
4500S2D Sulfide LL Water DU	Analytical Method: SM 4500-S2 D-2011								
	Pace Analytical Services - Duluth, MN								
Sulfide	ND	mg/L	0.10	0.011	1		10/11/24 18:05	18496-25-8	H3
6010D ATL ICP	Analytical Method: EPA 6010D Preparation Method: EPA 3010A								
	Pace Analytical Services - Peachtree Corners, GA								
Iron	ND	mg/L	0.040	0.025	1	10/01/24 11:11	10/02/24 13:19	7439-89-6	
Manganese	ND	mg/L	0.040	0.011	1	10/01/24 11:11	10/02/24 13:19	7439-96-5	
Potassium	ND	mg/L	0.50	0.15	1	10/01/24 11:11	10/02/24 13:19	7440-09-7	
Sodium	ND	mg/L	1.0	0.58	1	10/01/24 11:11	10/02/24 13:19	7440-23-5	
Calcium	ND	mg/L	1.0	0.12	1	10/01/24 11:11	10/02/24 13:19	7440-70-2	
Magnesium	ND	mg/L	0.050	0.012	1	10/01/24 11:11	10/02/24 13:19	7439-95-4	
6020 MET ICPMS	Analytical Method: EPA 6020B Preparation Method: EPA 3005A								
	Pace Analytical Services - Peachtree Corners, GA								
Antimony	ND	mg/L	0.0030	0.00054	1	10/01/24 11:00	10/01/24 18:43	7440-36-0	
Arsenic	**0.0014J**	mg/L	0.0050	0.00084	1	10/01/24 11:00	10/01/24 18:43	7440-38-2	B
Barium	ND	mg/L	0.0050	0.00047	1	10/01/24 11:00	10/01/24 18:43	7440-39-3	
Beryllium	ND	mg/L	0.00050	0.000094	1	10/01/24 11:00	10/01/24 18:43	7440-41-7	
Boron	ND	mg/L	0.040	0.012	1	10/01/24 11:00	10/01/24 18:43	7440-42-8	
Cadmium	ND	mg/L	0.00050	0.00010	1	10/01/24 11:00	10/01/24 18:43	7440-43-9	
Chromium	ND	mg/L	0.0050	0.0019	1	10/01/24 11:00	10/01/24 18:43	7440-47-3	
Cobalt	ND	mg/L	0.0050	0.00032	1	10/01/24 11:00	10/01/24 18:43	7440-48-4	
Lead	ND	mg/L	0.0010	0.00016	1	10/01/24 11:00	10/01/24 18:43	7439-92-1	
Lithium	ND	mg/L	0.030	0.0016	1	10/01/24 11:00	10/01/24 18:43	7439-93-2	
Molybdenum	ND	mg/L	0.010	0.00062	1	10/01/24 11:00	10/01/24 18:43	7439-98-7	
Selenium	ND	mg/L	0.0050	0.00096	1	10/01/24 11:00	10/01/24 18:43	7782-49-2	
Thallium	ND	mg/L	0.0010	0.00038	1	10/01/24 11:00	10/01/24 18:43	7440-28-0	
7470 Mercury	Analytical Method: EPA 7470A Preparation Method: EPA 7470A								
	Pace Analytical Services - Peachtree Corners, GA								
Mercury	ND	mg/L	0.00020	0.00013	1	10/01/24 16:00	10/02/24 11:09	7439-97-6	
2540C Total Dissolved Solids	Analytical Method: SM 2540C-2015								
	Pace Analytical Services - Peachtree Corners, GA								
Total Dissolved Solids	ND	mg/L	25.0	25.0	1		10/01/24 16:02		
2320B Alkalinity	Analytical Method: SM 2320B								
	Pace Analytical Services - Minneapolis								
Alkalinity, Total as CaCO3	ND	mg/L	5.0	1.9	1		10/07/24 10:26		

This report shall not be reproduced, except in full,
without the written consent of Pace Analytical Services, LLC.

Pace Analytical Services, LLC
9800 Kincey Ave. Suite 100
Huntersville, NC 28078
(704)875-9092

ANALYTICAL RESULTS

Project: Hammond AP-1_Week 1
Pace Project No.: 92756037

Sample: HAM-AP1-FB-01 **Lab ID: 92756037011** Collected: 09/25/24 17:40 Received: 09/26/24 11:40 Matrix: Water

Parameters	Results	Units	Report Limit	MDL	DF	Prepared	Analyzed	CAS No.	Qual
2320B Alkalinity	Analytical Method: SM 2320B Pace Analytical Services - Minneapolis								
Alkalinity,Bicarbonate (CaCO3)	ND	mg/L	5.0	1.9	1		10/07/24 10:26		
Alkalinity,Carbonate (CaCO3)	ND	mg/L	5.0	1.9	1		10/07/24 10:26		

This report shall not be reproduced, except in full,
without the written consent of Pace Analytical Services, LLC.

Pace Analytical Services, LLC
9800 Kincey Ave. Suite 100
Huntersville, NC 28078
(704)875-9092

ANALYTICAL RESULTS

Project: Hammond AP-1_Week 1
Pace Project No.: 92756037

Sample: HAM-AP1-EB-01 **Lab ID: 92756037012** Collected: 09/25/24 17:45 Received: 09/26/24 11:40 Matrix: Water

Parameters	Results	Units	Report Limit	MDL	DF	Prepared	Analyzed	CAS No.	Qual
300.0 IC Anions WW 28 Day DU	Analytical Method: EPA 300.0								
	Pace Analytical Services - Duluth, MN								
Chloride	ND	mg/L	1.0	0.34	1		10/16/24 14:50	16887-00-6	
Fluoride	ND	mg/L	0.050	0.0057	1		10/16/24 14:50	16984-48-8	
Sulfate	ND	mg/L	1.0	0.086	1		10/16/24 14:50	14808-79-8	
4500S2D Sulfide LL Water DU	Analytical Method: SM 4500-S2 D-2011								
	Pace Analytical Services - Duluth, MN								
Sulfide	ND	mg/L	0.10	0.011	1		10/11/24 18:05	18496-25-8	H3
6010D ATL ICP	Analytical Method: EPA 6010D Preparation Method: EPA 3010A								
	Pace Analytical Services - Peachtree Corners, GA								
Iron	ND	mg/L	0.040	0.025	1	10/01/24 11:11	10/02/24 13:24	7439-89-6	
Manganese	ND	mg/L	0.040	0.011	1	10/01/24 11:11	10/02/24 13:24	7439-96-5	
Potassium	ND	mg/L	0.50	0.15	1	10/01/24 11:11	10/02/24 13:24	7440-09-7	
Sodium	**0.62J**	mg/L	1.0	0.58	1	10/01/24 11:11	10/02/24 13:24	7440-23-5	
Calcium	**0.44J**	mg/L	1.0	0.12	1	10/01/24 11:11	10/02/24 13:24	7440-70-2	
Magnesium	**0.097**	mg/L	0.050	0.012	1	10/01/24 11:11	10/02/24 13:24	7439-95-4	
6020 MET ICPMS	Analytical Method: EPA 6020B Preparation Method: EPA 3005A								
	Pace Analytical Services - Peachtree Corners, GA								
Antimony	ND	mg/L	0.0030	0.00054	1	10/01/24 11:00	10/01/24 18:47	7440-36-0	
Arsenic	**0.00093J**	mg/L	0.0050	0.00084	1	10/01/24 11:00	10/01/24 18:47	7440-38-2	B
Barium	**0.0021J**	mg/L	0.0050	0.00047	1	10/01/24 11:00	10/01/24 18:47	7440-39-3	
Beryllium	ND	mg/L	0.00050	0.000094	1	10/01/24 11:00	10/01/24 18:47	7440-41-7	
Boron	ND	mg/L	0.040	0.012	1	10/01/24 11:00	10/01/24 18:47	7440-42-8	
Cadmium	ND	mg/L	0.00050	0.00010	1	10/01/24 11:00	10/01/24 18:47	7440-43-9	
Chromium	ND	mg/L	0.0050	0.0019	1	10/01/24 11:00	10/01/24 18:47	7440-47-3	
Cobalt	ND	mg/L	0.0050	0.00032	1	10/01/24 11:00	10/01/24 18:47	7440-48-4	
Lead	ND	mg/L	0.0010	0.00016	1	10/01/24 11:00	10/01/24 18:47	7439-92-1	
Lithium	ND	mg/L	0.030	0.0016	1	10/01/24 11:00	10/01/24 18:47	7439-93-2	
Molybdenum	ND	mg/L	0.010	0.00062	1	10/01/24 11:00	10/01/24 18:47	7439-98-7	
Selenium	ND	mg/L	0.0050	0.00096	1	10/01/24 11:00	10/01/24 18:47	7782-49-2	
Thallium	ND	mg/L	0.0010	0.00038	1	10/01/24 11:00	10/01/24 18:47	7440-28-0	
7470 Mercury	Analytical Method: EPA 7470A Preparation Method: EPA 7470A								
	Pace Analytical Services - Peachtree Corners, GA								
Mercury	ND	mg/L	0.00020	0.00013	1	10/01/24 16:00	10/02/24 11:11	7439-97-6	
2540C Total Dissolved Solids	Analytical Method: SM 2540C-2015								
	Pace Analytical Services - Peachtree Corners, GA								
Total Dissolved Solids	ND	mg/L	25.0	25.0	1		10/01/24 16:03		
2320B Alkalinity	Analytical Method: SM 2320B								
	Pace Analytical Services - Minneapolis								
Alkalinity, Total as CaCO3	**5.8**	mg/L	5.0	1.9	1		10/07/24 10:29		

REPORT OF LABORATORY ANALYSIS

This report shall not be reproduced, except in full,
without the written consent of Pace Analytical Services, LLC.

Pace Analytical Services, LLC
9800 Kincey Ave. Suite 100
Huntersville, NC 28078
(704)875-9092

ANALYTICAL RESULTS

Project: Hammond AP-1_Week 1
Pace Project No.: 92756037

Sample: HAM-AP1-EB-01 **Lab ID: 92756037012** Collected: 09/25/24 17:45 Received: 09/26/24 11:40 Matrix: Water

Parameters	Results	Units	Report Limit	MDL	DF	Prepared	Analyzed	CAS No.	Qual
2320B Alkalinity	Analytical Method: SM 2320B Pace Analytical Services - Minneapolis								
Alkalinity,Bicarbonate (CaCO3)	**5.8**	mg/L	5.0	1.9	1		10/07/24 10:29		
Alkalinity,Carbonate (CaCO3)	ND	mg/L	5.0	1.9	1		10/07/24 10:29		

This report shall not be reproduced, except in full,
without the written consent of Pace Analytical Services, LLC.

Pace Analytical Services, LLC
9800 Kincey Ave. Suite 100
Huntersville, NC 28078
(704)875-9092

QUALITY CONTROL DATA

Project: Hammond AP-1_Week 1
Pace Project No.: 92756037

QC Batch: 973742
QC Batch Method: EPA 300.0
Analysis Method: EPA 300.0
Analysis Description: 300.0 IC Anions WW 28 Day DU
Laboratory: Pace Analytical Services - Duluth, MN
Associated Lab Samples: 92756037001, 92756037002, 92756037003, 92756037004, 92756037005, 92756037006, 92756037007, 92756037008, 92756037009, 92756037010, 92756037011, 92756037012

METHOD BLANK: 5089258
Matrix: Water
Associated Lab Samples: 92756037001, 92756037002, 92756037003, 92756037004, 92756037005, 92756037006, 92756037007, 92756037008, 92756037009, 92756037010, 92756037011, 92756037012

Parameter	Units	Blank Result	Reporting Limit	MDL	Analyzed	Qualifiers
Chloride	mg/L	ND	1.0	0.34	10/16/24 10:05	
Fluoride	mg/L	ND	0.050	0.0057	10/16/24 10:05	
Sulfate	mg/L	ND	1.0	0.086	10/16/24 10:05	

LABORATORY CONTROL SAMPLE: 5089259

Parameter	Units	Spike Conc.	LCS Result	LCS % Rec	% Rec Limits	Qualifiers
Chloride	mg/L	100	98.8	99	90-110	
Fluoride	mg/L	5	5.2	103	90-110	
Sulfate	mg/L	100	99.1	99	90-110	

MATRIX SPIKE & MATRIX SPIKE DUPLICATE: 5089260 5089261

Parameter	Units	92756037001 Result	MS Spike Conc.	MSD Spike Conc.	MS Result	MSD Result	MS % Rec	MSD % Rec	% Rec Limits	RPD	Max RPD	Qual
Chloride	mg/L	17.5	100	100	119	120	102	103	90-110	1	20	
Fluoride	mg/L	0.26	5	5	5.6	5.6	107	107	90-110	0	20	
Sulfate	mg/L	249	100	100	341	342	92	93	90-110	0	20	

MATRIX SPIKE & MATRIX SPIKE DUPLICATE: 5089262 5089263

Parameter	Units	92756037002 Result	MS Spike Conc.	MSD Spike Conc.	MS Result	MSD Result	MS % Rec	MSD % Rec	% Rec Limits	RPD	Max RPD	Qual
Chloride	mg/L	17.1	100	100	119	119	102	102	90-110	0	20	
Fluoride	mg/L	0.25	5	5	5.6	5.6	106	107	90-110	0	20	
Sulfate	mg/L	239	100	100	331	332	92	93	90-110	0	20	

Results presented on this page are in the units indicated by the "Units" column except where an alternate unit is presented to the right of the result.

This report shall not be reproduced, except in full,
without the written consent of Pace Analytical Services, LLC.

Pace Analytical Services, LLC
9800 Kincey Ave. Suite 100
Huntersville, NC 28078
(704)875-9092

QUALITY CONTROL DATA

Project: Hammond AP-1_Week 1
Pace Project No.: 92756037

QC Batch: 973160
QC Batch Method: SM 4500-S2 D-2011
Analysis Method: SM 4500-S2 D-2011
Analysis Description: 4500S2D Sulfide LL Water DU
Laboratory: Pace Analytical Services - Duluth, MN
Associated Lab Samples: 92756037001, 92756037002, 92756037003, 92756037004, 92756037005, 92756037006, 92756037007, 92756037008, 92756037009, 92756037010, 92756037011, 92756037012

METHOD BLANK: 5086234
Matrix: Water
Associated Lab Samples: 92756037001, 92756037002, 92756037003, 92756037004, 92756037005, 92756037006, 92756037007, 92756037008, 92756037009, 92756037010, 92756037011, 92756037012

Parameter	Units	Blank Result	Reporting Limit	MDL	Analyzed	Qualifiers
Sulfide	mg/L	ND	0.10	0.011	10/11/24 18:01	

LABORATORY CONTROL SAMPLE: 5086235

Parameter	Units	Spike Conc.	LCS Result	LCS % Rec	% Rec Limits	Qualifiers
Sulfide	mg/L	0.19	0.20	106	90-110	

MATRIX SPIKE & MATRIX SPIKE DUPLICATE: 5086236 5086237

Parameter	Units	92756037010 Result	MS Spike Conc.	MSD Spike Conc.	MS Result	MSD Result	MS % Rec	MSD % Rec	% Rec Limits	RPD	Max RPD	Qual
Sulfide	mg/L	ND	0.2	0.2	0.21	0.21	104	107	90-110	3	10	H3

MATRIX SPIKE & MATRIX SPIKE DUPLICATE: 5086238 5086239

Parameter	Units	10710729001 Result	MS Spike Conc.	MSD Spike Conc.	MS Result	MSD Result	MS % Rec	MSD % Rec	% Rec Limits	RPD	Max RPD	Qual
Sulfide	mg/L	ND	0.2	0.2	0.24	0.24	106	108	90-110	2	10	

Results presented on this page are in the units indicated by the "Units" column except where an alternate unit is presented to the right of the result.

REPORT OF LABORATORY ANALYSIS

This report shall not be reproduced, except in full,
without the written consent of Pace Analytical Services, LLC.

Pace Analytical Services, LLC
9800 Kincey Ave. Suite 100
Huntersville, NC 28078
(704)875-9092

QUALITY CONTROL DATA

Project: Hammond AP-1_Week 1
Pace Project No.: 92756037

QC Batch: 886167
QC Batch Method: EPA 3010A
Analysis Method: EPA 6010D
Analysis Description: 6010D ATL
Laboratory: Pace Analytical Services - Peachtree Corners, GA
Associated Lab Samples: 92756037001, 92756037002, 92756037003, 92756037004, 92756037005, 92756037006, 92756037007, 92756037008, 92756037009, 92756037010, 92756037011, 92756037012

METHOD BLANK: 4563116
Matrix: Water
Associated Lab Samples: 92756037001, 92756037002, 92756037003, 92756037004, 92756037005, 92756037006, 92756037007, 92756037008, 92756037009, 92756037010, 92756037011, 92756037012

Parameter	Units	Blank Result	Reporting Limit	MDL	Analyzed	Qualifiers
Calcium	mg/L	ND	1.0	0.12	10/02/24 11:48	
Iron	mg/L	ND	0.040	0.025	10/02/24 11:48	
Magnesium	mg/L	ND	0.050	0.012	10/02/24 11:48	
Manganese	mg/L	ND	0.040	0.011	10/02/24 11:48	
Potassium	mg/L	ND	0.50	0.15	10/02/24 11:48	
Sodium	mg/L	ND	1.0	0.58	10/02/24 11:48	

LABORATORY CONTROL SAMPLE: 4563117

Parameter	Units	Spike Conc.	LCS Result	LCS % Rec	% Rec Limits	Qualifiers
Calcium	mg/L	1	1.0	103	80-120	
Iron	mg/L	1	1.0	102	80-120	
Magnesium	mg/L	1	1.0	104	80-120	
Manganese	mg/L	1	1.0	101	80-120	
Potassium	mg/L	1	0.99	99	80-120	
Sodium	mg/L	1	1.0	103	80-120	

MATRIX SPIKE & MATRIX SPIKE DUPLICATE: 4563118 4563119

Parameter	Units	92756037002 Result	MS Spike Conc.	MSD Spike Conc.	MS Result	MSD Result	MS % Rec	MSD % Rec	% Rec Limits	RPD	Max RPD	Qual
Calcium	mg/L	112	1	1	117	115	546	364	75-125	2	20	M1
Iron	mg/L	1.1	1	1	2.2	2.2	110	107	75-125	1	20	
Magnesium	mg/L	14.3	1	1	15.8	15.3	147	102	75-125	3	20	M1
Manganese	mg/L	2.5	1	1	3.6	3.5	109	96	75-125	4	20	
Potassium	mg/L	5.3	1	1	6.4	6.2	109	90	75-125	3	20	
Sodium	mg/L	9.1	1	1	10.3	9.9	116	84	75-125	3	20	

Results presented on this page are in the units indicated by the "Units" column except where an alternate unit is presented to the right of the result.

This report shall not be reproduced, except in full,
without the written consent of Pace Analytical Services, LLC.

Pace Analytical Services, LLC
9800 Kincey Ave. Suite 100
Huntersville, NC 28078
(704)875-9092

QUALITY CONTROL DATA

Project: Hammond AP-1_Week 1
Pace Project No.: 92756037

QC Batch: 886154
QC Batch Method: EPA 3005A
Analysis Method: EPA 6020B
Analysis Description: 6020 MET
Laboratory: Pace Analytical Services - Peachtree Corners, GA
Associated Lab Samples: 92756037001, 92756037002, 92756037003, 92756037004, 92756037005, 92756037006, 92756037007, 92756037008, 92756037009, 92756037010, 92756037011, 92756037012

METHOD BLANK: 4563064
Matrix: Water
Associated Lab Samples: 92756037001, 92756037002, 92756037003, 92756037004, 92756037005, 92756037006, 92756037007, 92756037008, 92756037009, 92756037010, 92756037011, 92756037012

Parameter	Units	Blank Result	Reporting Limit	MDL	Analyzed	Qualifiers
Antimony	mg/L	ND	0.0030	0.00054	10/01/24 17:37	
Arsenic	mg/L	0.0019J	0.0050	0.00084	10/01/24 17:37	
Barium	mg/L	ND	0.0050	0.00047	10/01/24 17:37	
Beryllium	mg/L	ND	0.00050	0.000094	10/01/24 17:37	
Boron	mg/L	ND	0.040	0.012	10/01/24 17:37	
Cadmium	mg/L	ND	0.00050	0.00010	10/01/24 17:37	
Chromium	mg/L	ND	0.0050	0.0019	10/01/24 17:37	
Cobalt	mg/L	ND	0.0050	0.00032	10/01/24 17:37	
Lead	mg/L	ND	0.0010	0.00016	10/01/24 17:37	
Lithium	mg/L	ND	0.030	0.0016	10/01/24 17:37	
Molybdenum	mg/L	ND	0.010	0.00062	10/01/24 17:37	
Selenium	mg/L	ND	0.0050	0.00096	10/01/24 17:37	
Thallium	mg/L	ND	0.0010	0.00038	10/01/24 17:37	

LABORATORY CONTROL SAMPLE: 4563065

Parameter	Units	Spike Conc.	LCS Result	LCS % Rec	% Rec Limits	Qualifiers
Antimony	mg/L	0.1	0.10	100	80-120	
Arsenic	mg/L	0.1	0.096	96	80-120	
Barium	mg/L	0.1	0.10	100	80-120	
Beryllium	mg/L	0.1	0.094	94	80-120	
Boron	mg/L	1	0.93	93	80-120	
Cadmium	mg/L	0.1	0.097	97	80-120	
Chromium	mg/L	0.1	0.097	97	80-120	
Cobalt	mg/L	0.1	0.096	96	80-120	
Lead	mg/L	0.1	0.10	100	80-120	
Lithium	mg/L	0.1	0.096	96	80-120	
Molybdenum	mg/L	0.1	0.099	99	80-120	
Selenium	mg/L	0.1	0.097	97	80-120	
Thallium	mg/L	0.1	0.097	97	80-120	

MATRIX SPIKE & MATRIX SPIKE DUPLICATE: 4563066 4563067

Parameter	Units	92756037001 Result	MS Spike Conc.	MSD Spike Conc.	MS Result	MSD Result	MS % Rec	MSD % Rec	% Rec Limits	RPD	Max RPD	Qual
Antimony	mg/L	0.00056J	0.1	0.1	0.10	0.097	102	97	75-125	5	20	

Results presented on this page are in the units indicated by the "Units" column except where an alternate unit is presented to the right of the result.

REPORT OF LABORATORY ANALYSIS

This report shall not be reproduced, except in full,
without the written consent of Pace Analytical Services, LLC.

Pace Analytical Services, LLC
9800 Kincey Ave. Suite 100
Huntersville, NC 28078
(704)875-9092

QUALITY CONTROL DATA

Project: Hammond AP-1_Week 1
Pace Project No.: 92756037

MATRIX SPIKE & MATRIX SPIKE DUPLICATE: 4563066 4563067

Parameter	Units	92756037001 Result	MS Spike Conc.	MSD Spike Conc.	MS Result	MSD Result	MS % Rec	MSD % Rec	% Rec Limits	RPD	Max RPD	Qual
Arsenic	mg/L	0.016	0.1	0.1	0.12	0.11	100	98	75-125	2	20	
Barium	mg/L	0.056	0.1	0.1	0.16	0.16	107	101	75-125	4	20	
Beryllium	mg/L	0.00012J	0.1	0.1	0.093	0.089	93	89	75-125	4	20	
Boron	mg/L	0.54	1	1	1.5	1.5	98	93	75-125	4	20	
Cadmium	mg/L	0.00015J	0.1	0.1	0.099	0.097	99	96	75-125	3	20	
Chromium	mg/L	ND	0.1	0.1	0.098	0.093	97	93	75-125	5	20	
Cobalt	mg/L	0.031	0.1	0.1	0.13	0.12	97	91	75-125	5	20	
Lead	mg/L	ND	0.1	0.1	0.099	0.095	99	95	75-125	4	20	
Lithium	mg/L	0.048	0.1	0.1	0.15	0.14	97	90	75-125	5	20	
Molybdenum	mg/L	0.0054J	0.1	0.1	0.11	0.10	102	97	75-125	5	20	
Selenium	mg/L	0.0011J	0.1	0.1	0.098	0.098	97	97	75-125	0	20	
Thallium	mg/L	0.00067J	0.1	0.1	0.098	0.095	97	94	75-125	3	20	

Results presented on this page are in the units indicated by the "Units" column except where an alternate unit is presented to the right of the result.

This report shall not be reproduced, except in full,
without the written consent of Pace Analytical Services, LLC.

Pace Analytical Services, LLC
9800 Kincey Ave. Suite 100
Huntersville, NC 28078
(704)875-9092

QUALITY CONTROL DATA

Project: Hammond AP-1_Week 1
Pace Project No.: 92756037

QC Batch: 886196
QC Batch Method: EPA 7470A
Analysis Method: EPA 7470A
Analysis Description: 7470 Mercury
Laboratory: Pace Analytical Services - Peachtree Corners, GA
Associated Lab Samples: 92756037001, 92756037002, 92756037003, 92756037004, 92756037005, 92756037006, 92756037007, 92756037008, 92756037009, 92756037010, 92756037011, 92756037012

METHOD BLANK: 4563527
Matrix: Water
Associated Lab Samples: 92756037001, 92756037002, 92756037003, 92756037004, 92756037005, 92756037006, 92756037007, 92756037008, 92756037009, 92756037010, 92756037011, 92756037012

Parameter	Units	Blank Result	Reporting Limit	MDL	Analyzed	Qualifiers
Mercury	mg/L	ND	0.00020	0.00013	10/02/24 10:23	

LABORATORY CONTROL SAMPLE: 4563528

Parameter	Units	Spike Conc.	LCS Result	LCS % Rec	% Rec Limits	Qualifiers
Mercury	mg/L	0.0025	0.0023	94	80-120	

MATRIX SPIKE & MATRIX SPIKE DUPLICATE: 4563529 4563530

Parameter	Units	92756037001 Result	MS Spike Conc.	MSD Spike Conc.	MS Result	MSD Result	MS % Rec	MSD % Rec	% Rec Limits	RPD	Max RPD	Qual
Mercury	mg/L	ND	0.0025	0.0025	0.0023	0.0022	90	90	75-125	1	20	

Results presented on this page are in the units indicated by the "Units" column except where an alternate unit is presented to the right of the result.

REPORT OF LABORATORY ANALYSIS

This report shall not be reproduced, except in full,
without the written consent of Pace Analytical Services, LLC.

Pace Analytical Services, LLC
9800 Kincey Ave. Suite 100
Huntersville, NC 28078
(704)875-9092

QUALITY CONTROL DATA

Project: Hammond AP-1_Week 1
Pace Project No.: 92756037

QC Batch: 886204
QC Batch Method: SM 2540C-2015
Analysis Method: SM 2540C-2015
Analysis Description: 2540C Total Dissolved Solids
Laboratory: Pace Analytical Services - Peachtree Corners, GA
Associated Lab Samples: 92756037001, 92756037002, 92756037003, 92756037004, 92756037005, 92756037006, 92756037007, 92756037008, 92756037009, 92756037010, 92756037011, 92756037012

METHOD BLANK: 4563594
Matrix: Water
Associated Lab Samples: 92756037001, 92756037002, 92756037003, 92756037004, 92756037005, 92756037006, 92756037007, 92756037008, 92756037009, 92756037010, 92756037011, 92756037012

Parameter	Units	Blank Result	Reporting Limit	MDL	Analyzed	Qualifiers
Total Dissolved Solids	mg/L	ND	25.0	25.0	10/01/24 15:55	

LABORATORY CONTROL SAMPLE: 4563595

Parameter	Units	Spike Conc.	LCS Result	LCS % Rec	% Rec Limits	Qualifiers
Total Dissolved Solids	mg/L	400	387	97	80-120	

SAMPLE DUPLICATE: 4563596

Parameter	Units	92756037001 Result	Dup Result	RPD	Max RPD	Qualifiers
Total Dissolved Solids	mg/L	559	574	3	10	

SAMPLE DUPLICATE: 4563597

Parameter	Units	92756037011 Result	Dup Result	RPD	Max RPD	Qualifiers
Total Dissolved Solids	mg/L	ND	ND		10	

Results presented on this page are in the units indicated by the "Units" column except where an alternate unit is presented to the right of the result.

REPORT OF LABORATORY ANALYSIS

This report shall not be reproduced, except in full,
without the written consent of Pace Analytical Services, LLC.

Pace Analytical Services, LLC
9800 Kincey Ave. Suite 100
Huntersville, NC 28078
(704)875-9092

QUALITY CONTROL DATA

Project: Hammond AP-1_Week 1
Pace Project No.: 92756037

QC Batch: 972071
QC Batch Method: SM 2320B
Analysis Method: SM 2320B
Analysis Description: 2320B Alkalinity
Laboratory: Pace Analytical Services - Minneapolis
Associated Lab Samples: 92756037001, 92756037002, 92756037003, 92756037004, 92756037005, 92756037006, 92756037007, 92756037008, 92756037009, 92756037010, 92756037011, 92756037012

METHOD BLANK: 5080271
Matrix: Water
Associated Lab Samples: 92756037001, 92756037002, 92756037003, 92756037004, 92756037005, 92756037006, 92756037007, 92756037008, 92756037009, 92756037010, 92756037011, 92756037012

Parameter	Units	Blank Result	Reporting Limit	MDL	Analyzed	Qualifiers
Alkalinity, Total as CaCO3	mg/L	ND	5.0	1.9	10/07/24 08:59	
Alkalinity,Bicarbonate (CaCO3)	mg/L	ND	5.0	1.9	10/07/24 08:59	
Alkalinity,Carbonate (CaCO3)	mg/L	ND	5.0	1.9	10/07/24 08:59	

LABORATORY CONTROL SAMPLE & LCSD: 5080272 5080273

Parameter	Units	Spike Conc.	LCS Result	LCSD Result	LCS % Rec	LCSD % Rec	% Rec Limits	RPD	Max RPD	Qualifiers
Alkalinity, Total as CaCO3	mg/L	40	43.9	43.7	110	109	90-110	0	20	

MATRIX SPIKE & MATRIX SPIKE DUPLICATE: 5080274 5080275

Parameter	Units	92756037001 Result	MS Spike Conc.	MSD Spike Conc.	MS Result	MSD Result	MS % Rec	MSD % Rec	% Rec Limits	RPD	Max RPD	Qual
Alkalinity, Total as CaCO3	mg/L	136	40	40	173	173	92	93	80-120	0	20	

MATRIX SPIKE & MATRIX SPIKE DUPLICATE: 5080276 5080277

Parameter	Units	10709658001 Result	MS Spike Conc.	MSD Spike Conc.	MS Result	MSD Result	MS % Rec	MSD % Rec	% Rec Limits	RPD	Max RPD	Qual
Alkalinity, Total as CaCO3	mg/L	72.9	40	40	113	113	102	99	80-120	1	20	

Results presented on this page are in the units indicated by the "Units" column except where an alternate unit is presented to the right of the result.

This report shall not be reproduced, except in full,
without the written consent of Pace Analytical Services, LLC.

Pace Analytical Services, LLC
9800 Kincey Ave. Suite 100
Huntersville, NC 28078
(704)875-9092

QUALIFIERS

Project: Hammond AP-1_Week 1
Pace Project No.: 92756037

DEFINITIONS

DF - Dilution Factor, if reported, represents the factor applied to the reported data due to dilution of the sample aliquot.

ND - Not Detected at or above adjusted reporting limit.

TNTC - Too Numerous To Count

J - Estimated concentration above the adjusted method detection limit and below the adjusted reporting limit.

MDL - Adjusted Method Detection Limit.

PQL - Practical Quantitation Limit.

RL - Reporting Limit - The lowest concentration value that meets project requirements for quantitative data with known precision and bias for a specific analyte in a specific matrix.

S - Surrogate

1,2-Diphenylhydrazine decomposes to and cannot be separated from Azobenzene using Method 8270. The result for each analyte is a combined concentration.

Consistent with EPA guidelines, unrounded data are displayed and have been used to calculate % recovery and RPD values.

LCS(D) - Laboratory Control Sample (Duplicate)

MS(D) - Matrix Spike (Duplicate)

DUP - Sample Duplicate

RPD - Relative Percent Difference

NC - Not Calculable.

SG - Silica Gel - Clean-Up

U - Indicates the compound was analyzed for, but not detected.

Acid preservation may not be appropriate for 2 Chloroethylvinyl ether.

A separate vial preserved to a pH of 4-5 is recommended in SW846 Chapter 4 for the analysis of Acrolein and Acrylonitrile by EPA Method 8260.

N-Nitrosodiphenylamine decomposes and cannot be separated from Diphenylamine using Method 8270. The result reported for each analyte is a combined concentration.

Reported results are not rounded until the final step prior to reporting. Therefore, calculated parameters that are typically reported as "Total" may vary slightly from the sum of the reported component parameters.

Pace Analytical is TNI accredited. Contact your Pace PM for the current list of accredited analytes.

TNI - The NELAC Institute.

ANALYTE QUALIFIERS

B	Analyte was detected in the associated method blank.
H3	Sample was received or analysis requested beyond the recognized method holding time.
M1	Matrix spike recovery exceeded QC limits. Batch accepted based on laboratory control sample (LCS) recovery.

This report shall not be reproduced, except in full,
without the written consent of Pace Analytical Services, LLC.

Pace Analytical Services, LLC
9800 Kincey Ave. Suite 100
Huntersville, NC 28078
(704)875-9092

QUALITY CONTROL DATA CROSS REFERENCE TABLE

Project: Hammond AP-1_Week 1
Pace Project No.: 92756037

Lab ID	Sample ID	QC Batch Method	QC Batch	Analytical Method	Analytical Batch
92756037001	**HAM-PT-07**	EPA 300.0	973742		
92756037002	**HAM-PT-08**	EPA 300.0	973742		
92756037003	**HAM-PT-09**	EPA 300.0	973742		
92756037004	**HAM-PT-10**	EPA 300.0	973742		
92756037005	**HAM-PT-11**	EPA 300.0	973742		
92756037006	**HAM-PT-12**	EPA 300.0	973742		
92756037007	**HAM-PT-13**	EPA 300.0	973742		
92756037008	**HAM-PT-14**	EPA 300.0	973742		
92756037009	**HAM-PT-15**	EPA 300.0	973742		
92756037010	**HAM-AP1-FD-01**	EPA 300.0	973742		
92756037011	**HAM-AP1-FB-01**	EPA 300.0	973742		
92756037012	**HAM-AP1-EB-01**	EPA 300.0	973742		
92756037001	**HAM-PT-07**	SM 4500-S2 D-2011	973160		
92756037002	**HAM-PT-08**	SM 4500-S2 D-2011	973160		
92756037003	**HAM-PT-09**	SM 4500-S2 D-2011	973160		
92756037004	**HAM-PT-10**	SM 4500-S2 D-2011	973160		
92756037005	**HAM-PT-11**	SM 4500-S2 D-2011	973160		
92756037006	**HAM-PT-12**	SM 4500-S2 D-2011	973160		
92756037007	**HAM-PT-13**	SM 4500-S2 D-2011	973160		
92756037008	**HAM-PT-14**	SM 4500-S2 D-2011	973160		
92756037009	**HAM-PT-15**	SM 4500-S2 D-2011	973160		
92756037010	**HAM-AP1-FD-01**	SM 4500-S2 D-2011	973160		
92756037011	**HAM-AP1-FB-01**	SM 4500-S2 D-2011	973160		
92756037012	**HAM-AP1-EB-01**	SM 4500-S2 D-2011	973160		
92756037001	**HAM-PT-07**	EPA 3010A	886167	EPA 6010D	886202
92756037002	**HAM-PT-08**	EPA 3010A	886167	EPA 6010D	886202
92756037003	**HAM-PT-09**	EPA 3010A	886167	EPA 6010D	886202
92756037004	**HAM-PT-10**	EPA 3010A	886167	EPA 6010D	886202
92756037005	**HAM-PT-11**	EPA 3010A	886167	EPA 6010D	886202
92756037006	**HAM-PT-12**	EPA 3010A	886167	EPA 6010D	886202
92756037007	**HAM-PT-13**	EPA 3010A	886167	EPA 6010D	886202
92756037008	**HAM-PT-14**	EPA 3010A	886167	EPA 6010D	886202
92756037009	**HAM-PT-15**	EPA 3010A	886167	EPA 6010D	886202
92756037010	**HAM-AP1-FD-01**	EPA 3010A	886167	EPA 6010D	886202
92756037011	**HAM-AP1-FB-01**	EPA 3010A	886167	EPA 6010D	886202
92756037012	**HAM-AP1-EB-01**	EPA 3010A	886167	EPA 6010D	886202
92756037001	**HAM-PT-07**	EPA 3005A	886154	EPA 6020B	886216
92756037002	**HAM-PT-08**	EPA 3005A	886154	EPA 6020B	886216
92756037003	**HAM-PT-09**	EPA 3005A	886154	EPA 6020B	886216
92756037004	**HAM-PT-10**	EPA 3005A	886154	EPA 6020B	886216
92756037005	**HAM-PT-11**	EPA 3005A	886154	EPA 6020B	886216
92756037006	**HAM-PT-12**	EPA 3005A	886154	EPA 6020B	886216
92756037007	**HAM-PT-13**	EPA 3005A	886154	EPA 6020B	886216
92756037008	**HAM-PT-14**	EPA 3005A	886154	EPA 6020B	886216
92756037009	**HAM-PT-15**	EPA 3005A	886154	EPA 6020B	886216
92756037010	**HAM-AP1-FD-01**	EPA 3005A	886154	EPA 6020B	886216
92756037011	**HAM-AP1-FB-01**	EPA 3005A	886154	EPA 6020B	886216

This report shall not be reproduced, except in full,
without the written consent of Pace Analytical Services, LLC.

Pace Analytical Services, LLC
9800 Kincey Ave. Suite 100
Huntersville, NC 28078
(704)875-9092

QUALITY CONTROL DATA CROSS REFERENCE TABLE

Project: Hammond AP-1_Week 1
Pace Project No.: 92756037

Lab ID	Sample ID	QC Batch Method	QC Batch	Analytical Method	Analytical Batch
92756037012	**HAM-AP1-EB-01**	EPA 3005A	886154	EPA 6020B	886216
92756037001	**HAM-PT-07**	EPA 7470A	886196	EPA 7470A	886290
92756037002	**HAM-PT-08**	EPA 7470A	886196	EPA 7470A	886290
92756037003	**HAM-PT-09**	EPA 7470A	886196	EPA 7470A	886290
92756037004	**HAM-PT-10**	EPA 7470A	886196	EPA 7470A	886290
92756037005	**HAM-PT-11**	EPA 7470A	886196	EPA 7470A	886290
92756037006	**HAM-PT-12**	EPA 7470A	886196	EPA 7470A	886290
92756037007	**HAM-PT-13**	EPA 7470A	886196	EPA 7470A	886290
92756037008	**HAM-PT-14**	EPA 7470A	886196	EPA 7470A	886290
92756037009	**HAM-PT-15**	EPA 7470A	886196	EPA 7470A	886290
92756037010	**HAM-AP1-FD-01**	EPA 7470A	886196	EPA 7470A	886290
92756037011	**HAM-AP1-FB-01**	EPA 7470A	886196	EPA 7470A	886290
92756037012	**HAM-AP1-EB-01**	EPA 7470A	886196	EPA 7470A	886290
92756037001	**HAM-PT-07**	SM 2540C-2015	886204		
92756037002	**HAM-PT-08**	SM 2540C-2015	886204		
92756037003	**HAM-PT-09**	SM 2540C-2015	886204		
92756037004	**HAM-PT-10**	SM 2540C-2015	886204		
92756037005	**HAM-PT-11**	SM 2540C-2015	886204		
92756037006	**HAM-PT-12**	SM 2540C-2015	886204		
92756037007	**HAM-PT-13**	SM 2540C-2015	886204		
92756037008	**HAM-PT-14**	SM 2540C-2015	886204		
92756037009	**HAM-PT-15**	SM 2540C-2015	886204		
92756037010	**HAM-AP1-FD-01**	SM 2540C-2015	886204		
92756037011	**HAM-AP1-FB-01**	SM 2540C-2015	886204		
92756037012	**HAM-AP1-EB-01**	SM 2540C-2015	886204		
92756037001	**HAM-PT-07**	SM 2320B	972071		
92756037002	**HAM-PT-08**	SM 2320B	972071		
92756037003	**HAM-PT-09**	SM 2320B	972071		
92756037004	**HAM-PT-10**	SM 2320B	972071		
92756037005	**HAM-PT-11**	SM 2320B	972071		
92756037006	**HAM-PT-12**	SM 2320B	972071		
92756037007	**HAM-PT-13**	SM 2320B	972071		
92756037008	**HAM-PT-14**	SM 2320B	972071		
92756037009	**HAM-PT-15**	SM 2320B	972071		
92756037010	**HAM-AP1-FD-01**	SM 2320B	972071		
92756037011	**HAM-AP1-FB-01**	SM 2320B	972071		
92756037012	**HAM-AP1-EB-01**	SM 2320B	972071		

This report shall not be reproduced, except in full,
without the written consent of Pace Analytical Services, LLC.

Pace® Location Requested (City/State):
Pace Analytical Charlotte
9800 Kincey Ave. Suite 100, Huntersville, NC 28078

CHAIN-OF-CUSTODY Analytical Request Document

Chain-of-Custody is a LEGAL DOCUMENT - Complete all relevant fields

WO# : 92756037

92756037

Company Name:	Georgia Power- Hammond	Contact/Report To:	Kristen Jurinko
Street Address:	241 Ralph McGill Blvd NE Bin 10160 Atlanta, GA 30308	Phone #:	470-217-0008
		E-Mail:	knjurink@southernco.com
		Cc E-Mail:	
Customer Project #:			
Project Name:	Hammond AP-1_Week 1	Invoice To:	Account Payable
		Invoice E-Mail:	georgiapowerinvoices@southernco.com
Site Collection Info/Facility ID (as applicable):		Purchase Order # (If applicable):	GPC82474-0001
		Quote #:	

Time Zone Collected: [ ]AK [ ]PT [ ]MT [ ]CT [ ]ET

County / State origin of sample(s): Georgia

Data Deliverables: [ ]Level II [ ]Level III [ ]Level IV [ ]EQUIS [ ]Other

Regulatory Program (DW, RCRA, etc.) as applicable: Reportable [ ]Yes [ ]No

Rush (Pre-approval required): [ ]Same Day [ ]1 Day [ ]2 Day [ ]3 Day [ ]Other_____

DW PWSID # or WW Permit # as applicable:

Date Results Requested:

Field Filtered (if applicable): [ ]Yes [ ]No

Analysis:

* Matrix Codes (Insert in Matrix box below): Drinking Water (DW), Ground Water (GW), Waste Water (WW), Product (P), Soil/Solid (SS), Oil (OL), Wipe (WP), Tissue (TS), Bioassay (B), Vapor (V), Surface Water (SW), Sediment (SED), Sludge (SL), Caulk (CK), Leachate (LL), Biosolid (BS), Other (OT)

Specify Container Size **

Identify Container Preservative Type***

**Container Size: (1) 1L, (2) 500mL, (3) 250mL, (4) 125mL, (5) 100mL, (6) 40mL vial, (7) EnCore, (8) TerraCore, (9) 90mL, (10) Other

*** Preservative Types: (1) None, (2) HNO3, (3) H2SO4, (4) HCl, (5) NaOH, (6) Zn Acetate, (7) NaHSO4, (8) Sod. Thiosulfate, (9) Ascorbic Acid, (10) MeOH, (11) Other

Customer Sample ID	Matrix *	Comp / Grab	Composite Start Date	Composite Start Time	Collected or Composite End Date	Collected or Composite End Time	# Cont.	Res. Chlorine Results	Res. Chlorine Units	2320B Alkalinity	2540C Total Dissolved Solids	300.0-Cl, SO4, F	4500S2D Sulfide Water	App III/IV+Major Ions Metals	Sample Comment	Preservation non-conformance identified for sample.
HAM-PT-07	WT	G	9-24-24	1620	9-24-24	1620		—	—	X	X	X	X	X	001	
HAM-PT-08	WT	G	9-24-24	1431	9-24-24	1431				X	X	X	X	X	002	
HAM-PT-09	WT	G	9-25-24	1230	9-25-24	1230		—	—	X	X	X	X	X	003	
HAM-PT-10	WT	G	9-25-24	1000	9-25-24	1000		—	—	X	X	X	X	X	004	
HAM-PT-11	WT	G	9-25-24	1454	9-25-24	1454		—	—	X	X	X	X	X	005	
HAM-PT-12	WT	G	9-25-24	1650	9-25-24	1650		—	—	X	X	X	X	X	006	
HAM-PT-13	WT	G	9-24-24	1225	9-24-24	1225		—	—	X	X	X	X	X	007	
HAM-PT-14	WT	G	9-24-24	1440	9-24-24	1440		—	—	X	X	X	X	X	008	
HAM-PT-15	WT	G	9-24-24	1103	9-24-24	1103		—	—	X	X	X	X	X	009	
HAM-AP1-FD-01	WT	G	9-24-24	0000	9-24-24	0000		—		X	X	X	X	X	010	

Lab Use Only:
Proj. Mgr: Bonnie Vang
AcctNum / Client ID:
Table #:
Profile / Template: 16483
Prelog / Bottle Ord. ID: EZ 3157518

Additional Instructions from Pace®:
ie. Comp start and end; just grab/collected sample

Collected By: (Printed Name) Zain Webb / Jacob Tivoly

Signature: Zain Webb / [illegible]

Customer Remarks / Special Conditions / Possible Hazards:

Coolers: Thermometer ID: Correction Factor (°C): Obs. Temp. (°C) Corrected Temp. (°C) On Ice:

Relinquished by/Company: (Signature)	Date/Time:	Received by/Company: (Signature)	Date/Time:	Tracking Number:
Zain Webb / [illegible]	9-26-24 1140	Ryan William / Pace	9/26/24 1140	
Relinquished by/Company: (Signature) Ryan William / Pace	Date/Time: 9/26/24 1455	Received by/Company: (Signature)	Date/Time: 9/26/24 1455	Delivered by: [ ]In-Person [ ]Courier [ ]FedEX [ ]UPS [ ]Other
Relinquished by/Company: (Signature)	Date/Time:	Received by/Company: (Signature)	Date/Time:	
Relinquished by/Company: (Signature)	Date/Time:	Received by/Company: (Signature)	Date/Time:	Page: 1 of 2

Submitting a sample via this chain of custody constitutes acknowledgment and acceptance of the Pace® Terms and Conditions found at https://www.pacelabs.com/resource-library/resource/pace-terms-and-conditions/

ENV-FRM-CORO-0019_v02_110123

WO#: 92756037

PM: BV **Due Date: 10/03/24**

CLIENT: 92- GP-HAM

Pace® Location Requested (City/State):
Pace Analytical Charlotte
9800 Kincey Ave. Suite 100, Huntersville, NC 28078

CHAIN-OF-CUSTODY Analytical Request Document

Chain-of-Custody is a LEGAL DOCUMENT - Complete all relevant fields

Company Name:	Georgia Power- Hammond	Contact/Report To:	Kristen Jurinko
Street Address:	241 Ralph McGill Blvd NE Bin 10160 Atlanta, GA 30308	Phone #:	470-217-0008
		E-Mail:	knjurink@southernco.com
		Cc E-Mail:	
Customer Project #:			
Project Name:	Hammond AP-1_Week 1	Invoice To:	Account Payable
		Invoice E-Mail:	georgiapowerinvoices@southernco.com
Site Collection Info/Facility ID (as applicable):		Purchase Order # (If applicable):	GPC82474-0001
		Quote #:	
Time Zone Collected: [ ] AK [ ] PT [ ] MT [ ] CT [ ] ET		County / State origin of sample(s):	Georgia

Data Deliverables: [ ] Level II [ ] Level III [ ] Level IV [ ] EQUIS [ ] Other

Regulatory Program (DW, RCRA, etc.) as applicable: Reportable [ ] Yes [ ] No

Rush (Pre-approval required): [ ] Same Day [ ] 1 Day [ ] 2 Day [ ] 3 Day [ ] Other

DW PWSID # or WW Permit # as applicable:

Date Results Requested:

Field Filtered (if applicable): [ ] Yes [ ] No

Analysis:

* Matrix Codes (Insert in Matrix box below): Drinking Water (DW), Ground Water (GW), Waste Water (WW), Product (P), Soil/Solid (SS), Oil (OL), Wipe (WP), Tissue (TS), Bioassay (B), Vapor (V), Surface Water (SW), Sediment (SED), Sludge (SL), Caulk (CK), Leachate (LL), Biosolid (BS), Other (OT)

Specify Container Size **

Identify Container Preservative Type***

Analysis Requested

**Container Size: (1) 1L, (2) 500mL, (3) 250mL, (4) 125mL, (5) 100mL, (6) 40mL vial, (7) Encore, (8) TerraCore, (9) 90mL, (10) Other

*** Preservative Types: (1) None, (2) HNO3, (3) H2SO4, (4) HCl, (5) NaOH, (6) Zn Acetate, (7) NaHSO4, (8) Sod. Thiosulfate, (9) Ascorbic Acid, (10) MeOH, (11) Other

Customer Sample ID	Matrix *	Comp / Grab	Composite Start Date	Composite Start Time	Collected or Composite End Date	Collected or Composite End Time	# Cont.	Res. Chlorine Results	Res. Chlorine Units	2320B Alkalinity	2540C Total Dissolved Solids	300.0-Cl SO4, F	4500S2D Sulfide Water	App III/IV+Major Ions Metals	Sample Comment	Preservation non-conformance identified for sample
HAM-AP1-FB-01	WT	G	—	—	9-25-24	1740	—	—	—	X	X	X	X	X	011	
HAM-AP1-EB-01	WT	G	—	—	9-25-24	1745	—	—	—	X	X	X	X	X	012	
HAM-AP1-FD-02	WT	—	—	—	—	—	—	—	—	X	X	X	X	X		
HAM-AP1-FB-02	WT	—	—	—	—	—	—	—	—	X	X	X	X	X		
HAM-AP1-EB-02	WT	—	—	—	—	—	—	—	—	X	X	X	X	X		
Extra 1	WT	—	—	—	—	—	—	—	—	X	X	X	X	X		
Extra 2	WT	—	—	—	—	—	—	—	—	X	X	X	X	X		

Lab Use Only: Proj. Mgr: Bonnie Vang; AcctNum / Client ID:; Table #:; Profile / Template: 16483; Prelog / Bottle Ord. ID: EZ 3157518

Additional Instructions from Pace®:

Collected By: (Printed Name) Zain Webb / Jacob Tilley

Signature: Zain Webb / [signature]

Customer Remarks / Special Conditions / Possible Hazards:

Coolers: Thermometer ID: Correction Factor (°C): Obs. Temp. (°C) Corrected Temp. (°C) On Ice:

Relinquished by/Company: (Signature)	Date/Time:	Received by/Company: (Signature)	Date/Time:	Tracking Number:
Zain Webb / Georgia	9-26-24 1140	Ryan William / Pace	9/26/24 1140	
Ryan William / Pace	9/26/24 1453	JTC	9/26/24 1455	Delivered by: [ ] In-Person [ ] Courier [ ] FedEX [ ] UPS [ ] Other
Relinquished by/Company: (Signature)	Date/Time:	Received by/Company: (Signature)	Date/Time:	
Relinquished by/Company: (Signature)	Date/Time:	Received by/Company: (Signature)	Date/Time:	Page: 2 of 2

Sample via this chain of custody constitutes acknowledgment and acceptance of the Pace® Terms and Conditions found at https://www.pacelabs.com/resource-library/resource/pace-terms-and-conditions/

ENV-FRM-CORC-0019_v02_ 10123 ©

Pace

DC#_Title: ENV-FRM-HUN1-0083 v05_Sample Condition Upon Receipt

Effective Date: 05/24/2024

aboratory receiving samples:

Asheville ☐ Eden ☐ Greenwood ☐ Huntersville ☐ Raleigh ☐ Mechanicsville ☐ Atlanta ☑ Kernersville ☐

Sample Condition Upon Receipt

Client Name: Ga Power

Project #:

WO#: 92756037

PM: BV Due Date: 10/03/24

CLIENT: 92- GP-HAM

Courier: ☐ Commercial ☐ Fed Ex ☐ Pace ☐ UPS ☐ USPS ☐ Other:____ ☑ Client

Custody Seal Present? ☑ Yes ☐ No Seals Intact? ☑ Yes ☐ No ☐ N/A

Date/Initials Person Examining Contents: 4-26-24 SM

Packing Material: ☑ Bubble Wrap ☐ Bubble Bags ☐ None ☐ Other

Biological Tissue Frozen? ☐ Yes ☐ No ☑ N/A

Thermometer: ☑ IR Gun ID: 730

Type of Ice: ☑ Wet ☐ Blue ☐ None

Cooler Temp: 1.1

Correction Factor: Add/Subtract (°C) 0.0

Temp should be above freezing to 6°C

☐ Samples out of temp criteria. Samples on ice, cooling process has begun

Cooler Temp Corrected (°C): 1.1

USDA Regulated Soil (☐ N/A, water sample)

Did samples originate in a quarantine zone within the United States: CA, NY, or SC (check maps)? ☐ Yes ☐ No

Did samples originate from a foreign source (internationally, including Hawaii and Puerto Rico)? ☐ Yes ☐ No

				Comments/Discrepancy:
Chain of Custody Present?	☑ Yes	☐ No	☐ N/A	1.
Samples Arrived within Hold Time?	☑ Yes	☐ No	☐ N/A	2.
Short Hold Time Analysis (<72 hr.)?	☐ Yes	☑ No	☐ N/A	3.
Rush Turn Around Time Requested?	☐ Yes	☑ No	☐ N/A	4.
Sufficient Volume?	☑ Yes	☐ No	☐ N/A	5.
Correct Containers Used?	☑ Yes	☐ No	☐ N/A	6.
-Pace Containers Used?	☑ Yes	☐ No	☐ N/A	
Containers Intact?	☑ Yes	☐ No	☐ N/A	7.
Dissolved analysis: Samples Field Filtered?	☐ Yes	☐ No	☑ N/A	8.
Sample Labels Match COC?	☑ Yes	☐ No	☐ N/A	9.
-Includes Date/Time/ID/Analysis Matrix: W				
Headspace in VOA Vials (>5-6mm)?	☐ Yes	☐ No	☑ N/A	10.
Trip Blank Present?	☐ Yes	☐ No	☑ N/A	11.
Trip Blank Custody Seals Present?	☐ Yes	☐ No	☑ N/A	

MMENTS/SAMPLE DISCREPANCY

Field Data Required? ☐ Yes ☐ No

Lot ID of split containers:

NT NOTIFICATION/RESOLUTION

rson contacted: _____ Date/Time: _____

Project Manager SCURF Review: _____ Date: _____

Project Manager SRF Review: _____ Date: _____

ltrax ID: 69614

Page 1 of 2

DC#_Title: ENV-FRM-HUN1-0083 v05_Sample Condition Upon Receipt

Effective Date: 05/24/2024

*Check mark top half of box if pH and/or dechlorination is verified and within the acceptance range for preservation samples.
Exceptions: VOA, Coliform, TOC, Oil and Grease, DRO/8015 (water) DOC, LLHg
**Bottom half of box is to list number of bottles
***Check all unpreserved Nitrates for chlorine

Project #

aboratory Receiving Location: Asheville ☐ Eden ☐ Greenwood ☐ Huntersville ☐ Raleigh ☐ Mechanicsville ☐ Atlanta ☐ Kernersville ☐

lient_____ Profile/EZ (Circle one)_____ Notes_____

Item#	BP4U-125 mL Plastic Unpreserved (N/A) (Cl-)	BP3U-250 mL Plastic Unpreserved (N/A)	BP2U-500 mL Plastic Unpreserved (N/A)	BP1U-1 liter Plastic Unpreserved (N/A)		BP4S-125 mL Plastic H2SO4 (pH < 2) (Cl-)	BP3N-250 mL plastic HNO3 (pH < 2)	BP4Z-125 mL Plastic ZN Acetate & NaOH (>9)	BP4B-125 mL Plastic NaOH (pH > 12) (Cl-)	WGFU-Wide-mouthed Glass Jar Unpreserved	AG1U-1 liter Amber Unpreserved (N/A) (Cl-)	AG1H-1 liter Amber HCl (pH < 2)	AG3U-250 mL Amber Unpreserved (N/A) (Cl-)	AG1S-1 liter Amber H2SO4 (pH < 2)	AG3S-250 mL Amber H2SO4 (pH < 2)	DG9A-40 mL Amber NH4Cl (N/A)(Cl-)	DG9H-40 mL VOA HCl (N/A)	VG9T-40 mL VOA Na2S2O3 (N/A)	VG9U-40 mL VOA Unpreserved (N/A)	DG9V-40 mL VOA H3PO4 (N/A)	KP7U-50 mL Plastic Unpreserved (N/A)	V/GK (3 vials per kit)-VPH/Gas kit (N/A)	SP5T-125 mL Sterile Plastic (N/A – lab)	SP2T-250 mL Sterile Plastic (N/A – lab)		BP3R-250 mL Plastic (NH2)2SO4 (9.3-9.7)	AG0U-100 mL Amber Unpreserved (N/A) (Cl-)	VSGU-20 mL Scintillation vials (N/A)	DG8U-40 mL Amber Unpreserved vials (N/A)
CC																													
1		2	1																										
2		2	1																										
3		2	1																										
4		2	1																										
5		2	1																										
6		2	1																										
7		2	1																										
8		2	1																										
9		2	1																										
10		2	1																										
11		2	1																										
12		2	1																										

pH Adjustment Log for Preserved Samples

Sample ID	Type of Preservative	pH upon receipt	Date preservation adjusted	Time preservation adjusted	Amount of Preservative added	Lot #

ote: Whenever there is a discrepancy affecting North Carolina compliance samples, a copy of this form will be sent to the North Carolina DENR Certification Office (i.e. ut of hold, incorrect preservative, out of temp, incorrect containers.

FIELD SAMPLING REPORTS

Low-Flow Test Report:

Test Date / Time: 9/5/2024 2:17:52 PM
Project: GP Plant Hammond
Operator Name: Jacob Tracy

Location Name: INW-03 **Well Diameter: 2 in** **Casing Type: PVC** **Screen Length: 10 ft** **Top of Screen: 17.4 ft** **Total Depth: 27.4 ft** **Initial Depth to Water: 13.56 ft**	**Pump Type: Peristaltic** **Tubing Type: Poly** **Pump Intake From TOC: 22.4 ft** **Estimated Total Volume Pumped: 3 liter** **Flow Cell Volume: 90 ml** **Final Flow Rate: 200 ml/min** **Final Draw Down: 0 ft**	**Instrument Used: Aqua TROLL 400** **Serial Number: 883553**

Test Notes:
Field parameters only, no sample.

Weather Conditions:
Sunny, 85F.

Low-Flow Readings:

Date Time	Elapsed Time	pH	Temperature	Specific Conductivity	RDO Concentration	Turbidity	ORP	Depth to Water	Flow
		+/- 0.1	+/- 0.5	+/- 5 %	+/- 0.2	+/- 10	+/- 1	+/- 0.3	
9/5/2024 2:17 PM	00:00	8.14 pH	22.04 °C	431.54 µS/cm	0.20 mg/L	23.30 NTU	19.5 mV	13.56 ft	200.00 ml/min
9/5/2024 2:22 PM	05:00	7.56 pH	21.17 °C	651.03 µS/cm	0.11 mg/L	12.10 NTU	-150.7 mV	13.56 ft	200.00 ml/min
9/5/2024 2:27 PM	10:00	7.50 pH	21.03 °C	763.29 µS/cm	0.07 mg/L	9.03 NTU	-119.9 mV	13.56 ft	200.00 ml/min

Samples

Sample ID:	Description:

Created using VuSitu from In-Situ, Inc.

Low-Flow Test Report:

Test Date / Time: 9/5/2024 12:29:51 PM
Project: GP Plant Hammond
Operator Name: Jacob Tracy

Location Name: INW-04 **Well Diameter: 2 in** **Casing Type: PVC** **Screen Length: 10 ft** **Top of Screen: 35.3 ft** **Total Depth: 45.3 ft** **Initial Depth to Water: 25.98 ft**	**Pump Type: Bladder** **Tubing Type: Poly** **Pump Intake From TOC: 40.3 ft** **Estimated Total Volume Pumped: 4 liter** **Flow Cell Volume: 90 ml** **Final Flow Rate: 200 ml/min** **Final Draw Down: 0.06 ft**	**Instrument Used: Aqua TROLL 400** **Serial Number: 883553**

Test Notes:
Field parameters only, no sample.

Weather Conditions:
Sunny, 85F.

Low-Flow Readings:

Date Time	Elapsed Time	pH	Temperature	Specific Conductivity	RDO Concentration	Turbidity	ORP	Depth to Water	Flow
		+/- 0.1	+/- 0.5	+/- 5 %	+/- 0.2	+/- 10	+/- 1	+/- 0.3	
9/5/2024 12:29 PM	00:00	6.73 pH	21.91 °C	708.81 µS/cm	0.11 mg/L	++++	-43.5 mV	26.04 ft	200.00 ml/min
9/5/2024 12:34 PM	05:00	6.65 pH	20.85 °C	710.76 µS/cm	0.03 mg/L	++++	-43.2 mV	26.04 ft	200.00 ml/min
9/5/2024 12:39 PM	10:00	6.62 pH	21.14 °C	716.76 µS/cm	0.02 mg/L	++++	-53.9 mV	26.04 ft	200.00 ml/min

Samples

Sample ID:	Description:

Created using VuSitu from In-Situ, Inc.

Low-Flow Test Report:

Test Date / Time: 9/5/2024 1:01:52 PM
Project: GP Plant Hammond
Operator Name: Jacob Tracy

Location Name: INW-05 **Well Diameter: 2 in** **Casing Type: PVC** **Screen Length: 10 ft** **Top of Screen: 35.3 ft** **Total Depth: 45.3 ft** **Initial Depth to Water: 25.56 ft**	**Pump Type: Bladder** **Tubing Type: Poly** **Pump Intake From TOC: 40.3 ft** **Estimated Total Volume Pumped: 3 liter** **Flow Cell Volume: 90 ml** **Final Flow Rate: 200 ml/min** **Final Draw Down: 0.06 ft**	**Instrument Used: Aqua TROLL 400** **Serial Number: 883553**

Test Notes:
Field parameters only, no sample.

Weather Conditions:
Sunny, 85F.

Low-Flow Readings:

Date Time	Elapsed Time	pH	Temperature	Specific Conductivity	RDO Concentration	Turbidity	ORP	Depth to Water	Flow
		+/- 0.1	+/- 0.5	+/- 5 %	+/- 0.2	+/- 10	+/- 1	+/- 0.3	
9/5/2024 1:01 PM	00:00	6.94 pH	22.31 °C	802.19 µS/cm	0.05 mg/L	++++	-113.1 mV	25.59 ft	200.00 ml/min
9/5/2024 1:03 PM	01:10	6.95 pH	22.12 °C	802.33 µS/cm	0.06 mg/L	++++	-113.4 mV	25.56 ft	200.00 ml/min
9/5/2024 1:08 PM	06:10	7.05 pH	21.28 °C	808.51 µS/cm	0.07 mg/L	++++	-112.7 mV	25.62 ft	200.00 ml/min
9/5/2024 1:13 PM	11:10	7.07 pH	21.57 °C	811.13 µS/cm	0.07 mg/L	++++	-114.3 mV	25.62 ft	200.00 ml/min

Samples

Sample ID:	Description:

Created using VuSitu from In-Situ, Inc.

Low-Flow Test Report:

Test Date / Time: 9/4/2024 3:02:09 PM
Project: GP Plant Hammond
Operator Name: Selena Wang

Location Name: PT-07 **Well Diameter: 2 in** **Casing Type: PVC** **Screen Length: 10 ft** **Top of Screen: 37.75 ft** **Total Depth: 47.75 ft** **Initial Depth to Water: 26.21 ft**	**Pump Type: Bladder** **Tubing Type: Poly** **Pump Intake From TOC: 42.75 ft** **Estimated Total Volume Pumped: 6 liter** **Flow Cell Volume: 90 ml** **Final Flow Rate: 200 ml/min** **Final Draw Down: 0 ft**	**Instrument Used: Aqua TROLL 400** **Serial Number: 883561**

Test Notes:
Full App. III and IV and Major Ions. Fe = 5.5 mg/L Fe2+ = 2.0 mg/L.

Weather Conditions:
Sunny, 85F.

Low-Flow Readings:

Date Time	Elapsed Time	pH	Temperature	Specific Conductivity	RDO Concentration	Turbidity	ORP	Depth to Water	Flow
		+/- 0.1	+/- 0.5	+/- 5 %	+/- 0.2	+/- 10	+/- 10	+/- 0.3	
9/4/2024 3:02 PM	00:00	6.90 pH	20.88 °C	708.93 µS/cm	0.22 mg/L	6.43 NTU	-59.6 mV	26.21 ft	200.00 ml/min
9/4/2024 3:07 PM	05:00	6.89 pH	20.47 °C	726.74 µS/cm	0.16 mg/L	5.25 NTU	-59.9 mV	26.21 ft	200.00 ml/min
9/4/2024 3:12 PM	10:00	6.89 pH	20.31 °C	748.72 µS/cm	0.14 mg/L	7.26 NTU	-81.1 mV	26.21 ft	200.00 ml/min
9/4/2024 3:17 PM	15:00	6.89 pH	20.12 °C	747.35 µS/cm	0.14 mg/L	4.72 NTU	-81.0 mV	26.21 ft	200.00 ml/min
9/4/2024 3:22 PM	20:00	6.89 pH	19.95 °C	751.51 µS/cm	0.13 mg/L	3.01 NTU	-82.4 mV	26.21 ft	200.00 ml/min
9/4/2024 3:27 PM	25:00	6.88 pH	19.99 °C	752.34 µS/cm	0.13 mg/L	2.17 NTU	-83.1 mV	26.21 ft	200.00 ml/min
9/4/2024 3:32 PM	30:00	6.89 pH	20.23 °C	752.53 µS/cm	0.14 mg/L	1.66 NTU	-83.5 mV	26.21 ft	200.00 ml/min

Samples

Sample ID:	Description:
HAM-PT-07	Grab.

Low-Flow Test Report:

Test Date / Time: 9/5/2024 11:05:14 AM
Project: GP Plant Hammond
Operator Name: Jamie Newsome

Location Name: PT-08 **Well Diameter: 2 in** **Casing Type: PVC** **Screen Length: 10 ft** **Top of Screen: 31.93 ft** **Total Depth: 41.93 ft** **Initial Depth to Water: 26.12 ft**	**Pump Type: Bladder** **Tubing Type: Poly** **Pump Intake From TOC: 36.93 ft** **Estimated Total Volume Pumped: 20 liter** **Flow Cell Volume: 90 ml** **Final Flow Rate: 200 ml/min Final Draw Down: 0 ft**	**Instrument Used: Aqua TROLL 400** **Serial Number: 843593**

Test Notes:
Full App. III and IV and Major Ions. Fe = 3.5 mg/L, Fe2+= 3.0 mg/L.

Weather Conditions:
Cloudy, 80F.

Low-Flow Readings:

Date Time	Elapsed Time	pH	Temperature	Specific Conductivity	RDO Concentration	Turbidity	ORP	Depth to Water	Flow
		+/- 0.1	+/- 0.5	+/- 5 %	+/- 0.2	+/- 10	+/- 10	+/- 5	
9/5/2024 11:05 AM	00:00	6.37 pH	20.68 °C	457.60 µS/cm	6.60 mg/L	6.84 NTU	-11.6 mV	26.12 ft	200.00 ml/min
9/5/2024 11:10 AM	05:00	6.40 pH	21.06 °C	480.05 µS/cm	6.85 mg/L	6.90 NTU	-19.0 mV	26.12 ft	200.00 ml/min
9/5/2024 11:15 AM	10:00	6.45 pH	21.57 °C	478.17 µS/cm	7.64 mg/L	7.10 NTU	-26.0 mV	26.12 ft	200.00 ml/min
9/5/2024 11:20 AM	15:00	6.50 pH	21.91 °C	483.13 µS/cm	8.24 mg/L	10.90 NTU	-30.8 mV	26.12 ft	200.00 ml/min
9/5/2024 11:25 AM	20:00	6.55 pH	22.27 °C	495.41 µS/cm	8.52 mg/L	8.45 NTU	-35.7 mV	26.12 ft	200.00 ml/min
9/5/2024 11:30 AM	25:00	6.55 pH	21.66 °C	497.74 µS/cm	8.18 mg/L	17.70 NTU	-31.0 mV	26.12 ft	200.00 ml/min
9/5/2024 11:35 AM	30:00	6.54 pH	21.59 °C	503.96 µS/cm	7.92 mg/L	17.30 NTU	-27.8 mV	26.12 ft	200.00 ml/min
9/5/2024 11:40 AM	35:00	6.50 pH	21.12 °C	516.78 µS/cm	7.54 mg/L	16.40 NTU	-24.4 mV	26.12 ft	200.00 ml/min
9/5/2024 11:45 AM	40:00	6.46 pH	20.57 °C	528.78 µS/cm	6.93 mg/L	15.50 NTU	-21.2 mV	26.12 ft	200.00 ml/min
9/5/2024 11:50 AM	45:00	6.45 pH	20.39 °C	548.96 µS/cm	6.78 mg/L	14.80 NTU	-22.0 mV	26.12 ft	200.00 ml/min
9/5/2024 11:55 AM	50:00	6.44 pH	20.39 °C	558.63 µS/cm	6.50 mg/L	14.20 NTU	-22.6 mV	26.12 ft	200.00 ml/min
9/5/2024 12:00 PM	55:00	6.45 pH	20.26 °C	569.41 µS/cm	6.51 mg/L	13.00 NTU	-24.9 mV	26.12 ft	200.00 ml/min
9/5/2024 12:05 PM	01:00:00	6.46 pH	20.14 °C	577.03 µS/cm	6.43 mg/L	14.00 NTU	-25.3 mV	26.12 ft	200.00 ml/min

9/5/2024 12:10 PM	01:05:00	6.48 pH	20.05 °C	580.26 µS/cm	6.60 mg/L	11.30 NTU	-30.2 mV	26.12 ft	200.00 ml/min
9/5/2024 12:15 PM	01:10:00	6.48 pH	20.29 °C	587.20 µS/cm	6.51 mg/L	10.10 NTU	-28.9 mV	26.12 ft	200.00 ml/min
9/5/2024 12:20 PM	01:15:00	6.47 pH	20.22 °C	591.38 µS/cm	6.33 mg/L	9.76 NTU	-27.7 mV	26.12 ft	200.00 ml/min
9/5/2024 12:25 PM	01:20:00	6.49 pH	19.96 °C	593.78 µS/cm	6.47 mg/L	7.15 NTU	-31.0 mV	26.12 ft	200.00 ml/min
9/5/2024 12:30 PM	01:25:00	6.48 pH	19.86 °C	597.49 µS/cm	6.25 mg/L	6.50 NTU	-31.7 mV	26.12 ft	200.00 ml/min
9/5/2024 12:35 PM	01:30:00	6.47 pH	19.79 °C	602.00 µS/cm	6.15 mg/L	4.79 NTU	-31.9 mV	26.12 ft	200.00 ml/min
9/5/2024 12:40 PM	01:35:00	6.48 pH	20.13 °C	605.65 µS/cm	6.22 mg/L	4.81 NTU	-32.9 mV	26.12 ft	200.00 ml/min

Samples

Sample ID:	Description:
HAM-PT-08	Grab.
HAM-AP1-FD-01	Grab.

Low-Flow Test Report:

Test Date / Time: 9/4/2024 12:36:07 PM
Project: GP Plant Hammond
Operator Name: Jacob Tracy

Location Name: PT-09 **Well Diameter: 2 in** **Casing Type: PVC** **Screen Length: 10 in** **Top of Screen: 20.47 ft** **Total Depth: 30.47 ft** **Initial Depth to Water: 16.77 ft**	**Pump Type: Peristaltic** **Tubing Type: Poly** **Pump Intake From TOC: 25.47 ft** **Estimated Total Volume Pumped: 10 liter** **Flow Cell Volume: 90 ml** **Final Flow Rate: 200 ml/min** **Final Draw Down: 0 ft**	**Instrument Used: Aqua TROLL 400** **Serial Number: 883553**

Test Notes:
Full App. III and IV and Major Ions. Fe = 3.5 mg/L Fe2+= 3.0 mg/L.

Weather Conditions:
Cloudy, 80F.

Low-Flow Readings:

Date Time	Elapsed Time	pH	Temperature	Specific Conductivity	RDO Concentration	Turbidity	ORP	Depth to Water	Flow
		+/- 0.1	+/- 0.5	+/- 5 %	+/- 0.2	+/- 10	+/- 1	+/- 5	
9/4/2024 12:36 PM	00:00	6.91 pH	23.05 °C	670.50 µS/cm	0.16 mg/L	21.60 NTU	56.3 mV	16.81 in	200.00 ml/min
9/4/2024 12:41 PM	05:00	6.90 pH	21.91 °C	670.56 µS/cm	0.09 mg/L	21.00 NTU	44.4 mV	16.80 in	200.00 ml/min
9/4/2024 12:46 PM	10:00	6.88 pH	21.93 °C	662.83 µS/cm	0.06 mg/L	19.20 NTU	47.2 mV	16.77 in	200.00 ml/min
9/4/2024 12:51 PM	15:00	6.87 pH	21.94 °C	660.53 µS/cm	0.05 mg/L	12.70 NTU	48.3 mV	16.77 in	200.00 ml/min
9/4/2024 12:56 PM	20:00	6.88 pH	21.78 °C	655.44 µS/cm	0.04 mg/L	8.30 NTU	44.4 mV	16.77 in	200.00 ml/min
9/4/2024 1:01 PM	25:00	6.86 pH	21.84 °C	652.65 µS/cm	0.03 mg/L	9.80 NTU	43.0 mV	16.77 in	200.00 ml/min
9/4/2024 1:06 PM	30:00	6.86 pH	21.68 °C	649.13 µS/cm	0.02 mg/L	7.90 NTU	41.5 mV	16.77 in	200.00 ml/min
9/4/2024 1:11 PM	35:00	6.86 pH	21.64 °C	645.67 µS/cm	0.01 mg/L	6.34 NTU	41.1 mV	16.77 in	200.00 ml/min
9/4/2024 1:16 PM	40:00	6.86 pH	21.69 °C	638.06 µS/cm	0.01 mg/L	5.47 NTU	39.7 mV	16.77 in	200.00 ml/min
9/4/2024 1:21 PM	45:00	6.86 pH	21.70 °C	634.71 µS/cm	0.01 mg/L	4.74 NTU	39.1 mV	16.77 in	200.00 ml/min

Samples

Sample ID:	Description:
HAM-PT-09	Grab.

Low-Flow Test Report:

Test Date / Time: 9/4/2024 10:27:52 AM
Project: GP Plant Hammond
Operator Name: Jamie Newsome

Location Name: PT-10 **Well Diameter: 2 in** **Casing Type: PVC** **Screen Length: 10 ft** **Top of Screen: 20.47 ft** **Total Depth: 30.47 ft** **Initial Depth to Water: 16.9 ft**	**Pump Type: Peri** **Tubing Type: Poly** **Pump Intake From TOC: 25.47 ft** **Estimated Total Volume Pumped: 14 liter** **Flow Cell Volume: 90 ml** **Final Flow Rate: 200 ml/min** **Final Draw Down: 0 ft**	**Instrument Used: Aqua TROLL 400** **Serial Number: 843593**

Test Notes:
Full App. III and IV and Major ions. Fe = 0 mg/L, Fe2+ = 0 mg/L.

Weather Conditions:
Sunny, 75F.

Low-Flow Readings:

Date Time	Elapsed Time	pH	Temperature	Specific Conductivity	RDO Concentration	Turbidity	ORP	Depth to Water	Flow
		+/- 0.1	+/- 0.5	+/- 5 %	+/- 0.2	+/- 10	+/- 10	+/- 5	
9/4/2024 10:27 AM	00:00	6.96 pH	20.46 °C	693.86 µS/cm	1.22 mg/L	10.50 NTU	99.5 mV	16.90 ft	200.00 ml/min
9/4/2024 10:32 AM	05:00	6.96 pH	20.70 °C	680.23 µS/cm	0.20 mg/L	10.07 NTU	109.2 mV	16.90 ft	200.00 ml/min
9/4/2024 10:37 AM	10:00	6.95 pH	20.84 °C	680.18 µS/cm	0.38 mg/L	5.23 NTU	120.4 mV	16.90 ft	200.00 ml/min
9/4/2024 10:42 AM	15:00	6.95 pH	20.81 °C	681.36 µS/cm	2.58 mg/L	4.67 NTU	136.8 mV	16.90 ft	200.00 ml/min
9/4/2024 10:47 AM	20:00	6.95 pH	20.91 °C	678.90 µS/cm	1.15 mg/L	4.32 NTU	157.3 mV	16.90 ft	200.00 ml/min
9/4/2024 10:52 AM	25:00	6.95 pH	21.41 °C	682.45 µS/cm	0.35 mg/L	3.03 NTU	188.3 mV	16.90 ft	200.00 ml/min
9/4/2024 10:57 AM	30:00	6.96 pH	21.48 °C	678.97 µS/cm	0.60 mg/L	2.74 NTU	286.0 mV	16.90 ft	200.00 ml/min
9/4/2024 11:02 AM	35:00	6.96 pH	21.65 °C	674.58 µS/cm	0.62 mg/L	2.42 NTU	319.5 mV	16.90 ft	200.00 ml/min
9/4/2024 11:07 AM	40:00	6.95 pH	21.69 °C	672.04 µS/cm	0.33 mg/L	2.16 NTU	357.7 mV	16.90 ft	200.00 ml/min
9/4/2024 11:12 AM	45:00	6.97 pH	21.41 °C	675.96 µS/cm	1.21 mg/L	2.19 NTU	371.1 mV	16.90 ft	200.00 ml/min
9/4/2024 11:17 AM	50:00	6.97 pH	21.95 °C	675.84 µS/cm	0.79 mg/L	2.07 NTU	288.3 mV	16.90 ft	200.00 ml/min
9/4/2024 11:22 AM	55:00	6.97 pH	21.95 °C	671.15 µS/cm	0.48 mg/L	1.83 NTU	319.5 mV	16.90 ft	200.00 ml/min
9/4/2024 11:27 AM	01:00:00	6.96 pH	22.00 °C	666.48 µS/cm	0.48 mg/L	1.45 NTU	424.3 mV	16.90 ft	200.00 ml/min

9/4/2024 11:32 AM	01:05:00	6.96 pH	22.00 °C	662.09 µS/cm	0.42 mg/L	1.36 NTU	410.2 mV	16.90 ft	200.00 ml/min

Samples

Sample ID:	Description:
HAM-PT-10	Grab.

Created using VuSitu from In-Situ, Inc.

Low-Flow Test Report:

Test Date / Time: 9/4/2024 10:25:07 AM
Project: GP Plant Hammond
Operator Name: Jacob Tracy

Location Name: PT-11 **Well Diameter: 2 in** **Casing Type: PVC** **Screen Length: 10 ft** **Top of Screen: 16.9 ft** **Total Depth: 26.9 ft** **Initial Depth to Water: 13.34 ft**	**Pump Type: Peristaltic** **Tubing Type: Poly** **Pump Intake From TOC: 21.9 ft** **Estimated Total Volume Pumped: 13 liter** **Flow Cell Volume: 90 ml** **Final Flow Rate: 200 ml/min** **Final Draw Down: 0.05 ft**	**Instrument Used: Aqua TROLL 400** **Serial Number: 883553**

Test Notes:
Full App. III and IV and Major Ions. Fe = 0.3 mg/L Fe2+ = 0 mg/L.

Weather Conditions:
Sunny, 75F.

Low-Flow Readings:

Date Time	Elapsed Time	pH	Temperature	Specific Conductivity	RDO Concentration	Turbidity	ORP	Depth to Water	Flow
		+/- 0.1	+/- 0.5	+/- 5 %	+/- 0.2	+/- 10	+/- 1	+/- 5	
9/4/2024 10:25 AM	00:00	7.00 pH	21.55 °C	671.07 µS/cm	0.28 mg/L		99.9 mV	13.35 in	200.00 ml/min
9/4/2024 10:26 AM	01:44	6.99 pH	21.46 °C	670.96 µS/cm	0.23 mg/L		101.1 mV	13.35 in	200.00 ml/min
9/4/2024 10:27 AM	02:08	6.99 pH	21.51 °C	669.05 µS/cm	0.22 mg/L	31.30 NTU	100.0 mV	13.35 in	200.00 ml/min
9/4/2024 10:32 AM	07:08	6.97 pH	21.47 °C	665.26 µS/cm	0.14 mg/L	38.20 NTU	69.8 mV	13.39 in	200.00 ml/min
9/4/2024 10:37 AM	12:08	6.97 pH	21.42 °C	661.53 µS/cm	0.10 mg/L	32.70 NTU	78.1 mV	13.39 in	200.00 ml/min
9/4/2024 10:42 AM	17:08	6.96 pH	21.24 °C	660.19 µS/cm	0.06 mg/L	26.50 NTU	73.0 mV	13.39 in	200.00 ml/min
9/4/2024 10:47 AM	22:08	6.97 pH	21.37 °C	658.53 µS/cm	0.04 mg/L	23.40 NTU	68.3 mV	13.39 in	200.00 ml/min
9/4/2024 10:52 AM	27:08	6.96 pH	21.33 °C	655.73 µS/cm	0.03 mg/L	18.10 NTU	65.3 mV	13.39 in	200.00 ml/min
9/4/2024 10:57 AM	32:08	6.95 pH	21.42 °C	647.23 µS/cm	0.02 mg/L	16.90 NTU	63.4 mV	13.39 in	200.00 ml/min
9/4/2024 11:02 AM	37:08	6.96 pH	21.43 °C	643.57 µS/cm	0.01 mg/L	12.40 NTU	61.3 mV	13.39 in	200.00 ml/min
9/4/2024 11:07 AM	42:08	6.96 pH	21.47 °C	637.70 µS/cm	0.01 mg/L	9.80 NTU	59.4 mV	13.39 in	200.00 ml/min
9/4/2024 11:12 AM	47:08	6.95 pH	21.55 °C	636.79 µS/cm	0.01 mg/L	8.78 NTU	58.4 mV	13.39 in	200.00 ml/min
9/4/2024 11:17 AM	52:08	6.95 pH	21.64 °C	628.29 µS/cm	0.00 mg/L	8.02 NTU	57.1 mV	13.39 in	200.00 ml/min
9/4/2024 11:22 AM	57:08	6.94 pH	21.64 °C	625.87 µS/cm	0.00 mg/L	6.23 NTU	56.6 mV	13.39 in	200.00 ml/min
9/4/2024 11:27 AM	01:02:08	6.95 pH	21.51 °C	619.84 µS/cm	0.00 mg/L	4.82 NTU	55.4 mV	13.39 in	200.00 ml/min

Samples

Sample ID:	Description:
HAM-PT-11	Grab.

Low-Flow Test Report:

Test Date / Time: 9/4/2024 2:56:13 PM
Project: GP Plant Hammond
Operator Name: Jacob Tracy

Location Name: PT-12 **Well Diameter: 2 in** **Casing Type: PVC** **Screen Length: 10 ft** **Top of Screen: 17.3 ft** **Total Depth: 27.3 ft** **Initial Depth to Water: 13.23 ft**	**Pump Type: Peristaltic** **Tubing Type: Poly** **Pump Intake From TOC: 22.3 ft** **Estimated Total Volume Pumped: 7 liter** **Flow Cell Volume: 90 ml** **Final Flow Rate: 200 ml/min** **Final Draw Down: 0.04 ft**	**Instrument Used: Aqua TROLL 400** **Serial Number: 883553**

Test Notes:
Full App. III and IV and Major Ions. Fe = 0 mg/L Fe2+ = 0 mg/L.

Weather Conditions:
Sunny, 75F.

Low-Flow Readings:

Date Time	Elapsed Time	pH	Temperature	Specific Conductivity	RDO Concentration	Turbidity	ORP	Depth to Water	Flow
		+/- 0.1	+/- 0.5	+/- 5 %	+/- 0.2	+/- 10	+/- 1	+/- 0.3	
9/4/2024 2:56 PM	00:00	6.61 pH	23.08 °C	655.25 µS/cm	0.38 mg/L		81.3 mV	13.23 ft	200.00 ml/min
9/4/2024 2:57 PM	01:45	6.65 pH	22.35 °C	665.88 µS/cm	0.28 mg/L	11.10 NTU	70.6 mV	13.27 ft	200.00 ml/min
9/4/2024 3:02 PM	06:45	6.77 pH	22.31 °C	675.15 µS/cm	0.12 mg/L	7.89 NTU	46.8 mV	13.27 ft	200.00 ml/min
9/4/2024 3:07 PM	11:45	6.87 pH	22.13 °C	677.59 µS/cm	0.05 mg/L	6.25 NTU	45.2 mV	13.27 ft	200.00 ml/min
9/4/2024 3:12 PM	16:45	6.88 pH	22.32 °C	672.96 µS/cm	0.03 mg/L	7.07 NTU	42.5 mV	13.27 ft	200.00 ml/min
9/4/2024 3:17 PM	21:45	6.89 pH	22.11 °C	673.11 µS/cm	0.02 mg/L	6.30 NTU	40.1 mV	13.27 ft	200.00 ml/min
9/4/2024 3:22 PM	26:45	6.89 pH	21.69 °C	672.21 µS/cm	0.01 mg/L	5.34 NTU	37.8 mV	13.27 ft	200.00 ml/min
9/4/2024 3:27 PM	31:45	6.88 pH	21.94 °C	669.56 µS/cm	0.01 mg/L	4.42 NTU	37.1 mV	13.27 ft	200.00 ml/min

Samples

Sample ID:	Description:
HAM-PT-12	Grab.

Low-Flow Test Report:

Created using VuSitu from In-Situ, Inc.

Test Date / Time: 9/4/2024 3:28:31 PM
Project: GP Plant Hammond
Operator Name: Jamie Newsome

Location Name: PT-13 **Well Diameter: 2 in** **Casing Type: PVC** **Screen Length: 10 ft** **Top of Screen: 35.3 ft** **Total Depth: 45.3 ft** **Initial Depth to Water: 26.17 ft**	**Pump Type: Bladder** **Tubing Type: Poly** **Pump Intake From TOC: 40.30 ft** **Estimated Total Volume Pumped: 7 liter** **Flow Cell Volume: 90 ml** **Final Flow Rate: 200 ml/min** **Final Draw Down: 0 ft**	**Instrument Used: Aqua TROLL 400** **Serial Number: 843593**

Test Notes:
Full App. III and IV and Major Ions. Fe = 6.0 mg/L, Fe2+ = 5.5 mg/L.

Weather Conditions:
Sunny, 95F.

Low-Flow Readings:

Date Time	Elapsed Time	pH	Temperature	Specific Conductivity	RDO Concentration	Turbidity	ORP	Depth to Water	Flow
		+/- 0.1	+/- 0.5	+/- 5 %	+/- 0.2	+/- 10	+/- 10	+/- 5	
9/4/2024 3:28 PM	00:00	6.93 pH	21.85 °C	754.28 µS/cm	0.43 mg/L	27.10 NTU	-97.1 mV	26.17 ft	200.00 ml/min
9/4/2024 3:33 PM	05:00	6.88 pH	21.33 °C	766.33 µS/cm	0.22 mg/L	28.90 NTU	-93.2 mV	26.17 ft	200.00 ml/min
9/4/2024 3:38 PM	10:00	6.88 pH	20.66 °C	767.74 µS/cm	0.15 mg/L	16.00 NTU	-96.9 mV	26.17 ft	200.00 ml/min
9/4/2024 3:43 PM	15:00	6.87 pH	20.60 °C	771.05 µS/cm	0.12 mg/L	12.10 NTU	-97.5 mV	26.17 ft	200.00 ml/min
9/4/2024 3:48 PM	20:00	6.86 pH	20.75 °C	766.86 µS/cm	0.10 mg/L	11.70 NTU	-95.0 mV	26.17 ft	200.00 ml/min
9/4/2024 3:53 PM	25:00	6.85 pH	20.75 °C	769.54 µS/cm	0.08 mg/L	11.05 NTU	-97.3 mV	26.17 ft	200.00 ml/min
9/4/2024 3:58 PM	30:00	6.83 pH	20.80 °C	768.27 µS/cm	0.08 mg/L	7.51 NTU	-96.3 mV	26.17 ft	200.00 ml/min
9/4/2024 4:03 PM	35:00	6.82 pH	20.77 °C	765.04 µS/cm	0.06 mg/L	4.65 NTU	-95.5 mV	26.17 ft	200.00 ml/min

Samples

Sample ID:	Description:
HAM-PT-13	Grab.

Created using VuSitu from In-Situ, Inc.

Low-Flow Test Report:

Test Date / Time: 9/5/2024 11:05:17 AM
Project: GP Plant Hammond
Operator Name: Jacob Tracy

Location Name: PT-14 **Well Diameter: 2 in** **Casing Type: PVC** **Screen Length: 10 ft** **Top of Screen: 35.3 ft** **Total Depth: 45.3 ft** **Initial Depth to Water: 25.98 ft**	**Pump Type: Bladder** **Tubing Type: Poly** **Pump Intake From TOC: 40.3 ft** **Estimated Total Volume Pumped: 7 liter** **Flow Cell Volume: 90 ml** **Final Flow Rate: 200 ml/min** **Final Draw Down: 0 ft**	**Instrument Used: Aqua TROLL 400** **Serial Number: 883553**

Test Notes:
Full App. III and IV and Major Ions. Fe = 6.0 mg/L Fe2+ = 6.4 mg/L.

Weather Conditions:
Sunny, 95F.

Low-Flow Readings:

Date Time	Elapsed Time	pH	Temperature	Specific Conductivity	RDO Concentration	Turbidity	ORP	Depth to Water	Flow
		+/- 0.1	+/- 0.5	+/- 5 %	+/- 0.2	+/- 10	+/- 1	+/- 0.3	
9/5/2024 11:05 AM	00:00	7.01 pH	20.67 °C	824.57 µS/cm	0.16 mg/L	7.71 NTU	-67.8 mV	25.98 ft	200.00 ml/min
9/5/2024 11:10 AM	05:00	6.97 pH	20.56 °C	826.38 µS/cm	0.12 mg/L	7.32 NTU	-69.4 mV	25.98 ft	200.00 ml/min
9/5/2024 11:15 AM	10:00	6.99 pH	20.46 °C	826.22 µS/cm	0.09 mg/L	4.68 NTU	-66.8 mV	25.98 ft	200.00 ml/min
9/5/2024 11:20 AM	15:00	6.98 pH	20.53 °C	827.41 µS/cm	0.07 mg/L	2.23 NTU	-71.6 mV	25.98 ft	200.00 ml/min
9/5/2024 11:25 AM	20:00	6.99 pH	20.57 °C	826.11 µS/cm	0.07 mg/L	2.10 NTU	-72.3 mV	25.98 ft	200.00 ml/min
9/5/2024 11:30 AM	25:00	6.98 pH	20.59 °C	825.88 µS/cm	0.06 mg/L	1.76 NTU	-73.9 mV	25.98 ft	200.00 ml/min
9/5/2024 11:35 AM	30:00	6.99 pH	20.59 °C	826.47 µS/cm	0.05 mg/L	1.70 NTU	-73.9 mV	25.98 ft	200.00 ml/min

Samples

Sample ID:	Description:
HAM-PT-14	Grab.

Low-Flow Test Report:

Test Date / Time: 9/4/2024 3:28:31 PM
Project: GP Plant Hammond
Operator Name: Jamie Newsome

Location Name: PT-15 **Well Diameter: 2 in** **Casing Type: PVC** **Screen Length: 10 ft** **Top of Screen: 35.3 ft** **Total Depth: 45.3 ft** **Initial Depth to Water: 25.82 ft**	**Pump Type: Bladder** **Tubing Type: Poly** **Pump Intake From TOC: 40.30 ft** **Estimated Total Volume Pumped: 8 liter** **Flow Cell Volume: 90 ml** **Final Flow Rate: 200 ml/min** **Final Draw Down: 0 ft**	**Instrument Used: Aqua TROLL 400** **Serial Number: 843593**

Test Notes:
Full App. III and IV and Major Ions. Fe = 4.5 mg/L, Fe2+ = 2.0 mg/L.

Weather Conditions:
Sunny, 95F.

Low-Flow Readings:

Date Time	Elapsed Time	pH	Temperature	Specific Conductivity	RDO Concentration	Turbidity	ORP	Depth to Water	Flow
		+/- 0.1	+/- 0.5	+/- 5 %	+/- 0.2	+/- 10	+/- 10	+/- 5	
9/4/2024 3:28 PM	00:00	6.93 pH	21.85 °C	754.28 µS/cm	0.43 mg/L	27.10 NTU	-97.1 mV	25.82 ft	200.00 ml/min
9/4/2024 3:33 PM	05:00	6.88 pH	21.33 °C	766.33 µS/cm	0.22 mg/L	28.90 NTU	-93.2 mV	25.82 ft	200.00 ml/min
9/4/2024 3:38 PM	10:00	6.88 pH	20.66 °C	767.74 µS/cm	0.15 mg/L	16.00 NTU	-96.9 mV	25.82 ft	200.00 ml/min
9/4/2024 3:43 PM	15:00	6.87 pH	20.60 °C	771.05 µS/cm	0.12 mg/L	12.10 NTU	-97.5 mV	25.82 ft	200.00 ml/min
9/4/2024 3:48 PM	20:00	6.86 pH	20.75 °C	766.86 µS/cm	0.10 mg/L	11.70 NTU	-95.0 mV	25.82 ft	200.00 ml/min
9/4/2024 3:53 PM	25:00	6.85 pH	20.75 °C	769.54 µS/cm	0.08 mg/L	11.05 NTU	-97.3 mV	25.82 ft	200.00 ml/min
9/4/2024 3:58 PM	30:00	6.83 pH	20.80 °C	768.27 µS/cm	0.08 mg/L	7.51 NTU	-96.3 mV	25.82 ft	200.00 ml/min
9/4/2024 4:03 PM	35:00	6.82 pH	20.77 °C	765.04 µS/cm	0.06 mg/L	4.65 NTU	-95.5 mV	25.82 ft	200.00 ml/min

Samples

Sample ID:	Description:
HAM-PT-15	Grab.

Low-Flow Test Report:

Test Date / Time: 9/24/2024 3:50:23 PM
Project: GP-Plant Hammond
Operator Name: Jacob Tracy

Location Name: PT-07 **Well Diameter: 2 in** **Casing Type: PVC** **Screen Length: 10 ft** **Top of Screen: 38 ft** **Total Depth: 48.0 ft** **Initial Depth to Water: 27.29 ft**	**Pump Type: Bladder** **Tubing Type: Polyethylene** **Pump Intake From TOC: 43.0 ft** **Estimated Total Volume Pumped: 7 liter** **Flow Cell Volume: 90 ml** **Final Flow Rate: 200 ml/min** **Final Draw Down: 0.06 ft**	**Instrument Used: Aqua TROLL 400** **Serial Number: 1082822**

Test Notes:
Appendix III & IV + Total Arsenic.

Low-Flow Readings:

Date Time	Elapsed Time	pH	Temperature	Specific Conductivity	RDO Concentration	Turbidity	ORP	Depth to Water	Flow
		+/- 0.1	+/- 0.5	+/- 5 %	+/- 0.2	+/- 5	+/- 1	+/- 0.3	
9/24/2024 3:50 PM	00:00	6.63 pH	25.86 °C	746.48 µS/cm	0.55 mg/L	8.85 NTU	11.0 mV	27.32 ft	200.00 ml/min
9/24/2024 3:55 PM	05:00	6.61 pH	22.98 °C	740.14 µS/cm	0.54 mg/L	7.15 NTU	14.3 mV	27.35 ft	200.00 ml/min
9/24/2024 4:00 PM	10:00	6.61 pH	22.29 °C	738.24 µS/cm	0.39 mg/L	2.96 NTU	17.7 mV	27.35 ft	200.00 ml/min
9/24/2024 4:05 PM	15:00	6.61 pH	22.17 °C	731.94 µS/cm	0.33 mg/L	2.42 NTU	16.2 mV	27.35 ft	200.00 ml/min
9/24/2024 4:10 PM	20:00	6.61 pH	22.18 °C	724.28 µS/cm	0.31 mg/L	1.58 NTU	17.9 mV	27.35 ft	200.00 ml/min
9/24/2024 4:15 PM	25:00	6.61 pH	22.14 °C	719.88 µS/cm	0.29 mg/L	1.06 NTU	21.7 mV	27.35 ft	200.00 ml/min
9/24/2024 4:20 PM	30:00	6.61 pH	22.16 °C	716.65 µS/cm	0.28 mg/L	0.54 NTU	18.7 mV	27.35 ft	200.00 ml/min

Samples

Sample ID:	Description:
HAM-PT-07	Grab.

Low-Flow Test Report:

Test Date / Time: 9/24/2024 12:31:28 PM
Project: GP-Plant Hammond
Operator Name: Zain W.

Location Name: PT-08 **Well Diameter: 2 in** **Casing Type: PVC** **Screen Length: 10 ft** **Top of Screen: 32.2 ft** **Total Depth: 42.2 ft** **Initial Depth to Water: 26.39 ft**	**Pump Type: Bladder** **Tubing Type: Polyethylene** **Pump Intake From TOC: 37.2 ft** **Estimated Total Volume Pumped: 18 liter** **Flow Cell Volume: 90 ml** **Final Flow Rate: 150 ml/min** **Final Draw Down: 0 ft**	**Instrument Used: Aqua TROLL 400** **Serial Number: 1120055**

Test Notes:
Appendix III & IV + Total Arsenic.

Weather Conditions:
Sunny, 90 degrees F.

Low-Flow Readings:

Date Time	Elapsed Time	pH	Temperature	Specific Conductivity	RDO Concentration	Turbidity	ORP	Depth to Water	Flow
		+/- 0.1	+/- 0.5	+/- 5 %	+/- 0.2	+/- 5	+/- 10	+/- 0.3	
9/24/2024 12:31 PM	00:00	6.56 pH	22.52 °C	561.58 µS/cm	6.35 mg/L	103.00 NTU	134.0 mV	26.39 ft	150.00 ml/min
9/24/2024 12:36 PM	05:00	6.59 pH	21.91 °C	593.88 µS/cm	5.62 mg/L	106.00 NTU	54.5 mV	26.39 ft	150.00 ml/min
9/24/2024 12:41 PM	10:00	6.62 pH	21.73 °C	621.77 µS/cm	4.82 mg/L	98.90 NTU	59.9 mV	26.39 ft	150.00 ml/min
9/24/2024 12:46 PM	15:00	6.62 pH	21.73 °C	631.63 µS/cm	4.28 mg/L	97.40 NTU	41.5 mV	26.39 ft	150.00 ml/min
9/24/2024 12:51 PM	20:00	6.61 pH	21.76 °C	638.19 µS/cm	4.08 mg/L	96.00 NTU	36.5 mV	26.39 ft	150.00 ml/min
9/24/2024 12:56 PM	25:00	6.61 pH	21.73 °C	629.27 µS/cm	3.74 mg/L	79.40 NTU	34.9 mV	26.39 ft	150.00 ml/min
9/24/2024 1:01 PM	30:00	6.59 pH	21.73 °C	612.98 µS/cm	3.52 mg/L	47.60 NTU	37.1 mV	26.39 ft	150.00 ml/min
9/24/2024 1:06 PM	35:00	6.60 pH	21.65 °C	620.24 µS/cm	3.30 mg/L	41.60 NTU	30.5 mV	26.39 ft	150.00 ml/min
9/24/2024 1:11 PM	40:00	6.61 pH	21.78 °C	620.52 µS/cm	3.23 mg/L	30.90 NTU	30.3 mV	26.39 ft	150.00 ml/min
9/24/2024 1:16 PM	45:00	6.59 pH	21.70 °C	603.25 µS/cm	3.13 mg/L	28.10 NTU	34.6 mV	26.39 ft	150.00 ml/min
9/24/2024 1:21 PM	50:00	6.59 pH	21.74 °C	596.56 µS/cm	3.07 mg/L	22.30 NTU	36.4 mV	26.39 ft	150.00 ml/min
9/24/2024 1:26 PM	55:00	6.58 pH	21.87 °C	599.55 µS/cm	2.98 mg/L	19.70 NTU	38.2 mV	26.39 ft	150.00 ml/min
9/24/2024 1:31 PM	01:00:00	6.58 pH	21.91 °C	601.28 µS/cm	2.68 mg/L	16.60 NTU	37.2 mV	26.39 ft	150.00 ml/min

9/24/2024 1:36 PM	01:05:00	6.56 pH	21.87 °C	580.77 µS/cm	2.36 mg/L	14.80 NTU	37.5 mV	26.39 ft	150.00 ml/min
9/24/2024 1:41 PM	01:10:00	6.55 pH	21.85 °C	586.71 µS/cm	2.33 mg/L	11.50 NTU	39.1 mV	26.39 ft	150.00 ml/min
9/24/2024 1:46 PM	01:15:00	6.55 pH	21.93 °C	586.59 µS/cm	2.25 mg/L	9.64 NTU	37.1 mV	26.39 ft	150.00 ml/min
9/24/2024 1:51 PM	01:20:00	6.54 pH	22.07 °C	587.16 µS/cm	2.23 mg/L	8.52 NTU	37.8 mV	26.39 ft	150.00 ml/min
9/24/2024 1:56 PM	01:25:00	6.54 pH	22.09 °C	571.63 µS/cm	2.23 mg/L	8.00 NTU	37.0 mV	26.39 ft	150.00 ml/min
9/24/2024 2:01 PM	01:30:00	6.53 pH	22.09 °C	570.35 µS/cm	2.21 mg/L	7.38 NTU	40.7 mV	26.39 ft	150.00 ml/min
9/24/2024 2:06 PM	01:35:00	6.52 pH	22.13 °C	559.35 µS/cm	2.22 mg/L	6.26 NTU	37.5 mV	26.39 ft	150.00 ml/min
9/24/2024 2:11 PM	01:40:00	6.52 pH	22.21 °C	567.63 µS/cm	2.19 mg/L	6.31 NTU	41.8 mV	26.39 ft	150.00 ml/min
9/24/2024 2:16 PM	01:45:00	6.51 pH	22.10 °C	569.23 µS/cm	2.21 mg/L	5.51 NTU	37.9 mV	26.39 ft	150.00 ml/min
9/24/2024 2:21 PM	01:50:00	6.51 pH	22.14 °C	575.80 µS/cm	2.20 mg/L	5.33 NTU	37.7 mV	26.39 ft	150.00 ml/min
9/24/2024 2:26 PM	01:55:00	6.50 pH	22.19 °C	587.82 µS/cm	2.16 mg/L	4.25 NTU	37.1 mV	26.39 ft	150.00 ml/min

Samples

Sample ID:	Description:
HAM-PT-08	Grab.

Low-Flow Test Report:

Test Date / Time: 9/25/2024 9:10:58 AM
Project: GP-Plant Hammond
Operator Name: Jacob Tracy

Location Name: PT-09 **Well Diameter: 2 in** **Casing Type: PVC** **Screen Length: 10 ft** **Top of Screen: 17.45 ft** **Total Depth: 27.45 ft** **Initial Depth to Water: 16.89 ft**	**Pump Type: Peristaltic** **Tubing Type: Polyethylene** **Pump Intake From TOC: 22.45 ft** **Estimated Total Volume Pumped: 40 liter** **Flow Cell Volume: 90 ml** **Final Flow Rate: 200 ml/min** **Final Draw Down: 0.02 ft**	**Instrument Used: Aqua TROLL 400** **Serial Number: 1082822**

Test Notes:
Appendix III & IV + Total Arsenic.

Low-Flow Readings:

Date Time	Elapsed Time	pH	Temperature	Specific Conductivity	RDO Concentration	Turbidity	ORP	Depth to Water	Flow
		+/- 0.1	+/- 0.5	+/- 5 %	+/- 0.2	+/- 5	+/- 1	+/- 0.3	
9/25/2024 9:10 AM	00:00	6.44 pH	21.01 °C	729.49 µS/cm	1.42 mg/L	++++	38.0 mV	16.91 ft	200.00 ml/min
9/25/2024 9:15 AM	05:00	6.53 pH	20.92 °C	726.11 µS/cm	1.03 mg/L	++++	29.0 mV	16.91 ft	200.00 ml/min
9/25/2024 9:20 AM	10:00	6.66 pH	20.83 °C	744.45 µS/cm	1.00 mg/L	++++	30.8 mV	16.91 ft	200.00 ml/min
9/25/2024 9:25 AM	15:00	6.68 pH	20.79 °C	744.74 µS/cm	0.99 mg/L	++++	40.6 mV	16.91 ft	200.00 ml/min
9/25/2024 9:30 AM	20:00	6.68 pH	20.83 °C	743.09 µS/cm	0.98 mg/L	++++	40.6 mV	16.91 ft	200.00 ml/min
9/25/2024 9:35 AM	25:00	6.67 pH	20.82 °C	742.14 µS/cm	0.91 mg/L	++++	40.7 mV	16.91 ft	200.00 ml/min
9/25/2024 9:40 AM	30:00	6.67 pH	20.83 °C	738.57 µS/cm	0.92 mg/L	++++	42.4 mV	16.91 ft	200.00 ml/min
9/25/2024 9:45 AM	35:00	6.67 pH	20.87 °C	738.04 µS/cm	0.92 mg/L	++++	42.2 mV	16.91 ft	200.00 ml/min
9/25/2024 9:50 AM	40:00	6.65 pH	20.83 °C	732.04 µS/cm	0.94 mg/L	++++	43.4 mV	16.91 ft	200.00 ml/min
9/25/2024 9:55 AM	45:00	6.66 pH	20.78 °C	736.60 µS/cm	0.93 mg/L	++++	43.2 mV	16.91 ft	200.00 ml/min
9/25/2024 10:00 AM	50:00	6.66 pH	20.70 °C	737.57 µS/cm	0.96 mg/L	++++	43.4 mV	16.91 ft	200.00 ml/min
9/25/2024 10:05 AM	55:00	6.67 pH	20.67 °C	745.78 µS/cm	0.90 mg/L	++++	42.9 mV	16.91 ft	200.00 ml/min
9/25/2024 10:10 AM	01:00:00	6.66 pH	20.65 °C	742.05 µS/cm	0.97 mg/L	++++	43.2 mV	16.91 ft	200.00 ml/min
9/25/2024 10:15 AM	01:05:00	6.65 pH	20.59 °C	737.57 µS/cm	0.98 mg/L	++++	42.7 mV	16.91 ft	200.00 ml/min
9/25/2024 10:20 AM	01:10:00	6.65 pH	20.51 °C	732.59 µS/cm	0.96 mg/L	++++	46.1 mV	16.91 ft	200.00 ml/min

9/25/2024 10:25 AM	01:15:00	6.65 pH	20.51 °C	733.25 µS/cm	1.03 mg/L	90.60 NTU	43.6 mV	16.91 ft	200.00 ml/min
9/25/2024 10:30 AM	01:20:00	6.65 pH	20.49 °C	733.97 µS/cm	1.09 mg/L	84.60 NTU	45.6 mV	16.91 ft	200.00 ml/min
9/25/2024 10:35 AM	01:25:00	6.65 pH	20.48 °C	736.69 µS/cm	0.95 mg/L	79.70 NTU	43.9 mV	16.91 ft	200.00 ml/min
9/25/2024 10:40 AM	01:30:00	6.63 pH	20.70 °C	733.57 µS/cm	0.32 mg/L	72.10 NTU	41.9 mV	16.91 ft	200.00 ml/min
9/25/2024 10:45 AM	01:35:00	6.63 pH	20.74 °C	731.03 µS/cm	0.32 mg/L	--	39.0 mV	16.91 ft	200.00 ml/min
9/25/2024 10:50 AM	01:40:00	6.65 pH	20.78 °C	731.78 µS/cm	0.31 mg/L	--	36.1 mV	16.91 ft	200.00 ml/min
9/25/2024 10:55 AM	01:45:00	6.64 pH	20.71 °C	731.12 µS/cm	0.29 mg/L	--	35.7 mV	16.91 ft	200.00 ml/min
9/25/2024 11:00 AM	01:50:00	6.65 pH	20.67 °C	736.52 µS/cm	0.79 mg/L	--	42.9 mV	16.91 ft	200.00 ml/min
9/25/2024 11:05 AM	01:55:00	6.65 pH	20.47 °C	735.22 µS/cm	0.92 mg/L	--	47.4 mV	16.91 ft	200.00 ml/min
9/25/2024 11:10 AM	02:00:00	6.65 pH	20.46 °C	731.89 µS/cm	0.95 mg/L	--	47.1 mV	16.91 ft	200.00 ml/min
9/25/2024 11:15 AM	02:05:00	6.65 pH	20.42 °C	729.54 µS/cm	0.98 mg/L	--	47.5 mV	16.91 ft	200.00 ml/min
9/25/2024 11:20 AM	02:10:00	6.66 pH	20.30 °C	727.55 µS/cm	1.00 mg/L	--	48.4 mV	16.91 ft	200.00 ml/min
9/25/2024 11:25 AM	02:15:00	6.66 pH	20.18 °C	728.21 µS/cm	1.00 mg/L	--	49.1 mV	16.91 ft	200.00 ml/min
9/25/2024 11:30 AM	02:20:00	6.66 pH	20.10 °C	736.01 µS/cm	0.99 mg/L	--	46.9 mV	16.91 ft	200.00 ml/min
9/25/2024 11:35 AM	02:25:00	6.66 pH	20.04 °C	735.66 µS/cm	1.01 mg/L	--	46.7 mV	16.91 ft	200.00 ml/min
9/25/2024 11:40 AM	02:30:00	6.67 pH	20.07 °C	734.50 µS/cm	1.01 mg/L	--	51.0 mV	16.91 ft	200.00 ml/min
9/25/2024 11:45 AM	02:35:00	6.66 pH	20.12 °C	733.96 µS/cm	0.98 mg/L	--	45.6 mV	16.91 ft	200.00 ml/min
9/25/2024 11:50 AM	02:40:00	6.66 pH	20.16 °C	732.14 µS/cm	1.00 mg/L	--	48.9 mV	16.91 ft	200.00 ml/min
9/25/2024 11:55 AM	02:45:00	6.69 pH	20.15 °C	734.20 µS/cm	1.03 mg/L	--	44.1 mV	16.91 ft	200.00 ml/min
9/25/2024 12:00 PM	02:50:00	6.67 pH	20.11 °C	731.54 µS/cm	1.05 mg/L	--	48.1 mV	16.91 ft	200.00 ml/min
9/25/2024 12:05 PM	02:55:00	6.67 pH	20.03 °C	732.48 µS/cm	1.06 mg/L	--	46.2 mV	16.91 ft	200.00 ml/min
9/25/2024 12:10 PM	03:00:00	6.66 pH	20.08 °C	731.53 µS/cm	0.95 mg/L	--	48.5 mV	16.91 ft	200.00 ml/min
9/25/2024 12:15 PM	03:05:00	6.66 pH	20.07 °C	731.94 µS/cm	0.93 mg/L	7.04 NTU	49.3 mV	16.91 ft	200.00 ml/min
9/25/2024 12:20 PM	03:10:00	6.66 pH	20.20 °C	735.33 µS/cm	0.96 mg/L	5.25 NTU	47.2 mV	16.91 ft	200.00 ml/min
9/25/2024 12:25 PM	03:15:00	6.67 pH	20.24 °C	737.13 µS/cm	0.83 mg/L	4.90 NTU	45.2 mV	16.91 ft	200.00 ml/min

Samples

Sample ID:	Description:

HAM-PT-09	Grab.

Low-Flow Test Report:

Test Date / Time: 9/25/2024 8:40:38 AM
Project: GP-Plant Hammond
Operator Name: Zain W.

Location Name: PT-10 **Well Diameter: 2 in** **Casing Type: PVC** **Screen Length: 10 ft** **Top of Screen: 20.45 ft** **Total Depth: 30.45 ft** **Initial Depth to Water: 16.97 ft**	**Pump Type: Peristaltic** **Tubing Type: Polyethylene** **Pump Intake From TOC: 22.4 ft** **Estimated Total Volume Pumped: 16 liter** **Flow Cell Volume: 90 ml** **Final Flow Rate: 200 ml/min** **Final Draw Down: 0.03 ft**	**Instrument Used: Aqua TROLL 400** **Serial Number: 1120055**

Test Notes:
Appendix III & IV + Total Arsenic.

Weather Conditions:
Cloudy, 70 degrees F.

Low-Flow Readings:

Date Time	Elapsed Time	pH	Temperature	Specific Conductivity	RDO Concentration	Turbidity	ORP	Depth to Water	Flow
		+/- 0.1	+/- 0.5	+/- 5 %	+/- 0.2	+/- 5	+/- 10	+/- 0.3	
9/25/2024 8:40 AM	00:00	6.70 pH	19.64 °C	655.29 µS/cm	0.84 mg/L	58.40 NTU	120.6 mV	16.97 ft	200.00 ml/min
9/25/2024 8:45 AM	05:00	6.71 pH	19.56 °C	657.47 µS/cm	0.38 mg/L	45.40 NTU	80.4 mV	16.98 ft	200.00 ml/min
9/25/2024 8:50 AM	10:00	6.72 pH	19.56 °C	657.45 µS/cm	0.81 mg/L	32.30 NTU	84.9 mV	16.99 ft	200.00 ml/min
9/25/2024 8:55 AM	15:00	6.72 pH	19.59 °C	657.37 µS/cm	0.43 mg/L	21.50 NTU	76.7 mV	17.00 ft	200.00 ml/min
9/25/2024 9:00 AM	20:00	6.72 pH	19.51 °C	656.26 µS/cm	0.65 mg/L	20.90 NTU	72.9 mV	17.00 ft	200.00 ml/min
9/25/2024 9:05 AM	25:00	6.74 pH	19.50 °C	655.03 µS/cm	0.31 mg/L	16.40 NTU	70.4 mV	17.00 ft	200.00 ml/min
9/25/2024 9:10 AM	30:00	6.72 pH	19.59 °C	660.92 µS/cm	0.44 mg/L	12.50 NTU	68.8 mV	17.00 ft	200.00 ml/min
9/25/2024 9:15 AM	35:00	6.72 pH	19.64 °C	655.52 µS/cm	0.67 mg/L	11.30 NTU	57.7 mV	17.00 ft	200.00 ml/min
9/25/2024 9:20 AM	40:00	6.71 pH	19.63 °C	631.39 µS/cm	0.51 mg/L	8.76 NTU	68.7 mV	17.00 ft	200.00 ml/min
9/25/2024 9:25 AM	45:00	6.71 pH	19.64 °C	658.29 µS/cm	0.45 mg/L	7.69 NTU	67.8 mV	17.00 ft	200.00 ml/min
9/25/2024 9:30 AM	50:00	6.70 pH	19.65 °C	657.03 µS/cm	0.34 mg/L	5.84 NTU	64.3 mV	17.00 ft	200.00 ml/min
9/25/2024 9:35 AM	55:00	6.70 pH	19.64 °C	660.71 µS/cm	0.46 mg/L	6.15 NTU	61.6 mV	17.00 ft	200.00 ml/min
9/25/2024 9:40 AM	01:00:00	6.69 pH	19.69 °C	644.61 µS/cm	0.24 mg/L	5.63 NTU	60.8 mV	17.00 ft	200.00 ml/min

9/25/2024 9:45 AM	01:05:00	6.69 pH	19.71 °C	666.30 µS/cm	0.28 mg/L	5.29 NTU	59.0 mV	17.00 ft	200.00 ml/min
9/25/2024 9:50 AM	01:10:00	6.68 pH	19.72 °C	660.77 µS/cm	0.25 mg/L	4.43 NTU	58.8 mV	17.00 ft	200.00 ml/min
9/25/2024 9:55 AM	01:15:00	6.69 pH	19.71 °C	661.53 µS/cm	0.38 mg/L	3.46 NTU	51.4 mV	17.00 ft	200.00 ml/min

Samples

Sample ID:	Description:
HAM-PT-10	Grab.

Low-Flow Test Report:

Test Date / Time: 9/25/2024 10:44:42 AM
Project: GP-Plant Hammond
Operator Name: Zain W.

Location Name: PT-11 **Well Diameter: 2 in** **Casing Type: PVC** **Screen Length: 10 ft** **Top of Screen: 16.9 ft** **Total Depth: 26.9 ft** **Initial Depth to Water: 13.47 ft**	**Pump Type: Peristaltic** **Tubing Type: Polyethylene** **Pump Intake From TOC: 21.9 ft** **Estimated Total Volume Pumped: 50 liter** **Flow Cell Volume: 90 ml** **Final Flow Rate: 200 ml/min** **Final Draw Down: 0 ft**	**Instrument Used: Aqua TROLL 400** **Serial Number: 1120055**

Test Notes:
Appendix III & IV + Total Arsenic.

Weather Conditions:
Rain, 70 degrees F.

Low-Flow Readings:

Date Time	Elapsed Time	pH	Temperature	Specific Conductivity	RDO Concentration	Turbidity	ORP	Depth to Water	Flow
		+/- 0.1	+/- 0.5	+/- 5 %	+/- 0.2	+/- 5	+/- 10	+/- 0.3	
9/25/2024 10:44 AM	00:00	6.28 pH	21.11 °C	650.44 µS/cm	1.00 mg/L	--	21.7 mV	13.47 ft	200.00 ml/min
9/25/2024 10:49 AM	05:00	6.22 pH	20.53 °C	646.49 µS/cm	1.23 mg/L	--	19.2 mV	13.47 ft	200.00 ml/min
9/25/2024 10:54 AM	10:00	6.24 pH	20.44 °C	651.08 µS/cm	0.60 mg/L	--	15.1 mV	13.47 ft	200.00 ml/min
9/25/2024 10:59 AM	15:00	6.27 pH	20.40 °C	661.44 µS/cm	0.22 mg/L	--	5.6 mV	13.47 ft	200.00 ml/min
9/25/2024 11:04 AM	20:00	6.30 pH	20.31 °C	664.60 µS/cm	0.24 mg/L	--	2.8 mV	13.47 ft	200.00 ml/min
9/25/2024 11:09 AM	25:00	6.31 pH	20.29 °C	668.72 µS/cm	0.33 mg/L	--	10.8 mV	13.47 ft	200.00 ml/min
9/25/2024 11:14 AM	30:00	6.32 pH	20.26 °C	667.70 µS/cm	0.13 mg/L	--	0.3 mV	13.47 ft	200.00 ml/min
9/25/2024 11:19 AM	35:00	6.33 pH	20.17 °C	665.09 µS/cm	0.11 mg/L	--	8.1 mV	13.47 ft	200.00 ml/min
9/25/2024 11:24 AM	40:00	6.35 pH	20.09 °C	662.85 µS/cm	0.10 mg/L	--	5.6 mV	13.47 ft	200.00 ml/min
9/25/2024 11:29 AM	45:00	6.35 pH	19.95 °C	667.55 µS/cm	0.10 mg/L	--	4.9 mV	13.47 ft	200.00 ml/min
9/25/2024 11:34 AM	50:00	6.37 pH	19.87 °C	670.50 µS/cm	0.20 mg/L	--	-2.0 mV	13.47 ft	200.00 ml/min
9/25/2024 11:39 AM	55:00	6.37 pH	19.94 °C	668.72 µS/cm	0.18 mg/L	--	9.2 mV	13.47 ft	200.00 ml/min
9/25/2024 11:44 AM	01:00:00	6.39 pH	19.91 °C	667.56 µS/cm	0.12 mg/L	--	11.4 mV	13.47 ft	200.00 ml/min

9/25/2024 11:49 AM	01:05:00	6.41 pH	19.93 °C	675.16 µS/cm	0.23 mg/L	--	-4.4 mV	13.47 ft	200.00 ml/min
9/25/2024 11:54 AM	01:10:00	6.42 pH	19.95 °C	673.78 µS/cm	0.13 mg/L	6.44 NTU	7.7 mV	13.47 ft	200.00 ml/min
9/25/2024 11:59 AM	01:15:00	6.42 pH	19.95 °C	674.53 µS/cm	1.10 mg/L	--	0.2 mV	13.47 ft	200.00 ml/min
9/25/2024 12:04 PM	01:20:00	6.43 pH	19.87 °C	681.85 µS/cm	0.23 mg/L	--	-4.4 mV	13.47 ft	200.00 ml/min
9/25/2024 12:09 PM	01:25:00	6.44 pH	19.86 °C	673.53 µS/cm	0.25 mg/L	8.65 NTU	-5.8 mV	13.47 ft	200.00 ml/min
9/25/2024 12:14 PM	01:30:00	6.45 pH	19.86 °C	676.31 µS/cm	0.34 mg/L	--	-9.8 mV	13.47 ft	200.00 ml/min
9/25/2024 12:19 PM	01:35:00	6.46 pH	19.95 °C	675.42 µS/cm	0.12 mg/L	--	1.9 mV	13.47 ft	200.00 ml/min
9/25/2024 12:24 PM	01:40:00	6.47 pH	19.98 °C	673.43 µS/cm	0.11 mg/L	--	-0.5 mV	13.47 ft	200.00 ml/min
9/25/2024 12:29 PM	01:45:00	6.49 pH	19.95 °C	676.43 µS/cm	0.32 mg/L	10.05 NTU	5.3 mV	13.47 ft	200.00 ml/min
9/25/2024 12:34 PM	01:50:00	6.48 pH	19.90 °C	674.84 µS/cm	0.18 mg/L	--	2.3 mV	13.47 ft	200.00 ml/min
9/25/2024 12:39 PM	01:55:00	6.50 pH	19.86 °C	675.11 µS/cm	0.19 mg/L	--	1.7 mV	13.47 ft	200.00 ml/min
9/25/2024 12:44 PM	02:00:00	6.50 pH	19.86 °C	674.70 µS/cm	0.19 mg/L	--	1.2 mV	13.47 ft	200.00 ml/min
9/25/2024 12:49 PM	02:05:00	6.51 pH	19.91 °C	673.97 µS/cm	0.20 mg/L	8.61 NTU	7.0 mV	13.47 ft	200.00 ml/min
9/25/2024 12:54 PM	02:10:00	6.51 pH	19.95 °C	671.88 µS/cm	0.12 mg/L	--	-1.5 mV	13.47 ft	200.00 ml/min
9/25/2024 12:59 PM	02:15:00	6.52 pH	19.95 °C	675.72 µS/cm	0.39 mg/L	--	-11.1 mV	13.47 ft	200.00 ml/min
9/25/2024 1:04 PM	02:20:00	6.53 pH	19.95 °C	672.15 µS/cm	0.13 mg/L	--	-0.3 mV	13.47 ft	200.00 ml/min
9/25/2024 1:09 PM	02:25:00	6.54 pH	20.05 °C	673.90 µS/cm	0.11 mg/L	7.25 NTU	-1.1 mV	13.47 ft	200.00 ml/min
9/25/2024 1:14 PM	02:30:00	6.54 pH	20.08 °C	673.61 µS/cm	0.09 mg/L	--	-4.0 mV	13.47 ft	200.00 ml/min
9/25/2024 1:19 PM	02:35:00	6.56 pH	20.13 °C	675.71 µS/cm	0.09 mg/L	--	-7.6 mV	13.47 ft	200.00 ml/min
9/25/2024 1:24 PM	02:40:00	6.58 pH	20.24 °C	675.52 µS/cm	0.09 mg/L	16.00 NTU	-7.2 mV	13.47 ft	200.00 ml/min
9/25/2024 1:29 PM	02:45:00	6.57 pH	20.40 °C	672.90 µS/cm	0.08 mg/L	14.70 NTU	-9.3 mV	13.47 ft	200.00 ml/min
9/25/2024 1:34 PM	02:50:00	6.58 pH	20.35 °C	675.11 µS/cm	0.09 mg/L	14.10 NTU	-8.5 mV	13.47 ft	200.00 ml/min
9/25/2024 1:39 PM	02:55:00	6.58 pH	20.40 °C	670.22 µS/cm	0.08 mg/L	14.80 NTU	-9.5 mV	13.47 ft	200.00 ml/min
9/25/2024 1:44 PM	03:00:00	6.59 pH	20.57 °C	670.85 µS/cm	0.08 mg/L	--	-11.0 mV	13.47 ft	200.00 ml/min
9/25/2024 1:49 PM	03:05:00	6.60 pH	20.61 °C	667.36 µS/cm	0.07 mg/L	--	-12.0 mV	13.47 ft	200.00 ml/min
9/25/2024 1:54 PM	03:10:00	6.60 pH	20.55 °C	666.06 µS/cm	0.07 mg/L	21.20 NTU	-12.7 mV	13.47 ft	200.00 ml/min
9/25/2024 1:59 PM	03:15:00	6.60 pH	20.42 °C	671.08 µS/cm	0.08 mg/L	--	-12.3 mV	13.47 ft	200.00 ml/min
9/25/2024 2:04 PM	03:20:00	6.63 pH	20.30 °C	674.16 µS/cm	0.08 mg/L	19.70 NTU	-12.6 mV	13.47 ft	200.00 ml/min
9/25/2024 2:09 PM	03:25:00	6.63 pH	20.22 °C	671.84 µS/cm	0.08 mg/L	--	-12.7 mV	13.47 ft	200.00 ml/min

9/25/2024 2:14 PM	03:30:00	6.63 pH	20.24 °C	670.00 µS/cm	0.08 mg/L	--	-13.4 mV	13.47 ft	200.00 ml/min
9/25/2024 2:19 PM	03:35:00	6.63 pH	20.29 °C	676.26 µS/cm	0.08 mg/L	12.40 NTU	-13.7 mV	13.47 ft	200.00 ml/min
9/25/2024 2:24 PM	03:40:00	6.63 pH	20.26 °C	675.48 µS/cm	0.07 mg/L	--	-13.7 mV	13.47 ft	200.00 ml/min
9/25/2024 2:29 PM	03:45:00	6.63 pH	20.30 °C	672.34 µS/cm	0.08 mg/L	9.44 NTU	-13.6 mV	13.47 ft	200.00 ml/min
9/25/2024 2:34 PM	03:50:00	6.62 pH	20.21 °C	669.17 µS/cm	0.08 mg/L	--	-14.0 mV	13.47 ft	200.00 ml/min
9/25/2024 2:39 PM	03:55:00	6.63 pH	20.08 °C	670.83 µS/cm	0.08 mg/L	5.87 NTU	-14.4 mV	13.47 ft	200.00 ml/min
9/25/2024 2:44 PM	04:00:00	6.63 pH	20.08 °C	673.42 µS/cm	0.08 mg/L	5.13 NTU	-14.3 mV	13.47 ft	200.00 ml/min
9/25/2024 2:49 PM	04:05:00	6.63 pH	20.04 °C	676.04 µS/cm	0.07 mg/L	4.97 NTU	-13.5 mV	13.47 ft	200.00 ml/min

Samples

Sample ID:	Description:
HAM-PT-11	Grab.

Low-Flow Test Report:

Test Date / Time: 9/25/2024 2:10:11 PM
Project: GP-Plant Hammond
Operator Name: Jacob Tracy

Location Name: PT-12 **Well Diameter: 2 in** **Casing Type: PVC** **Screen Length: 10 ft** **Top of Screen: 17.3 ft** **Total Depth: 27.3 ft** **Initial Depth to Water: 13.33 ft**	**Pump Type: Peristaltic** **Tubing Type: Polyethylene** **Pump Intake From TOC: 22.3 ft** **Estimated Total Volume Pumped: 33 liter** **Flow Cell Volume: 90 ml** **Final Flow Rate: 200 ml/min** **Final Draw Down: 0.01 ft**	**Instrument Used: Aqua TROLL 400** **Serial Number: 1082822**

Test Notes:
Appendix III & IV + Total Arsenic.

Weather Conditions:
Cloudy, 70 degrees F.

Low-Flow Readings:

Date Time	Elapsed Time	pH	Temperature	Specific Conductivity	RDO Concentration	Turbidity	ORP	Depth to Water	Flow
		+/- 0.1	+/- 0.5	+/- 5 %	+/- 0.2	+/- 5	+/- 1	+/- 0.3	
9/25/2024 2:10 PM	00:00	6.53 pH	20.36 °C	703.51 µS/cm	0.95 mg/L	++++	92.6 mV	13.36 ft	200.00 ml/min
9/25/2024 2:15 PM	05:00	6.55 pH	20.50 °C	709.20 µS/cm	0.97 mg/L	++++	100.0 mV	13.34 ft	200.00 ml/min
9/25/2024 2:20 PM	10:00	6.57 pH	20.53 °C	708.32 µS/cm	0.95 mg/L	++++	83.2 mV	13.34 ft	200.00 ml/min
9/25/2024 2:25 PM	15:00	6.56 pH	20.44 °C	704.57 µS/cm	0.98 mg/L	++++	82.9 mV	13.34 ft	200.00 ml/min
9/25/2024 2:30 PM	20:00	6.57 pH	20.47 °C	703.04 µS/cm	0.97 mg/L	++++	81.9 mV	13.34 ft	200.00 ml/min
9/25/2024 2:35 PM	25:00	6.57 pH	20.36 °C	705.01 µS/cm	0.95 mg/L	++++	81.3 mV	13.34 ft	200.00 ml/min
9/25/2024 2:40 PM	30:00	6.57 pH	20.31 °C	706.76 µS/cm	0.86 mg/L	++++	81.3 mV	13.34 ft	200.00 ml/min
9/25/2024 2:45 PM	35:00	6.55 pH	20.29 °C	706.85 µS/cm	0.89 mg/L	++++	81.8 mV	13.34 ft	200.00 ml/min
9/25/2024 2:50 PM	40:00	6.56 pH	20.22 °C	707.53 µS/cm	0.87 mg/L	108.00 NTU	80.7 mV	13.34 ft	200.00 ml/min
9/25/2024 2:55 PM	45:00	6.56 pH	20.20 °C	705.69 µS/cm	0.87 mg/L	102.00 NTU	80.6 mV	13.34 ft	200.00 ml/min
9/25/2024 3:00 PM	50:00	6.56 pH	20.23 °C	706.99 µS/cm	0.88 mg/L	96.00 NTU	79.5 mV	13.34 ft	200.00 ml/min
9/25/2024 3:05 PM	55:00	6.57 pH	20.31 °C	707.51 µS/cm	0.85 mg/L	88.00 NTU	79.7 mV	13.34 ft	200.00 ml/min
9/25/2024 3:10 PM	01:00:00	6.56 pH	20.42 °C	717.94 µS/cm	0.88 mg/L	82.50 NTU	92.6 mV	13.34 ft	200.00 ml/min

9/25/2024 3:15 PM	01:05:00	6.54 pH	20.20 °C	716.26 µS/cm	0.87 mg/L	64.30 NTU	79.5 mV	13.34 ft	200.00 ml/min
9/25/2024 3:20 PM	01:10:00	6.53 pH	20.15 °C	715.21 µS/cm	0.85 mg/L	59.60 NTU	80.0 mV	13.34 ft	200.00 ml/min
9/25/2024 3:25 PM	01:15:00	6.52 pH	20.11 °C	715.14 µS/cm	0.85 mg/L	58.20 NTU	80.2 mV	13.34 ft	200.00 ml/min
9/25/2024 3:30 PM	01:20:00	6.54 pH	20.20 °C	715.34 µS/cm	0.86 mg/L	48.30 NTU	78.8 mV	13.34 ft	200.00 ml/min
9/25/2024 3:35 PM	01:25:00	6.56 pH	20.24 °C	713.10 µS/cm	0.87 mg/L	42.40 NTU	78.2 mV	13.34 ft	200.00 ml/min
9/25/2024 3:40 PM	01:30:00	6.54 pH	20.31 °C	712.09 µS/cm	0.86 mg/L	38.40 NTU	77.9 mV	13.34 ft	200.00 ml/min
9/25/2024 3:45 PM	01:35:00	6.50 pH	20.21 °C	712.07 µS/cm	0.85 mg/L	36.60 NTU	78.2 mV	13.34 ft	200.00 ml/min
9/25/2024 3:50 PM	01:40:00	6.50 pH	20.09 °C	711.55 µS/cm	0.85 mg/L	34.40 NTU	79.2 mV	13.34 ft	200.00 ml/min
9/25/2024 3:55 PM	01:45:00	6.50 pH	20.01 °C	711.47 µS/cm	0.83 mg/L	29.50 NTU	79.3 mV	13.34 ft	200.00 ml/min
9/25/2024 4:00 PM	01:50:00	6.50 pH	19.96 °C	708.67 µS/cm	0.83 mg/L	24.30 NTU	91.1 mV	13.34 ft	200.00 ml/min
9/25/2024 4:05 PM	01:55:00	6.50 pH	19.95 °C	708.62 µS/cm	0.85 mg/L	22.00 NTU	79.1 mV	13.34 ft	200.00 ml/min
9/25/2024 4:10 PM	02:00:00	6.48 pH	19.88 °C	710.06 µS/cm	0.78 mg/L	21.90 NTU	79.5 mV	13.34 ft	200.00 ml/min
9/25/2024 4:15 PM	02:05:00	6.51 pH	19.92 °C	711.27 µS/cm	0.88 mg/L	16.50 NTU	77.6 mV	13.34 ft	200.00 ml/min
9/25/2024 4:20 PM	02:10:00	6.50 pH	19.90 °C	705.19 µS/cm	0.90 mg/L	14.70 NTU	78.0 mV	13.34 ft	200.00 ml/min
9/25/2024 4:25 PM	02:15:00	6.50 pH	19.89 °C	703.85 µS/cm	0.90 mg/L	12.00 NTU	77.8 mV	13.34 ft	200.00 ml/min
9/25/2024 4:30 PM	02:20:00	6.49 pH	19.94 °C	705.11 µS/cm	0.91 mg/L	9.90 NTU	78.0 mV	13.34 ft	200.00 ml/min
9/25/2024 4:35 PM	02:25:00	6.52 pH	19.94 °C	707.28 µS/cm	0.90 mg/L	7.47 NTU	77.4 mV	13.34 ft	200.00 ml/min
9/25/2024 4:40 PM	02:30:00	6.50 pH	19.93 °C	702.63 µS/cm	0.90 mg/L	6.98 NTU	78.0 mV	13.34 ft	200.00 ml/min
9/25/2024 4:45 PM	02:35:00	6.47 pH	19.97 °C	702.94 µS/cm	0.88 mg/L	5.88 NTU	79.5 mV	13.34 ft	200.00 ml/min
9/25/2024 4:50 PM	02:40:00	6.51 pH	19.99 °C	709.24 µS/cm	0.86 mg/L	4.72 NTU	76.6 mV	13.34 ft	200.00 ml/min

Samples

Sample ID:	Description:
HAM-PT-12	Grab.

Low-Flow Test Report:

Test Date / Time: 9/24/2024 9:25:04 AM
Project: GP-Plant Hammond
Operator Name: Jacob Tracy

Location Name: PT-13 **Well Diameter: 2 in** **Casing Type: PVC** **Screen Length: 10 ft** **Top of Screen: 35.3 ft** **Total Depth: 45.3 ft** **Initial Depth to Water: 26.14 ft**	**Pump Type: Bladder** **Tubing Type: Polyethylene** **Pump Intake From TOC: 40.3 ft** **Estimated Total Volume Pumped: 37 liter** **Flow Cell Volume: 90 ml** **Final Flow Rate: 200 ml/min** **Final Draw Down: 0.08 ft**	**Instrument Used: Aqua TROLL 400** **Serial Number: 1082822**

Test Notes:
Appendix III & IV + Total Arsenic.

Weather Conditions:
Cloudy, 70 degrees F.

Low-Flow Readings:

Date Time	Elapsed Time	pH	Temperature	Specific Conductivity	RDO Concentration	Turbidity	ORP	Depth to Water	Flow
		+/- 0.1	+/- 0.5	+/- 5 %	+/- 0.2	+/- 5	+/- 1	+/- 0.3	
9/24/2024 9:25 AM	00:00	6.56 pH	20.78 °C	675.79 µS/cm	1.23 mg/L	++++	26.9 mV	26.19 ft	200.00 ml/min
9/24/2024 9:30 AM	05:00	6.57 pH	20.83 °C	677.43 µS/cm	1.29 mg/L	++++	21.8 mV	26.22 ft	200.00 ml/min
9/24/2024 9:35 AM	10:00	6.57 pH	20.96 °C	667.85 µS/cm	1.27 mg/L	++++	20.9 mV	26.22 ft	200.00 ml/min
9/24/2024 9:40 AM	15:00	6.57 pH	20.96 °C	659.15 µS/cm	1.18 mg/L	++++	14.2 mV	26.22 ft	200.00 ml/min
9/24/2024 9:45 AM	20:00	6.56 pH	21.12 °C	667.82 µS/cm	1.14 mg/L	90.80 NTU	15.1 mV	26.22 ft	200.00 ml/min
9/24/2024 9:50 AM	25:00	6.56 pH	21.63 °C	654.47 µS/cm	1.09 mg/L	72.10 NTU	8.5 mV	26.22 ft	200.00 ml/min
9/24/2024 9:55 AM	30:00	6.55 pH	21.18 °C	652.67 µS/cm	1.06 mg/L	49.60 NTU	12.0 mV	26.22 ft	200.00 ml/min
9/24/2024 10:00 AM	35:00	6.55 pH	21.22 °C	650.18 µS/cm	1.04 mg/L	40.10 NTU	5.6 mV	26.22 ft	200.00 ml/min
9/24/2024 10:05 AM	40:00	6.55 pH	21.56 °C	655.22 µS/cm	0.96 mg/L	36.20 NTU	2.9 mV	26.22 ft	200.00 ml/min
9/24/2024 10:10 AM	45:00	6.55 pH	21.45 °C	652.56 µS/cm	0.97 mg/L	35.90 NTU	1.5 mV	26.22 ft	200.00 ml/min
9/24/2024 10:15 AM	50:00	6.54 pH	21.43 °C	639.36 µS/cm	0.92 mg/L	27.40 NTU	6.5 mV	26.22 ft	200.00 ml/min
9/24/2024 10:20 AM	55:00	6.54 pH	21.68 °C	664.86 µS/cm	0.87 mg/L	20.80 NTU	-0.1 mV	26.22 ft	200.00 ml/min
9/24/2024 10:25 AM	01:00:00	6.54 pH	21.65 °C	663.16 µS/cm	0.83 mg/L	19.50 NTU	-2.1 mV	26.22 ft	200.00 ml/min

9/24/2024 10:30 AM	01:05:00	6.53 pH	21.52 °C	661.72 µS/cm	0.79 mg/L	18.70 NTU	-3.2 mV	26.22 ft	200.00 ml/min
9/24/2024 10:35 AM	01:10:00	6.54 pH	21.88 °C	648.41 µS/cm	0.72 mg/L	18.80 NTU	-0.4 mV	26.22 ft	200.00 ml/min
9/24/2024 10:40 AM	01:15:00	6.53 pH	22.03 °C	651.71 µS/cm	0.69 mg/L	18.20 NTU	-1.0 mV	26.22 ft	200.00 ml/min
9/24/2024 10:45 AM	01:20:00	6.53 pH	22.12 °C	646.25 µS/cm	0.61 mg/L	14.60 NTU	-5.6 mV	26.22 ft	200.00 ml/min
9/24/2024 10:50 AM	01:25:00	6.54 pH	22.20 °C	654.86 µS/cm	0.51 mg/L	11.10 NTU	-16.3 mV	26.22 ft	200.00 ml/min
9/24/2024 10:55 AM	01:30:00	6.53 pH	22.16 °C	647.68 µS/cm	0.45 mg/L	11.30 NTU	-8.7 mV	26.22 ft	200.00 ml/min
9/24/2024 11:00 AM	01:35:00	6.52 pH	22.18 °C	648.57 µS/cm	0.45 mg/L	11.00 NTU	-8.1 mV	26.22 ft	200.00 ml/min
9/24/2024 11:05 AM	01:40:00	6.53 pH	22.28 °C	660.12 µS/cm	0.44 mg/L	10.80 NTU	-14.6 mV	26.22 ft	200.00 ml/min
9/24/2024 11:10 AM	01:45:00	6.53 pH	22.34 °C	653.16 µS/cm	0.42 mg/L	10.40 NTU	-9.0 mV	26.22 ft	200.00 ml/min
9/24/2024 11:15 AM	01:50:00	6.53 pH	22.34 °C	656.38 µS/cm	0.41 mg/L	9.90 NTU	-15.8 mV	26.22 ft	200.00 ml/min
9/24/2024 11:20 AM	01:55:00	6.51 pH	22.39 °C	660.89 µS/cm	0.38 mg/L	9.60 NTU	-10.0 mV	26.22 ft	200.00 ml/min
9/24/2024 11:25 AM	02:00:00	6.52 pH	22.56 °C	662.89 µS/cm	0.37 mg/L	7.84 NTU	-10.6 mV	26.22 ft	200.00 ml/min
9/24/2024 11:30 AM	02:05:00	6.52 pH	22.48 °C	652.05 µS/cm	0.36 mg/L	7.52 NTU	-10.4 mV	26.22 ft	200.00 ml/min
9/24/2024 11:35 AM	02:10:00	6.52 pH	22.52 °C	663.89 µS/cm	0.37 mg/L	7.34 NTU	-10.7 mV	26.22 ft	200.00 ml/min
9/24/2024 11:40 AM	02:15:00	6.52 pH	22.61 °C	665.86 µS/cm	0.38 mg/L	7.18 NTU	-11.2 mV	26.22 ft	200.00 ml/min
9/24/2024 11:45 AM	02:20:00	6.53 pH	22.70 °C	675.26 µS/cm	0.37 mg/L	6.97 NTU	-11.9 mV	26.22 ft	200.00 ml/min
9/24/2024 11:50 AM	02:25:00	6.52 pH	22.67 °C	671.85 µS/cm	0.35 mg/L	6.38 NTU	-11.9 mV	26.22 ft	200.00 ml/min
9/24/2024 11:55 AM	02:30:00	6.52 pH	22.64 °C	670.79 µS/cm	0.34 mg/L	5.71 NTU	-12.9 mV	26.22 ft	200.00 ml/min
9/24/2024 12:00 PM	02:35:00	6.53 pH	22.87 °C	666.81 µS/cm	0.35 mg/L	5.21 NTU	-18.7 mV	26.22 ft	200.00 ml/min
9/24/2024 12:05 PM	02:40:00	6.51 pH	22.81 °C	673.67 µS/cm	0.35 mg/L	5.25 NTU	-11.6 mV	26.22 ft	200.00 ml/min
9/24/2024 12:10 PM	02:45:00	6.53 pH	22.89 °C	670.20 µS/cm	0.36 mg/L	5.34 NTU	-12.8 mV	26.22 ft	200.00 ml/min
9/24/2024 12:15 PM	02:50:00	6.52 pH	23.05 °C	677.61 µS/cm	0.33 mg/L	5.27 NTU	-13.9 mV	26.22 ft	200.00 ml/min
9/24/2024 12:20 PM	02:55:00	6.52 pH	22.90 °C	676.20 µS/cm	0.35 mg/L	5.45 NTU	-12.7 mV	26.22 ft	200.00 ml/min
9/24/2024 12:25 PM	03:00:00	6.52 pH	23.01 °C	682.25 µS/cm	0.37 mg/L	4.97 NTU	-13.8 mV	26.22 ft	200.00 ml/min

Samples

Sample ID:	Description:
HAM-PT-13	Grab.

Low-Flow Test Report:

Test Date / Time: 9/24/2024 1:45:09 PM
Project: GP-Plant Hammond
Operator Name: Jacob Tracy

Location Name: PT-14 **Well Diameter: 2 in** **Casing Type: PVC** **Screen Length: 10 ft** **Top of Screen: 35.3 ft** **Total Depth: 45.3 ft** **Initial Depth to Water: 26.05 ft**	**Pump Type: Bladder** **Tubing Type: Polyethylene** **Pump Intake From TOC: 40.3 ft** **Estimated Total Volume Pumped: 12 liter** **Flow Cell Volume: 90 ml** **Final Flow Rate: 200 ml/min** **Final Draw Down: 0 ft**	**Instrument Used: Aqua TROLL 400** **Serial Number: 1082822**

Test Notes:
Appendix III & IV + Total Arsenic.

Low-Flow Readings:

Date Time	Elapsed Time	pH	Temperature	Specific Conductivity	RDO Concentration	Turbidity	ORP	Depth to Water	Flow
		+/- 0.1	+/- 0.5	+/- 5 %	+/- 0.2	+/- 5	+/- 1	+/- 0.3	
9/24/2024 1:45 PM	00:00	6.69 pH	22.86 °C	789.63 µS/cm	0.48 mg/L	87.80 NTU	-63.7 mV	26.05 ft	200.00 ml/min
9/24/2024 1:50 PM	05:00	6.69 pH	22.51 °C	791.91 µS/cm	0.37 mg/L	75.40 NTU	-63.6 mV	26.05 ft	200.00 ml/min
9/24/2024 1:55 PM	10:00	6.69 pH	22.34 °C	787.07 µS/cm	0.34 mg/L	53.60 NTU	-64.1 mV	26.05 ft	200.00 ml/min
9/24/2024 2:00 PM	15:00	6.69 pH	22.28 °C	785.24 µS/cm	0.31 mg/L	31.50 NTU	-65.9 mV	26.05 ft	200.00 ml/min
9/24/2024 2:05 PM	20:00	6.71 pH	22.20 °C	777.25 µS/cm	0.29 mg/L	20.70 NTU	-67.5 mV	26.05 ft	200.00 ml/min
9/24/2024 2:10 PM	25:00	6.70 pH	22.07 °C	775.33 µS/cm	0.27 mg/L	17.50 NTU	-66.4 mV	26.05 ft	200.00 ml/min
9/24/2024 2:15 PM	30:00	6.71 pH	22.01 °C	772.16 µS/cm	0.26 mg/L	12.90 NTU	-67.5 mV	26.05 ft	200.00 ml/min
9/24/2024 2:20 PM	35:00	6.70 pH	22.06 °C	772.74 µS/cm	0.25 mg/L	10.60 NTU	-68.6 mV	26.05 ft	200.00 ml/min
9/24/2024 2:25 PM	40:00	6.71 pH	21.98 °C	772.36 µS/cm	0.25 mg/L	9.21 NTU	-77.3 mV	26.05 ft	200.00 ml/min
9/24/2024 2:30 PM	45:00	6.70 pH	21.90 °C	768.99 µS/cm	0.25 mg/L	5.83 NTU	-69.3 mV	26.05 ft	200.00 ml/min
9/24/2024 2:35 PM	50:00	6.69 pH	21.80 °C	768.59 µS/cm	0.24 mg/L	5.64 NTU	-69.4 mV	26.05 ft	200.00 ml/min
9/24/2024 2:40 PM	55:00	6.69 pH	21.91 °C	783.86 µS/cm	0.24 mg/L	4.97 NTU	-69.9 mV	26.05 ft	200.00 ml/min

Samples

Sample ID:	Description:
HAM-PT-14	Grab.

Low-Flow Test Report:

Test Date / Time: 9/24/2024 10:08:44 AM
Project: GP-Plant Hammond
Operator Name: Zain W.

Location Name: PT-15 **Well Diameter: 2 in** **Casing Type: PVC** **Screen Length: 10 ft** **Top of Screen: 35 ft** **Total Depth: 45 ft** **Initial Depth to Water: 26.13 ft**	**Pump Type: Bladder** **Tubing Type: Polyethylene** **Pump Intake From TOC: 40.3 ft** **Estimated Total Volume Pumped: 8.25 liter** **Flow Cell Volume: 90 ml** **Final Flow Rate: 150 ml/min** **Final Draw Down: 0 ft**	**Instrument Used: Aqua TROLL 400** **Serial Number: 1120055**

Test Notes:
Appendix III & IV + Total Arsenic

Weather Conditions:
Cloudy, 75 degrees F.

Low-Flow Readings:

Date Time	Elapsed Time	pH	Temperature	Specific Conductivity	RDO Concentration	Turbidity	ORP	Depth to Water	Flow
		+/- 0.1	+/- 0.5	+/- 5 %	+/- 0.2	+/- 5	+/- 10	+/- 0.3	
9/24/2024 10:08 AM	00:00	6.73 pH	21.04 °C	645.47 µS/cm	1.77 mg/L	10.21 NTU	44.8 mV	26.13 ft	150.00 ml/min
9/24/2024 10:13 AM	05:00	6.73 pH	20.97 °C	630.77 µS/cm	1.46 mg/L	8.49 NTU	42.0 mV	26.13 ft	150.00 ml/min
9/24/2024 10:18 AM	10:00	6.73 pH	20.92 °C	627.07 µS/cm	1.19 mg/L	3.88 NTU	48.8 mV	26.13 ft	150.00 ml/min
9/24/2024 10:23 AM	15:00	6.73 pH	20.93 °C	618.11 µS/cm	0.97 mg/L	2.26 NTU	41.6 mV	26.13 ft	150.00 ml/min
9/24/2024 10:28 AM	20:00	6.72 pH	20.88 °C	614.36 µS/cm	0.85 mg/L	1.99 NTU	47.4 mV	26.13 ft	150.00 ml/min
9/24/2024 10:33 AM	25:00	6.73 pH	20.93 °C	607.24 µS/cm	0.81 mg/L	1.11 NTU	40.9 mV	26.13 ft	150.00 ml/min
9/24/2024 10:38 AM	30:00	6.73 pH	20.93 °C	607.19 µS/cm	0.64 mg/L	1.00 NTU	41.7 mV	26.13 ft	150.00 ml/min
9/24/2024 10:43 AM	35:00	6.73 pH	20.93 °C	600.98 µS/cm	0.56 mg/L	0.93 NTU	50.3 mV	26.13 ft	150.00 ml/min
9/24/2024 10:48 AM	40:00	6.73 pH	20.86 °C	598.09 µS/cm	0.53 mg/L	0.75 NTU	42.3 mV	26.13 ft	150.00 ml/min
9/24/2024 10:53 AM	45:00	6.73 pH	20.88 °C	587.09 µS/cm	0.46 mg/L	0.58 NTU	42.3 mV	26.13 ft	150.00 ml/min
9/24/2024 10:58 AM	50:00	6.73 pH	20.93 °C	582.11 µS/cm	0.43 mg/L	0.55 NTU	41.7 mV	26.13 ft	150.00 ml/min

Samples

Sample ID:	Description:
HAM-PT-15	Grab.

CALIBRATION REPORTS

Site Name Hammond

Calibrated By JNT

Field Instrumentation Calibration Form

Date 09-04-24

Field Conditions Clear

Instrument	Manufactuer/ Model	Serial Number
Water Quality Meter	In-situ	883553
Turbidity Meter	Lamotte	4303-3123

Calibration Standard Information				
Parameter	Standard	Lot #	Date of Expiration	Brand
Specific Conductance (µS/cm)	4.490	24005593	12/24	AIR
pH (SU)	4 00			
pH (SU)	7 00	24004517	12/24	
pH (SU)	10 00	24000085	12/24	
D O (%)	N/A			
ORP (mV)	228 0	24006903	12/24	

Calibration					
Time Start		Time Finish			
Parameter	Standard	Calibration Value	Calibration Solution Temperature (°C)	Acceptance Criteria	Reference
Specific Conductance (µS/cm)	4.490	4490	24.77	± 10% of standard	EPA 2023
pH (SU)	4 00	4.02	24.62	± 0 1	GWMP
pH (SU)	7 00	7	25.32	± 0 1	GWMP
pH (SU)	10 00	10	25.14	± 0 1	GWMP
D O (%)	N/A	102.98	25.74	± 10%	NA
ORP (mV)	228 0	223	25.33	± 10	EPA 2023

	Standard	Calibration Value	Acceptance Criteria	Reference
Turbidity (NTU)	0	0	± 10% of standard	EPA 2023
	1	1.10		
	10	10.14		

Calibration Check					
Time Start 14:00		Time Finish 14:05			
Parameter	Standard	Calibration Value	Calibration Solution Temperature (°C)	Acceptance Criteria	Reference
Specific Conductance (µS/cm)	4.490	4460.1	26.02	± 10% of standard	EPA 2023
pH (SU)	4.00	4.0	26.13	± 0 1	GWMP
pH (SU)	7.00	7.0	25.50	± 0 1	GWMP
pH (SU)	10 00	10.03	25.42	± 0 1	GWMP

	Standard	Calibration Value	Acceptance Criteria	Reference
Turbidity (NTU)	0	0	± 10% of standard	EPA 2023
	1	1		
	10	9.73		

Notes

Site Name: GP Plant Hammond

Field Instrumentation Calibration Form

Date: 9/4/24

Calibrated By: J. Newsom

Field Conditions: Clear, 75°F

Instrument	Manufactuer/ Model	Serial Number
Water Quality Meter	Aquatroll	727023
Turbidity Meter	LaMotte 2020e	1511-4111

Calibration Standard Information

Parameter	Standard	Lot #	Date of Expiration	Brand
Specific Conductance (µS/cm)	4,490	24410943	05/2025	AR
pH (SU)	4 00	"	05/2025	
pH (SU)	7 00	24094517	12/2024	
pH (SU)	10 00	24000085	12/2024	
D.O. (%)	N/A	—		
ORP (mV)	228 0	24061690 3	12/2024	

Calibration

Time Start

Time Finish

Parameter	Standard	Calibration Value	Calibration Solution Temperature (°C)	Acceptance Criteria	Reference
Specific Conductance (µS/cm)	4,490	4453.0	23.91	± 10% of standard	EPA 2023
pH (SU)	4 00	4.06	25.0	± 0 1	GWMP
pH (SU)	7 00	7.00	25.51	± 0 1	GWMP
pH (SU)	10 00	10.0	25.09	± 0 1	GWMP
D O (%)	N/A	100	24.94	± 10%	NA
ORP (mV)	228 0	228.0	24.79	± 10	EPA 2023

	Standard	Calibration Value	Acceptance Criteria	Reference
Turbidity (NTU)	0	0	± 10% of standard	EPA 2023
	1	1		
	10	10		

Calibration Check

Time Start

Time Finish

Parameter	Standard	Calibration Value	Calibration Solution Temperature (°C)	Acceptance Criteria	Reference
Specific Conductance (µS/cm)	4,490	4490.0	24.63	± 10% of standard	EPA 2023
pH (SU)	4 00	4.00	23.92	± 0 1	GWMP
pH (SU)	7 00	7.00	24.12	± 0 1	GWMP
pH (SU)	10 00	10.06	23.46	± 0 1	GWMP

	Standard	Calibration Value	Acceptance Criteria	Reference
Turbidity (NTU)	0	0	± 10% of standard	EPA 2023
	1	1		
	10	10		

Notes

Site Name: Selena Wam Plant Hammond

Field Instrumentation Calibration Form

Date: 9/4/2024.

Calibrated By: Selena Wang

Field Conditions: Sunny, 80F

Instrument	Manufactuer/ Model	Serial Number
Water Quality Meter	AQUATROLL	883567
Turbidity Meter	LaMotte 1200	4111-6122

Calibration Standard Information				
Parameter	Standard	Lot #	Date of Expiration	Brand
Specific Conductance (µS/cm)	4,490	24005593	12/2024	Air
pH (SU)	4.00	24005593	12/2024.	Air
pH (SU)	7.00	24004517	12/2024.	Air
pH (SU)	10.00	24000085	12/2024	Air
D.O. (%)	N/A			
ORP (mV)	228.0	24006903	12/2024.	Air

Calibration					
Time Start		Time Finish			
Parameter	Standard	Calibration Value	Calibration Solution Temperature (°C)	Acceptance Criteria	Reference
Specific Conductance (µS/cm)	4,490	4490.	35.79	± 10% of standard	EPA 2023
pH (SU)	4.00	4.00.	~~33.30~~ 33.26	± 0.1	GWMP
pH (SU)	7.00	7.00	31.30.	± 0.1	GWMP
pH (SU)	10.00	10.09	30.83	± 0.1	GWMP
D.O. (%)	N/A	100%.	32.26.	± 10%	NA
ORP (mV)	228.0	228.0	31.58	± 10	EPA 2023

	Standard	Calibration Value	Acceptance Criteria	Reference
Turbidity (NTU)	0	0	± 10% of standard	EPA 2023
	1	1		
	10	10		

Calibration Check					
Time Start		Time Finish			
Parameter	Standard	Calibration Value	Calibration Solution Temperature (°C)	Acceptance Criteria	Reference
Specific Conductance (µS/cm)	4,490			± 10% of standard	EPA 2023
pH (SU)	4.00			± 0.1	GWMP
pH (SU)	7.00			± 0.1	GWMP
pH (SU)	10.00			± 0.1	GWMP

	Standard	Calibration Value	Acceptance Criteria	Reference
Turbidity (NTU)			± 10% of standard	EPA 2023

Notes:

Site Name: Hammond

Calibrated By: JNT

Field Instrumentation Calibration Form

Date: 09-05-24

Field Conditions: Clear

Instrument	Manufactuer/ Model	Serial Number
Water Quality Meter	In-Situ	883553
Turbidity Meter	Lamotte	~~48~~ 4363-3123

Calibration Standard Information				
Parameter	Standard	Lot #	Date of Expiration	Brand
Specific Conductance (µS/cm)	4,490	24005593	12/24	AFR
pH (SU)	4.00	~~24004517~~	~~12/24~~	
pH (SU)	7.00	24004517	12/24	
pH (SU)	10.00	24000085	12/24	
D.O. (%)	N/A			
ORP (mV)	228.0	24006903	12/24	

Calibration					
Time Start		Time Finish			
Parameter	Standard	Calibration Value	Calibration Solution Temperature (°C)	Acceptance Criteria	Reference
Specific Conductance (µS/cm)	4,490	4495	25.38	± 10% of standard	EPA 2023
pH (SU)	4.00	4.00	25.51	± 0.1	GWMP
pH (SU)	7.00	7.0	25.55	± 0.1	GWMP
pH (SU)	10.00	10	25.69	± 0.1	GWMP
D.O. (%)	N/A	100	24.45	± 10%	NA
ORP (mV)	228.0	228	25.6	± 10	EPA 2023

	Standard	Calibration Value	Acceptance Criteria	Reference
Turbidity (NTU)	0	0	± 10% of standard	EPA 2023
	1	0.94		
	10	10.1		

Calibration Check					
Time Start ~~[illegible]~~ 12:00		Time Finish ~~[illegible]~~ 12:05			
Parameter	Standard	Calibration Value	Calibration Solution Temperature (°C)	Acceptance Criteria	Reference
Specific Conductance (µS/cm)	4,490	4482	Missed	± 10% of standard	EPA 2023
pH (SU)	4.00	4.0		± 0.1	GWMP
pH (SU)	7.00	7.01		± 0.1	GWMP
pH (SU)	10.00	10.00		± 0.1	GWMP

	Standard	Calibration Value	Acceptance Criteria	Reference
Turbidity (NTU)	0	0.01	± 10% of standard	EPA 2023
	1	0.98		
	10	10.2		

Notes:

Site Name Plant Hammond

Field Instrumentation Calibration Form

Date 9/5/24

Calibrated By J Newsom

Field Conditions clear

Instrument	Manufactuer/ Model	Serial Number
Water Quality Meter	Aquatroll	843593
Turbidity Meter	La Motte 2020e	1611411

Calibration Standard Information				
Parameter	Standard	Lot #	Date of Expiration	Brand
Specific Conductance (µS/cm)	4,490	24005593	12/2024	AIR
pH (SU)	4 00	"	"	AIR
pH (SU)	7 00	24004517	12/2024	AIR
pH (SU)	10 00	24000685	12/2024	AIR
D O (%)	N/A			
ORP (mV)	228 0	24006903	12/2024	AIR

Calibration					
Time Start		Time Finish			
Parameter	Standard	Calibration Value	Calibration Solution Temperature (°C)	Acceptance Criteria	Reference
Specific Conductance (µS/cm)	4,490	4496	24.19	± 10% of standard	EPA 2023
pH (SU)	4.00	4.00	24.97	± 0 1	GWMP
pH (SU)	7 00	7.00	25.49	± 0 1	GWMP
pH (SU)	10 00	10.00	26.05	± 0 1	GWMP
D O (%)	N/A	100	22.64	± 10%	NA
ORP (mV)	228 0	228.0	25.59	± 10	EPA 2023

	Standard	Calibration Value	Acceptance Criteria	Reference
Turbidity (NTU)	0	0	± 10% of standard	EPA 2023
	1	1		
	10	10		

Calibration Check					
Time Start		Time Finish			
Parameter	Standard	Calibration Value	Calibration Solution Temperature (°C)	Acceptance Criteria	Reference
Specific Conductance (µS/cm)	4,490	4490	24.31	± 10% of standard	EPA 2023
pH (SU)	4 00	4.00	24.31	± 0 1	GWMP
pH (SU)	7 00	7.00	24.91	± 0 1	GWMP
pH (SU)	10 00	10.00	24.82	± 0 1	GWMP

	Standard	Calibration Value	Acceptance Criteria	Reference
Turbidity (NTU)	0	0	± 10% of standard	EPA 2023
	1	1		
	10	10		

Notes

Site Name: Plant Hammond

Calibrated By: ZW

Field Instrumentation Calibration Form

Date: 9-24-24

Field Conditions: Cloudy, 75°F

Instrument	Manufactuer/ Model	Serial Number
Water Quality Meter	~~La Motte Aquatrol~~	1120055
Turbidity Meter	La Motte, 2020t	4125-2623

Calibration Standard Information				
Parameter	Standard	Lot #	Date of Expiration	Brand
Specific Conductance (µS/cm)	4,490	24005593	12/2024	AIR
pH (SU)	4.00	24005593	12/2024	AIR
pH (SU)	7.00			AIR
pH (SU)	10.00			AIR
D.O. (%)	N/A			AIR
ORP (mV)	228.0			AIR

Calibration					
Time Start 0854		Time Finish 0934			
Parameter	Standard	Calibration Value	Calibration Solution Temperature (°C)	Acceptance Criteria	Reference
Specific Conductance (µS/cm)	4,490	4490	24.20	± 10% of standard	EPA 2023
pH (SU)	4.00	4.00	24.31	± 0.1	GWMP
pH (SU)	7.00	7.00	24.33	± 0.1	GWMP
pH (SU)	10.00	10.00	24.43	± 0.1	GWMP
D.O. (%)	N/A	100%	22.13	± 10%	NA
ORP (mV)	228.0	228.0	24.24	± 10	EPA 2023

	Standard	Calibration Value	Acceptance Criteria	Reference
Turbidity (NTU)	0	0	± 10% of standard	EPA 2023
	1	1		
	10	10		
	—	—		

Calibration Check					
Time Start —		Time Finish —			
Parameter	Standard	Calibration Value	Calibration Solution Temperature (°C)	Acceptance Criteria	Reference
Specific Conductance (µS/cm)	4,490	—	—	± 10% of standard	EPA 2023
pH (SU)	4.00	—	—	± 0.1	GWMP
pH (SU)	7.00	—	—	± 0.1	GWMP
pH (SU)	10.00	—	—	± 0.1	GWMP

	Standard	Calibration Value	Acceptance Criteria	Reference
Turbidity (NTU)	—	—	± 10% of standard	EPA 2023
	—	—		
	—	—		
	—	—		

Notes:

Site Name: Hammond

Calibrated By: JNT

Field Instrumentation Calibration Form

Date: 09/24/24

Field Conditions: Cloudy

Instrument	Manufactuer/ Model	Serial Number
Water Quality Meter	In Situ	108 3822
Turbidity Meter	LaMotte	4121-2623

Calibration Standard Information				
Parameter	Standard	Lot #	Date of Expiration	Brand
Specific Conductance (µS/cm)	4,490	24005593	12/24	AIR
pH (SU)	4.00	↓	↓	AIR
pH (SU)	7.00	24004517	12/24	AIR
pH (SU)	10.00	24000083	12/24	AIR
D.O. (%)	N/A	—	—	AIR
ORP (mV)	228.0	24006903	12/24	AIR

Calibration					
Time Start		Time Finish			
Parameter	Standard	Calibration Value	Calibration Solution Temperature (°C)	Acceptance Criteria	Reference
Specific Conductance (µS/cm)	4,490	4490	26.41	± 10% of standard	EPA 2023
pH (SU)	4.00	4.0	26.44	± 0.1	GWMP
pH (SU)	7.00	7.0	26.54	± 0.1	GWMP
pH (SU)	10.00	10	26.82	± 0.1	GWMP
D.O. (%)	N/A	100	—	± 10%	NA
ORP (mV)	228.0	228	26.97	± 10	EPA 2023

	Standard	Calibration Value	Acceptance Criteria	Reference
Turbidity (NTU)	0	0	± 10% of standard	EPA 2023
	10	10		
	—	10.7		

Calibration Check					
Time Start		Time Finish			
Parameter	Standard	Calibration Value	Calibration Solution Temperature (°C)	Acceptance Criteria	Reference
Specific Conductance (µS/cm)	4,490	4490	—	± 10% of standard	EPA 2023
pH (SU)	4.00	4.00	—	± 0.1	GWMP
pH (SU)	7.00	7.00	—	± 0.1	GWMP
pH (SU)	10.00	10.00	—	± 0.1	GWMP

	Standard	Calibration Value	Acceptance Criteria	Reference
Turbidity (NTU)	—	—	± 10% of standard	EPA 2023
	—	—		
	—	—		
	—	—		

Notes:

Site Name: Plant Hammond

Calibrated By: Zain W.

Field Instrumentation Calibration Form

Date: 9-25-24

Field Conditions: Cloudy, 75°F

Instrument	Manufactuer/ Model	Serial Number
Water Quality Meter	Aqua Troll 400	1120055
Turbidity Meter	LaMotte 2020i	4123-2623

Calibration Standard Information				
Parameter	Standard	Lot #	Date of Expiration	Brand
Specific Conductance (µS/cm)	4,490	24005593	12/2024	AIR
pH (SU)	4.00	24005593	12/2024	AIR
pH (SU)	7.00			AIR
pH (SU)	10.00			AIR
D.O. (%)	N/A			AIR
ORP (mV)	228.0			AIR

Calibration					
Time Start 0735		Time Finish 0803			
Parameter	Standard	Calibration Value	Calibration Solution Temperature (°C)	Acceptance Criteria	Reference
Specific Conductance (µS/cm)	4,490	4490	24.16	± 10% of standard	EPA 2023
pH (SU)	4.00	4.00	24.41	± 0.1	GWMP
pH (SU)	7.00	7.00	24.83	± 0.1	GWMP
pH (SU)	10.00	10.00	25.14	± 0.1	GWMP
D.O. (%)	N/A	100%	22.27	± 10%	NA
ORP (mV)	228.0	228.0	25.06	± 10	EPA 2023

	Standard	Calibration Value	Acceptance Criteria	Reference
Turbidity (NTU)	0	0	± 10% of standard	EPA 2023
	1	1		
	10	10		
	—	—		

Calibration Check					
Time Start —		Time Finish —			
Parameter	Standard	Calibration Value	Calibration Solution Temperature (°C)	Acceptance Criteria	Reference
Specific Conductance (µS/cm)	4,490	—	—	± 10% of standard	EPA 2023
pH (SU)	4.00	—	—	± 0.1	GWMP
pH (SU)	7.00	—	—	± 0.1	GWMP
pH (SU)	10.00	—	—	± 0.1	GWMP

	Standard	Calibration Value	Acceptance Criteria	Reference
Turbidity (NTU)	—	—	± 10% of standard	EPA 2023
	—	—		
	—	—		
	—	—		

Notes:

Site Name: Hammond

Calibrated By: JNT

Field Instrumentation Calibration Form

Date: 09/25/23

Field Conditions: Cloudy, 80 F

Instrument	Manufactuer/ Model	Serial Number
Water Quality Meter	In-Situ	—
Turbidity Meter	Hanna	—

Calibration Standard Information				
Parameter	Standard	Lot #	Date of Expiration	Brand
Specific Conductance (µS/cm)	4,490	24003593	12/24	AIR
pH (SU)	4.00	↓	↓	AIR
pH (SU)	7.00	24004517	12/24	AIR
pH (SU)	10.00	24000835	12/24	AIR
D.O. (%)	N/A	—	—	AIR
ORP (mV)	228.0	24006903	27.99	AIR

Calibration					
Time Start		Time Finish			
Parameter	Standard	Calibration Value	Calibration Solution Temperature (°C)	Acceptance Criteria	Reference
Specific Conductance (µS/cm)	4,490	4490	—	± 10% of standard	EPA 2023
pH (SU)	4.00	4	27.00	± 0.1	GWMP
pH (SU)	7.00	7	27.79	± 0.1	GWMP
pH (SU)	10.00	10	28.02	± 0.1	GWMP
D.O. (%)	N/A	100	27.02	± 10%	NA
ORP (mV)	228.0	228	28.04	± 10	EPA 2023

	Standard	Calibration Value	Acceptance Criteria	Reference
Turbidity (NTU)	0	0	± 10% of standard	EPA 2023
	10	10.0		
	—	10.8		
		—		

Calibration Check					
Time Start		Time Finish			
Parameter	Standard	Calibration Value	Calibration Solution Temperature (°C)	Acceptance Criteria	Reference
Specific Conductance (µS/cm)	4,490	4490	—	± 10% of standard	EPA 2023
pH (SU)	4.00	4	—	± 0.1	GWMP
pH (SU)	7.00	7	—	± 0.1	GWMP
pH (SU)	10.00	10	—	± 0.1	GWMP

	Standard	Calibration Value	Acceptance Criteria	Reference
Turbidity (NTU)	0	0	± 10% of standard	EPA 2023
	10	1.02		
	—	10.7		
		—		

Notes:

October 2024

LABORATORY ANALYTICAL RESULTS

Pace Analytical Services, LLC
9800 Kincey Ave. Suite 100
Huntersville, NC 28078
(704)875-9092

October 14, 2024

Kristen Jurinko
Southern Company
241 Ralph McGill Blvd NE
Bin 10160
Atlanta, GA 30308

RE: Project: Hammond AP-1_Week 2
Pace Project No.: 92756894

Dear Kristen Jurinko:

Enclosed are the analytical results for sample(s) received by the laboratory on October 03, 2024. The results relate only to the samples included in this report. Results reported herein conform to the applicable TNI/NELAC Standards and the laboratory's Quality Manual, where applicable, unless otherwise noted in the body of the report.

The test results provided in this final report were generated by each of the following laboratories within the Pace Network:

- Pace Analytical Services - Peachtree Corners, GA

If you have any questions concerning this report, please feel free to contact me.

Sincerely,

Bonnie Vang

Bonnie Vang
bonnie.vang@pacelabs.com
704-977-0968
Project Manager

Enclosures

cc: Kip Gray, Geosyntec
Christine Hug, Geosyntec Consultants, Inc.
Thomas Kessler, Geosyntec Consultants
Whitney Law, Geosyntec Consultants
Laura Midkiff, Southern Company
Caroline Nelson, Geosyntec Consultants, Inc
Jamie Newsome, Geosyntec Consultants
Zain Webb, Geosyntec Consultants

REPORT OF LABORATORY ANALYSIS

This report shall not be reproduced, except in full,
without the written consent of Pace Analytical Services, LLC.

Pace Analytical Services, LLC
9800 Kincey Ave. Suite 100
Huntersville, NC 28078
(704)875-9092

CERTIFICATIONS

Project:	Hammond AP-1_Week 2
Pace Project No.:	92756894

Pace Analytical Services Peachtree Corners
110 Technology Pkwy, Peachtree Corners, GA 30092
Florida DOH Certification #: E87315
Georgia DW Inorganics Certification #: 812
North Carolina Certification #: 381
South Carolina Certification #: 98011001
Virginia Certification #: 460204

This report shall not be reproduced, except in full,
without the written consent of Pace Analytical Services, LLC.

Pace Analytical Services, LLC
9800 Kincey Ave. Suite 100
Huntersville, NC 28078
(704)875-9092

SAMPLE SUMMARY

Project: Hammond AP-1_Week 2
Pace Project No.: 92756894

Lab ID	Sample ID	Matrix	Date Collected	Date Received
92756894001	**HAM-PT-07**	Water	10/01/24 14:31	10/03/24 15:25
92756894002	**HAM-PT-08**	Water	10/01/24 14:40	10/03/24 15:25
92756894003	**HAM-PT-09**	Water	10/02/24 12:21	10/03/24 15:25
92756894004	**HAM-PT-10**	Water	10/02/24 12:10	10/03/24 15:25
92756894005	**HAM-PT-11**	Water	10/02/24 10:06	10/03/24 15:25
92756894006	**HAM-PT-12**	Water	10/02/24 10:30	10/03/24 15:25
92756894007	**HAM-PT-13**	Water	10/01/24 12:15	10/03/24 15:25
92756894008	**HAM-PT-14**	Water	10/01/24 11:20	10/03/24 15:25
92756894009	**HAM-PT-15**	Water	10/01/24 17:25	10/03/24 15:25
92756894010	**HAM-AP1-EB-01**	Water	10/02/24 13:45	10/03/24 15:25
92756894011	**HAM-AP1-FB-01**	Water	10/02/24 13:40	10/03/24 15:25
92756894012	**HAM-AP1-FD-01**	Water	10/02/24 00:00	10/03/24 15:25

This report shall not be reproduced, except in full,
without the written consent of Pace Analytical Services, LLC.

Pace Analytical Services, LLC
9800 Kincey Ave. Suite 100
Huntersville, NC 28078
(704)875-9092

SAMPLE ANALYTE COUNT

Project: Hammond AP-1_Week 2
Pace Project No.: 92756894

Lab ID	Sample ID	Method	Analysts	Analytes Reported
92756894001	**HAM-PT-07**	EPA 6010D	AJM	1
		EPA 6020B	CW1	2
92756894002	**HAM-PT-08**	EPA 6010D	AJM	1
		EPA 6020B	CW1	2
92756894003	**HAM-PT-09**	EPA 6010D	AJM	1
		EPA 6020B	CW1	2
92756894004	**HAM-PT-10**	EPA 6010D	AJM	1
		EPA 6020B	CW1	2
92756894005	**HAM-PT-11**	EPA 6010D	AJM	1
		EPA 6020B	CW1	2
92756894006	**HAM-PT-12**	EPA 6010D	AJM	1
		EPA 6020B	CW1	2
92756894007	**HAM-PT-13**	EPA 6010D	AJM	1
		EPA 6020B	CW1	2
92756894008	**HAM-PT-14**	EPA 6010D	AJM	1
		EPA 6020B	CW1	2
92756894009	**HAM-PT-15**	EPA 6010D	AJM	1
		EPA 6020B	CW1	2
92756894010	**HAM-AP1-EB-01**	EPA 6010D	AJM	1
		EPA 6020B	CW1	3
92756894011	**HAM-AP1-FB-01**	EPA 6010D	AJM	1
		EPA 6020B	CW1	3
92756894012	**HAM-AP1-FD-01**	EPA 6010D	AJM	1
		EPA 6020B	CW1	3

PASI-GA = Pace Analytical Services - Peachtree Corners, GA

This report shall not be reproduced, except in full,
without the written consent of Pace Analytical Services, LLC.

Pace Analytical Services, LLC
9800 Kincey Ave. Suite 100
Huntersville, NC 28078
(704)875-9092

SUMMARY OF DETECTION

Project: Hammond AP-1_Week 2
Pace Project No.: 92756894

Lab Sample ID / Method	Client Sample ID / Parameters	Result	Units	Report Limit	Analyzed	Qualifiers
92756894001	**HAM-PT-07**					
EPA 6010D	Iron	0.23	mg/L	0.050	10/07/24 17:40	
EPA 6020B	Arsenic	0.0062	mg/L	0.0050	10/11/24 13:29	
EPA 6020B	Boron	0.61	mg/L	0.040	10/09/24 17:54	
92756894002	**HAM-PT-08**					
EPA 6010D	Iron	3.7	mg/L	0.050	10/07/24 17:44	
EPA 6020B	Arsenic	0.085	mg/L	0.0050	10/09/24 18:08	
EPA 6020B	Boron	0.56	mg/L	0.040	10/09/24 18:08	
92756894003	**HAM-PT-09**					
EPA 6010D	Iron	0.12	mg/L	0.050	10/07/24 18:04	
EPA 6020B	Boron	1.4	mg/L	0.040	10/09/24 18:12	
EPA 6020B	Molybdenum	0.14	mg/L	0.010	10/09/24 18:12	
92756894004	**HAM-PT-10**					
EPA 6010D	Iron	0.17	mg/L	0.050	10/07/24 18:09	
EPA 6020B	Boron	1.7	mg/L	0.040	10/09/24 18:16	
EPA 6020B	Molybdenum	0.16	mg/L	0.010	10/09/24 18:16	
92756894005	**HAM-PT-11**					
EPA 6010D	Iron	1.8	mg/L	0.050	10/07/24 18:23	
EPA 6020B	Boron	1.3	mg/L	0.040	10/09/24 18:19	
EPA 6020B	Molybdenum	0.069	mg/L	0.010	10/09/24 18:19	
92756894006	**HAM-PT-12**					
EPA 6010D	Iron	0.043J	mg/L	0.050	10/07/24 18:28	
EPA 6020B	Boron	1.3	mg/L	0.040	10/09/24 18:30	
EPA 6020B	Molybdenum	0.14	mg/L	0.010	10/09/24 18:30	
92756894007	**HAM-PT-13**					
EPA 6010D	Iron	1.3	mg/L	0.050	10/07/24 18:33	
EPA 6020B	Arsenic	0.0026J	mg/L	0.0050	10/11/24 13:33	
EPA 6020B	Boron	0.56	mg/L	0.040	10/09/24 18:34	
92756894008	**HAM-PT-14**					
EPA 6010D	Iron	6.7	mg/L	0.050	10/07/24 18:38	
EPA 6020B	Arsenic	0.040	mg/L	0.0050	10/11/24 13:37	
EPA 6020B	Boron	0.56	mg/L	0.040	10/09/24 18:38	
92756894009	**HAM-PT-15**					
EPA 6010D	Iron	0.12	mg/L	0.050	10/07/24 18:43	
EPA 6020B	Arsenic	0.0034J	mg/L	0.0050	10/11/24 13:41	
EPA 6020B	Boron	0.63	mg/L	0.040	10/09/24 18:41	
92756894010	**HAM-AP1-EB-01**					
EPA 6020B	Arsenic	0.0021J	mg/L	0.0050	10/09/24 18:49	B
92756894011	**HAM-AP1-FB-01**					
EPA 6020B	Arsenic	0.0020J	mg/L	0.0050	10/09/24 18:52	B

This report shall not be reproduced, except in full,
without the written consent of Pace Analytical Services, LLC.

Pace Analytical Services, LLC
9800 Kincey Ave. Suite 100
Huntersville, NC 28078
(704)875-9092

SUMMARY OF DETECTION

Project: Hammond AP-1_Week 2
Pace Project No.: 92756894

Lab Sample ID Method	Client Sample ID Parameters	Result	Units	Report Limit	Analyzed	Qualifiers
92756894012	**HAM-AP1-FD-01**					
EPA 6010D	Iron	0.10	mg/L	0.050	10/07/24 19:02	
EPA 6020B	Arsenic	0.0036J	mg/L	0.0050	10/09/24 18:56	B
EPA 6020B	Boron	1.3	mg/L	0.040	10/09/24 18:56	
EPA 6020B	Molybdenum	0.15	mg/L	0.010	10/09/24 18:56	

This report shall not be reproduced, except in full,
without the written consent of Pace Analytical Services, LLC.

Pace Analytical Services, LLC
9800 Kincey Ave. Suite 100
Huntersville, NC 28078
(704)875-9092

ANALYTICAL RESULTS

Project: Hammond AP-1_Week 2
Pace Project No.: 92756894

Sample: HAM-PT-07 **Lab ID: 92756894001** Collected: 10/01/24 14:31 Received: 10/03/24 15:25 Matrix: Water

Parameters	Results	Units	Report Limit	MDL	DF	Prepared	Analyzed	CAS No.	Qual
6010D ATL ICP	Analytical Method: EPA 6010D Preparation Method: EPA 3010A Pace Analytical Services - Peachtree Corners, GA								
Iron	**0.23**	mg/L	0.050	0.025	1	10/05/24 13:24	10/07/24 17:40	7439-89-6	
6020 MET ICPMS	Analytical Method: EPA 6020B Preparation Method: EPA 3005A Pace Analytical Services - Peachtree Corners, GA								
Arsenic	**0.0062**	mg/L	0.0050	0.00084	1	10/05/24 13:24	10/11/24 13:29	7440-38-2	
Boron	**0.61**	mg/L	0.040	0.012	1	10/05/24 13:24	10/09/24 17:54	7440-42-8	

This report shall not be reproduced, except in full,
without the written consent of Pace Analytical Services, LLC.

Pace Analytical Services, LLC
9800 Kincey Ave. Suite 100
Huntersville, NC 28078
(704)875-9092

ANALYTICAL RESULTS

Project: Hammond AP-1_Week 2
Pace Project No.: 92756894

Sample: HAM-PT-08 **Lab ID: 92756894002** Collected: 10/01/24 14:40 Received: 10/03/24 15:25 Matrix: Water

Parameters	Results	Units	Report Limit	MDL	DF	Prepared	Analyzed	CAS No.	Qual
6010D ATL ICP	Analytical Method: EPA 6010D Preparation Method: EPA 3010A Pace Analytical Services - Peachtree Corners, GA								
Iron	**3.7**	mg/L	0.050	0.025	1	10/05/24 13:24	10/07/24 17:44	7439-89-6	
6020 MET ICPMS	Analytical Method: EPA 6020B Preparation Method: EPA 3005A Pace Analytical Services - Peachtree Corners, GA								
Arsenic	**0.085**	mg/L	0.0050	0.00084	1	10/05/24 13:24	10/09/24 18:08	7440-38-2	
Boron	**0.56**	mg/L	0.040	0.012	1	10/05/24 13:24	10/09/24 18:08	7440-42-8	

This report shall not be reproduced, except in full,
without the written consent of Pace Analytical Services, LLC.

Pace Analytical Services, LLC
9800 Kincey Ave. Suite 100
Huntersville, NC 28078
(704)875-9092

ANALYTICAL RESULTS

Project: Hammond AP-1_Week 2
Pace Project No.: 92756894

Sample: HAM-PT-09 **Lab ID: 92756894003** Collected: 10/02/24 12:21 Received: 10/03/24 15:25 Matrix: Water

Parameters	Results	Units	Report Limit	MDL	DF	Prepared	Analyzed	CAS No.	Qual
6010D ATL ICP	Analytical Method: EPA 6010D Preparation Method: EPA 3010A Pace Analytical Services - Peachtree Corners, GA								
Iron	**0.12**	mg/L	0.050	0.025	1	10/05/24 13:24	10/07/24 18:04	7439-89-6	
6020 MET ICPMS	Analytical Method: EPA 6020B Preparation Method: EPA 3005A Pace Analytical Services - Peachtree Corners, GA								
Boron	**1.4**	mg/L	0.040	0.012	1	10/05/24 13:24	10/09/24 18:12	7440-42-8	
Molybdenum	**0.14**	mg/L	0.010	0.00062	1	10/05/24 13:24	10/09/24 18:12	7439-98-7	

This report shall not be reproduced, except in full,
without the written consent of Pace Analytical Services, LLC.

Pace Analytical Services, LLC
9800 Kincey Ave. Suite 100
Huntersville, NC 28078
(704)875-9092

ANALYTICAL RESULTS

Project: Hammond AP-1_Week 2
Pace Project No.: 92756894

Sample: HAM-PT-10 **Lab ID: 92756894004** Collected: 10/02/24 12:10 Received: 10/03/24 15:25 Matrix: Water

Parameters	Results	Units	Report Limit	MDL	DF	Prepared	Analyzed	CAS No.	Qual
6010D ATL ICP	Analytical Method: EPA 6010D Preparation Method: EPA 3010A Pace Analytical Services - Peachtree Corners, GA								
Iron	**0.17**	mg/L	0.050	0.025	1	10/05/24 13:24	10/07/24 18:09	7439-89-6	
6020 MET ICPMS	Analytical Method: EPA 6020B Preparation Method: EPA 3005A Pace Analytical Services - Peachtree Corners, GA								
Boron	**1.7**	mg/L	0.040	0.012	1	10/05/24 13:24	10/09/24 18:16	7440-42-8	
Molybdenum	**0.16**	mg/L	0.010	0.00062	1	10/05/24 13:24	10/09/24 18:16	7439-98-7	

This report shall not be reproduced, except in full,
without the written consent of Pace Analytical Services, LLC.

Pace Analytical Services, LLC
9800 Kincey Ave. Suite 100
Huntersville, NC 28078
(704)875-9092

ANALYTICAL RESULTS

Project: Hammond AP-1_Week 2
Pace Project No.: 92756894

Sample: HAM-PT-11 **Lab ID: 92756894005** Collected: 10/02/24 10:06 Received: 10/03/24 15:25 Matrix: Water

Parameters	Results	Units	Report Limit	MDL	DF	Prepared	Analyzed	CAS No.	Qual
6010D ATL ICP	Analytical Method: EPA 6010D Preparation Method: EPA 3010A Pace Analytical Services - Peachtree Corners, GA								
Iron	**1.8**	mg/L	0.050	0.025	1	10/05/24 13:24	10/07/24 18:23	7439-89-6	
6020 MET ICPMS	Analytical Method: EPA 6020B Preparation Method: EPA 3005A Pace Analytical Services - Peachtree Corners, GA								
Boron	**1.3**	mg/L	0.040	0.012	1	10/05/24 13:24	10/09/24 18:19	7440-42-8	
Molybdenum	**0.069**	mg/L	0.010	0.00062	1	10/05/24 13:24	10/09/24 18:19	7439-98-7	

This report shall not be reproduced, except in full,
without the written consent of Pace Analytical Services, LLC.

Pace Analytical Services, LLC
9800 Kincey Ave. Suite 100
Huntersville, NC 28078
(704)875-9092

ANALYTICAL RESULTS

Project: Hammond AP-1_Week 2
Pace Project No.: 92756894

Sample: HAM-PT-12 **Lab ID: 92756894006** Collected: 10/02/24 10:30 Received: 10/03/24 15:25 Matrix: Water

Parameters	Results	Units	Report Limit	MDL	DF	Prepared	Analyzed	CAS No.	Qual
6010D ATL ICP	Analytical Method: EPA 6010D Preparation Method: EPA 3010A Pace Analytical Services - Peachtree Corners, GA								
Iron	**0.043J**	mg/L	0.050	0.025	1	10/05/24 13:24	10/07/24 18:28	7439-89-6	
6020 MET ICPMS	Analytical Method: EPA 6020B Preparation Method: EPA 3005A Pace Analytical Services - Peachtree Corners, GA								
Boron	**1.3**	mg/L	0.040	0.012	1	10/05/24 13:24	10/09/24 18:30	7440-42-8	
Molybdenum	**0.14**	mg/L	0.010	0.00062	1	10/05/24 13:24	10/09/24 18:30	7439-98-7	

This report shall not be reproduced, except in full,
without the written consent of Pace Analytical Services, LLC.

Pace Analytical Services, LLC
9800 Kincey Ave. Suite 100
Huntersville, NC 28078
(704)875-9092

ANALYTICAL RESULTS

Project: Hammond AP-1_Week 2
Pace Project No.: 92756894

Sample: HAM-PT-13 **Lab ID: 92756894007** Collected: 10/01/24 12:15 Received: 10/03/24 15:25 Matrix: Water

Parameters	Results	Units	Report Limit	MDL	DF	Prepared	Analyzed	CAS No.	Qual
6010D ATL ICP	Analytical Method: EPA 6010D Preparation Method: EPA 3010A Pace Analytical Services - Peachtree Corners, GA								
Iron	**1.3**	mg/L	0.050	0.025	1	10/05/24 13:24	10/07/24 18:33	7439-89-6	
6020 MET ICPMS	Analytical Method: EPA 6020B Preparation Method: EPA 3005A Pace Analytical Services - Peachtree Corners, GA								
Arsenic	**0.0026J**	mg/L	0.0050	0.00084	1	10/05/24 13:24	10/11/24 13:33	7440-38-2	
Boron	**0.56**	mg/L	0.040	0.012	1	10/05/24 13:24	10/09/24 18:34	7440-42-8	

This report shall not be reproduced, except in full,
without the written consent of Pace Analytical Services, LLC.

Pace Analytical Services, LLC
9800 Kincey Ave. Suite 100
Huntersville, NC 28078
(704)875-9092

ANALYTICAL RESULTS

Project: Hammond AP-1_Week 2
Pace Project No.: 92756894

Sample: HAM-PT-14 **Lab ID: 92756894008** Collected: 10/01/24 11:20 Received: 10/03/24 15:25 Matrix: Water

Parameters	Results	Units	Report Limit	MDL	DF	Prepared	Analyzed	CAS No.	Qual
6010D ATL ICP	Analytical Method: EPA 6010D Preparation Method: EPA 3010A Pace Analytical Services - Peachtree Corners, GA								
Iron	**6.7**	mg/L	0.050	0.025	1	10/05/24 13:24	10/07/24 18:38	7439-89-6	
6020 MET ICPMS	Analytical Method: EPA 6020B Preparation Method: EPA 3005A Pace Analytical Services - Peachtree Corners, GA								
Arsenic	**0.040**	mg/L	0.0050	0.00084	1	10/05/24 13:24	10/11/24 13:37	7440-38-2	
Boron	**0.56**	mg/L	0.040	0.012	1	10/05/24 13:24	10/09/24 18:38	7440-42-8	

This report shall not be reproduced, except in full,
without the written consent of Pace Analytical Services, LLC.

Pace Analytical Services, LLC
9800 Kincey Ave. Suite 100
Huntersville, NC 28078
(704)875-9092

ANALYTICAL RESULTS

Project: Hammond AP-1_Week 2
Pace Project No.: 92756894

Sample: HAM-PT-15 **Lab ID: 92756894009** Collected: 10/01/24 17:25 Received: 10/03/24 15:25 Matrix: Water

Parameters	Results	Units	Report Limit	MDL	DF	Prepared	Analyzed	CAS No.	Qual
6010D ATL ICP	Analytical Method: EPA 6010D Preparation Method: EPA 3010A Pace Analytical Services - Peachtree Corners, GA								
Iron	**0.12**	mg/L	0.050	0.025	1	10/05/24 13:24	10/07/24 18:43	7439-89-6	
6020 MET ICPMS	Analytical Method: EPA 6020B Preparation Method: EPA 3005A Pace Analytical Services - Peachtree Corners, GA								
Arsenic	**0.0034J**	mg/L	0.0050	0.00084	1	10/05/24 13:24	10/11/24 13:41	7440-38-2	
Boron	**0.63**	mg/L	0.040	0.012	1	10/05/24 13:24	10/09/24 18:41	7440-42-8	

This report shall not be reproduced, except in full,
without the written consent of Pace Analytical Services, LLC.

Pace Analytical Services, LLC
9800 Kincey Ave. Suite 100
Huntersville, NC 28078
(704)875-9092

ANALYTICAL RESULTS

Project: Hammond AP-1_Week 2
Pace Project No.: 92756894

Sample: HAM-AP1-EB-01 **Lab ID: 92756894010** Collected: 10/02/24 13:45 Received: 10/03/24 15:25 Matrix: Water

Parameters	Results	Units	Report Limit	MDL	DF	Prepared	Analyzed	CAS No.	Qual
6010D ATL ICP	Analytical Method: EPA 6010D Preparation Method: EPA 3010A Pace Analytical Services - Peachtree Corners, GA								
Iron	ND	mg/L	0.050	0.025	1	10/05/24 13:24	10/07/24 18:53	7439-89-6	
6020 MET ICPMS	Analytical Method: EPA 6020B Preparation Method: EPA 3005A Pace Analytical Services - Peachtree Corners, GA								
Arsenic	**0.0021J**	mg/L	0.0050	0.00084	1	10/05/24 13:24	10/09/24 18:49	7440-38-2	B
Boron	ND	mg/L	0.040	0.012	1	10/05/24 13:24	10/09/24 18:49	7440-42-8	
Molybdenum	ND	mg/L	0.010	0.00062	1	10/05/24 13:24	10/09/24 18:49	7439-98-7	

This report shall not be reproduced, except in full,
without the written consent of Pace Analytical Services, LLC.

Pace Analytical Services, LLC
9800 Kincey Ave. Suite 100
Huntersville, NC 28078
(704)875-9092

ANALYTICAL RESULTS

Project: Hammond AP-1_Week 2
Pace Project No.: 92756894

Sample: HAM-AP1-FB-01 **Lab ID: 92756894011** Collected: 10/02/24 13:40 Received: 10/03/24 15:25 Matrix: Water

Parameters	Results	Units	Report Limit	MDL	DF	Prepared	Analyzed	CAS No.	Qual
6010D ATL ICP	Analytical Method: EPA 6010D Preparation Method: EPA 3010A Pace Analytical Services - Peachtree Corners, GA								
Iron	ND	mg/L	0.050	0.025	1	10/05/24 13:24	10/07/24 18:57	7439-89-6	
6020 MET ICPMS	Analytical Method: EPA 6020B Preparation Method: EPA 3005A Pace Analytical Services - Peachtree Corners, GA								
Arsenic	**0.0020J**	mg/L	0.0050	0.00084	1	10/05/24 13:24	10/09/24 18:52	7440-38-2	B
Boron	ND	mg/L	0.040	0.012	1	10/05/24 13:24	10/09/24 18:52	7440-42-8	
Molybdenum	ND	mg/L	0.010	0.00062	1	10/05/24 13:24	10/09/24 18:52	7439-98-7	

This report shall not be reproduced, except in full,
without the written consent of Pace Analytical Services, LLC.

Pace Analytical Services, LLC
9800 Kincey Ave. Suite 100
Huntersville, NC 28078
(704)875-9092

ANALYTICAL RESULTS

Project: Hammond AP-1_Week 2
Pace Project No.: 92756894

Sample: HAM-AP1-FD-01 **Lab ID: 92756894012** Collected: 10/02/24 00:00 Received: 10/03/24 15:25 Matrix: Water

Parameters	Results	Units	Report Limit	MDL	DF	Prepared	Analyzed	CAS No.	Qual
6010D ATL ICP	Analytical Method: EPA 6010D Preparation Method: EPA 3010A Pace Analytical Services - Peachtree Corners, GA								
Iron	**0.10**	mg/L	0.050	0.025	1	10/05/24 13:24	10/07/24 19:02	7439-89-6	
6020 MET ICPMS	Analytical Method: EPA 6020B Preparation Method: EPA 3005A Pace Analytical Services - Peachtree Corners, GA								
Arsenic	**0.0036J**	mg/L	0.0050	0.00084	1	10/05/24 13:24	10/09/24 18:56	7440-38-2	B
Boron	**1.3**	mg/L	0.040	0.012	1	10/05/24 13:24	10/09/24 18:56	7440-42-8	
Molybdenum	**0.15**	mg/L	0.010	0.00062	1	10/05/24 13:24	10/09/24 18:56	7439-98-7	

This report shall not be reproduced, except in full,
without the written consent of Pace Analytical Services, LLC.

Pace Analytical Services, LLC
9800 Kincey Ave. Suite 100
Huntersville, NC 28078
(704)875-9092

QUALITY CONTROL DATA

Project: Hammond AP-1_Week 2
Pace Project No.: 92756894

QC Batch: 886934
QC Batch Method: EPA 3010A
Analysis Method: EPA 6010D
Analysis Description: 6010D ATL
Laboratory: Pace Analytical Services - Peachtree Corners, GA
Associated Lab Samples: 92756894001, 92756894002, 92756894003, 92756894004, 92756894005, 92756894006, 92756894007, 92756894008, 92756894009, 92756894010, 92756894011, 92756894012

METHOD BLANK: 4568098
Matrix: Water
Associated Lab Samples: 92756894001, 92756894002, 92756894003, 92756894004, 92756894005, 92756894006, 92756894007, 92756894008, 92756894009, 92756894010, 92756894011, 92756894012

Parameter	Units	Blank Result	Reporting Limit	MDL	Analyzed	Qualifiers
Iron	mg/L	ND	0.050	0.025	10/07/24 17:30	

LABORATORY CONTROL SAMPLE: 4568099

Parameter	Units	Spike Conc.	LCS Result	LCS % Rec	% Rec Limits	Qualifiers
Iron	mg/L	1	0.92	92	80-120	

MATRIX SPIKE & MATRIX SPIKE DUPLICATE: 4568100 4568101

Parameter	Units	92756894002 Result	MS Spike Conc.	MSD Spike Conc.	MS Result	MSD Result	MS % Rec	MSD % Rec	% Rec Limits	RPD	Max RPD	Qual
Iron	mg/L	3.7	1	1	4.8	4.7	108	97	75-125	2	20	

Results presented on this page are in the units indicated by the "Units" column except where an alternate unit is presented to the right of the result.

REPORT OF LABORATORY ANALYSIS

This report shall not be reproduced, except in full,
without the written consent of Pace Analytical Services, LLC.

Pace Analytical Services, LLC
9800 Kincey Ave. Suite 100
Huntersville, NC 28078
(704)875-9092

QUALITY CONTROL DATA

Project: Hammond AP-1_Week 2
Pace Project No.: 92756894

QC Batch: 886933
QC Batch Method: EPA 3005A
Analysis Method: EPA 6020B
Analysis Description: 6020 MET
Laboratory: Pace Analytical Services - Peachtree Corners, GA
Associated Lab Samples: 92756894001, 92756894002, 92756894003, 92756894004, 92756894005, 92756894006, 92756894007, 92756894008, 92756894009, 92756894010, 92756894011, 92756894012

METHOD BLANK: 4568094
Matrix: Water
Associated Lab Samples: 92756894001, 92756894002, 92756894003, 92756894004, 92756894005, 92756894006, 92756894007, 92756894008, 92756894009, 92756894010, 92756894011, 92756894012

Parameter	Units	Blank Result	Reporting Limit	MDL	Analyzed	Qualifiers
Arsenic	mg/L	ND	0.0050	0.00084	10/11/24 13:25	
Boron	mg/L	ND	0.040	0.012	10/09/24 17:46	
Molybdenum	mg/L	ND	0.010	0.00062	10/09/24 17:46	

LABORATORY CONTROL SAMPLE: 4568095

Parameter	Units	Spike Conc.	LCS Result	LCS % Rec	% Rec Limits	Qualifiers
Arsenic	mg/L	0.1	0.099	99	80-120	
Boron	mg/L	1	1.0	103	80-120	
Molybdenum	mg/L	0.1	0.098	98	80-120	

MATRIX SPIKE & MATRIX SPIKE DUPLICATE: 4568096 4568097

Parameter	Units	92756894001 Result	MS Spike Conc.	MSD Spike Conc.	MS Result	MSD Result	MS % Rec	MSD % Rec	% Rec Limits	RPD	Max RPD	Qual
Arsenic	mg/L	0.0062	0.1	0.1	0.11	0.11	102	103	75-125	1	20	
Boron	mg/L	0.61	1	1	1.6	1.7	102	106	75-125	2	20	
Molybdenum	mg/L	5.2J ug/L	0.1	0.1	0.098	0.098	92	93	75-125	1	20	

Results presented on this page are in the units indicated by the "Units" column except where an alternate unit is presented to the right of the result.

REPORT OF LABORATORY ANALYSIS

This report shall not be reproduced, except in full,
without the written consent of Pace Analytical Services, LLC.

Pace Analytical Services, LLC
9800 Kincey Ave. Suite 100
Huntersville, NC 28078
(704)875-9092

QUALIFIERS

Project: Hammond AP-1_Week 2
Pace Project No.: 92756894

DEFINITIONS

DF - Dilution Factor, if reported, represents the factor applied to the reported data due to dilution of the sample aliquot.

ND - Not Detected at or above adjusted reporting limit.

TNTC - Too Numerous To Count

J - Estimated concentration above the adjusted method detection limit and below the adjusted reporting limit.

MDL - Adjusted Method Detection Limit.

PQL - Practical Quantitation Limit.

RL - Reporting Limit - The lowest concentration value that meets project requirements for quantitative data with known precision and bias for a specific analyte in a specific matrix.

S - Surrogate

1,2-Diphenylhydrazine decomposes to and cannot be separated from Azobenzene using Method 8270. The result for each analyte is a combined concentration.

Consistent with EPA guidelines, unrounded data are displayed and have been used to calculate % recovery and RPD values.

LCS(D) - Laboratory Control Sample (Duplicate)

MS(D) - Matrix Spike (Duplicate)

DUP - Sample Duplicate

RPD - Relative Percent Difference

NC - Not Calculable.

SG - Silica Gel - Clean-Up

U - Indicates the compound was analyzed for, but not detected.

Acid preservation may not be appropriate for 2 Chloroethylvinyl ether.

A separate vial preserved to a pH of 4-5 is recommended in SW846 Chapter 4 for the analysis of Acrolein and Acrylonitrile by EPA Method 8260.

N-Nitrosodiphenylamine decomposes and cannot be separated from Diphenylamine using Method 8270. The result reported for each analyte is a combined concentration.

Reported results are not rounded until the final step prior to reporting. Therefore, calculated parameters that are typically reported as "Total" may vary slightly from the sum of the reported component parameters.

Pace Analytical is TNI accredited. Contact your Pace PM for the current list of accredited analytes.

TNI - The NELAC Institute.

ANALYTE QUALIFIERS

B	Analyte was detected in the associated method blank.

This report shall not be reproduced, except in full,
without the written consent of Pace Analytical Services, LLC.

Pace Analytical Services, LLC
9800 Kincey Ave. Suite 100
Huntersville, NC 28078
(704)875-9092

QUALITY CONTROL DATA CROSS REFERENCE TABLE

Project: Hammond AP-1_Week 2
Pace Project No.: 92756894

Lab ID	Sample ID	QC Batch Method	QC Batch	Analytical Method	Analytical Batch
92756894001	**HAM-PT-07**	EPA 3010A	886934	EPA 6010D	886973
92756894002	**HAM-PT-08**	EPA 3010A	886934	EPA 6010D	886973
92756894003	**HAM-PT-09**	EPA 3010A	886934	EPA 6010D	886973
92756894004	**HAM-PT-10**	EPA 3010A	886934	EPA 6010D	886973
92756894005	**HAM-PT-11**	EPA 3010A	886934	EPA 6010D	886973
92756894006	**HAM-PT-12**	EPA 3010A	886934	EPA 6010D	886973
92756894007	**HAM-PT-13**	EPA 3010A	886934	EPA 6010D	886973
92756894008	**HAM-PT-14**	EPA 3010A	886934	EPA 6010D	886973
92756894009	**HAM-PT-15**	EPA 3010A	886934	EPA 6010D	886973
92756894010	**HAM-AP1-EB-01**	EPA 3010A	886934	EPA 6010D	886973
92756894011	**HAM-AP1-FB-01**	EPA 3010A	886934	EPA 6010D	886973
92756894012	**HAM-AP1-FD-01**	EPA 3010A	886934	EPA 6010D	886973
92756894001	**HAM-PT-07**	EPA 3005A	886933	EPA 6020B	886977
92756894002	**HAM-PT-08**	EPA 3005A	886933	EPA 6020B	886977
92756894003	**HAM-PT-09**	EPA 3005A	886933	EPA 6020B	886977
92756894004	**HAM-PT-10**	EPA 3005A	886933	EPA 6020B	886977
92756894005	**HAM-PT-11**	EPA 3005A	886933	EPA 6020B	886977
92756894006	**HAM-PT-12**	EPA 3005A	886933	EPA 6020B	886977
92756894007	**HAM-PT-13**	EPA 3005A	886933	EPA 6020B	886977
92756894008	**HAM-PT-14**	EPA 3005A	886933	EPA 6020B	886977
92756894009	**HAM-PT-15**	EPA 3005A	886933	EPA 6020B	886977
92756894010	**HAM-AP1-EB-01**	EPA 3005A	886933	EPA 6020B	886977
92756894011	**HAM-AP1-FB-01**	EPA 3005A	886933	EPA 6020B	886977
92756894012	**HAM-AP1-FD-01**	EPA 3005A	886933	EPA 6020B	886977

This report shall not be reproduced, except in full,
without the written consent of Pace Analytical Services, LLC.

Pace Analytical

CHAIN-OF-CUSTODY / Analytical Request Docum

The Chain-of-Custody is a LEGAL DOCUMENT. All relevant fields must be completed accurat

WO# : 92756894

92756894

Section A Required Client Information:		Section B Required Project Information:		Section C Invoice Information:	
Company:	GA Power	Report To:	SCS Contacts	Attention:	Southern Co
Address:	Atlanta, GA	Copy To:	Geosyntec Contacts	Company Name:	
				Address:	
Email To:	SCS Contacts	Purchase Order No.:	GPC82474-0001	Pace Quote Reference:	
Phone:	Fax:	Project Name:	Hammond AP-1_Week 2	Pace Project Manager:	Bonnie Vang
Requested Due Date/TAT:	10 Day	Project Number:		Pace Profile #:	16483

REGULATORY AGENCY

☐ NPDES ☐ GROUND WATER ☐ DRINKING WATER

☐ UST ☐ RCRA ☑ OTHER CCR

Site Location STATE: GA

Requested Analysis Filtered (Y/N)

ITEM #	Section D Required Client Information SAMPLE ID (A-Z, 0-9 / ,-) Sample IDs MUST BE UNIQUE	MATRIX CODE (see valid codes to left)	SAMPLE TYPE (G=GRAB C=COMP)	COLLECTED COMPOSITE DATE	COLLECTED COMPOSITE TIME	COLLECTED COMPOSITE DATE	COLLECTED COMPOSITE TIME	SAMPLE TEMP AT COLLECTION	# OF CONTAINERS	Unpreserved	H_2SO_4	HNO_3	HCl	NaOH	$Na_2S_2O_3$	Methanol	Other	Analysis Test Y/N	Total 601/6022 B As, Mo, Fe	Total 601/6022-B As, Fe	Total 601/6022-B Mo, Fe	Residual Chlorine (Y/N)	Pace Project No./ Lab I.D.
	Valid Matrix Codes: MATRIX / CODE — DRINKING WATER DW; WATER WT; WASTE WATER WW; PRODUCT P; SOIL/SOLID SL; OIL OL; WIPE WP; AIR AR; OTHER OT; TISSUE TS									Preservatives								N	N	N		
1	HAM-PT-07	WG	G	10/1/2024	1431			21	1			-								X		N	
2	HAM-PT-08	WG	G	10/1/2024	1440			22	1			1								X		N	
3	HAM-PT-09	WG	G	10/2/2024	1221			21	1			1									X	N	
4	HAM-PT-10	WG	G	10/2/2024	1210			22	1			1									X	N	
5	HAM-PT-11	WG	G	10/2/2024	1006			21	1			1									X	N	
6	HAM-PT-12	WG	G	10/2/2024	1030			21	1			1									X	N	
7	HAM-PT-13	WG	G	10/1/2024	1215			21	1			1								X		N	
8	HAM-PT-14	WG	G	10/1/2024	1120			19	1			1								X		N	
9	HAM-PT-15	WG	G	10/1/2024	1725			21	1			1								X		N	
10	HAM-AP1-EB-01	WG	G	10/2/2024	1345			21	1			1							X			N	
11	HAM-AP1-FB-01	WG	G	10/2/2024	1340			21	1			1							X			N	
12	HAM-AP1-FD-01	WG	G	10/2/2024	0000			21	1			1							X			N	

ADDITIONAL COMMENTS	RELINQUISHED BY / AFFILIATION	DATE	TIME	ACCEPTED BY / AFFILIATION	DATE	TIME	SAMPLE CONDITIONS
Task Code: HAM-CCR-CA-20241001	Zain Webb / Geosyntec	10-3-24	1050	Ryan William / Pace	10/3/2024	1060	
	Ryan William / Pace	10/3/2024	1525	[illegible]	10/3/24	1525	

SAMPLER NAME AND SIGNATURE

PRINT Name of SAMPLER: Zain Webb, Elisabeth Russell / Geosyntec Consultants, Inc.

SIGNATURE of SAMPLER: [signature] DATE Signed (MM/DD/YY): 10/3/24

Temp in °C | Received on Ice (Y/N) | Custody Sealed Cooler (Y/N) | Samples Intact (Y/N)

*Important Note: By signing this form you are accepting Pace's NET 30 day payment terms and agreeing to late charges of 1.5% per month for any invoices not paid within 30 days.

F-ALL-Q-020rev.07, 15-Feb-2007

Pace	DC#_Title: ENV-FRM-HUN1-0083 v05_Sample Condition Upon Receipt
	Effective Date: 05/24/2024

Laboratory receiving samples:
Asheville ☐ Eden ☐ Greenwood ☐ Huntersville ☐ Raleigh ☐ Mechanicsville ☐ Atlanta ☒ Kernersville ☐

Sample Condition Upon Receipt

Client Name: GA Power

Project #: **WO#: 92756894**
PM: BV Due Date: 10/18/24
CLIENT: 92- GP-HAM

Courier: ☐ Fed Ex ☐ UPS ☐ USPS ☐ Client ☐ Commercial ☒ Pace ☐ Other:____

Custody Seal Present? ☐ Yes ☐ No Seals Intact? ☐ Yes ☐ No ☒ N/A

Date/Initials Person Examining Contents: MSW

Packing Material: ☒ Bubble Wrap ☐ Bubble Bags ☐ None ☐ Other

Biological Tissue Frozen? ☐ Yes ☐ No ☒ N/A

Thermometer: ☐ IR Gun ID: 214

Type of Ice: ☒ Wet ☐ Blue ☐ None

Cooler Temp: 5.3 Correction Factor: Add/Subtract (°C) 0

Temp should be above freezing to 6°C
☐ Samples out of temp criteria. Samples on ice, cooling process has begun

Cooler Temp Corrected (°C): 5.3

USDA Regulated Soil (☐ N/A, water sample)
Did samples originate in a quarantine zone within the United States: CA, NY, or SC (check maps)? ☐ Yes ☐ No

Did samples originate from a foreign source (internationally, including Hawaii and Puerto Rico)? ☐ Yes ☐ No

				Comments/Discrepancy:
Chain of Custody Present?	☒ Yes	☐ No	☐ N/A	1.
Samples Arrived within Hold Time?	☒ Yes	☐ No	☐ N/A	2.
Short Hold Time Analysis (<72 hr.)?	☐ Yes	☒ No	☐ N/A	3.
Rush Turn Around Time Requested?	☐ Yes	☒ No	☐ N/A	4.
Sufficient Volume?	☒ Yes	☐ No	☐ N/A	5.
Correct Containers Used?	☒ Yes	☐ No	☐ N/A	6.
-Pace Containers Used?	☒ Yes	☐ No	☐ N/A	
Containers Intact?	☒ Yes	☐ No	☐ N/A	7.
Dissolved analysis: Samples Field Filtered?	☐ Yes	☐ No	☒ N/A	8.
Sample Labels Match COC?	☒ Yes	☐ No	☐ N/A	9.
-Includes Date/Time/ID/Analysis Matrix: WG				
Headspace in VOA Vials (>5-6mm)?	☐ Yes	☐ No	☒ N/A	10.
Trip Blank Present?	☐ Yes	☐ No	☒ N/A	11.
Trip Blank Custody Seals Present?	☐ Yes	☐ No	☒ N/A	

COMMENTS/SAMPLE DISCREPANCY

Field Data Required? ☐ Yes ☐ No

Lot ID of split containers:

CLIENT NOTIFICATION/RESOLUTION

Person contacted: _____ Date/Time: _____

Project Manager SCURF Review: _____ **Date:** _____

Project Manager SRF Review: _____ **Date:** _____

Pace ANALYTICAL SERVICES

DC#_Title: ENV-FRM-HUN1-0083 v05_Sample Condition Upon Receipt

Effective Date: 05/24/2024

WO#: 92756894

PM: BV **Due Date: 10/18/24**

CLIENT: 92- GP-HAM

Project #

*Check mark top half of box if pH and/or dechlorination is verified and within the acceptance range for preservation samples.

Exceptions: VOA, Coliform, TOC, Oil and Grease, DRO/8015 (water) DOC, LLHg

**Bottom half of box is to list number of bottles

***Check all unpreserved Nitrates for chlorine

Laboratory Receiving Location: Asheville ☐ Eden ☐ Greenwood ☐ Huntersville ☐ Raleigh ☐ Mechanicsville ☐ Atlanta ☐ Kernersville ☐

Client GA Power Profile/EZ (Circle one) 16483 Notes

Item#	BP4U-125 mL Plastic Unpreserved (N/A) (Cl-)	BP3U-250 mL Plastic Unpreserved (N/A)	BP2U-500 mL Plastic Unpreserved (N/A)	BP1U-1 liter Plastic Unpreserved (N/A)		BP4S-125 mL Plastic H2SO4 (pH < 2) (Cl-)	BP3N-250 mL plastic HNO3 (pH < 2)	BP4Z-125 mL Plastic ZN Acetate & NaOH (>9)	BP4B-125 mL Plastic NaOH (pH > 12) (Cl-)	WGFU-Wide-mouthed Glass jar Unpreserved	AG1U-1 liter Amber Unpreserved (N/A) (Cl-)	AG1H-1 liter Amber HCl (pH < 2)	AG3U-250 mL Amber Unpreserved (N/A) (Cl-)	AG1S-1 liter Amber H2SO4 (pH < 2)	AG3S-250 mL Amber H2SO4 (pH < 2)	DG94-40 mL Amber NH4Cl (N/A)(Cl-)	DG9H-40 mL VOA HCl (N/A)	VG9T-40 mL VOA Na2S2O3 (N/A)	VG9U-40 mL VOA Unpreserved (N/A)	DG9V-40 mL VOA H3PO4 (N/A)	KP7U-50 mL Plastic Unpreserved (N/A)	V/GK (3 vials per kit)-VPH/Gas kit (N/A)	SP5T-125 mL Sterile Plastic (N/A – lab)	SP2T-250 mL Sterile Plastic (N/A – lab)		BP3R-250 mL Plastic (NH2)2SO4 (9.3-9.7)	AG0U-100 mL Amber Unpreserved (N/A) (Cl-)	VSGU-20 mL Scintillation vials (N/A)	DG9U-40 mL Amber Unpreserved vials (N/A)
CC							GA																						
1							1																						
2							1																						
3							1																						
4							1																						
5							1																						
6							1																						
7							1																						
8							1																						
9							1																						
10							1																						
11							1																						
12							1																						

pH Adjustment Log for Preserved Samples

Sample ID	Type of Preservative	pH upon receipt	Date preservation adjusted	Time preservation adjusted	Amount of Preservative added	Lot #

Note: Whenever there is a discrepancy affecting North Carolina compliance samples, a copy of this form will be sent to the North Carolina DENR Certification Office (i.e. Out of hold, incorrect preservative, out of temp, incorrect containers.

Pace Analytical Services, LLC
9800 Kincey Ave. Suite 100
Huntersville, NC 28078
(704)875-9092

October 29, 2024

Kristen Jurinko
Southern Company
241 Ralph McGill Blvd NE
Bin 10160
Atlanta, GA 30308

RE: Project: Hammond AP-1_Week 3
Pace Project No.: 92757972

Dear Kristen Jurinko:

Enclosed are the analytical results for sample(s) received by the laboratory on October 10, 2024. The results relate only to the samples included in this report. Results reported herein conform to the applicable TNI/NELAC Standards and the laboratory's Quality Manual, where applicable, unless otherwise noted in the body of the report.

The test results provided in this final report were generated by each of the following laboratories within the Pace Network:

- Pace Analytical Services - Duluth, MN
- Pace Analytical Services - Peachtree Corners, GA
- Pace Analytical Services - Minneapolis

If you have any questions concerning this report, please feel free to contact me.

Sincerely,

Bonnie Vang

Bonnie Vang
bonnie.vang@pacelabs.com
704-977-0968
Project Manager

Enclosures

cc: Kip Gray, Geosyntec
Christine Hug, Geosyntec Consultants, Inc.
Thomas Kessler, Geosyntec Consultants
Whitney Law, Geosyntec Consultants
Laura Midkiff, Southern Company
Caroline Nelson, Geosyntec Consultants, Inc
Jamie Newsome, Geosyntec Consultants
Zain Webb, Geosyntec Consultants

REPORT OF LABORATORY ANALYSIS

This report shall not be reproduced, except in full,
without the written consent of Pace Analytical Services, LLC.

Pace Analytical Services, LLC
9800 Kincey Ave. Suite 100
Huntersville, NC 28078
(704)875-9092

CERTIFICATIONS

Project: Hammond AP-1_Week 3
Pace Project No.: 92757972

Pace Analytical Services, LLC - Minneapolis MN

1700 Elm Street SE, Minneapolis, MN 55414
Alabama Certification #: 40770
Alaska Contaminated Sites Certification #: 17-009
Alaska DW Certification #: MN00064
Arizona Certification #: AZ0014
Arkansas DW Certification #: MN00064
Arkansas WW Certification #: 88-0680
California Certification #: 2929
Colorado Certification #: MN00064
Connecticut Certification #: PH-0256
DoD Certification via A2LA #: 2926.01
EPA Region 8 Tribal Water Systems+Wyoming DW Certification #: via MN 027-053-137
Florida Certification #: E87605
Georgia Certification #: 959
GMP+ Certification #: GMP050884
Hawaii Certification #: MN00064
Idaho Certification #: MN00064
Illinois Certification #: 200011
Indiana Certification #: C-MN-01
Iowa Certification #: 368
ISO/IEC 17025 Certification via A2LA #: 2926.01
Kansas Certification #: E-10167
Kentucky DW Certification #: 90062
Kentucky WW Certification #: 90062
Louisiana DEQ Certification #: AI-03086
Louisiana DW Certification #: MN00064
Maine Certification #: MN00064
Maryland Certification #: 322
Michigan Certification #: 9909
Minnesota Certification #: 027-053-137
Minnesota Dept of Ag Approval: via MN 027-053-137
Minnesota Petrofund Registration #: 1240
Mississippi Certification #: MN00064
Missouri Certification #: 10100
Montana Certification #: CERT0092
Nebraska Certification #: NE-OS-18-06
Nevada Certification #: MN00064
New Hampshire Certification #: 2081
New Jersey Certification #: MN002
New York Certification #: 11647
North Carolina DW Certification #: 27700
North Carolina WW Certification #: 530
North Dakota Certification (A2LA) #: R-036
North Dakota Certification (MN) #: R-036
Ohio DW Certification #: 41244
Ohio VAP Certification (1700) #: CL101
Oklahoma Certification #: 9507
Oregon Primary Certification #: MN300001
Oregon Secondary Certification #: MN200001
Pennsylvania Certification #: 68-00563
Puerto Rico Certification #: MN00064
South Carolina Certification #:74003001
Tennessee Certification #: TN02818
Texas Certification #: T104704192
Utah Certification #: MN00064
Vermont Certification #: VT-027053137
Virginia Certification #: 460163
Washington Certification #: C486
West Virginia DEP Certification #: 382
West Virginia DW Certification #: 9952 C
Wisconsin Certification #: 999407970
Wyoming UST Certification via A2LA #: 2926.01
USDA Permit #: P330-19-00208

Pace Analytical Services, LLC - Duluth MN

4730 Oneota Street, Duluth, MN 55807
Minnesota Certification #: 027-137-152
Minnesota Dept of Ag Approval: via Minnesota 027-137-152
Minnesota Petrofund Registration #: 1240
North Dakota Certification #: R-105
Wisconsin Certification #: 999446800
Wisconsin Dept of Ag Certification #: 480341

Pace Analytical Services Peachtree Corners

110 Technology Pkwy, Peachtree Corners, GA 30092
Florida DOH Certification #: E87315
Georgia DW Inorganics Certification #: 812
North Carolina Certification #: 381
South Carolina Certification #: 98011001
Virginia Certification #: 460204

This report shall not be reproduced, except in full,
without the written consent of Pace Analytical Services, LLC.

Pace Analytical Services, LLC
9800 Kincey Ave. Suite 100
Huntersville, NC 28078
(704)875-9092

SAMPLE SUMMARY

Project: Hammond AP-1_Week 3
Pace Project No.: 92757972

Lab ID	Sample ID	Matrix	Date Collected	Date Received
92757972001	**HAM-PT-07**	Water	10/08/24 15:13	10/10/24 11:15
92757972002	**HAM-PT-08**	Water	10/08/24 12:45	10/10/24 11:15
92757972003	**HAM-PT-09**	Water	10/09/24 12:40	10/10/24 11:15
92757972004	**HAM-PT-10**	Water	10/09/24 13:44	10/10/24 11:15
92757972005	**HAM-PT-11**	Water	10/09/24 10:07	10/10/24 11:15
92757972006	**HAM-PT-12**	Water	10/09/24 10:40	10/10/24 11:15
92757972007	**HAM-PT-13**	Water	10/08/24 13:00	10/10/24 11:15
92757972008	**HAM-PT-14**	Water	10/08/24 15:30	10/10/24 11:15
92757972009	**HAM-PT-15**	Water	10/08/24 17:04	10/10/24 11:15
92757972010	**HAM-AP1-EB-01**	Water	10/09/24 15:00	10/10/24 11:15
92757972011	**HAM-AP1-FB-01**	Water	10/09/24 15:05	10/10/24 11:15
92757972012	**HAM-AP1-FD-01**	Water	10/08/24 00:00	10/10/24 11:15

This report shall not be reproduced, except in full,
without the written consent of Pace Analytical Services, LLC.

Pace Analytical Services, LLC
9800 Kincey Ave. Suite 100
Huntersville, NC 28078
(704)875-9092

SAMPLE ANALYTE COUNT

Project: Hammond AP-1_Week 3
Pace Project No.: 92757972

Lab ID	Sample ID	Method	Analysts	Analytes Reported	Laboratory
92757972001	**HAM-PT-07**	EPA 300.0	JA2	3	PASI-DU
		SM 4500-S2 D-2011	DW3	1	PASI-DU
		EPA 6010D	MJS2	6	PASI-GA
		EPA 6020B	CW1	13	PASI-GA
		EPA 7470A	VB	1	PASI-GA
		SM 2540C-2015	DL1	1	PASI-GA
		SM 2320B	KEO	3	PASI-M
92757972002	**HAM-PT-08**	EPA 300.0	JA2	3	PASI-DU
		SM 4500-S2 D-2011	DW3	1	PASI-DU
		EPA 6010D	MJS2	6	PASI-GA
		EPA 6020B	CW1	13	PASI-GA
		EPA 7470A	VB	1	PASI-GA
		SM 2540C-2015	DL1	1	PASI-GA
		SM 2320B	KEO	3	PASI-M
92757972003	**HAM-PT-09**	EPA 300.0	JA2	3	PASI-DU
		SM 4500-S2 D-2011	DW3	1	PASI-DU
		EPA 6010D	MJS2	6	PASI-GA
		EPA 6020B	CW1	13	PASI-GA
		EPA 7470A	VB	1	PASI-GA
		SM 2540C-2015	DL1	1	PASI-GA
		SM 2320B	KEO	3	PASI-M
92757972004	**HAM-PT-10**	EPA 300.0	JA2	3	PASI-DU
		SM 4500-S2 D-2011	DW3	1	PASI-DU
		EPA 6010D	MJS2	6	PASI-GA
		EPA 6020B	CW1	13	PASI-GA
		EPA 7470A	VB	1	PASI-GA
		SM 2540C-2015	DL1	1	PASI-GA
		SM 2320B	KEO	3	PASI-M
92757972005	**HAM-PT-11**	EPA 300.0	JA2	3	PASI-DU
		SM 4500-S2 D-2011	DW3	1	PASI-DU
		EPA 6010D	MJS2	6	PASI-GA
		EPA 6020B	CW1	13	PASI-GA
		EPA 7470A	VB	1	PASI-GA
		SM 2540C-2015	DL1	1	PASI-GA
		SM 2320B	KEO	3	PASI-M
92757972006	**HAM-PT-12**	EPA 300.0	JA2	3	PASI-DU
		SM 4500-S2 D-2011	DW3	1	PASI-DU

This report shall not be reproduced, except in full,
without the written consent of Pace Analytical Services, LLC.

Pace Analytical Services, LLC
9800 Kincey Ave. Suite 100
Huntersville, NC 28078
(704)875-9092

SAMPLE ANALYTE COUNT

Project: Hammond AP-1_Week 3
Pace Project No.: 92757972

Lab ID	Sample ID	Method	Analysts	Analytes Reported	Laboratory
		EPA 6010D	MJS2	6	PASI-GA
		EPA 6020B	CW1	13	PASI-GA
		EPA 7470A	VB	1	PASI-GA
		SM 2540C-2015	DL1	1	PASI-GA
		SM 2320B	KEO	3	PASI-M
92757972007	**HAM-PT-13**	EPA 300.0	JA2	3	PASI-DU
		SM 4500-S2 D-2011	DW3	1	PASI-DU
		EPA 6010D	MJS2	6	PASI-GA
		EPA 6020B	CW1	13	PASI-GA
		EPA 7470A	VB	1	PASI-GA
		SM 2540C-2015	DL1	1	PASI-GA
		SM 2320B	KEO	3	PASI-M
92757972008	**HAM-PT-14**	EPA 300.0	JA2	3	PASI-DU
		SM 4500-S2 D-2011	DW3	1	PASI-DU
		EPA 6010D	MJS2	6	PASI-GA
		EPA 6020B	CW1	13	PASI-GA
		EPA 7470A	VB	1	PASI-GA
		SM 2540C-2015	DL1	1	PASI-GA
		SM 2320B	KEO	3	PASI-M
92757972009	**HAM-PT-15**	EPA 300.0	JA2	3	PASI-DU
		SM 4500-S2 D-2011	DW3	1	PASI-DU
		EPA 6010D	MJS2	6	PASI-GA
		EPA 6020B	CW1	13	PASI-GA
		EPA 7470A	VB	1	PASI-GA
		SM 2540C-2015	DL1	1	PASI-GA
		SM 2320B	KEO	3	PASI-M
92757972010	**HAM-AP1-EB-01**	EPA 300.0	JA2	3	PASI-DU
		SM 4500-S2 D-2011	DW3	1	PASI-DU
		EPA 6010D	MJS2	6	PASI-GA
		EPA 6020B	CW1	13	PASI-GA
		EPA 7470A	VB	1	PASI-GA
		SM 2540C-2015	DL1	1	PASI-GA
		SM 2320B	KEO	3	PASI-M
92757972011	**HAM-AP1-FB-01**	EPA 300.0	JA2	3	PASI-DU
		SM 4500-S2 D-2011	DW3	1	PASI-DU
		EPA 6010D	MJS2	6	PASI-GA
		EPA 6020B	CW1	13	PASI-GA

This report shall not be reproduced, except in full,
without the written consent of Pace Analytical Services, LLC.

Pace Analytical Services, LLC
9800 Kincey Ave. Suite 100
Huntersville, NC 28078
(704)875-9092

SAMPLE ANALYTE COUNT

Project: Hammond AP-1_Week 3
Pace Project No.: 92757972

Lab ID	Sample ID	Method	Analysts	Analytes Reported	Laboratory
		EPA 7470A	VB	1	PASI-GA
		SM 2540C-2015	DL1	1	PASI-GA
		SM 2320B	KEO	3	PASI-M
92757972012	**HAM-AP1-FD-01**	EPA 300.0	JA2	3	PASI-DU
		SM 4500-S2 D-2011	DW3	1	PASI-DU
		EPA 6010D	MJS2	6	PASI-GA
		EPA 6020B	CW1	13	PASI-GA
		EPA 7470A	VB	1	PASI-GA
		SM 2540C-2015	DL1	1	PASI-GA
		SM 2320B	KEO	3	PASI-M

PASI-DU = Pace Analytical Services - Duluth, MN
PASI-GA = Pace Analytical Services - Peachtree Corners, GA
PASI-M = Pace Analytical Services - Minneapolis

This report shall not be reproduced, except in full,
without the written consent of Pace Analytical Services, LLC.

Pace Analytical Services, LLC
9800 Kincey Ave. Suite 100
Huntersville, NC 28078
(704)875-9092

SUMMARY OF DETECTION

Project: Hammond AP-1_Week 3
Pace Project No.: 92757972

Lab Sample ID Method	Client Sample ID Parameters	Result	Units	Report Limit	Analyzed	Qualifiers
92757972001	**HAM-PT-07**					
EPA 300.0	Chloride	18.6	mg/L	1.0	10/26/24 08:26	
EPA 300.0	Fluoride	0.30	mg/L	0.050	10/26/24 08:26	
EPA 300.0	Sulfate	238	mg/L	1.0	10/26/24 08:26	
EPA 6010D	Iron	3.2	mg/L	0.040	10/12/24 13:51	
EPA 6010D	Manganese	2.8	mg/L	0.040	10/12/24 13:51	
EPA 6010D	Potassium	5.6	mg/L	0.50	10/12/24 13:51	
EPA 6010D	Sodium	10.5	mg/L	1.0	10/13/24 13:15	
EPA 6010D	Calcium	108	mg/L	1.0	10/12/24 13:51	
EPA 6010D	Magnesium	17.0	mg/L	0.050	10/12/24 13:51	
EPA 6020B	Arsenic	0.025	mg/L	0.0050	10/14/24 20:32	
EPA 6020B	Barium	0.051	mg/L	0.0050	10/14/24 20:32	
EPA 6020B	Beryllium	0.00014J	mg/L	0.00050	10/14/24 20:32	
EPA 6020B	Boron	0.54	mg/L	0.040	10/14/24 20:32	
EPA 6020B	Cadmium	0.00016J	mg/L	0.00050	10/14/24 20:32	
EPA 6020B	Cobalt	0.033	mg/L	0.0050	10/15/24 19:56	
EPA 6020B	Lithium	0.051	mg/L	0.030	10/14/24 20:32	
EPA 6020B	Molybdenum	0.0045J	mg/L	0.010	10/14/24 20:32	
EPA 7470A	Mercury	0.00018J	mg/L	0.00020	10/16/24 13:37	
SM 2540C-2015	Total Dissolved Solids	548	mg/L	25.0	10/14/24 12:28	
SM 2320B	Alkalinity, Total as CaCO3	149	mg/L	5.0	10/17/24 13:07	
SM 2320B	Alkalinity,Bicarbonate (CaCO3)	149	mg/L	5.0	10/17/24 13:07	
92757972002	**HAM-PT-08**					
EPA 300.0	Chloride	18.1	mg/L	1.0	10/26/24 09:11	
EPA 300.0	Fluoride	0.23	mg/L	0.050	10/26/24 09:11	
EPA 300.0	Sulfate	242	mg/L	1.0	10/26/24 09:11	
EPA 6010D	Iron	2.8	mg/L	0.040	10/12/24 13:54	
EPA 6010D	Manganese	2.2	mg/L	0.040	10/12/24 13:54	
EPA 6010D	Potassium	5.7	mg/L	0.50	10/12/24 13:54	
EPA 6010D	Sodium	9.9	mg/L	1.0	10/13/24 13:19	
EPA 6010D	Calcium	106	mg/L	1.0	10/12/24 13:54	
EPA 6010D	Magnesium	15.4	mg/L	0.050	10/12/24 13:54	
EPA 6020B	Arsenic	0.066	mg/L	0.0050	10/14/24 20:36	
EPA 6020B	Barium	0.051	mg/L	0.0050	10/14/24 20:36	
EPA 6020B	Boron	0.58	mg/L	0.040	10/14/24 20:36	
EPA 6020B	Cadmium	0.00011J	mg/L	0.00050	10/14/24 20:36	
EPA 6020B	Cobalt	0.021	mg/L	0.0050	10/15/24 20:00	
EPA 6020B	Lithium	0.035	mg/L	0.030	10/14/24 20:36	
EPA 6020B	Molybdenum	0.0086J	mg/L	0.010	10/14/24 20:36	
SM 2540C-2015	Total Dissolved Solids	524	mg/L	25.0	10/14/24 12:29	
SM 2320B	Alkalinity, Total as CaCO3	114	mg/L	5.0	10/17/24 12:43	
SM 2320B	Alkalinity,Bicarbonate (CaCO3)	114	mg/L	5.0	10/17/24 12:43	
92757972003	**HAM-PT-09**					
EPA 300.0	Chloride	45.9	mg/L	1.0	10/26/24 10:27	
EPA 300.0	Fluoride	0.39	mg/L	0.050	10/26/24 10:27	
EPA 300.0	Sulfate	200	mg/L	1.0	10/26/24 10:27	
EPA 6010D	Iron	0.073	mg/L	0.040	10/12/24 13:57	

This report shall not be reproduced, except in full,
without the written consent of Pace Analytical Services, LLC.

Pace Analytical Services, LLC
9800 Kincey Ave. Suite 100
Huntersville, NC 28078
(704)875-9092

SUMMARY OF DETECTION

Project: Hammond AP-1_Week 3
Pace Project No.: 92757972

Lab Sample ID Method	Client Sample ID Parameters	Result	Units	Report Limit	Analyzed	Qualifiers
92757972003	**HAM-PT-09**					
EPA 6010D	Manganese	0.58	mg/L	0.040	10/12/24 13:57	
EPA 6010D	Potassium	6.0	mg/L	0.50	10/12/24 13:57	
EPA 6010D	Sodium	9.5	mg/L	1.0	10/13/24 13:22	
EPA 6010D	Calcium	92.4	mg/L	1.0	10/12/24 13:57	
EPA 6010D	Magnesium	25.3	mg/L	0.050	10/12/24 13:57	
EPA 6020B	Barium	0.073	mg/L	0.0050	10/14/24 20:40	
EPA 6020B	Boron	1.4	mg/L	0.040	10/14/24 20:40	
EPA 6020B	Cadmium	0.00018J	mg/L	0.00050	10/14/24 20:40	
EPA 6020B	Cobalt	0.0040J	mg/L	0.0050	10/15/24 20:11	
EPA 6020B	Lithium	0.0021J	mg/L	0.030	10/14/24 20:40	
EPA 6020B	Molybdenum	0.18	mg/L	0.010	10/14/24 20:40	
SM 2540C-2015	Total Dissolved Solids	493	mg/L	25.0	10/14/24 12:35	
SM 2320B	Alkalinity, Total as CaCO3	123	mg/L	5.0	10/17/24 13:42	
SM 2320B	Alkalinity,Bicarbonate (CaCO3)	123	mg/L	5.0	10/17/24 13:42	
92757972004	**HAM-PT-10**					
EPA 300.0	Chloride	50.0	mg/L	1.0	10/26/24 10:42	
EPA 300.0	Fluoride	0.29	mg/L	0.050	10/26/24 10:42	
EPA 300.0	Sulfate	165	mg/L	1.0	10/26/24 10:42	
EPA 6010D	Iron	0.12	mg/L	0.040	10/12/24 14:02	
EPA 6010D	Manganese	0.60	mg/L	0.040	10/12/24 14:02	
EPA 6010D	Potassium	7.0	mg/L	0.50	10/12/24 14:02	
EPA 6010D	Sodium	9.1	mg/L	1.0	10/13/24 13:26	
EPA 6010D	Calcium	109	mg/L	1.0	10/12/24 14:02	
EPA 6010D	Magnesium	14.1	mg/L	0.050	10/12/24 14:02	
EPA 6020B	Barium	0.054	mg/L	0.0050	10/14/24 20:45	
EPA 6020B	Boron	1.6	mg/L	0.040	10/14/24 20:45	
EPA 6020B	Cobalt	0.0013J	mg/L	0.0050	10/15/24 20:15	
EPA 6020B	Molybdenum	0.18	mg/L	0.010	10/14/24 20:45	
SM 2540C-2015	Total Dissolved Solids	484	mg/L	25.0	10/14/24 12:36	
SM 2320B	Alkalinity, Total as CaCO3	141	mg/L	5.0	10/17/24 13:47	
SM 2320B	Alkalinity,Bicarbonate (CaCO3)	141	mg/L	5.0	10/17/24 13:47	
92757972005	**HAM-PT-11**					
EPA 300.0	Chloride	37.6	mg/L	1.0	10/26/24 10:57	
EPA 300.0	Fluoride	0.32	mg/L	0.050	10/26/24 10:57	
EPA 300.0	Sulfate	211	mg/L	1.0	10/26/24 10:57	
EPA 6010D	Iron	0.24	mg/L	0.040	10/12/24 14:06	
EPA 6010D	Manganese	1.1	mg/L	0.040	10/12/24 14:06	
EPA 6010D	Potassium	5.7	mg/L	0.50	10/12/24 14:06	
EPA 6010D	Sodium	7.8	mg/L	1.0	10/13/24 13:30	
EPA 6010D	Calcium	91.9	mg/L	1.0	10/12/24 14:06	
EPA 6010D	Magnesium	21.6	mg/L	0.050	10/12/24 14:06	
EPA 6020B	Arsenic	0.0014J	mg/L	0.0050	10/24/24 12:53	
EPA 6020B	Barium	0.067	mg/L	0.0050	10/24/24 12:53	
EPA 6020B	Boron	1.5	mg/L	0.040	10/24/24 12:53	
EPA 6020B	Cadmium	0.00017J	mg/L	0.00050	10/24/24 12:53	
EPA 6020B	Cobalt	0.015	mg/L	0.0050	10/24/24 12:53	

This report shall not be reproduced, except in full,
without the written consent of Pace Analytical Services, LLC.

Pace Analytical Services, LLC
9800 Kincey Ave. Suite 100
Huntersville, NC 28078
(704)875-9092

SUMMARY OF DETECTION

Project: Hammond AP-1_Week 3
Pace Project No.: 92757972

Lab Sample ID Method	Client Sample ID Parameters	Result	Units	Report Limit	Analyzed	Qualifiers
92757972005	**HAM-PT-11**					
EPA 6020B	Lithium	0.0057J	mg/L	0.030	10/24/24 12:53	
EPA 6020B	Molybdenum	0.066	mg/L	0.010	10/24/24 12:53	
SM 2540C-2015	Total Dissolved Solids	496	mg/L	25.0	10/14/24 12:36	
SM 2320B	Alkalinity, Total as CaCO3	108	mg/L	5.0	10/17/24 13:32	
SM 2320B	Alkalinity,Bicarbonate (CaCO3)	108	mg/L	5.0	10/17/24 13:32	
92757972006	**HAM-PT-12**					
EPA 300.0	Chloride	41.9	mg/L	1.0	10/26/24 11:12	
EPA 300.0	Fluoride	0.32	mg/L	0.050	10/26/24 11:12	
EPA 300.0	Sulfate	203	mg/L	1.0	10/26/24 11:12	
EPA 6010D	Iron	0.091	mg/L	0.040	10/12/24 14:10	
EPA 6010D	Manganese	1.1	mg/L	0.040	10/12/24 14:10	
EPA 6010D	Potassium	5.6	mg/L	0.50	10/12/24 14:10	
EPA 6010D	Sodium	7.8	mg/L	1.0	10/13/24 13:35	
EPA 6010D	Calcium	87.3	mg/L	1.0	10/12/24 14:10	
EPA 6010D	Magnesium	24.8	mg/L	0.050	10/12/24 14:10	
EPA 6020B	Antimony	0.0022J	mg/L	0.0030	10/24/24 13:10	B
EPA 6020B	Arsenic	0.0015J	mg/L	0.0050	10/24/24 13:10	
EPA 6020B	Barium	0.071	mg/L	0.0050	10/24/24 13:10	
EPA 6020B	Boron	1.3	mg/L	0.040	10/24/24 13:10	
EPA 6020B	Cadmium	0.00031J	mg/L	0.00050	10/24/24 13:10	
EPA 6020B	Cobalt	0.0044J	mg/L	0.0050	10/24/24 13:10	
EPA 6020B	Lead	0.00074J	mg/L	0.0010	10/24/24 13:10	
EPA 6020B	Lithium	0.0029J	mg/L	0.030	10/24/24 13:10	
EPA 6020B	Molybdenum	0.18	mg/L	0.010	10/24/24 13:10	
SM 2540C-2015	Total Dissolved Solids	485	mg/L	25.0	10/14/24 12:36	
SM 2320B	Alkalinity, Total as CaCO3	113	mg/L	5.0	10/17/24 13:37	
SM 2320B	Alkalinity,Bicarbonate (CaCO3)	113	mg/L	5.0	10/17/24 13:37	
92757972007	**HAM-PT-13**					
EPA 300.0	Chloride	18.8	mg/L	1.0	10/26/24 11:27	
EPA 300.0	Fluoride	0.35	mg/L	0.050	10/26/24 11:27	
EPA 300.0	Sulfate	254	mg/L	1.0	10/26/24 11:27	
EPA 6010D	Iron	6.6	mg/L	0.040	10/13/24 20:41	
EPA 6010D	Manganese	3.2	mg/L	0.040	10/13/24 20:41	
EPA 6010D	Potassium	5.7	mg/L	0.50	10/13/24 20:41	
EPA 6010D	Sodium	10.7	mg/L	1.0	10/13/24 20:41	
EPA 6010D	Calcium	114	mg/L	1.0	10/13/24 20:41	M1
EPA 6010D	Magnesium	16.2	mg/L	0.050	10/13/24 20:41	M1
EPA 6020B	Antimony	0.00066J	mg/L	0.0030	10/24/24 13:14	B
EPA 6020B	Arsenic	0.033	mg/L	0.0050	10/24/24 13:14	
EPA 6020B	Barium	0.050	mg/L	0.0050	10/24/24 13:14	
EPA 6020B	Boron	0.54	mg/L	0.040	10/24/24 13:14	
EPA 6020B	Cobalt	0.025	mg/L	0.0050	10/24/24 13:14	
EPA 6020B	Lithium	0.053	mg/L	0.030	10/24/24 13:14	
EPA 6020B	Molybdenum	0.0043J	mg/L	0.010	10/24/24 13:14	
SM 2540C-2015	Total Dissolved Solids	562	mg/L	25.0	10/14/24 12:29	
SM 2320B	Alkalinity, Total as CaCO3	132	mg/L	5.0	10/17/24 13:01	

This report shall not be reproduced, except in full,
without the written consent of Pace Analytical Services, LLC.

Pace Analytical Services, LLC
9800 Kincey Ave. Suite 100
Huntersville, NC 28078
(704)875-9092

SUMMARY OF DETECTION

Project: Hammond AP-1_Week 3
Pace Project No.: 92757972

Lab Sample ID Method	Client Sample ID Parameters	Result	Units	Report Limit	Analyzed	Qualifiers
92757972007	**HAM-PT-13**					
SM 2320B	Alkalinity,Bicarbonate (CaCO3)	132	mg/L	5.0	10/17/24 13:01	
92757972008	**HAM-PT-14**					
EPA 300.0	Chloride	20.4	mg/L	1.0	10/26/24 11:42	
EPA 300.0	Fluoride	0.27	mg/L	0.050	10/26/24 11:42	
EPA 300.0	Sulfate	249	mg/L	1.0	10/26/24 11:42	
EPA 6010D	Iron	13.7	mg/L	0.040	10/13/24 20:54	
EPA 6010D	Manganese	2.8	mg/L	0.040	10/13/24 20:54	
EPA 6010D	Potassium	6.1	mg/L	0.50	10/13/24 20:54	
EPA 6010D	Sodium	11.1	mg/L	1.0	10/13/24 20:54	
EPA 6010D	Calcium	116	mg/L	1.0	10/13/24 20:54	
EPA 6010D	Magnesium	18.5	mg/L	0.050	10/13/24 20:54	
EPA 6020B	Arsenic	0.15	mg/L	0.0050	10/24/24 13:18	
EPA 6020B	Barium	0.047	mg/L	0.0050	10/24/24 13:18	
EPA 6020B	Beryllium	0.00011J	mg/L	0.00050	10/24/24 13:18	
EPA 6020B	Boron	0.57	mg/L	0.040	10/24/24 13:18	
EPA 6020B	Cobalt	0.023	mg/L	0.0050	10/24/24 13:18	
EPA 6020B	Lead	0.00026J	mg/L	0.0010	10/24/24 13:18	
EPA 6020B	Lithium	0.046	mg/L	0.030	10/24/24 13:18	
EPA 6020B	Molybdenum	0.015	mg/L	0.010	10/24/24 13:18	
SM 2540C-2015	Total Dissolved Solids	557	mg/L	25.0	10/14/24 12:33	
SM 2320B	Alkalinity, Total as CaCO3	151	mg/L	5.0	10/17/24 13:20	
SM 2320B	Alkalinity,Bicarbonate (CaCO3)	151	mg/L	5.0	10/17/24 13:20	
92757972009	**HAM-PT-15**					
EPA 300.0	Chloride	17.2	mg/L	1.0	10/26/24 11:57	
EPA 300.0	Fluoride	0.31	mg/L	0.050	10/26/24 11:57	
EPA 300.0	Sulfate	245	mg/L	1.0	10/26/24 11:57	
EPA 6010D	Iron	0.95	mg/L	0.040	10/13/24 20:58	
EPA 6010D	Manganese	2.5	mg/L	0.040	10/13/24 20:58	
EPA 6010D	Potassium	5.3	mg/L	0.50	10/13/24 20:58	
EPA 6010D	Sodium	9.2	mg/L	1.0	10/13/24 20:58	
EPA 6010D	Calcium	109	mg/L	1.0	10/13/24 20:58	
EPA 6010D	Magnesium	13.4	mg/L	0.050	10/13/24 20:58	
EPA 6020B	Antimony	0.00061J	mg/L	0.0030	10/24/24 13:22	B
EPA 6020B	Arsenic	0.013	mg/L	0.0050	10/24/24 13:22	
EPA 6020B	Barium	0.051	mg/L	0.0050	10/24/24 13:22	
EPA 6020B	Beryllium	0.00012J	mg/L	0.00050	10/24/24 13:22	
EPA 6020B	Boron	0.60	mg/L	0.040	10/24/24 13:22	
EPA 6020B	Cadmium	0.00025J	mg/L	0.00050	10/24/24 13:22	
EPA 6020B	Cobalt	0.016	mg/L	0.0050	10/24/24 13:22	
EPA 6020B	Lithium	0.038	mg/L	0.030	10/24/24 13:22	
EPA 6020B	Molybdenum	0.011	mg/L	0.010	10/24/24 13:22	
EPA 6020B	Selenium	0.0029J	mg/L	0.0050	10/24/24 13:22	
EPA 6020B	Thallium	0.00039J	mg/L	0.0010	10/24/24 13:22	
SM 2540C-2015	Total Dissolved Solids	509	mg/L	25.0	10/14/24 12:33	
SM 2320B	Alkalinity, Total as CaCO3	114	mg/L	5.0	10/17/24 13:26	
SM 2320B	Alkalinity,Bicarbonate (CaCO3)	114	mg/L	5.0	10/17/24 13:26	

This report shall not be reproduced, except in full,
without the written consent of Pace Analytical Services, LLC.

Pace Analytical Services, LLC
9800 Kincey Ave. Suite 100
Huntersville, NC 28078
(704)875-9092

SUMMARY OF DETECTION

Project: Hammond AP-1_Week 3
Pace Project No.: 92757972

Lab Sample ID Method	Client Sample ID Parameters	Result	Units	Report Limit	Analyzed	Qualifiers
92757972010	**HAM-AP1-EB-01**					
EPA 6010D	Sodium	0.98J	mg/L	1.0	10/13/24 21:01	
EPA 6010D	Calcium	0.31J	mg/L	1.0	10/13/24 21:01	
EPA 6010D	Magnesium	0.080	mg/L	0.050	10/13/24 21:01	
EPA 6020B	Antimony	0.00074J	mg/L	0.0030	10/24/24 14:24	B
EPA 6020B	Arsenic	0.00087J	mg/L	0.0050	10/24/24 14:24	
EPA 6020B	Barium	0.0020J	mg/L	0.0050	10/24/24 14:24	
EPA 6020B	Lead	0.00019J	mg/L	0.0010	10/24/24 14:24	
92757972011	**HAM-AP1-FB-01**					
EPA 6010D	Iron	0.032J	mg/L	0.040	10/13/24 21:05	
EPA 6010D	Sodium	1.1	mg/L	1.0	10/13/24 21:05	
EPA 6010D	Calcium	0.45J	mg/L	1.0	10/13/24 21:05	
EPA 6010D	Magnesium	0.12	mg/L	0.050	10/13/24 21:05	
EPA 6020B	Arsenic	0.00098J	mg/L	0.0050	10/24/24 14:29	
EPA 6020B	Barium	0.0023J	mg/L	0.0050	10/24/24 14:29	
EPA 6020B	Lead	0.00019J	mg/L	0.0010	10/24/24 14:29	
SM 2320B	Alkalinity, Total as CaCO3	5.0	mg/L	5.0	10/17/24 13:56	
SM 2320B	Alkalinity,Bicarbonate (CaCO3)	5.0	mg/L	5.0	10/17/24 13:56	
92757972012	**HAM-AP1-FD-01**					
EPA 300.0	Chloride	17.2	mg/L	1.0	10/26/24 13:12	
EPA 300.0	Fluoride	0.32	mg/L	0.050	10/26/24 13:12	
EPA 300.0	Sulfate	247	mg/L	1.0	10/26/24 13:12	
EPA 6010D	Iron	0.78	mg/L	0.040	10/13/24 21:09	
EPA 6010D	Manganese	2.7	mg/L	0.040	10/13/24 21:09	
EPA 6010D	Potassium	5.6	mg/L	0.50	10/13/24 21:09	
EPA 6010D	Sodium	9.6	mg/L	1.0	10/13/24 21:09	
EPA 6010D	Calcium	116	mg/L	1.0	10/13/24 21:09	
EPA 6010D	Magnesium	14.1	mg/L	0.050	10/13/24 21:09	
EPA 6020B	Arsenic	0.012	mg/L	0.0050	10/24/24 14:33	
EPA 6020B	Barium	0.049	mg/L	0.0050	10/24/24 14:33	
EPA 6020B	Beryllium	0.000094J	mg/L	0.00050	10/24/24 14:33	
EPA 6020B	Boron	0.59	mg/L	0.040	10/24/24 14:33	
EPA 6020B	Cadmium	0.00028J	mg/L	0.00050	10/24/24 14:33	
EPA 6020B	Cobalt	0.015	mg/L	0.0050	10/24/24 14:33	
EPA 6020B	Lithium	0.037	mg/L	0.030	10/24/24 14:33	
EPA 6020B	Molybdenum	0.010	mg/L	0.010	10/24/24 14:33	
EPA 6020B	Selenium	0.0031J	mg/L	0.0050	10/24/24 14:33	
SM 2540C-2015	Total Dissolved Solids	521	mg/L	25.0	10/14/24 12:34	
SM 2320B	Alkalinity, Total as CaCO3	114	mg/L	5.0	10/17/24 12:37	
SM 2320B	Alkalinity,Bicarbonate (CaCO3)	114	mg/L	5.0	10/17/24 12:37	

This report shall not be reproduced, except in full,
without the written consent of Pace Analytical Services, LLC.

Pace Analytical Services, LLC
9800 Kincey Ave. Suite 100
Huntersville, NC 28078
(704)875-9092

ANALYTICAL RESULTS

Project: Hammond AP-1_Week 3
Pace Project No.: 92757972

Sample: HAM-PT-07 **Lab ID: 92757972001** Collected: 10/08/24 15:13 Received: 10/10/24 11:15 Matrix: Water

Parameters	Results	Units	Report Limit	MDL	DF	Prepared	Analyzed	CAS No.	Qual
300.0 IC Anions WW 28 Day DU	Analytical Method: EPA 300.0								
	Pace Analytical Services - Duluth, MN								
Chloride	**18.6**	mg/L	1.0	0.34	1		10/26/24 08:26	16887-00-6	
Fluoride	**0.30**	mg/L	0.050	0.0057	1		10/26/24 08:26	16984-48-8	
Sulfate	**238**	mg/L	1.0	0.086	1		10/26/24 08:26	14808-79-8	
4500S2D Sulfide LL Water DU	Analytical Method: SM 4500-S2 D-2011								
	Pace Analytical Services - Duluth, MN								
Sulfide	ND	mg/L	0.10	0.011	1		10/15/24 18:03	18496-25-8	
6010D ATL ICP	Analytical Method: EPA 6010D Preparation Method: EPA 3010A								
	Pace Analytical Services - Peachtree Corners, GA								
Iron	**3.2**	mg/L	0.040	0.025	1	10/11/24 13:38	10/12/24 13:51	7439-89-6	
Manganese	**2.8**	mg/L	0.040	0.011	1	10/11/24 13:38	10/12/24 13:51	7439-96-5	
Potassium	**5.6**	mg/L	0.50	0.15	1	10/11/24 13:38	10/12/24 13:51	7440-09-7	
Sodium	**10.5**	mg/L	1.0	0.58	1	10/11/24 13:38	10/13/24 13:15	7440-23-5	
Calcium	**108**	mg/L	1.0	0.12	1	10/11/24 13:38	10/12/24 13:51	7440-70-2	
Magnesium	**17.0**	mg/L	0.050	0.012	1	10/11/24 13:38	10/12/24 13:51	7439-95-4	
6020 MET ICPMS	Analytical Method: EPA 6020B Preparation Method: EPA 3005A								
	Pace Analytical Services - Peachtree Corners, GA								
Antimony	ND	mg/L	0.0030	0.00054	1	10/12/24 10:28	10/14/24 20:32	7440-36-0	
Arsenic	**0.025**	mg/L	0.0050	0.00084	1	10/12/24 10:28	10/14/24 20:32	7440-38-2	
Barium	**0.051**	mg/L	0.0050	0.00047	1	10/12/24 10:28	10/14/24 20:32	7440-39-3	
Beryllium	**0.00014J**	mg/L	0.00050	0.000094	1	10/12/24 10:28	10/14/24 20:32	7440-41-7	
Boron	**0.54**	mg/L	0.040	0.012	1	10/12/24 10:28	10/14/24 20:32	7440-42-8	
Cadmium	**0.00016J**	mg/L	0.00050	0.00010	1	10/12/24 10:28	10/14/24 20:32	7440-43-9	
Chromium	ND	mg/L	0.0050	0.0019	1	10/12/24 10:28	10/14/24 20:32	7440-47-3	
Cobalt	**0.033**	mg/L	0.0050	0.00032	1	10/12/24 10:28	10/15/24 19:56	7440-48-4	
Lead	ND	mg/L	0.0010	0.00016	1	10/12/24 10:28	10/14/24 20:32	7439-92-1	
Lithium	**0.051**	mg/L	0.030	0.0016	1	10/12/24 10:28	10/14/24 20:32	7439-93-2	
Molybdenum	**0.0045J**	mg/L	0.010	0.00062	1	10/12/24 10:28	10/14/24 20:32	7439-98-7	
Selenium	ND	mg/L	0.0050	0.00096	1	10/12/24 10:28	10/14/24 20:32	7782-49-2	
Thallium	ND	mg/L	0.0010	0.00038	1	10/12/24 10:28	10/15/24 19:56	7440-28-0	
7470 Mercury	Analytical Method: EPA 7470A Preparation Method: EPA 7470A								
	Pace Analytical Services - Peachtree Corners, GA								
Mercury	**0.00018J**	mg/L	0.00020	0.00013	1	10/16/24 07:30	10/16/24 13:37	7439-97-6	
2540C Total Dissolved Solids	Analytical Method: SM 2540C-2015								
	Pace Analytical Services - Peachtree Corners, GA								
Total Dissolved Solids	**548**	mg/L	25.0	25.0	1		10/14/24 12:28		
2320B Alkalinity	Analytical Method: SM 2320B								
	Pace Analytical Services - Minneapolis								
Alkalinity, Total as CaCO3	**149**	mg/L	5.0	1.9	1		10/17/24 13:07		

REPORT OF LABORATORY ANALYSIS

This report shall not be reproduced, except in full,
without the written consent of Pace Analytical Services, LLC.

Pace Analytical Services, LLC
9800 Kincey Ave. Suite 100
Huntersville, NC 28078
(704)875-9092

ANALYTICAL RESULTS

Project: Hammond AP-1_Week 3
Pace Project No.: 92757972

Sample: HAM-PT-07 **Lab ID: 92757972001** Collected: 10/08/24 15:13 Received: 10/10/24 11:15 Matrix: Water

Parameters	Results	Units	Report Limit	MDL	DF	Prepared	Analyzed	CAS No.	Qual
2320B Alkalinity	Analytical Method: SM 2320B Pace Analytical Services - Minneapolis								
Alkalinity,Bicarbonate (CaCO3)	**149**	mg/L	5.0	1.9	1		10/17/24 13:07		
Alkalinity,Carbonate (CaCO3)	ND	mg/L	5.0	1.9	1		10/17/24 13:07		

This report shall not be reproduced, except in full,
without the written consent of Pace Analytical Services, LLC.

Pace Analytical Services, LLC
9800 Kincey Ave. Suite 100
Huntersville, NC 28078
(704)875-9092

ANALYTICAL RESULTS

Project: Hammond AP-1_Week 3
Pace Project No.: 92757972

Sample: HAM-PT-08 **Lab ID: 92757972002** Collected: 10/08/24 12:45 Received: 10/10/24 11:15 Matrix: Water

Parameters	Results	Units	Report Limit	MDL	DF	Prepared	Analyzed	CAS No.	Qual
300.0 IC Anions WW 28 Day DU	Analytical Method: EPA 300.0								
	Pace Analytical Services - Duluth, MN								
Chloride	**18.1**	mg/L	1.0	0.34	1		10/26/24 09:11	16887-00-6	
Fluoride	**0.23**	mg/L	0.050	0.0057	1		10/26/24 09:11	16984-48-8	
Sulfate	**242**	mg/L	1.0	0.086	1		10/26/24 09:11	14808-79-8	
4500S2D Sulfide LL Water DU	Analytical Method: SM 4500-S2 D-2011								
	Pace Analytical Services - Duluth, MN								
Sulfide	ND	mg/L	0.10	0.011	1		10/15/24 18:03	18496-25-8	
6010D ATL ICP	Analytical Method: EPA 6010D Preparation Method: EPA 3010A								
	Pace Analytical Services - Peachtree Corners, GA								
Iron	**2.8**	mg/L	0.040	0.025	1	10/11/24 13:38	10/12/24 13:54	7439-89-6	
Manganese	**2.2**	mg/L	0.040	0.011	1	10/11/24 13:38	10/12/24 13:54	7439-96-5	
Potassium	**5.7**	mg/L	0.50	0.15	1	10/11/24 13:38	10/12/24 13:54	7440-09-7	
Sodium	**9.9**	mg/L	1.0	0.58	1	10/11/24 13:38	10/13/24 13:19	7440-23-5	
Calcium	**106**	mg/L	1.0	0.12	1	10/11/24 13:38	10/12/24 13:54	7440-70-2	
Magnesium	**15.4**	mg/L	0.050	0.012	1	10/11/24 13:38	10/12/24 13:54	7439-95-4	
6020 MET ICPMS	Analytical Method: EPA 6020B Preparation Method: EPA 3005A								
	Pace Analytical Services - Peachtree Corners, GA								
Antimony	ND	mg/L	0.0030	0.00054	1	10/12/24 10:28	10/14/24 20:36	7440-36-0	
Arsenic	**0.066**	mg/L	0.0050	0.00084	1	10/12/24 10:28	10/14/24 20:36	7440-38-2	
Barium	**0.051**	mg/L	0.0050	0.00047	1	10/12/24 10:28	10/14/24 20:36	7440-39-3	
Beryllium	ND	mg/L	0.00050	0.000094	1	10/12/24 10:28	10/14/24 20:36	7440-41-7	
Boron	**0.58**	mg/L	0.040	0.012	1	10/12/24 10:28	10/14/24 20:36	7440-42-8	
Cadmium	**0.00011J**	mg/L	0.00050	0.00010	1	10/12/24 10:28	10/14/24 20:36	7440-43-9	
Chromium	ND	mg/L	0.0050	0.0019	1	10/12/24 10:28	10/14/24 20:36	7440-47-3	
Cobalt	**0.021**	mg/L	0.0050	0.00032	1	10/12/24 10:28	10/15/24 20:00	7440-48-4	
Lead	ND	mg/L	0.0010	0.00016	1	10/12/24 10:28	10/14/24 20:36	7439-92-1	
Lithium	**0.035**	mg/L	0.030	0.0016	1	10/12/24 10:28	10/14/24 20:36	7439-93-2	
Molybdenum	**0.0086J**	mg/L	0.010	0.00062	1	10/12/24 10:28	10/14/24 20:36	7439-98-7	
Selenium	ND	mg/L	0.0050	0.00096	1	10/12/24 10:28	10/14/24 20:36	7782-49-2	
Thallium	ND	mg/L	0.0010	0.00038	1	10/12/24 10:28	10/15/24 20:00	7440-28-0	
7470 Mercury	Analytical Method: EPA 7470A Preparation Method: EPA 7470A								
	Pace Analytical Services - Peachtree Corners, GA								
Mercury	ND	mg/L	0.00020	0.00013	1	10/16/24 07:30	10/16/24 13:40	7439-97-6	
2540C Total Dissolved Solids	Analytical Method: SM 2540C-2015								
	Pace Analytical Services - Peachtree Corners, GA								
Total Dissolved Solids	**524**	mg/L	25.0	25.0	1		10/14/24 12:29		
2320B Alkalinity	Analytical Method: SM 2320B								
	Pace Analytical Services - Minneapolis								
Alkalinity, Total as CaCO3	**114**	mg/L	5.0	1.9	1		10/17/24 12:43		

REPORT OF LABORATORY ANALYSIS

This report shall not be reproduced, except in full,
without the written consent of Pace Analytical Services, LLC.

Pace Analytical Services, LLC
9800 Kincey Ave. Suite 100
Huntersville, NC 28078
(704)875-9092

ANALYTICAL RESULTS

Project: Hammond AP-1_Week 3
Pace Project No.: 92757972

Sample: HAM-PT-08 **Lab ID: 92757972002** Collected: 10/08/24 12:45 Received: 10/10/24 11:15 Matrix: Water

Parameters	Results	Units	Report Limit	MDL	DF	Prepared	Analyzed	CAS No.	Qual
2320B Alkalinity	Analytical Method: SM 2320B Pace Analytical Services - Minneapolis								
Alkalinity,Bicarbonate (CaCO3)	**114**	mg/L	5.0	1.9	1		10/17/24 12:43		
Alkalinity,Carbonate (CaCO3)	ND	mg/L	5.0	1.9	1		10/17/24 12:43		

This report shall not be reproduced, except in full,
without the written consent of Pace Analytical Services, LLC.

Pace Analytical Services, LLC
9800 Kincey Ave. Suite 100
Huntersville, NC 28078
(704)875-9092

ANALYTICAL RESULTS

Project: Hammond AP-1_Week 3
Pace Project No.: 92757972

Sample: HAM-PT-09 **Lab ID: 92757972003** Collected: 10/09/24 12:40 Received: 10/10/24 11:15 Matrix: Water

Parameters	Results	Units	Report Limit	MDL	DF	Prepared	Analyzed	CAS No.	Qual
300.0 IC Anions WW 28 Day DU	Analytical Method: EPA 300.0								
	Pace Analytical Services - Duluth, MN								
Chloride	**45.9**	mg/L	1.0	0.34	1		10/26/24 10:27	16887-00-6	
Fluoride	**0.39**	mg/L	0.050	0.0057	1		10/26/24 10:27	16984-48-8	
Sulfate	**200**	mg/L	1.0	0.086	1		10/26/24 10:27	14808-79-8	
4500S2D Sulfide LL Water DU	Analytical Method: SM 4500-S2 D-2011								
	Pace Analytical Services - Duluth, MN								
Sulfide	ND	mg/L	0.10	0.011	1		10/15/24 18:03	18496-25-8	
6010D ATL ICP	Analytical Method: EPA 6010D Preparation Method: EPA 3010A								
	Pace Analytical Services - Peachtree Corners, GA								
Iron	**0.073**	mg/L	0.040	0.025	1	10/11/24 13:38	10/12/24 13:57	7439-89-6	
Manganese	**0.58**	mg/L	0.040	0.011	1	10/11/24 13:38	10/12/24 13:57	7439-96-5	
Potassium	**6.0**	mg/L	0.50	0.15	1	10/11/24 13:38	10/12/24 13:57	7440-09-7	
Sodium	**9.5**	mg/L	1.0	0.58	1	10/11/24 13:38	10/13/24 13:22	7440-23-5	
Calcium	**92.4**	mg/L	1.0	0.12	1	10/11/24 13:38	10/12/24 13:57	7440-70-2	
Magnesium	**25.3**	mg/L	0.050	0.012	1	10/11/24 13:38	10/12/24 13:57	7439-95-4	
6020 MET ICPMS	Analytical Method: EPA 6020B Preparation Method: EPA 3005A								
	Pace Analytical Services - Peachtree Corners, GA								
Antimony	ND	mg/L	0.0030	0.00054	1	10/12/24 10:28	10/14/24 20:40	7440-36-0	
Arsenic	ND	mg/L	0.0050	0.00084	1	10/12/24 10:28	10/14/24 20:40	7440-38-2	
Barium	**0.073**	mg/L	0.0050	0.00047	1	10/12/24 10:28	10/14/24 20:40	7440-39-3	
Beryllium	ND	mg/L	0.00050	0.000094	1	10/12/24 10:28	10/14/24 20:40	7440-41-7	
Boron	**1.4**	mg/L	0.040	0.012	1	10/12/24 10:28	10/14/24 20:40	7440-42-8	
Cadmium	**0.00018J**	mg/L	0.00050	0.00010	1	10/12/24 10:28	10/14/24 20:40	7440-43-9	
Chromium	ND	mg/L	0.0050	0.0019	1	10/12/24 10:28	10/14/24 20:40	7440-47-3	
Cobalt	**0.0040J**	mg/L	0.0050	0.00032	1	10/12/24 10:28	10/15/24 20:11	7440-48-4	
Lead	ND	mg/L	0.0010	0.00016	1	10/12/24 10:28	10/14/24 20:40	7439-92-1	
Lithium	**0.0021J**	mg/L	0.030	0.0016	1	10/12/24 10:28	10/14/24 20:40	7439-93-2	
Molybdenum	**0.18**	mg/L	0.010	0.00062	1	10/12/24 10:28	10/14/24 20:40	7439-98-7	
Selenium	ND	mg/L	0.0050	0.00096	1	10/12/24 10:28	10/14/24 20:40	7782-49-2	
Thallium	ND	mg/L	0.0010	0.00038	1	10/12/24 10:28	10/15/24 20:11	7440-28-0	
7470 Mercury	Analytical Method: EPA 7470A Preparation Method: EPA 7470A								
	Pace Analytical Services - Peachtree Corners, GA								
Mercury	ND	mg/L	0.00020	0.00013	1	10/16/24 07:30	10/16/24 13:50	7439-97-6	
2540C Total Dissolved Solids	Analytical Method: SM 2540C-2015								
	Pace Analytical Services - Peachtree Corners, GA								
Total Dissolved Solids	**493**	mg/L	25.0	25.0	1		10/14/24 12:35		
2320B Alkalinity	Analytical Method: SM 2320B								
	Pace Analytical Services - Minneapolis								
Alkalinity, Total as CaCO3	**123**	mg/L	5.0	1.9	1		10/17/24 13:42		

This report shall not be reproduced, except in full,
without the written consent of Pace Analytical Services, LLC.

Pace Analytical Services, LLC
9800 Kincey Ave. Suite 100
Huntersville, NC 28078
(704)875-9092

ANALYTICAL RESULTS

Project: Hammond AP-1_Week 3
Pace Project No.: 92757972

Sample: HAM-PT-09 **Lab ID: 92757972003** Collected: 10/09/24 12:40 Received: 10/10/24 11:15 Matrix: Water

Parameters	Results	Units	Report Limit	MDL	DF	Prepared	Analyzed	CAS No.	Qual
2320B Alkalinity	Analytical Method: SM 2320B Pace Analytical Services - Minneapolis								
Alkalinity,Bicarbonate (CaCO3)	**123**	mg/L	5.0	1.9	1		10/17/24 13:42		
Alkalinity,Carbonate (CaCO3)	ND	mg/L	5.0	1.9	1		10/17/24 13:42		

This report shall not be reproduced, except in full,
without the written consent of Pace Analytical Services, LLC.

Pace Analytical Services, LLC
9800 Kincey Ave. Suite 100
Huntersville, NC 28078
(704)875-9092

ANALYTICAL RESULTS

Project: Hammond AP-1_Week 3
Pace Project No.: 92757972

Sample: HAM-PT-10 **Lab ID: 92757972004** Collected: 10/09/24 13:44 Received: 10/10/24 11:15 Matrix: Water

Parameters	Results	Units	Report Limit	MDL	DF	Prepared	Analyzed	CAS No.	Qual
300.0 IC Anions WW 28 Day DU	Analytical Method: EPA 300.0								
	Pace Analytical Services - Duluth, MN								
Chloride	**50.0**	mg/L	1.0	0.34	1		10/26/24 10:42	16887-00-6	
Fluoride	**0.29**	mg/L	0.050	0.0057	1		10/26/24 10:42	16984-48-8	
Sulfate	**165**	mg/L	1.0	0.086	1		10/26/24 10:42	14808-79-8	
4500S2D Sulfide LL Water DU	Analytical Method: SM 4500-S2 D-2011								
	Pace Analytical Services - Duluth, MN								
Sulfide	ND	mg/L	0.10	0.011	1		10/15/24 18:03	18496-25-8	
6010D ATL ICP	Analytical Method: EPA 6010D Preparation Method: EPA 3010A								
	Pace Analytical Services - Peachtree Corners, GA								
Iron	**0.12**	mg/L	0.040	0.025	1	10/11/24 13:38	10/12/24 14:02	7439-89-6	
Manganese	**0.60**	mg/L	0.040	0.011	1	10/11/24 13:38	10/12/24 14:02	7439-96-5	
Potassium	**7.0**	mg/L	0.50	0.15	1	10/11/24 13:38	10/12/24 14:02	7440-09-7	
Sodium	**9.1**	mg/L	1.0	0.58	1	10/11/24 13:38	10/13/24 13:26	7440-23-5	
Calcium	**109**	mg/L	1.0	0.12	1	10/11/24 13:38	10/12/24 14:02	7440-70-2	
Magnesium	**14.1**	mg/L	0.050	0.012	1	10/11/24 13:38	10/12/24 14:02	7439-95-4	
6020 MET ICPMS	Analytical Method: EPA 6020B Preparation Method: EPA 3005A								
	Pace Analytical Services - Peachtree Corners, GA								
Antimony	ND	mg/L	0.0030	0.00054	1	10/12/24 10:28	10/14/24 20:45	7440-36-0	
Arsenic	ND	mg/L	0.0050	0.00084	1	10/12/24 10:28	10/14/24 20:45	7440-38-2	
Barium	**0.054**	mg/L	0.0050	0.00047	1	10/12/24 10:28	10/14/24 20:45	7440-39-3	
Beryllium	ND	mg/L	0.00050	0.000094	1	10/12/24 10:28	10/14/24 20:45	7440-41-7	
Boron	**1.6**	mg/L	0.040	0.012	1	10/12/24 10:28	10/14/24 20:45	7440-42-8	
Cadmium	ND	mg/L	0.00050	0.00010	1	10/12/24 10:28	10/14/24 20:45	7440-43-9	
Chromium	ND	mg/L	0.0050	0.0019	1	10/12/24 10:28	10/14/24 20:45	7440-47-3	
Cobalt	**0.0013J**	mg/L	0.0050	0.00032	1	10/12/24 10:28	10/15/24 20:15	7440-48-4	
Lead	ND	mg/L	0.0010	0.00016	1	10/12/24 10:28	10/14/24 20:45	7439-92-1	
Lithium	ND	mg/L	0.030	0.0016	1	10/12/24 10:28	10/14/24 20:45	7439-93-2	
Molybdenum	**0.18**	mg/L	0.010	0.00062	1	10/12/24 10:28	10/14/24 20:45	7439-98-7	
Selenium	ND	mg/L	0.0050	0.00096	1	10/12/24 10:28	10/14/24 20:45	7782-49-2	
Thallium	ND	mg/L	0.0010	0.00038	1	10/12/24 10:28	10/15/24 20:15	7440-28-0	
7470 Mercury	Analytical Method: EPA 7470A Preparation Method: EPA 7470A								
	Pace Analytical Services - Peachtree Corners, GA								
Mercury	ND	mg/L	0.00020	0.00013	1	10/16/24 07:30	10/16/24 13:53	7439-97-6	
2540C Total Dissolved Solids	Analytical Method: SM 2540C-2015								
	Pace Analytical Services - Peachtree Corners, GA								
Total Dissolved Solids	**484**	mg/L	25.0	25.0	1		10/14/24 12:36		
2320B Alkalinity	Analytical Method: SM 2320B								
	Pace Analytical Services - Minneapolis								
Alkalinity, Total as CaCO3	**141**	mg/L	5.0	1.9	1		10/17/24 13:47		

REPORT OF LABORATORY ANALYSIS

This report shall not be reproduced, except in full,
without the written consent of Pace Analytical Services, LLC.

Pace Analytical Services, LLC
9800 Kincey Ave. Suite 100
Huntersville, NC 28078
(704)875-9092

ANALYTICAL RESULTS

Project: Hammond AP-1_Week 3
Pace Project No.: 92757972

Sample: HAM-PT-10 **Lab ID: 92757972004** Collected: 10/09/24 13:44 Received: 10/10/24 11:15 Matrix: Water

Parameters	Results	Units	Report Limit	MDL	DF	Prepared	Analyzed	CAS No.	Qual
2320B Alkalinity	Analytical Method: SM 2320B Pace Analytical Services - Minneapolis								
Alkalinity,Bicarbonate (CaCO3)	**141**	mg/L	5.0	1.9	1		10/17/24 13:47		
Alkalinity,Carbonate (CaCO3)	ND	mg/L	5.0	1.9	1		10/17/24 13:47		

This report shall not be reproduced, except in full,
without the written consent of Pace Analytical Services, LLC.

Pace Analytical Services, LLC
9800 Kincey Ave. Suite 100
Huntersville, NC 28078
(704)875-9092

ANALYTICAL RESULTS

Project: Hammond AP-1_Week 3
Pace Project No.: 92757972

Sample: HAM-PT-11 **Lab ID: 92757972005** Collected: 10/09/24 10:07 Received: 10/10/24 11:15 Matrix: Water

Parameters	Results	Units	Report Limit	MDL	DF	Prepared	Analyzed	CAS No.	Qual
300.0 IC Anions WW 28 Day DU	Analytical Method: EPA 300.0								
	Pace Analytical Services - Duluth, MN								
Chloride	**37.6**	mg/L	1.0	0.34	1		10/26/24 10:57	16887-00-6	
Fluoride	**0.32**	mg/L	0.050	0.0057	1		10/26/24 10:57	16984-48-8	
Sulfate	**211**	mg/L	1.0	0.086	1		10/26/24 10:57	14808-79-8	
4500S2D Sulfide LL Water DU	Analytical Method: SM 4500-S2 D-2011								
	Pace Analytical Services - Duluth, MN								
Sulfide	ND	mg/L	0.10	0.011	1		10/15/24 18:04	18496-25-8	
6010D ATL ICP	Analytical Method: EPA 6010D Preparation Method: EPA 3010A								
	Pace Analytical Services - Peachtree Corners, GA								
Iron	**0.24**	mg/L	0.040	0.025	1	10/11/24 13:38	10/12/24 14:06	7439-89-6	
Manganese	**1.1**	mg/L	0.040	0.011	1	10/11/24 13:38	10/12/24 14:06	7439-96-5	
Potassium	**5.7**	mg/L	0.50	0.15	1	10/11/24 13:38	10/12/24 14:06	7440-09-7	
Sodium	**7.8**	mg/L	1.0	0.58	1	10/11/24 13:38	10/13/24 13:30	7440-23-5	
Calcium	**91.9**	mg/L	1.0	0.12	1	10/11/24 13:38	10/12/24 14:06	7440-70-2	
Magnesium	**21.6**	mg/L	0.050	0.012	1	10/11/24 13:38	10/12/24 14:06	7439-95-4	
6020 MET ICPMS	Analytical Method: EPA 6020B Preparation Method: EPA 3005A								
	Pace Analytical Services - Peachtree Corners, GA								
Antimony	ND	mg/L	0.0030	0.00054	1	10/12/24 10:28	10/24/24 12:53	7440-36-0	
Arsenic	**0.0014J**	mg/L	0.0050	0.00084	1	10/12/24 10:28	10/24/24 12:53	7440-38-2	
Barium	**0.067**	mg/L	0.0050	0.00047	1	10/12/24 10:28	10/24/24 12:53	7440-39-3	
Beryllium	ND	mg/L	0.00050	0.000094	1	10/12/24 10:28	10/24/24 12:53	7440-41-7	
Boron	**1.5**	mg/L	0.040	0.012	1	10/12/24 10:28	10/24/24 12:53	7440-42-8	
Cadmium	**0.00017J**	mg/L	0.00050	0.00010	1	10/12/24 10:28	10/24/24 12:53	7440-43-9	
Chromium	ND	mg/L	0.0050	0.0019	1	10/12/24 10:28	10/24/24 12:53	7440-47-3	
Cobalt	**0.015**	mg/L	0.0050	0.00032	1	10/12/24 10:28	10/24/24 12:53	7440-48-4	
Lead	ND	mg/L	0.0010	0.00016	1	10/12/24 10:28	10/24/24 12:53	7439-92-1	
Lithium	**0.0057J**	mg/L	0.030	0.0016	1	10/12/24 10:28	10/24/24 12:53	7439-93-2	
Molybdenum	**0.066**	mg/L	0.010	0.00062	1	10/12/24 10:28	10/24/24 12:53	7439-98-7	
Selenium	ND	mg/L	0.0050	0.00096	1	10/12/24 10:28	10/24/24 12:53	7782-49-2	
Thallium	ND	mg/L	0.0010	0.00038	1	10/12/24 10:28	10/24/24 12:53	7440-28-0	
7470 Mercury	Analytical Method: EPA 7470A Preparation Method: EPA 7470A								
	Pace Analytical Services - Peachtree Corners, GA								
Mercury	ND	mg/L	0.00020	0.00013	1	10/16/24 07:30	10/16/24 13:56	7439-97-6	
2540C Total Dissolved Solids	Analytical Method: SM 2540C-2015								
	Pace Analytical Services - Peachtree Corners, GA								
Total Dissolved Solids	**496**	mg/L	25.0	25.0	1		10/14/24 12:36		
2320B Alkalinity	Analytical Method: SM 2320B								
	Pace Analytical Services - Minneapolis								
Alkalinity, Total as CaCO3	**108**	mg/L	5.0	1.9	1		10/17/24 13:32		

REPORT OF LABORATORY ANALYSIS

This report shall not be reproduced, except in full,
without the written consent of Pace Analytical Services, LLC.

Pace Analytical Services, LLC
9800 Kincey Ave. Suite 100
Huntersville, NC 28078
(704)875-9092

ANALYTICAL RESULTS

Project: Hammond AP-1_Week 3
Pace Project No.: 92757972

Sample: HAM-PT-11 **Lab ID: 92757972005** Collected: 10/09/24 10:07 Received: 10/10/24 11:15 Matrix: Water

Parameters	Results	Units	Report Limit	MDL	DF	Prepared	Analyzed	CAS No.	Qual
2320B Alkalinity	Analytical Method: SM 2320B Pace Analytical Services - Minneapolis								
Alkalinity,Bicarbonate (CaCO3)	**108**	mg/L	5.0	1.9	1		10/17/24 13:32		
Alkalinity,Carbonate (CaCO3)	ND	mg/L	5.0	1.9	1		10/17/24 13:32		

This report shall not be reproduced, except in full,
without the written consent of Pace Analytical Services, LLC.

Pace Analytical Services, LLC
9800 Kincey Ave. Suite 100
Huntersville, NC 28078
(704)875-9092

ANALYTICAL RESULTS

Project: Hammond AP-1_Week 3
Pace Project No.: 92757972

Sample: HAM-PT-12 **Lab ID: 92757972006** Collected: 10/09/24 10:40 Received: 10/10/24 11:15 Matrix: Water

Parameters	Results	Units	Report Limit	MDL	DF	Prepared	Analyzed	CAS No.	Qual
300.0 IC Anions WW 28 Day DU	Analytical Method: EPA 300.0								
	Pace Analytical Services - Duluth, MN								
Chloride	**41.9**	mg/L	1.0	0.34	1		10/26/24 11:12	16887-00-6	
Fluoride	**0.32**	mg/L	0.050	0.0057	1		10/26/24 11:12	16984-48-8	
Sulfate	**203**	mg/L	1.0	0.086	1		10/26/24 11:12	14808-79-8	
4500S2D Sulfide LL Water DU	Analytical Method: SM 4500-S2 D-2011								
	Pace Analytical Services - Duluth, MN								
Sulfide	ND	mg/L	0.10	0.011	1		10/15/24 18:04	18496-25-8	
6010D ATL ICP	Analytical Method: EPA 6010D Preparation Method: EPA 3010A								
	Pace Analytical Services - Peachtree Corners, GA								
Iron	**0.091**	mg/L	0.040	0.025	1	10/11/24 13:38	10/12/24 14:10	7439-89-6	
Manganese	**1.1**	mg/L	0.040	0.011	1	10/11/24 13:38	10/12/24 14:10	7439-96-5	
Potassium	**5.6**	mg/L	0.50	0.15	1	10/11/24 13:38	10/12/24 14:10	7440-09-7	
Sodium	**7.8**	mg/L	1.0	0.58	1	10/11/24 13:38	10/13/24 13:35	7440-23-5	
Calcium	**87.3**	mg/L	1.0	0.12	1	10/11/24 13:38	10/12/24 14:10	7440-70-2	
Magnesium	**24.8**	mg/L	0.050	0.012	1	10/11/24 13:38	10/12/24 14:10	7439-95-4	
6020 MET ICPMS	Analytical Method: EPA 6020B Preparation Method: EPA 3005A								
	Pace Analytical Services - Peachtree Corners, GA								
Antimony	**0.0022J**	mg/L	0.0030	0.00054	1	10/12/24 10:28	10/24/24 13:10	7440-36-0	B
Arsenic	**0.0015J**	mg/L	0.0050	0.00084	1	10/12/24 10:28	10/24/24 13:10	7440-38-2	
Barium	**0.071**	mg/L	0.0050	0.00047	1	10/12/24 10:28	10/24/24 13:10	7440-39-3	
Beryllium	ND	mg/L	0.00050	0.000094	1	10/12/24 10:28	10/24/24 13:10	7440-41-7	
Boron	**1.3**	mg/L	0.040	0.012	1	10/12/24 10:28	10/24/24 13:10	7440-42-8	
Cadmium	**0.00031J**	mg/L	0.00050	0.00010	1	10/12/24 10:28	10/24/24 13:10	7440-43-9	
Chromium	ND	mg/L	0.0050	0.0019	1	10/12/24 10:28	10/24/24 13:10	7440-47-3	
Cobalt	**0.0044J**	mg/L	0.0050	0.00032	1	10/12/24 10:28	10/24/24 13:10	7440-48-4	
Lead	**0.00074J**	mg/L	0.0010	0.00016	1	10/12/24 10:28	10/24/24 13:10	7439-92-1	
Lithium	**0.0029J**	mg/L	0.030	0.0016	1	10/12/24 10:28	10/24/24 13:10	7439-93-2	
Molybdenum	**0.18**	mg/L	0.010	0.00062	1	10/12/24 10:28	10/24/24 13:10	7439-98-7	
Selenium	ND	mg/L	0.0050	0.00096	1	10/12/24 10:28	10/24/24 13:10	7782-49-2	
Thallium	ND	mg/L	0.0010	0.00038	1	10/12/24 10:28	10/24/24 13:10	7440-28-0	
7470 Mercury	Analytical Method: EPA 7470A Preparation Method: EPA 7470A								
	Pace Analytical Services - Peachtree Corners, GA								
Mercury	ND	mg/L	0.00020	0.00013	1	10/16/24 07:30	10/16/24 14:03	7439-97-6	
2540C Total Dissolved Solids	Analytical Method: SM 2540C-2015								
	Pace Analytical Services - Peachtree Corners, GA								
Total Dissolved Solids	**485**	mg/L	25.0	25.0	1		10/14/24 12:36		
2320B Alkalinity	Analytical Method: SM 2320B								
	Pace Analytical Services - Minneapolis								
Alkalinity, Total as CaCO3	**113**	mg/L	5.0	1.9	1		10/17/24 13:37		

REPORT OF LABORATORY ANALYSIS

This report shall not be reproduced, except in full,
without the written consent of Pace Analytical Services, LLC.

Pace Analytical Services, LLC
9800 Kincey Ave. Suite 100
Huntersville, NC 28078
(704)875-9092

ANALYTICAL RESULTS

Project: Hammond AP-1_Week 3
Pace Project No.: 92757972

Sample: HAM-PT-12 **Lab ID: 92757972006** Collected: 10/09/24 10:40 Received: 10/10/24 11:15 Matrix: Water

Parameters	Results	Units	Report Limit	MDL	DF	Prepared	Analyzed	CAS No.	Qual
2320B Alkalinity	Analytical Method: SM 2320B Pace Analytical Services - Minneapolis								
Alkalinity,Bicarbonate (CaCO3)	**113**	mg/L	5.0	1.9	1		10/17/24 13:37		
Alkalinity,Carbonate (CaCO3)	ND	mg/L	5.0	1.9	1		10/17/24 13:37		

This report shall not be reproduced, except in full,
without the written consent of Pace Analytical Services, LLC.

Pace Analytical Services, LLC
9800 Kincey Ave. Suite 100
Huntersville, NC 28078
(704)875-9092

ANALYTICAL RESULTS

Project: Hammond AP-1_Week 3
Pace Project No.: 92757972

Sample: HAM-PT-13 **Lab ID: 92757972007** Collected: 10/08/24 13:00 Received: 10/10/24 11:15 Matrix: Water

Parameters	Results	Units	Report Limit	MDL	DF	Prepared	Analyzed	CAS No.	Qual
300.0 IC Anions WW 28 Day DU	Analytical Method: EPA 300.0								
	Pace Analytical Services - Duluth, MN								
Chloride	**18.8**	mg/L	1.0	0.34	1		10/26/24 11:27	16887-00-6	
Fluoride	**0.35**	mg/L	0.050	0.0057	1		10/26/24 11:27	16984-48-8	
Sulfate	**254**	mg/L	1.0	0.086	1		10/26/24 11:27	14808-79-8	
4500S2D Sulfide LL Water DU	Analytical Method: SM 4500-S2 D-2011								
	Pace Analytical Services - Duluth, MN								
Sulfide	ND	mg/L	0.10	0.011	1		10/15/24 18:04	18496-25-8	
6010D ATL ICP	Analytical Method: EPA 6010D Preparation Method: EPA 3010A								
	Pace Analytical Services - Peachtree Corners, GA								
Iron	**6.6**	mg/L	0.040	0.025	1	10/12/24 13:49	10/13/24 20:41	7439-89-6	
Manganese	**3.2**	mg/L	0.040	0.011	1	10/12/24 13:49	10/13/24 20:41	7439-96-5	
Potassium	**5.7**	mg/L	0.50	0.15	1	10/12/24 13:49	10/13/24 20:41	7440-09-7	
Sodium	**10.7**	mg/L	1.0	0.58	1	10/12/24 13:49	10/13/24 20:41	7440-23-5	
Calcium	**114**	mg/L	1.0	0.12	1	10/12/24 13:49	10/13/24 20:41	7440-70-2	M1
Magnesium	**16.2**	mg/L	0.050	0.012	1	10/12/24 13:49	10/13/24 20:41	7439-95-4	M1
6020 MET ICPMS	Analytical Method: EPA 6020B Preparation Method: EPA 3005A								
	Pace Analytical Services - Peachtree Corners, GA								
Antimony	**0.00066J**	mg/L	0.0030	0.00054	1	10/12/24 10:28	10/24/24 13:14	7440-36-0	B
Arsenic	**0.033**	mg/L	0.0050	0.00084	1	10/12/24 10:28	10/24/24 13:14	7440-38-2	
Barium	**0.050**	mg/L	0.0050	0.00047	1	10/12/24 10:28	10/24/24 13:14	7440-39-3	
Beryllium	ND	mg/L	0.00050	0.000094	1	10/12/24 10:28	10/24/24 13:14	7440-41-7	
Boron	**0.54**	mg/L	0.040	0.012	1	10/12/24 10:28	10/24/24 13:14	7440-42-8	
Cadmium	ND	mg/L	0.00050	0.00010	1	10/12/24 10:28	10/24/24 13:14	7440-43-9	
Chromium	ND	mg/L	0.0050	0.0019	1	10/12/24 10:28	10/24/24 13:14	7440-47-3	
Cobalt	**0.025**	mg/L	0.0050	0.00032	1	10/12/24 10:28	10/24/24 13:14	7440-48-4	
Lead	ND	mg/L	0.0010	0.00016	1	10/12/24 10:28	10/24/24 13:14	7439-92-1	
Lithium	**0.053**	mg/L	0.030	0.0016	1	10/12/24 10:28	10/24/24 13:14	7439-93-2	
Molybdenum	**0.0043J**	mg/L	0.010	0.00062	1	10/12/24 10:28	10/24/24 13:14	7439-98-7	
Selenium	ND	mg/L	0.0050	0.00096	1	10/12/24 10:28	10/24/24 13:14	7782-49-2	
Thallium	ND	mg/L	0.0010	0.00038	1	10/12/24 10:28	10/24/24 13:14	7440-28-0	
7470 Mercury	Analytical Method: EPA 7470A Preparation Method: EPA 7470A								
	Pace Analytical Services - Peachtree Corners, GA								
Mercury	ND	mg/L	0.00020	0.00013	1	10/16/24 07:30	10/16/24 14:06	7439-97-6	
2540C Total Dissolved Solids	Analytical Method: SM 2540C-2015								
	Pace Analytical Services - Peachtree Corners, GA								
Total Dissolved Solids	**562**	mg/L	25.0	25.0	1		10/14/24 12:29		
2320B Alkalinity	Analytical Method: SM 2320B								
	Pace Analytical Services - Minneapolis								
Alkalinity, Total as CaCO3	**132**	mg/L	5.0	1.9	1		10/17/24 13:01		

This report shall not be reproduced, except in full,
without the written consent of Pace Analytical Services, LLC.

Pace Analytical Services, LLC
9800 Kincey Ave. Suite 100
Huntersville, NC 28078
(704)875-9092

ANALYTICAL RESULTS

Project: Hammond AP-1_Week 3
Pace Project No.: 92757972

Sample: HAM-PT-13 **Lab ID: 92757972007** Collected: 10/08/24 13:00 Received: 10/10/24 11:15 Matrix: Water

Parameters	Results	Units	Report Limit	MDL	DF	Prepared	Analyzed	CAS No.	Qual
2320B Alkalinity	Analytical Method: SM 2320B Pace Analytical Services - Minneapolis								
Alkalinity,Bicarbonate (CaCO3)	**132**	mg/L	5.0	1.9	1		10/17/24 13:01		
Alkalinity,Carbonate (CaCO3)	ND	mg/L	5.0	1.9	1		10/17/24 13:01		

This report shall not be reproduced, except in full,
without the written consent of Pace Analytical Services, LLC.

Pace Analytical Services, LLC
9800 Kincey Ave. Suite 100
Huntersville, NC 28078
(704)875-9092

ANALYTICAL RESULTS

Project: Hammond AP-1_Week 3
Pace Project No.: 92757972

Sample: HAM-PT-14 **Lab ID: 92757972008** Collected: 10/08/24 15:30 Received: 10/10/24 11:15 Matrix: Water

Parameters	Results	Units	Report Limit	MDL	DF	Prepared	Analyzed	CAS No.	Qual
300.0 IC Anions WW 28 Day DU	Analytical Method: EPA 300.0								
	Pace Analytical Services - Duluth, MN								
Chloride	**20.4**	mg/L	1.0	0.34	1		10/26/24 11:42	16887-00-6	
Fluoride	**0.27**	mg/L	0.050	0.0057	1		10/26/24 11:42	16984-48-8	
Sulfate	**249**	mg/L	1.0	0.086	1		10/26/24 11:42	14808-79-8	
4500S2D Sulfide LL Water DU	Analytical Method: SM 4500-S2 D-2011								
	Pace Analytical Services - Duluth, MN								
Sulfide	ND	mg/L	0.10	0.011	1		10/15/24 18:04	18496-25-8	
6010D ATL ICP	Analytical Method: EPA 6010D Preparation Method: EPA 3010A								
	Pace Analytical Services - Peachtree Corners, GA								
Iron	**13.7**	mg/L	0.040	0.025	1	10/12/24 13:49	10/13/24 20:54	7439-89-6	
Manganese	**2.8**	mg/L	0.040	0.011	1	10/12/24 13:49	10/13/24 20:54	7439-96-5	
Potassium	**6.1**	mg/L	0.50	0.15	1	10/12/24 13:49	10/13/24 20:54	7440-09-7	
Sodium	**11.1**	mg/L	1.0	0.58	1	10/12/24 13:49	10/13/24 20:54	7440-23-5	
Calcium	**116**	mg/L	1.0	0.12	1	10/12/24 13:49	10/13/24 20:54	7440-70-2	
Magnesium	**18.5**	mg/L	0.050	0.012	1	10/12/24 13:49	10/13/24 20:54	7439-95-4	
6020 MET ICPMS	Analytical Method: EPA 6020B Preparation Method: EPA 3005A								
	Pace Analytical Services - Peachtree Corners, GA								
Antimony	ND	mg/L	0.0030	0.00054	1	10/12/24 10:28	10/24/24 13:18	7440-36-0	
Arsenic	**0.15**	mg/L	0.0050	0.00084	1	10/12/24 10:28	10/24/24 13:18	7440-38-2	
Barium	**0.047**	mg/L	0.0050	0.00047	1	10/12/24 10:28	10/24/24 13:18	7440-39-3	
Beryllium	**0.00011J**	mg/L	0.00050	0.000094	1	10/12/24 10:28	10/24/24 13:18	7440-41-7	
Boron	**0.57**	mg/L	0.040	0.012	1	10/12/24 10:28	10/24/24 13:18	7440-42-8	
Cadmium	ND	mg/L	0.00050	0.00010	1	10/12/24 10:28	10/24/24 13:18	7440-43-9	
Chromium	ND	mg/L	0.0050	0.0019	1	10/12/24 10:28	10/24/24 13:18	7440-47-3	
Cobalt	**0.023**	mg/L	0.0050	0.00032	1	10/12/24 10:28	10/24/24 13:18	7440-48-4	
Lead	**0.00026J**	mg/L	0.0010	0.00016	1	10/12/24 10:28	10/24/24 13:18	7439-92-1	
Lithium	**0.046**	mg/L	0.030	0.0016	1	10/12/24 10:28	10/24/24 13:18	7439-93-2	
Molybdenum	**0.015**	mg/L	0.010	0.00062	1	10/12/24 10:28	10/24/24 13:18	7439-98-7	
Selenium	ND	mg/L	0.0050	0.00096	1	10/12/24 10:28	10/24/24 13:18	7782-49-2	
Thallium	ND	mg/L	0.0010	0.00038	1	10/12/24 10:28	10/24/24 13:18	7440-28-0	
7470 Mercury	Analytical Method: EPA 7470A Preparation Method: EPA 7470A								
	Pace Analytical Services - Peachtree Corners, GA								
Mercury	ND	mg/L	0.00020	0.00013	1	10/16/24 07:30	10/16/24 14:09	7439-97-6	
2540C Total Dissolved Solids	Analytical Method: SM 2540C-2015								
	Pace Analytical Services - Peachtree Corners, GA								
Total Dissolved Solids	**557**	mg/L	25.0	25.0	1		10/14/24 12:33		
2320B Alkalinity	Analytical Method: SM 2320B								
	Pace Analytical Services - Minneapolis								
Alkalinity, Total as CaCO3	**151**	mg/L	5.0	1.9	1		10/17/24 13:20		

This report shall not be reproduced, except in full,
without the written consent of Pace Analytical Services, LLC.

Pace Analytical Services, LLC
9800 Kincey Ave. Suite 100
Huntersville, NC 28078
(704)875-9092

ANALYTICAL RESULTS

Project: Hammond AP-1_Week 3
Pace Project No.: 92757972

Sample: HAM-PT-14 **Lab ID: 92757972008** Collected: 10/08/24 15:30 Received: 10/10/24 11:15 Matrix: Water

Parameters	Results	Units	Report Limit	MDL	DF	Prepared	Analyzed	CAS No.	Qual
2320B Alkalinity	Analytical Method: SM 2320B Pace Analytical Services - Minneapolis								
Alkalinity,Bicarbonate (CaCO3)	**151**	mg/L	5.0	1.9	1		10/17/24 13:20		
Alkalinity,Carbonate (CaCO3)	ND	mg/L	5.0	1.9	1		10/17/24 13:20		

This report shall not be reproduced, except in full,
without the written consent of Pace Analytical Services, LLC.

Pace Analytical Services, LLC
9800 Kincey Ave. Suite 100
Huntersville, NC 28078
(704)875-9092

ANALYTICAL RESULTS

Project: Hammond AP-1_Week 3
Pace Project No.: 92757972

Sample: HAM-PT-15 **Lab ID: 92757972009** Collected: 10/08/24 17:04 Received: 10/10/24 11:15 Matrix: Water

Parameters	Results	Units	Report Limit	MDL	DF	Prepared	Analyzed	CAS No.	Qual
300.0 IC Anions WW 28 Day DU	Analytical Method: EPA 300.0								
	Pace Analytical Services - Duluth, MN								
Chloride	**17.2**	mg/L	1.0	0.34	1		10/26/24 11:57	16887-00-6	
Fluoride	**0.31**	mg/L	0.050	0.0057	1		10/26/24 11:57	16984-48-8	
Sulfate	**245**	mg/L	1.0	0.086	1		10/26/24 11:57	14808-79-8	
4500S2D Sulfide LL Water DU	Analytical Method: SM 4500-S2 D-2011								
	Pace Analytical Services - Duluth, MN								
Sulfide	ND	mg/L	0.10	0.011	1		10/15/24 18:04	18496-25-8	
6010D ATL ICP	Analytical Method: EPA 6010D Preparation Method: EPA 3010A								
	Pace Analytical Services - Peachtree Corners, GA								
Iron	**0.95**	mg/L	0.040	0.025	1	10/12/24 13:49	10/13/24 20:58	7439-89-6	
Manganese	**2.5**	mg/L	0.040	0.011	1	10/12/24 13:49	10/13/24 20:58	7439-96-5	
Potassium	**5.3**	mg/L	0.50	0.15	1	10/12/24 13:49	10/13/24 20:58	7440-09-7	
Sodium	**9.2**	mg/L	1.0	0.58	1	10/12/24 13:49	10/13/24 20:58	7440-23-5	
Calcium	**109**	mg/L	1.0	0.12	1	10/12/24 13:49	10/13/24 20:58	7440-70-2	
Magnesium	**13.4**	mg/L	0.050	0.012	1	10/12/24 13:49	10/13/24 20:58	7439-95-4	
6020 MET ICPMS	Analytical Method: EPA 6020B Preparation Method: EPA 3005A								
	Pace Analytical Services - Peachtree Corners, GA								
Antimony	**0.00061J**	mg/L	0.0030	0.00054	1	10/12/24 10:28	10/24/24 13:22	7440-36-0	B
Arsenic	**0.013**	mg/L	0.0050	0.00084	1	10/12/24 10:28	10/24/24 13:22	7440-38-2	
Barium	**0.051**	mg/L	0.0050	0.00047	1	10/12/24 10:28	10/24/24 13:22	7440-39-3	
Beryllium	**0.00012J**	mg/L	0.00050	0.000094	1	10/12/24 10:28	10/24/24 13:22	7440-41-7	
Boron	**0.60**	mg/L	0.040	0.012	1	10/12/24 10:28	10/24/24 13:22	7440-42-8	
Cadmium	**0.00025J**	mg/L	0.00050	0.00010	1	10/12/24 10:28	10/24/24 13:22	7440-43-9	
Chromium	ND	mg/L	0.0050	0.0019	1	10/12/24 10:28	10/24/24 13:22	7440-47-3	
Cobalt	**0.016**	mg/L	0.0050	0.00032	1	10/12/24 10:28	10/24/24 13:22	7440-48-4	
Lead	ND	mg/L	0.0010	0.00016	1	10/12/24 10:28	10/24/24 13:22	7439-92-1	
Lithium	**0.038**	mg/L	0.030	0.0016	1	10/12/24 10:28	10/24/24 13:22	7439-93-2	
Molybdenum	**0.011**	mg/L	0.010	0.00062	1	10/12/24 10:28	10/24/24 13:22	7439-98-7	
Selenium	**0.0029J**	mg/L	0.0050	0.00096	1	10/12/24 10:28	10/24/24 13:22	7782-49-2	
Thallium	**0.00039J**	mg/L	0.0010	0.00038	1	10/12/24 10:28	10/24/24 13:22	7440-28-0	
7470 Mercury	Analytical Method: EPA 7470A Preparation Method: EPA 7470A								
	Pace Analytical Services - Peachtree Corners, GA								
Mercury	ND	mg/L	0.00020	0.00013	1	10/16/24 07:30	10/16/24 14:11	7439-97-6	
2540C Total Dissolved Solids	Analytical Method: SM 2540C-2015								
	Pace Analytical Services - Peachtree Corners, GA								
Total Dissolved Solids	**509**	mg/L	25.0	25.0	1		10/14/24 12:33		
2320B Alkalinity	Analytical Method: SM 2320B								
	Pace Analytical Services - Minneapolis								
Alkalinity, Total as CaCO3	**114**	mg/L	5.0	1.9	1		10/17/24 13:26		

This report shall not be reproduced, except in full,
without the written consent of Pace Analytical Services, LLC.

Pace Analytical Services, LLC
9800 Kincey Ave. Suite 100
Huntersville, NC 28078
(704)875-9092

ANALYTICAL RESULTS

Project: Hammond AP-1_Week 3
Pace Project No.: 92757972

Sample: HAM-PT-15 **Lab ID: 92757972009** Collected: 10/08/24 17:04 Received: 10/10/24 11:15 Matrix: Water

Parameters	Results	Units	Report Limit	MDL	DF	Prepared	Analyzed	CAS No.	Qual
2320B Alkalinity	Analytical Method: SM 2320B Pace Analytical Services - Minneapolis								
Alkalinity,Bicarbonate (CaCO3)	**114**	mg/L	5.0	1.9	1		10/17/24 13:26		
Alkalinity,Carbonate (CaCO3)	ND	mg/L	5.0	1.9	1		10/17/24 13:26		

This report shall not be reproduced, except in full,
without the written consent of Pace Analytical Services, LLC.

Pace Analytical Services, LLC
9800 Kincey Ave. Suite 100
Huntersville, NC 28078
(704)875-9092

ANALYTICAL RESULTS

Project: Hammond AP-1_Week 3
Pace Project No.: 92757972

Sample: HAM-AP1-EB-01 **Lab ID: 92757972010** Collected: 10/09/24 15:00 Received: 10/10/24 11:15 Matrix: Water

Parameters	Results	Units	Report Limit	MDL	DF	Prepared	Analyzed	CAS No.	Qual
300.0 IC Anions WW 28 Day DU	Analytical Method: EPA 300.0								
	Pace Analytical Services - Duluth, MN								
Chloride	ND	mg/L	1.0	0.34	1		10/26/24 12:12	16887-00-6	
Fluoride	ND	mg/L	0.050	0.0057	1		10/26/24 12:12	16984-48-8	
Sulfate	ND	mg/L	1.0	0.086	1		10/26/24 12:12	14808-79-8	
4500S2D Sulfide LL Water DU	Analytical Method: SM 4500-S2 D-2011								
	Pace Analytical Services - Duluth, MN								
Sulfide	ND	mg/L	0.10	0.011	1		10/15/24 18:05	18496-25-8	
6010D ATL ICP	Analytical Method: EPA 6010D Preparation Method: EPA 3010A								
	Pace Analytical Services - Peachtree Corners, GA								
Iron	ND	mg/L	0.040	0.025	1	10/12/24 13:49	10/13/24 21:01	7439-89-6	
Manganese	ND	mg/L	0.040	0.011	1	10/12/24 13:49	10/13/24 21:01	7439-96-5	
Potassium	ND	mg/L	0.50	0.15	1	10/12/24 13:49	10/13/24 21:01	7440-09-7	
Sodium	**0.98J**	mg/L	1.0	0.58	1	10/12/24 13:49	10/13/24 21:01	7440-23-5	
Calcium	**0.31J**	mg/L	1.0	0.12	1	10/12/24 13:49	10/13/24 21:01	7440-70-2	
Magnesium	**0.080**	mg/L	0.050	0.012	1	10/12/24 13:49	10/13/24 21:01	7439-95-4	
6020 MET ICPMS	Analytical Method: EPA 6020B Preparation Method: EPA 3005A								
	Pace Analytical Services - Peachtree Corners, GA								
Antimony	**0.00074J**	mg/L	0.0030	0.00054	1	10/12/24 10:28	10/24/24 14:24	7440-36-0	B
Arsenic	**0.00087J**	mg/L	0.0050	0.00084	1	10/12/24 10:28	10/24/24 14:24	7440-38-2	
Barium	**0.0020J**	mg/L	0.0050	0.00047	1	10/12/24 10:28	10/24/24 14:24	7440-39-3	
Beryllium	ND	mg/L	0.00050	0.000094	1	10/12/24 10:28	10/24/24 14:24	7440-41-7	
Boron	ND	mg/L	0.040	0.012	1	10/12/24 10:28	10/24/24 14:24	7440-42-8	
Cadmium	ND	mg/L	0.00050	0.00010	1	10/12/24 10:28	10/24/24 14:24	7440-43-9	
Chromium	ND	mg/L	0.0050	0.0019	1	10/12/24 10:28	10/24/24 14:24	7440-47-3	
Cobalt	ND	mg/L	0.0050	0.00032	1	10/12/24 10:28	10/24/24 14:24	7440-48-4	
Lead	**0.00019J**	mg/L	0.0010	0.00016	1	10/12/24 10:28	10/24/24 14:24	7439-92-1	
Lithium	ND	mg/L	0.030	0.0016	1	10/12/24 10:28	10/24/24 14:24	7439-93-2	
Molybdenum	ND	mg/L	0.010	0.00062	1	10/12/24 10:28	10/24/24 14:24	7439-98-7	
Selenium	ND	mg/L	0.0050	0.00096	1	10/12/24 10:28	10/24/24 14:24	7782-49-2	
Thallium	ND	mg/L	0.0010	0.00038	1	10/12/24 10:28	10/24/24 14:24	7440-28-0	
7470 Mercury	Analytical Method: EPA 7470A Preparation Method: EPA 7470A								
	Pace Analytical Services - Peachtree Corners, GA								
Mercury	ND	mg/L	0.00020	0.00013	1	10/16/24 07:30	10/16/24 14:14	7439-97-6	
2540C Total Dissolved Solids	Analytical Method: SM 2540C-2015								
	Pace Analytical Services - Peachtree Corners, GA								
Total Dissolved Solids	ND	mg/L	25.0	25.0	1		10/14/24 12:36		
2320B Alkalinity	Analytical Method: SM 2320B								
	Pace Analytical Services - Minneapolis								
Alkalinity, Total as CaCO3	ND	mg/L	5.0	1.9	1		10/17/24 13:53		

This report shall not be reproduced, except in full,
without the written consent of Pace Analytical Services, LLC.

Pace Analytical Services, LLC
9800 Kincey Ave. Suite 100
Huntersville, NC 28078
(704)875-9092

ANALYTICAL RESULTS

Project: Hammond AP-1_Week 3
Pace Project No.: 92757972

Sample: HAM-AP1-EB-01 **Lab ID: 92757972010** Collected: 10/09/24 15:00 Received: 10/10/24 11:15 Matrix: Water

Parameters	Results	Units	Report Limit	MDL	DF	Prepared	Analyzed	CAS No.	Qual
2320B Alkalinity	Analytical Method: SM 2320B Pace Analytical Services - Minneapolis								
Alkalinity,Bicarbonate (CaCO3)	ND	mg/L	5.0	1.9	1		10/17/24 13:53		
Alkalinity,Carbonate (CaCO3)	ND	mg/L	5.0	1.9	1		10/17/24 13:53		

This report shall not be reproduced, except in full,
without the written consent of Pace Analytical Services, LLC.

Pace Analytical Services, LLC
9800 Kincey Ave. Suite 100
Huntersville, NC 28078
(704)875-9092

ANALYTICAL RESULTS

Project: Hammond AP-1_Week 3
Pace Project No.: 92757972

Sample: HAM-AP1-FB-01 **Lab ID: 92757972011** Collected: 10/09/24 15:05 Received: 10/10/24 11:15 Matrix: Water

Parameters	Results	Units	Report Limit	MDL	DF	Prepared	Analyzed	CAS No.	Qual
300.0 IC Anions WW 28 Day DU	Analytical Method: EPA 300.0								
	Pace Analytical Services - Duluth, MN								
Chloride	ND	mg/L	1.0	0.34	1		10/26/24 12:27	16887-00-6	
Fluoride	ND	mg/L	0.050	0.0057	1		10/26/24 12:27	16984-48-8	
Sulfate	ND	mg/L	1.0	0.086	1		10/26/24 12:27	14808-79-8	
4500S2D Sulfide LL Water DU	Analytical Method: SM 4500-S2 D-2011								
	Pace Analytical Services - Duluth, MN								
Sulfide	ND	mg/L	0.10	0.011	1		10/15/24 18:05	18496-25-8	
6010D ATL ICP	Analytical Method: EPA 6010D Preparation Method: EPA 3010A								
	Pace Analytical Services - Peachtree Corners, GA								
Iron	**0.032J**	mg/L	0.040	0.025	1	10/12/24 13:49	10/13/24 21:05	7439-89-6	
Manganese	ND	mg/L	0.040	0.011	1	10/12/24 13:49	10/13/24 21:05	7439-96-5	
Potassium	ND	mg/L	0.50	0.15	1	10/12/24 13:49	10/13/24 21:05	7440-09-7	
Sodium	**1.1**	mg/L	1.0	0.58	1	10/12/24 13:49	10/13/24 21:05	7440-23-5	
Calcium	**0.45J**	mg/L	1.0	0.12	1	10/12/24 13:49	10/13/24 21:05	7440-70-2	
Magnesium	**0.12**	mg/L	0.050	0.012	1	10/12/24 13:49	10/13/24 21:05	7439-95-4	
6020 MET ICPMS	Analytical Method: EPA 6020B Preparation Method: EPA 3005A								
	Pace Analytical Services - Peachtree Corners, GA								
Antimony	ND	mg/L	0.0030	0.00054	1	10/12/24 10:28	10/24/24 14:29	7440-36-0	
Arsenic	**0.00098J**	mg/L	0.0050	0.00084	1	10/12/24 10:28	10/24/24 14:29	7440-38-2	
Barium	**0.0023J**	mg/L	0.0050	0.00047	1	10/12/24 10:28	10/24/24 14:29	7440-39-3	
Beryllium	ND	mg/L	0.00050	0.000094	1	10/12/24 10:28	10/24/24 14:29	7440-41-7	
Boron	ND	mg/L	0.040	0.012	1	10/12/24 10:28	10/24/24 14:29	7440-42-8	
Cadmium	ND	mg/L	0.00050	0.00010	1	10/12/24 10:28	10/24/24 14:29	7440-43-9	
Chromium	ND	mg/L	0.0050	0.0019	1	10/12/24 10:28	10/24/24 14:29	7440-47-3	
Cobalt	ND	mg/L	0.0050	0.00032	1	10/12/24 10:28	10/24/24 14:29	7440-48-4	
Lead	**0.00019J**	mg/L	0.0010	0.00016	1	10/12/24 10:28	10/24/24 14:29	7439-92-1	
Lithium	ND	mg/L	0.030	0.0016	1	10/12/24 10:28	10/24/24 14:29	7439-93-2	
Molybdenum	ND	mg/L	0.010	0.00062	1	10/12/24 10:28	10/24/24 14:29	7439-98-7	
Selenium	ND	mg/L	0.0050	0.00096	1	10/12/24 10:28	10/24/24 14:29	7782-49-2	
Thallium	ND	mg/L	0.0010	0.00038	1	10/12/24 10:28	10/24/24 14:29	7440-28-0	
7470 Mercury	Analytical Method: EPA 7470A Preparation Method: EPA 7470A								
	Pace Analytical Services - Peachtree Corners, GA								
Mercury	ND	mg/L	0.00020	0.00013	1	10/16/24 07:30	10/16/24 14:17	7439-97-6	
2540C Total Dissolved Solids	Analytical Method: SM 2540C-2015								
	Pace Analytical Services - Peachtree Corners, GA								
Total Dissolved Solids	ND	mg/L	25.0	25.0	1		10/14/24 12:37		
2320B Alkalinity	Analytical Method: SM 2320B								
	Pace Analytical Services - Minneapolis								
Alkalinity, Total as CaCO3	**5.0**	mg/L	5.0	1.9	1		10/17/24 13:56		

This report shall not be reproduced, except in full,
without the written consent of Pace Analytical Services, LLC.

Pace Analytical Services, LLC
9800 Kincey Ave. Suite 100
Huntersville, NC 28078
(704)875-9092

ANALYTICAL RESULTS

Project: Hammond AP-1_Week 3
Pace Project No.: 92757972

Sample: HAM-AP1-FB-01 **Lab ID: 92757972011** Collected: 10/09/24 15:05 Received: 10/10/24 11:15 Matrix: Water

Parameters	Results	Units	Report Limit	MDL	DF	Prepared	Analyzed	CAS No.	Qual
2320B Alkalinity	Analytical Method: SM 2320B Pace Analytical Services - Minneapolis								
Alkalinity,Bicarbonate (CaCO3)	**5.0**	mg/L	5.0	1.9	1		10/17/24 13:56		
Alkalinity,Carbonate (CaCO3)	ND	mg/L	5.0	1.9	1		10/17/24 13:56		

This report shall not be reproduced, except in full,
without the written consent of Pace Analytical Services, LLC.

Pace Analytical Services, LLC
9800 Kincey Ave. Suite 100
Huntersville, NC 28078
(704)875-9092

ANALYTICAL RESULTS

Project: Hammond AP-1_Week 3
Pace Project No.: 92757972

Sample: HAM-AP1-FD-01 **Lab ID: 92757972012** Collected: 10/08/24 00:00 Received: 10/10/24 11:15 Matrix: Water

Parameters	Results	Units	Report Limit	MDL	DF	Prepared	Analyzed	CAS No.	Qual
300.0 IC Anions WW 28 Day DU	Analytical Method: EPA 300.0								
	Pace Analytical Services - Duluth, MN								
Chloride	**17.2**	mg/L	1.0	0.34	1		10/26/24 13:12	16887-00-6	
Fluoride	**0.32**	mg/L	0.050	0.0057	1		10/26/24 13:12	16984-48-8	
Sulfate	**247**	mg/L	1.0	0.086	1		10/26/24 13:12	14808-79-8	
4500S2D Sulfide LL Water DU	Analytical Method: SM 4500-S2 D-2011								
	Pace Analytical Services - Duluth, MN								
Sulfide	ND	mg/L	0.10	0.011	1		10/15/24 18:06	18496-25-8	H1
6010D ATL ICP	Analytical Method: EPA 6010D Preparation Method: EPA 3010A								
	Pace Analytical Services - Peachtree Corners, GA								
Iron	**0.78**	mg/L	0.040	0.025	1	10/12/24 13:49	10/13/24 21:09	7439-89-6	
Manganese	**2.7**	mg/L	0.040	0.011	1	10/12/24 13:49	10/13/24 21:09	7439-96-5	
Potassium	**5.6**	mg/L	0.50	0.15	1	10/12/24 13:49	10/13/24 21:09	7440-09-7	
Sodium	**9.6**	mg/L	1.0	0.58	1	10/12/24 13:49	10/13/24 21:09	7440-23-5	
Calcium	**116**	mg/L	1.0	0.12	1	10/12/24 13:49	10/13/24 21:09	7440-70-2	
Magnesium	**14.1**	mg/L	0.050	0.012	1	10/12/24 13:49	10/13/24 21:09	7439-95-4	
6020 MET ICPMS	Analytical Method: EPA 6020B Preparation Method: EPA 3005A								
	Pace Analytical Services - Peachtree Corners, GA								
Antimony	ND	mg/L	0.0030	0.00054	1	10/12/24 10:28	10/24/24 14:33	7440-36-0	
Arsenic	**0.012**	mg/L	0.0050	0.00084	1	10/12/24 10:28	10/24/24 14:33	7440-38-2	
Barium	**0.049**	mg/L	0.0050	0.00047	1	10/12/24 10:28	10/24/24 14:33	7440-39-3	
Beryllium	**0.000094J**	mg/L	0.00050	0.000094	1	10/12/24 10:28	10/24/24 14:33	7440-41-7	
Boron	**0.59**	mg/L	0.040	0.012	1	10/12/24 10:28	10/24/24 14:33	7440-42-8	
Cadmium	**0.00028J**	mg/L	0.00050	0.00010	1	10/12/24 10:28	10/24/24 14:33	7440-43-9	
Chromium	ND	mg/L	0.0050	0.0019	1	10/12/24 10:28	10/24/24 14:33	7440-47-3	
Cobalt	**0.015**	mg/L	0.0050	0.00032	1	10/12/24 10:28	10/24/24 14:33	7440-48-4	
Lead	ND	mg/L	0.0010	0.00016	1	10/12/24 10:28	10/24/24 14:33	7439-92-1	
Lithium	**0.037**	mg/L	0.030	0.0016	1	10/12/24 10:28	10/24/24 14:33	7439-93-2	
Molybdenum	**0.010**	mg/L	0.010	0.00062	1	10/12/24 10:28	10/24/24 14:33	7439-98-7	
Selenium	**0.0031J**	mg/L	0.0050	0.00096	1	10/12/24 10:28	10/24/24 14:33	7782-49-2	
Thallium	ND	mg/L	0.0010	0.00038	1	10/12/24 10:28	10/24/24 14:33	7440-28-0	
7470 Mercury	Analytical Method: EPA 7470A Preparation Method: EPA 7470A								
	Pace Analytical Services - Peachtree Corners, GA								
Mercury	ND	mg/L	0.00020	0.00013	1	10/16/24 07:30	10/16/24 14:19	7439-97-6	
2540C Total Dissolved Solids	Analytical Method: SM 2540C-2015								
	Pace Analytical Services - Peachtree Corners, GA								
Total Dissolved Solids	**521**	mg/L	25.0	25.0	1		10/14/24 12:34		
2320B Alkalinity	Analytical Method: SM 2320B								
	Pace Analytical Services - Minneapolis								
Alkalinity, Total as CaCO3	**114**	mg/L	5.0	1.9	1		10/17/24 12:37		

This report shall not be reproduced, except in full,
without the written consent of Pace Analytical Services, LLC.

Pace Analytical Services, LLC
9800 Kincey Ave. Suite 100
Huntersville, NC 28078
(704)875-9092

ANALYTICAL RESULTS

Project: Hammond AP-1_Week 3
Pace Project No.: 92757972

Sample: HAM-AP1-FD-01 **Lab ID: 92757972012** Collected: 10/08/24 00:00 Received: 10/10/24 11:15 Matrix: Water

Parameters	Results	Units	Report Limit	MDL	DF	Prepared	Analyzed	CAS No.	Qual
2320B Alkalinity	Analytical Method: SM 2320B Pace Analytical Services - Minneapolis								
Alkalinity,Bicarbonate (CaCO3)	**114**	mg/L	5.0	1.9	1		10/17/24 12:37		
Alkalinity,Carbonate (CaCO3)	ND	mg/L	5.0	1.9	1		10/17/24 12:37		

This report shall not be reproduced, except in full,
without the written consent of Pace Analytical Services, LLC.

Pace Analytical Services, LLC
9800 Kincey Ave. Suite 100
Huntersville, NC 28078
(704)875-9092

QUALITY CONTROL DATA

Project: Hammond AP-1_Week 3
Pace Project No.: 92757972

QC Batch: 976023
QC Batch Method: EPA 300.0
Analysis Method: EPA 300.0
Analysis Description: 300.0 IC Anions WW 28 Day DU
Laboratory: Pace Analytical Services - Duluth, MN
Associated Lab Samples: 92757972001, 92757972002, 92757972003, 92757972004, 92757972005, 92757972006, 92757972007, 92757972008, 92757972009, 92757972010, 92757972011, 92757972012

METHOD BLANK: 5101385
Matrix: Water
Associated Lab Samples: 92757972001, 92757972002, 92757972003, 92757972004, 92757972005, 92757972006, 92757972007, 92757972008, 92757972009, 92757972010, 92757972011, 92757972012

Parameter	Units	Blank Result	Reporting Limit	MDL	Analyzed	Qualifiers
Chloride	mg/L	ND	1.0	0.34	10/26/24 07:56	
Fluoride	mg/L	ND	0.050	0.0057	10/26/24 07:56	
Sulfate	mg/L	ND	1.0	0.086	10/26/24 07:56	

LABORATORY CONTROL SAMPLE: 5101386

Parameter	Units	Spike Conc.	LCS Result	LCS % Rec	% Rec Limits	Qualifiers
Chloride	mg/L	100	99.9	100	90-110	
Fluoride	mg/L	5	5.2	104	90-110	
Sulfate	mg/L	100	99.3	99	90-110	

MATRIX SPIKE & MATRIX SPIKE DUPLICATE: 5101387 5101388

Parameter	Units	92757972001 Result	MS Spike Conc.	MSD Spike Conc.	MS Result	MSD Result	MS % Rec	MSD % Rec	% Rec Limits	RPD	Max RPD	Qual
Chloride	mg/L	18.6	100	100	120	120	101	102	90-110	1	20	
Fluoride	mg/L	0.30	5	5	5.6	5.6	106	106	90-110	0	20	
Sulfate	mg/L	238	100	100	331	332	93	94	90-110	0	20	

MATRIX SPIKE & MATRIX SPIKE DUPLICATE: 5101389 5101390

Parameter	Units	92757972002 Result	MS Spike Conc.	MSD Spike Conc.	MS Result	MSD Result	MS % Rec	MSD % Rec	% Rec Limits	RPD	Max RPD	Qual
Chloride	mg/L	18.1	100	100	121	122	102	104	90-110	1	20	
Fluoride	mg/L	0.23	5	5	5.6	5.7	107	109	90-110	2	20	
Sulfate	mg/L	242	100	100	337	338	94	96	90-110	0	20	

Results presented on this page are in the units indicated by the "Units" column except where an alternate unit is presented to the right of the result.

This report shall not be reproduced, except in full,
without the written consent of Pace Analytical Services, LLC.

Pace Analytical Services, LLC
9800 Kincey Ave. Suite 100
Huntersville, NC 28078
(704)875-9092

QUALITY CONTROL DATA

Project: Hammond AP-1_Week 3
Pace Project No.: 92757972

QC Batch: 973697
QC Batch Method: SM 4500-S2 D-2011
Analysis Method: SM 4500-S2 D-2011
Analysis Description: 4500S2D Sulfide LL Water DU
Laboratory: Pace Analytical Services - Duluth, MN
Associated Lab Samples: 92757972001, 92757972002, 92757972003, 92757972004, 92757972005, 92757972006, 92757972007, 92757972008, 92757972009, 92757972010

METHOD BLANK: 5088870
Matrix: Water
Associated Lab Samples: 92757972001, 92757972002, 92757972003, 92757972004, 92757972005, 92757972006, 92757972007, 92757972008, 92757972009, 92757972010

Parameter	Units	Blank Result	Reporting Limit	MDL	Analyzed	Qualifiers
Sulfide	mg/L	ND	0.10	0.011	10/15/24 17:59	

LABORATORY CONTROL SAMPLE: 5088871

Parameter	Units	Spike Conc.	LCS Result	LCS % Rec	% Rec Limits	Qualifiers
Sulfide	mg/L	0.2	0.18	93	90-110	

MATRIX SPIKE & MATRIX SPIKE DUPLICATE: 5088872 5088873

Parameter	Units	10711326001 Result	MS Spike Conc.	MSD Spike Conc.	MS Result	MSD Result	MS % Rec	MSD % Rec	% Rec Limits	RPD	Max RPD	Qual
Sulfide	mg/L	<0.011	0.2	0.2	0.20	0.20	99	102	90-110	3	10	

MATRIX SPIKE & MATRIX SPIKE DUPLICATE: 5088874 5088875

Parameter	Units	10711326002 Result	MS Spike Conc.	MSD Spike Conc.	MS Result	MSD Result	MS % Rec	MSD % Rec	% Rec Limits	RPD	Max RPD	Qual
Sulfide	mg/L	<0.011	0.2	0.2	0.19	0.19	97	99	90-110	2	10	

Results presented on this page are in the units indicated by the "Units" column except where an alternate unit is presented to the right of the result.

This report shall not be reproduced, except in full,
without the written consent of Pace Analytical Services, LLC.

Pace Analytical Services, LLC
9800 Kincey Ave. Suite 100
Huntersville, NC 28078
(704)875-9092

QUALITY CONTROL DATA

Project: Hammond AP-1_Week 3
Pace Project No.: 92757972

QC Batch: 973699
QC Batch Method: SM 4500-S2 D-2011
Analysis Method: SM 4500-S2 D-2011
Analysis Description: 4500S2D Sulfide LL Water DU
Laboratory: Pace Analytical Services - Duluth, MN
Associated Lab Samples: 92757972011, 92757972012

METHOD BLANK: 5088877
Matrix: Water
Associated Lab Samples: 92757972011, 92757972012

Parameter	Units	Blank Result	Reporting Limit	MDL	Analyzed	Qualifiers
Sulfide	mg/L	ND	0.10	0.011	10/15/24 18:05	

LABORATORY CONTROL SAMPLE: 5088878

Parameter	Units	Spike Conc.	LCS Result	LCS % Rec	% Rec Limits	Qualifiers
Sulfide	mg/L	0.2	0.19	98	90-110	

MATRIX SPIKE & MATRIX SPIKE DUPLICATE: 5088879 5088880

Parameter	Units	92757972011 Result	MS Spike Conc.	MSD Spike Conc.	MS Result	MSD Result	MS % Rec	MSD % Rec	% Rec Limits	RPD	Max RPD	Qual
Sulfide	mg/L	ND	0.2	0.2	0.20	0.21	103	105	90-110	1	10	

Results presented on this page are in the units indicated by the "Units" column except where an alternate unit is presented to the right of the result.

This report shall not be reproduced, except in full,
without the written consent of Pace Analytical Services, LLC.

Pace Analytical Services, LLC
9800 Kincey Ave. Suite 100
Huntersville, NC 28078
(704)875-9092

QUALITY CONTROL DATA

Project: Hammond AP-1_Week 3
Pace Project No.: 92757972

QC Batch: 888265
QC Batch Method: EPA 3010A
Analysis Method: EPA 6010D
Analysis Description: 6010D ATL
Laboratory: Pace Analytical Services - Peachtree Corners, GA
Associated Lab Samples: 92757972001, 92757972002, 92757972003, 92757972004, 92757972005, 92757972006

METHOD BLANK: 4574207 Matrix: Water
Associated Lab Samples: 92757972001, 92757972002, 92757972003, 92757972004, 92757972005, 92757972006

Parameter	Units	Blank Result	Reporting Limit	MDL	Analyzed	Qualifiers
Calcium	mg/L	ND	1.0	0.12	10/12/24 10:03	
Iron	mg/L	ND	0.040	0.025	10/12/24 10:03	
Magnesium	mg/L	ND	0.050	0.012	10/12/24 10:03	
Manganese	mg/L	ND	0.040	0.011	10/12/24 10:03	
Potassium	mg/L	ND	0.50	0.15	10/12/24 10:03	
Sodium	mg/L	ND	1.0	0.58	10/13/24 11:52	

LABORATORY CONTROL SAMPLE: 4574208

Parameter	Units	Spike Conc.	LCS Result	LCS % Rec	% Rec Limits	Qualifiers
Calcium	mg/L	1	0.95J	95	80-120	
Iron	mg/L	1	0.94	94	80-120	
Magnesium	mg/L	1	0.99	99	80-120	
Manganese	mg/L	1	0.97	97	80-120	
Potassium	mg/L	1	0.92	92	80-120	
Sodium	mg/L	1	1.1	107	80-120	

MATRIX SPIKE & MATRIX SPIKE DUPLICATE: 4574209 4574210

Parameter	Units	92755893003 Result	MS Spike Conc.	MSD Spike Conc.	MS Result	MSD Result	MS % Rec	MSD % Rec	% Rec Limits	RPD	Max RPD	Qual
Calcium	mg/L	90300 ug/L	1	1	87.9	89.2	-238	-116	75-125	1	20	M1
Iron	mg/L	3640 ug/L	1	1	5.5	5.7	186	211	75-125	4	20	M1
Magnesium	mg/L	21400 ug/L	1	1	22.2	22.6	78	119	75-125	2	20	
Manganese	mg/L	2620 ug/L	1	1	3.5	3.6	90	102	75-125	3	20	
Potassium	mg/L	3010 ug/L	1	1	4.8	5.0	179	195	75-125	3	20	M1
Sodium	mg/L	131000 ug/L	1	1	129	132	-242	25	75-125	2	20	M1

Results presented on this page are in the units indicated by the "Units" column except where an alternate unit is presented to the right of the result.

This report shall not be reproduced, except in full,
without the written consent of Pace Analytical Services, LLC.

Pace Analytical Services, LLC
9800 Kincey Ave. Suite 100
Huntersville, NC 28078
(704)875-9092

QUALITY CONTROL DATA

Project: Hammond AP-1_Week 3
Pace Project No.: 92757972

QC Batch: 888406
QC Batch Method: EPA 3010A
Analysis Method: EPA 6010D
Analysis Description: 6010D ATL
Laboratory: Pace Analytical Services - Peachtree Corners, GA
Associated Lab Samples: 92757972007, 92757972008, 92757972009, 92757972010, 92757972011, 92757972012

METHOD BLANK: 4575061 Matrix: Water
Associated Lab Samples: 92757972007, 92757972008, 92757972009, 92757972010, 92757972011, 92757972012

Parameter	Units	Blank Result	Reporting Limit	MDL	Analyzed	Qualifiers
Calcium	mg/L	ND	1.0	0.12	10/15/24 20:47	
Iron	mg/L	ND	0.040	0.025	10/15/24 20:47	
Magnesium	mg/L	ND	0.050	0.012	10/15/24 20:47	
Manganese	mg/L	ND	0.040	0.011	10/15/24 20:47	
Potassium	mg/L	ND	0.50	0.15	10/15/24 20:47	
Sodium	mg/L	ND	1.0	0.58	10/15/24 20:47	

LABORATORY CONTROL SAMPLE: 4575062

Parameter	Units	Spike Conc.	LCS Result	LCS % Rec	% Rec Limits	Qualifiers
Calcium	mg/L	1	0.95J	95	80-120	
Iron	mg/L	1	0.99	99	80-120	
Magnesium	mg/L	1	1.0	103	80-120	
Manganese	mg/L	1	1.0	101	80-120	
Potassium	mg/L	1	0.96	96	80-120	
Sodium	mg/L	1	0.94J	94	80-120	

MATRIX SPIKE & MATRIX SPIKE DUPLICATE: 4575063 4575064

Parameter	Units	92757972007 Result	MS Spike Conc.	MSD Spike Conc.	MS Result	MSD Result	MS % Rec	MSD % Rec	% Rec Limits	RPD	Max RPD	Qual
Calcium	mg/L	114	1	1	117	116	376	195	75-125	2	20	M1
Iron	mg/L	6.6	1	1	7.7	7.7	116	108	75-125	1	20	
Magnesium	mg/L	16.2	1	1	17.6	17.4	143	117	75-125	2	20	M1
Manganese	mg/L	3.2	1	1	4.2	4.1	98	96	75-125	0	20	
Potassium	mg/L	5.7	1	1	6.6	6.5	91	86	75-125	1	20	
Sodium	mg/L	10.7	1	1	11.9	11.9	121	115	75-125	1	20	

Results presented on this page are in the units indicated by the "Units" column except where an alternate unit is presented to the right of the result.

This report shall not be reproduced, except in full,
without the written consent of Pace Analytical Services, LLC.

Pace Analytical Services, LLC
9800 Kincey Ave. Suite 100
Huntersville, NC 28078
(704)875-9092

QUALITY CONTROL DATA

Project: Hammond AP-1_Week 3
Pace Project No.: 92757972

QC Batch: 888402
QC Batch Method: EPA 3005A
Analysis Method: EPA 6020B
Analysis Description: 6020 MET
Laboratory: Pace Analytical Services - Peachtree Corners, GA
Associated Lab Samples: 92757972001, 92757972002, 92757972003, 92757972004

METHOD BLANK: 4575045 Matrix: Water
Associated Lab Samples: 92757972001, 92757972002, 92757972003, 92757972004

Parameter	Units	Blank Result	Reporting Limit	MDL	Analyzed	Qualifiers
Antimony	mg/L	ND	0.0030	0.00054	10/14/24 18:48	
Arsenic	mg/L	0.0012J	0.0050	0.00084	10/14/24 18:48	
Barium	mg/L	ND	0.0050	0.00047	10/14/24 18:48	
Beryllium	mg/L	ND	0.00050	0.000094	10/14/24 18:48	
Boron	mg/L	ND	0.040	0.012	10/14/24 18:48	
Cadmium	mg/L	ND	0.00050	0.00010	10/14/24 18:48	
Chromium	mg/L	ND	0.0050	0.0019	10/15/24 18:43	
Cobalt	mg/L	ND	0.0050	0.00032	10/15/24 18:43	
Lead	mg/L	ND	0.0010	0.00016	10/14/24 18:48	
Lithium	mg/L	ND	0.030	0.0016	10/14/24 18:48	
Molybdenum	mg/L	ND	0.010	0.00062	10/14/24 18:48	
Selenium	mg/L	ND	0.0050	0.00096	10/14/24 18:48	
Thallium	mg/L	ND	0.0010	0.00038	10/15/24 18:43	

LABORATORY CONTROL SAMPLE: 4575046

Parameter	Units	Spike Conc.	LCS Result	LCS % Rec	% Rec Limits	Qualifiers
Antimony	mg/L	0.1	0.099	99	80-120	
Arsenic	mg/L	0.1	0.098	98	80-120	
Barium	mg/L	0.1	0.096	96	80-120	
Beryllium	mg/L	0.1	0.096	96	80-120	
Boron	mg/L	1	0.92	92	80-120	
Cadmium	mg/L	0.1	0.098	98	80-120	
Chromium	mg/L	0.1	0.097	97	80-120	
Cobalt	mg/L	0.1	0.098	98	80-120	
Lead	mg/L	0.1	0.094	94	80-120	
Lithium	mg/L	0.1	0.096	96	80-120	
Molybdenum	mg/L	0.1	0.099	99	80-120	
Selenium	mg/L	0.1	0.095	95	80-120	
Thallium	mg/L	0.1	0.10	100	80-120	

MATRIX SPIKE & MATRIX SPIKE DUPLICATE: 4575047 4575048

Parameter	Units	92755772001 Result	MS Spike Conc.	MSD Spike Conc.	MS Result	MSD Result	MS % Rec	MSD % Rec	% Rec Limits	RPD	Max RPD	Qual
Antimony	mg/L	ND	0.1	0.1	0.10	0.095	101	95	75-125	6	20	
Arsenic	mg/L	ND	0.1	0.1	0.098	0.097	96	95	75-125	1	20	

Results presented on this page are in the units indicated by the "Units" column except where an alternate unit is presented to the right of the result.

REPORT OF LABORATORY ANALYSIS

This report shall not be reproduced, except in full,
without the written consent of Pace Analytical Services, LLC.

Pace Analytical Services, LLC
9800 Kincey Ave. Suite 100
Huntersville, NC 28078
(704)875-9092

QUALITY CONTROL DATA

Project: Hammond AP-1_Week 3
Pace Project No.: 92757972

MATRIX SPIKE & MATRIX SPIKE DUPLICATE: 4575047 4575048

Parameter	Units	92755772001 Result	MS Spike Conc.	MSD Spike Conc.	MS Result	MSD Result	MS % Rec	MSD % Rec	% Rec Limits	RPD	Max RPD	Qual
Barium	mg/L	22.3 ug/L	0.1	0.1	0.12	0.12	102	98	75-125	3	20	
Beryllium	mg/L	ND	0.1	0.1	0.10	0.096	99	96	75-125	3	20	
Boron	mg/L	ND	1	1	0.95	0.92	95	92	75-125	3	20	
Cadmium	mg/L	ND	0.1	0.1	0.097	0.096	97	96	75-125	1	20	
Chromium	mg/L	ND	0.1	0.1	0.10	0.10	98	98	75-125	1	20	
Cobalt	mg/L	ND	0.1	0.1	0.099	0.098	98	96	75-125	1	20	
Lead	mg/L	ND	0.1	0.1	0.095	0.092	95	91	75-125	4	20	
Lithium	mg/L	ND	0.1	0.1	0.099	0.095	99	95	75-125	4	20	
Molybdenum	mg/L	ND	0.1	0.1	0.10	0.096	102	94	75-125	8	20	
Selenium	mg/L	ND	0.1	0.1	0.095	0.095	95	95	75-125	0	20	
Thallium	mg/L	ND	0.1	0.1	0.095	0.095	95	95	75-125	0	20	

Results presented on this page are in the units indicated by the "Units" column except where an alternate unit is presented to the right of the result.

This report shall not be reproduced, except in full,
without the written consent of Pace Analytical Services, LLC.

Pace Analytical Services, LLC
9800 Kincey Ave. Suite 100
Huntersville, NC 28078
(704)875-9092

QUALITY CONTROL DATA

Project: Hammond AP-1_Week 3
Pace Project No.: 92757972

QC Batch: 888403
QC Batch Method: EPA 3005A
Analysis Method: EPA 6020B
Analysis Description: 6020 MET
Laboratory: Pace Analytical Services - Peachtree Corners, GA
Associated Lab Samples: 92757972005, 92757972006, 92757972007, 92757972008, 92757972009, 92757972010, 92757972011, 92757972012

METHOD BLANK: 4575049 Matrix: Water
Associated Lab Samples: 92757972005, 92757972006, 92757972007, 92757972008, 92757972009, 92757972010, 92757972011, 92757972012

Parameter	Units	Blank Result	Reporting Limit	MDL	Analyzed	Qualifiers
Antimony	mg/L	0.00085J	0.0030	0.00054	10/24/24 12:45	
Arsenic	mg/L	ND	0.0050	0.00084	10/24/24 12:45	
Barium	mg/L	ND	0.0050	0.00047	10/24/24 12:45	
Beryllium	mg/L	ND	0.00050	0.000094	10/24/24 12:45	
Boron	mg/L	ND	0.040	0.012	10/24/24 12:45	
Cadmium	mg/L	ND	0.00050	0.00010	10/24/24 12:45	
Chromium	mg/L	ND	0.0050	0.0019	10/24/24 12:45	
Cobalt	mg/L	ND	0.0050	0.00032	10/24/24 12:45	
Lead	mg/L	ND	0.0010	0.00016	10/24/24 12:45	
Lithium	mg/L	ND	0.030	0.0016	10/24/24 12:45	
Molybdenum	mg/L	ND	0.010	0.00062	10/24/24 12:45	
Selenium	mg/L	ND	0.0050	0.00096	10/24/24 12:45	
Thallium	mg/L	ND	0.0010	0.00038	10/24/24 12:45	

LABORATORY CONTROL SAMPLE: 4575050

Parameter	Units	Spike Conc.	LCS Result	LCS % Rec	% Rec Limits	Qualifiers
Antimony	mg/L	0.1	0.10	100	80-120	
Arsenic	mg/L	0.1	0.097	97	80-120	
Barium	mg/L	0.1	0.098	98	80-120	
Beryllium	mg/L	0.1	0.11	105	80-120	
Boron	mg/L	1	1.0	100	80-120	
Cadmium	mg/L	0.1	0.099	99	80-120	
Chromium	mg/L	0.1	0.098	98	80-120	
Cobalt	mg/L	0.1	0.096	96	80-120	
Lead	mg/L	0.1	0.096	96	80-120	
Lithium	mg/L	0.1	0.11	109	80-120	
Molybdenum	mg/L	0.1	0.098	98	80-120	
Selenium	mg/L	0.1	0.097	97	80-120	
Thallium	mg/L	0.1	0.094	94	80-120	

MATRIX SPIKE & MATRIX SPIKE DUPLICATE: 4575051 4575052

Parameter	Units	92757972005 Result	MS Spike Conc.	MSD Spike Conc.	MS Result	MSD Result	MS % Rec	MSD % Rec	% Rec Limits	RPD	Max RPD	Qual
Antimony	mg/L	ND	0.1	0.1	0.097	0.10	96	100	75-125	4	20	

Results presented on this page are in the units indicated by the "Units" column except where an alternate unit is presented to the right of the result.

REPORT OF LABORATORY ANALYSIS

This report shall not be reproduced, except in full,
without the written consent of Pace Analytical Services, LLC.

Pace Analytical Services, LLC
9800 Kincey Ave. Suite 100
Huntersville, NC 28078
(704)875-9092

QUALITY CONTROL DATA

Project: Hammond AP-1_Week 3
Pace Project No.: 92757972

MATRIX SPIKE & MATRIX SPIKE DUPLICATE: 4575051 4575052

Parameter	Units	92757972005 Result	MS Spike Conc.	MSD Spike Conc.	MS Result	MSD Result	MS % Rec	MSD % Rec	% Rec Limits	RPD	Max RPD	Qual
Arsenic	mg/L	0.0014J	0.1	0.1	0.10	0.10	98	100	75-125	2	20	
Barium	mg/L	0.067	0.1	0.1	0.17	0.17	105	103	75-125	1	20	
Beryllium	mg/L	ND	0.1	0.1	0.10	0.10	100	100	75-125	0	20	
Boron	mg/L	1.5	1	1	2.4	2.4	97	92	75-125	2	20	
Cadmium	mg/L	0.00017J	0.1	0.1	0.097	0.097	96	96	75-125	0	20	
Chromium	mg/L	ND	0.1	0.1	0.10	0.10	101	100	75-125	0	20	
Cobalt	mg/L	0.015	0.1	0.1	0.11	0.11	99	96	75-125	3	20	
Lead	mg/L	ND	0.1	0.1	0.093	0.096	93	96	75-125	3	20	
Lithium	mg/L	0.0057J	0.1	0.1	0.11	0.10	99	99	75-125	1	20	
Molybdenum	mg/L	0.066	0.1	0.1	0.17	0.17	101	105	75-125	2	20	
Selenium	mg/L	ND	0.1	0.1	0.098	0.099	97	99	75-125	1	20	
Thallium	mg/L	ND	0.1	0.1	0.093	0.095	93	95	75-125	2	20	

Results presented on this page are in the units indicated by the "Units" column except where an alternate unit is presented to the right of the result.

This report shall not be reproduced, except in full,
without the written consent of Pace Analytical Services, LLC.

Pace Analytical Services, LLC
9800 Kincey Ave. Suite 100
Huntersville, NC 28078
(704)875-9092

QUALITY CONTROL DATA

Project: Hammond AP-1_Week 3
Pace Project No.: 92757972

QC Batch: 888937
QC Batch Method: EPA 7470A
Analysis Method: EPA 7470A
Analysis Description: 7470 Mercury
Laboratory: Pace Analytical Services - Peachtree Corners, GA
Associated Lab Samples: 92757972001, 92757972002, 92757972003, 92757972004, 92757972005, 92757972006, 92757972007, 92757972008, 92757972009, 92757972010, 92757972011, 92757972012

METHOD BLANK: 4577183
Matrix: Water
Associated Lab Samples: 92757972001, 92757972002, 92757972003, 92757972004, 92757972005, 92757972006, 92757972007, 92757972008, 92757972009, 92757972010, 92757972011, 92757972012

Parameter	Units	Blank Result	Reporting Limit	MDL	Analyzed	Qualifiers
Mercury	mg/L	ND	0.00020	0.00013	10/16/24 12:33	

LABORATORY CONTROL SAMPLE: 4577184

Parameter	Units	Spike Conc.	LCS Result	LCS % Rec	% Rec Limits	Qualifiers
Mercury	mg/L	0.0025	0.0024	94	80-120	

MATRIX SPIKE & MATRIX SPIKE DUPLICATE: 4577185 4577186

Parameter	Units	92757972002 Result	MS Spike Conc.	MSD Spike Conc.	MS Result	MSD Result	MS % Rec	MSD % Rec	% Rec Limits	RPD	Max RPD	Qual
Mercury	mg/L	ND	0.0025	0.0025	0.0023	0.0024	93	95	75-125	2	20	

Results presented on this page are in the units indicated by the "Units" column except where an alternate unit is presented to the right of the result.

This report shall not be reproduced, except in full,
without the written consent of Pace Analytical Services, LLC.

Pace Analytical Services, LLC
9800 Kincey Ave. Suite 100
Huntersville, NC 28078
(704)875-9092

QUALITY CONTROL DATA

Project: Hammond AP-1_Week 3
Pace Project No.: 92757972

QC Batch: 888616
QC Batch Method: SM 2540C-2015
Analysis Method: SM 2540C-2015
Analysis Description: 2540C Total Dissolved Solids
Laboratory: Pace Analytical Services - Peachtree Corners, GA
Associated Lab Samples: 92757972001, 92757972002, 92757972003, 92757972004, 92757972005, 92757972006, 92757972007, 92757972008, 92757972009, 92757972010, 92757972011, 92757972012

METHOD BLANK: 4575788
Matrix: Water
Associated Lab Samples: 92757972001, 92757972002, 92757972003, 92757972004, 92757972005, 92757972006, 92757972007, 92757972008, 92757972009, 92757972010, 92757972011, 92757972012

Parameter	Units	Blank Result	Reporting Limit	MDL	Analyzed	Qualifiers
Total Dissolved Solids	mg/L	ND	25.0	25.0	10/14/24 12:23	

LABORATORY CONTROL SAMPLE: 4575789

Parameter	Units	Spike Conc.	LCS Result	LCS % Rec	% Rec Limits	Qualifiers
Total Dissolved Solids	mg/L	400	396	99	80-120	

SAMPLE DUPLICATE: 4575790

Parameter	Units	92757767001 Result	Dup Result	RPD	Max RPD	Qualifiers
Total Dissolved Solids	mg/L	220	217	1	10	

SAMPLE DUPLICATE: 4575791

Parameter	Units	92757972009 Result	Dup Result	RPD	Max RPD	Qualifiers
Total Dissolved Solids	mg/L	509	508	0	10	

Results presented on this page are in the units indicated by the "Units" column except where an alternate unit is presented to the right of the result.

REPORT OF LABORATORY ANALYSIS

This report shall not be reproduced, except in full,
without the written consent of Pace Analytical Services, LLC.

Pace Analytical Services, LLC
9800 Kincey Ave. Suite 100
Huntersville, NC 28078
(704)875-9092

QUALITY CONTROL DATA

Project: Hammond AP-1_Week 3
Pace Project No.: 92757972

QC Batch: 974088
QC Batch Method: SM 2320B
Analysis Method: SM 2320B
Analysis Description: 2320B Alkalinity
Laboratory: Pace Analytical Services - Minneapolis
Associated Lab Samples: 92757972001, 92757972002, 92757972003, 92757972004, 92757972005, 92757972006, 92757972007, 92757972008, 92757972009, 92757972010, 92757972011, 92757972012

METHOD BLANK: 5091266
Matrix: Water
Associated Lab Samples: 92757972001, 92757972002, 92757972003, 92757972004, 92757972005, 92757972006, 92757972007, 92757972008, 92757972009, 92757972010, 92757972011, 92757972012

Parameter	Units	Blank Result	Reporting Limit	MDL	Analyzed	Qualifiers
Alkalinity, Total as CaCO3	mg/L	ND	5.0	1.9	10/17/24 10:59	
Alkalinity,Bicarbonate (CaCO3)	mg/L	ND	5.0	1.9	10/17/24 10:59	
Alkalinity,Carbonate (CaCO3)	mg/L	ND	5.0	1.9	10/17/24 10:59	

LABORATORY CONTROL SAMPLE & LCSD: 5091267 5091268

Parameter	Units	Spike Conc.	LCS Result	LCSD Result	LCS % Rec	LCSD % Rec	% Rec Limits	RPD	Max RPD	Qualifiers
Alkalinity, Total as CaCO3	mg/L	40	43.3	43.7	108	109	90-110	1	20	

MATRIX SPIKE & MATRIX SPIKE DUPLICATE: 5091269 5091270

Parameter	Units	10711077003 Result	MS Spike Conc.	MSD Spike Conc.	MS Result	MSD Result	MS % Rec	MSD % Rec	% Rec Limits	RPD	Max RPD	Qual
Alkalinity, Total as CaCO3	mg/L	173	40	40	223	218	123	112	80-120	2	20	M1

MATRIX SPIKE & MATRIX SPIKE DUPLICATE: 5091271 5091272

Parameter	Units	92757972002 Result	MS Spike Conc.	MSD Spike Conc.	MS Result	MSD Result	MS % Rec	MSD % Rec	% Rec Limits	RPD	Max RPD	Qual
Alkalinity, Total as CaCO3	mg/L	114	40	40	155	155	103	104	80-120	0	20	

Results presented on this page are in the units indicated by the "Units" column except where an alternate unit is presented to the right of the result.

This report shall not be reproduced, except in full,
without the written consent of Pace Analytical Services, LLC.

Pace Analytical Services, LLC
9800 Kincey Ave. Suite 100
Huntersville, NC 28078
(704)875-9092

QUALIFIERS

Project: Hammond AP-1_Week 3
Pace Project No.: 92757972

DEFINITIONS

DF - Dilution Factor, if reported, represents the factor applied to the reported data due to dilution of the sample aliquot.

ND - Not Detected at or above adjusted reporting limit.

TNTC - Too Numerous To Count

J - Estimated concentration above the adjusted method detection limit and below the adjusted reporting limit.

MDL - Adjusted Method Detection Limit.

PQL - Practical Quantitation Limit.

RL - Reporting Limit - The lowest concentration value that meets project requirements for quantitative data with known precision and bias for a specific analyte in a specific matrix.

S - Surrogate

1,2-Diphenylhydrazine decomposes to and cannot be separated from Azobenzene using Method 8270. The result for each analyte is a combined concentration.

Consistent with EPA guidelines, unrounded data are displayed and have been used to calculate % recovery and RPD values.

LCS(D) - Laboratory Control Sample (Duplicate)

MS(D) - Matrix Spike (Duplicate)

DUP - Sample Duplicate

RPD - Relative Percent Difference

NC - Not Calculable.

SG - Silica Gel - Clean-Up

U - Indicates the compound was analyzed for, but not detected.

Acid preservation may not be appropriate for 2 Chloroethylvinyl ether.

A separate vial preserved to a pH of 4-5 is recommended in SW846 Chapter 4 for the analysis of Acrolein and Acrylonitrile by EPA Method 8260.

N-Nitrosodiphenylamine decomposes and cannot be separated from Diphenylamine using Method 8270. The result reported for each analyte is a combined concentration.

Reported results are not rounded until the final step prior to reporting. Therefore, calculated parameters that are typically reported as "Total" may vary slightly from the sum of the reported component parameters.

Pace Analytical is TNI accredited. Contact your Pace PM for the current list of accredited analytes.

TNI - The NELAC Institute.

ANALYTE QUALIFIERS

B	Analyte was detected in the associated method blank.
H1	Analysis conducted outside the recognized method holding time.
M1	Matrix spike recovery exceeded QC limits. Batch accepted based on laboratory control sample (LCS) recovery.

This report shall not be reproduced, except in full,
without the written consent of Pace Analytical Services, LLC.

Pace Analytical Services, LLC
9800 Kincey Ave. Suite 100
Huntersville, NC 28078
(704)875-9092

QUALITY CONTROL DATA CROSS REFERENCE TABLE

Project: Hammond AP-1_Week 3
Pace Project No.: 92757972

Lab ID	Sample ID	QC Batch Method	QC Batch	Analytical Method	Analytical Batch
92757972001	**HAM-PT-07**	EPA 300.0	976023		
92757972002	**HAM-PT-08**	EPA 300.0	976023		
92757972003	**HAM-PT-09**	EPA 300.0	976023		
92757972004	**HAM-PT-10**	EPA 300.0	976023		
92757972005	**HAM-PT-11**	EPA 300.0	976023		
92757972006	**HAM-PT-12**	EPA 300.0	976023		
92757972007	**HAM-PT-13**	EPA 300.0	976023		
92757972008	**HAM-PT-14**	EPA 300.0	976023		
92757972009	**HAM-PT-15**	EPA 300.0	976023		
92757972010	**HAM-AP1-EB-01**	EPA 300.0	976023		
92757972011	**HAM-AP1-FB-01**	EPA 300.0	976023		
92757972012	**HAM-AP1-FD-01**	EPA 300.0	976023		
92757972001	**HAM-PT-07**	SM 4500-S2 D-2011	973697		
92757972002	**HAM-PT-08**	SM 4500-S2 D-2011	973697		
92757972003	**HAM-PT-09**	SM 4500-S2 D-2011	973697		
92757972004	**HAM-PT-10**	SM 4500-S2 D-2011	973697		
92757972005	**HAM-PT-11**	SM 4500-S2 D-2011	973697		
92757972006	**HAM-PT-12**	SM 4500-S2 D-2011	973697		
92757972007	**HAM-PT-13**	SM 4500-S2 D-2011	973697		
92757972008	**HAM-PT-14**	SM 4500-S2 D-2011	973697		
92757972009	**HAM-PT-15**	SM 4500-S2 D-2011	973697		
92757972010	**HAM-AP1-EB-01**	SM 4500-S2 D-2011	973697		
92757972011	**HAM-AP1-FB-01**	SM 4500-S2 D-2011	973699		
92757972012	**HAM-AP1-FD-01**	SM 4500-S2 D-2011	973699		
92757972001	**HAM-PT-07**	EPA 3010A	888265	EPA 6010D	888393
92757972002	**HAM-PT-08**	EPA 3010A	888265	EPA 6010D	888393
92757972003	**HAM-PT-09**	EPA 3010A	888265	EPA 6010D	888393
92757972004	**HAM-PT-10**	EPA 3010A	888265	EPA 6010D	888393
92757972005	**HAM-PT-11**	EPA 3010A	888265	EPA 6010D	888393
92757972006	**HAM-PT-12**	EPA 3010A	888265	EPA 6010D	888393
92757972007	**HAM-PT-13**	EPA 3010A	888406	EPA 6010D	888486
92757972008	**HAM-PT-14**	EPA 3010A	888406	EPA 6010D	888486
92757972009	**HAM-PT-15**	EPA 3010A	888406	EPA 6010D	888486
92757972010	**HAM-AP1-EB-01**	EPA 3010A	888406	EPA 6010D	888486
92757972011	**HAM-AP1-FB-01**	EPA 3010A	888406	EPA 6010D	888486
92757972012	**HAM-AP1-FD-01**	EPA 3010A	888406	EPA 6010D	888486
92757972001	**HAM-PT-07**	EPA 3005A	888402	EPA 6020B	888488
92757972002	**HAM-PT-08**	EPA 3005A	888402	EPA 6020B	888488
92757972003	**HAM-PT-09**	EPA 3005A	888402	EPA 6020B	888488
92757972004	**HAM-PT-10**	EPA 3005A	888402	EPA 6020B	888488
92757972005	**HAM-PT-11**	EPA 3005A	888403	EPA 6020B	888489
92757972006	**HAM-PT-12**	EPA 3005A	888403	EPA 6020B	888489
92757972007	**HAM-PT-13**	EPA 3005A	888403	EPA 6020B	888489
92757972008	**HAM-PT-14**	EPA 3005A	888403	EPA 6020B	888489
92757972009	**HAM-PT-15**	EPA 3005A	888403	EPA 6020B	888489
92757972010	**HAM-AP1-EB-01**	EPA 3005A	888403	EPA 6020B	888489

This report shall not be reproduced, except in full,
without the written consent of Pace Analytical Services, LLC.

Pace Analytical Services, LLC
9800 Kincey Ave. Suite 100
Huntersville, NC 28078
(704)875-9092

QUALITY CONTROL DATA CROSS REFERENCE TABLE

Project: Hammond AP-1_Week 3
Pace Project No.: 92757972

Lab ID	Sample ID	QC Batch Method	QC Batch	Analytical Method	Analytical Batch
92757972011	**HAM-AP1-FB-01**	EPA 3005A	888403	EPA 6020B	888489
92757972012	**HAM-AP1-FD-01**	EPA 3005A	888403	EPA 6020B	888489
92757972001	**HAM-PT-07**	EPA 7470A	888937	EPA 7470A	889140
92757972002	**HAM-PT-08**	EPA 7470A	888937	EPA 7470A	889140
92757972003	**HAM-PT-09**	EPA 7470A	888937	EPA 7470A	889140
92757972004	**HAM-PT-10**	EPA 7470A	888937	EPA 7470A	889140
92757972005	**HAM-PT-11**	EPA 7470A	888937	EPA 7470A	889140
92757972006	**HAM-PT-12**	EPA 7470A	888937	EPA 7470A	889140
92757972007	**HAM-PT-13**	EPA 7470A	888937	EPA 7470A	889140
92757972008	**HAM-PT-14**	EPA 7470A	888937	EPA 7470A	889140
92757972009	**HAM-PT-15**	EPA 7470A	888937	EPA 7470A	889140
92757972010	**HAM-AP1-EB-01**	EPA 7470A	888937	EPA 7470A	889140
92757972011	**HAM-AP1-FB-01**	EPA 7470A	888937	EPA 7470A	889140
92757972012	**HAM-AP1-FD-01**	EPA 7470A	888937	EPA 7470A	889140
92757972001	**HAM-PT-07**	SM 2540C-2015	888616		
92757972002	**HAM-PT-08**	SM 2540C-2015	888616		
92757972003	**HAM-PT-09**	SM 2540C-2015	888616		
92757972004	**HAM-PT-10**	SM 2540C-2015	888616		
92757972005	**HAM-PT-11**	SM 2540C-2015	888616		
92757972006	**HAM-PT-12**	SM 2540C-2015	888616		
92757972007	**HAM-PT-13**	SM 2540C-2015	888616		
92757972008	**HAM-PT-14**	SM 2540C-2015	888616		
92757972009	**HAM-PT-15**	SM 2540C-2015	888616		
92757972010	**HAM-AP1-EB-01**	SM 2540C-2015	888616		
92757972011	**HAM-AP1-FB-01**	SM 2540C-2015	888616		
92757972012	**HAM-AP1-FD-01**	SM 2540C-2015	888616		
92757972001	**HAM-PT-07**	SM 2320B	974088		
92757972002	**HAM-PT-08**	SM 2320B	974088		
92757972003	**HAM-PT-09**	SM 2320B	974088		
92757972004	**HAM-PT-10**	SM 2320B	974088		
92757972005	**HAM-PT-11**	SM 2320B	974088		
92757972006	**HAM-PT-12**	SM 2320B	974088		
92757972007	**HAM-PT-13**	SM 2320B	974088		
92757972008	**HAM-PT-14**	SM 2320B	974088		
92757972009	**HAM-PT-15**	SM 2320B	974088		
92757972010	**HAM-AP1-EB-01**	SM 2320B	974088		
92757972011	**HAM-AP1-FB-01**	SM 2320B	974088		
92757972012	**HAM-AP1-FD-01**	SM 2320B	974088		

This report shall not be reproduced, except in full,
without the written consent of Pace Analytical Services, LLC.

WO# : 92757972

92757972

Pace Analytical

CHAIN-OF-CUSTODY / Analytical Request Document

The Chain-of-Custody is a LEGAL DOCUMENT. All relevant fields must be completed accurately.

Page: of

Section A Required Client Information:		Section B Required Project Information:		Section C Invoice Information:	
Company:	GA Power	Report To:	SCS Contacts	Attention:	Southern Co.
Address:	Atlanta, GA	Copy To:	Geosyntec Contacts	Company Name:	
				Address:	
Email To:	SCS Contacts	Purchase Order No.:	GPC82474-0001	Pace Quote Reference:	
Phone:	Fax:	Project Name:	Hammond AP-1_Week 3	Pace Project Manager:	Bonnie Vang
Requested Due Date/TAT:	10 Day	Project Number:		Pace Profile #:	16483

REGULATORY AGENCY

NPDES | GROUND WATER | DRINKING WATER

UST | RCRA | OTHER CCR

Site Location STATE: GA

Requested Analysis Filtered (Y/N)

Section D Required Client Information

Valid Matrix Codes

MATRIX	CODE
DRINKING WATER	DW
WATER	WT
WASTE WATER	WW
PRODUCT	P
SOIL/SOLID	SL
OIL	OL
WIPE	WP
AIR	AR
OTHER	OT
TISSUE	TS

SAMPLE ID (A-Z, 0-9 / ,-) Sample IDs MUST BE UNIQUE

ITEM #	SAMPLE ID	MATRIX CODE (see valid codes to left)	SAMPLE TYPE (G=GRAB C=COMP)	COLLECTED COMPOSITE DATE	COLLECTED COMPOSITE TIME	COLLECTED COMPOSITE DATE	COLLECTED COMPOSITE TIME	SAMPLE TEMP AT COLLECTION	# OF CONTAINERS	Unpreserved	H_2SO_4	HNO_3	HCl	NaOH	$Na_2S_2O_3$	Methanol	Other	Analysis Test Y/N	Chloride, Fluoride, Sulfate	Full App III and IV metals	Major Ions (Profile 10839-2)	TDS	Residual Chlorine (Y/N)	Pace Project No./ Lab I.D.
										Preservatives														
1	HAM-PT-07	WG	G	10/8/2024	1513			21	5	3		1					1		X	X	X	X	N	
2	HAM-PT-08	WG	G	10/8/2024	1245			20	5	3		1					1		X	X	X	X	N	
3	HAM-PT-09	WG	G	10/9/2024	1240			21	5	3		1					1		X	X	X	X	N	
4	HAM-PT-10	WG	G	10/9/2024	1344			20	5	3		1					1		X	X	X	X	N	
5	HAM-PT-11	WG	G	10/9/2024	1007			20	5	3		1					1		X	X	X	X	N	
6	HAM-PT-12	WG	G	10/9/2024	1040			21	5	3		1					1		X	X	X	X	N	
7	HAM-PT-13	WG	G	10/8/2024	1300			20	5	3		1					1		X	X	X	X	N	
8	HAM-PT-14	WG	G	10/8/2024	1530			21	5	3		1					1		X	X	X	X	N	
9	HAM-PT-15	WG	G	10/8/2024	1704			20	5	3		1					1		X	X	X	X	N	
10	HAM-AP1-EB-01	WQ	G	10/9/2024	1500			20	5	3		1					1		X	X	X	X	N	
11	HAM-AP1-FB-01	WQ	G	10/9/2024	1505			20	5	3		1					1		X	X	X	X	N	
12	HAM-AP1-FD-01	WG	G	10/8/2024	0000			20	5	3		1					1		X	X	X	X	N	

ADDITIONAL COMMENTS	RELINQUISHED BY / AFFILIATION	DATE	TIME	ACCEPTED BY / AFFILIATION	DATE	TIME	SAMPLE CONDITIONS
Task Code: HAM-CCR-CA-20241009	Elisabeth Russell / Geosyntec	10/10/24	1115	Ryan Williams / Pace	10/10/24	1115	
	Ryan Williams / Pace	10/10/24	1455	[illegible]	10/10	1455	

JN 10/11/2024

SAMPLER NAME AND SIGNATURE		Temp in °C	Received on Ice (Y/N)	Custody Sealed Cooler (Y/N)	Samples Intact (Y/N)
PRINT Name of SAMPLER: Elisabeth Russell, Zain Webb / Geosyntec Consultants, Inc.					
SIGNATURE of SAMPLER:	DATE Signed (MM/DD/YY):				

*Important Note: By signing this form you are accepting Pace's NET 30 day payment terms and agreeing to late charges of 1.5% per month for any invoices not paid within 30 days.

F-ALL-Q-020rev.07, 15-Feb-2007

Pace	DC#_Title: ENV-FRM-HUN1-0083 v05_Sample Condition Upon Receipt
	Effective Date: 05/24/2024

Laboratory receiving samples:
Asheville ☐ Eden ☐ Greenwood ☐ Huntersville ☐ Raleigh ☐ Mechanicsville ☐ Atlanta ☑ Kernersville ☐

Sample Condition Upon Receipt

Client Name: Ga Power

Project #:

WO#: 92757972
PM: BV **Due Date: 10/24/24**
CLIENT: 92- GP-HAM

Courier: ☐ Fed Ex ☐ UPS ☐ USPS ☐ Client ☐ Commercial ☑ Pace ☐ Other:

Custody Seal Present? ☑ Yes ☐ No Seals Intact? ☑ Yes ☐ No ☐ N/A

Date/Initials Person Examining Contents: 10/11/24 SCA

Packing Material: ☑ Bubble Wrap ☐ Bubble Bags ☐ None ☐ Other

Biological Tissue Frozen? ☐ Yes ☐ No ☑ N/A

Thermometer:
☑ IR Gun ID: 230

Type of Ice: ☑ Wet ☐ Blue ☐ None

Cooler Temp: 3.3

Correction Factor: Add/Subtract (°C) 0.0

Temp should be above freezing to 6°C
☐ Samples out of temp criteria. Samples on ice, cooling process has begun

Cooler Temp Corrected (°C): 3.2

USDA Regulated Soil (☐ N/A, water sample)
Did samples originate in a quarantine zone within the United States: CA, NY, or SC (check maps)? ☐ Yes ☐ No

Did samples originate from a foreign source (internationally, including Hawaii and Puerto Rico)? ☐ Yes ☐ No

				Comments/Discrepancy:
Chain of Custody Present?	☑ Yes	☐ No	☐ N/A	1.
Samples Arrived within Hold Time?	☑ Yes	☐ No	☐ N/A	2.
Short Hold Time Analysis (<72 hr.)?	☐ Yes	☐ No	☐ N/A	3.
Rush Turn Around Time Requested?	☐ Yes	☑ No	☐ N/A	4.
Sufficient Volume?	☐ Yes	☐ No	☐ N/A	5.
Correct Containers Used?	☑ Yes	☐ No	☐ N/A	6.
-Pace Containers Used?	☑ Yes	☐ No	☐ N/A	
Containers Intact?	☑ Yes	☐ No	☐ N/A	7.
Dissolved analysis: Samples Field Filtered?	☐ Yes	☐ No	☑ N/A	8.
Sample Labels Match COC? 10/11/24 SCA	☑ Yes	☑ No	☐ N/A	9. Sample 2 + Sample 14 do not have same ID name but do have same time + date.
-Includes Date/Time/ID/Analysis Matrix: W				
Headspace in VOA Vials (>5-6mm)?	☐ Yes	☐ No	☑ N/A	10.
Trip Blank Present?	☐ Yes	☐ No	☑ N/A	11.
Trip Blank Custody Seals Present?	☐ Yes	☐ No	☑ N/A	

COMMENTS/SAMPLE DISCREPANCY

Field Data Required? ☐ Yes ☐ No

Lot ID of split containers:

CLIENT NOTIFICATION/RESOLUTION

Person contacted: Date/Time:

Project Manager SCURF Review: Date:

Project Manager SRF Review: Date:

Pace

DC#_Title: ENV-FRM-HUN1-0083 v05_Sample Condition Upon Receipt

Effective Date: 05/24/2024

WO# : 92757972

PM: BV Due Date: 10/24/24

CLIENT: 92- GP-HAM

*Check mark top half of box if pH and/or dechlorination is verified and within the acceptance range for preservation samples.

Exceptions: VOA, Coliform, TOC, Oil and Grease, DRO/8015 (water) DOC, LLHg

**Bottom half of box is to list number of bottles

***Check all unpreserved Nitrates for chlorine

Project #

Laboratory Receiving Location: Asheville ☐ Eden☐ Greenwood ☐ Huntersville ☐ Raleigh☐ Mechanicsville☐ Atlanta☐ Kernersville☐

Client_____ Profile/EZ (Circle one)_____ Notes_____

Item#	BP4U-125 mL Plastic Unpreserved (N/A) (Cl-)	BP3U-250 mL Plastic Unpreserved (N/A)	BP2U-500 mL Plastic Unpreserved (N/A)	BP1U-1 liter Plastic Unpreserved (N/A)		BP4S-125 mL Plastic H2SO4 (pH < 2) (Cl-)	BP3N-250 mL plastic HNO3 (pH < 2)	BP4Z-125 mL Plastic ZN Acetate & NaOH (>9)	BP4B-125 mL Plastic NaOH (pH > 12) (Cl-)	WGFU-Wide-mouthed Glass jar Unpreserved	AG1U-1 liter Amber Unpreserved (N/A) (Cl-)	AG1H-1 liter Amber HCl (pH < 2)	AG3U-250 mL Amber Unpreserved (N/A) (Cl-)	AG1S-1 liter Amber H2SO4 (pH < 2)	AG3S-250 mL Amber H2SO4 (pH < 2)	DG84-40 mL Amber NH4Cl (N/A)(Cl-)	DG9H-40 mL VOA HCl (N/A)	VG9T-40 mL VOA Na2S2O3 (N/A)	VG9U-40 mL VOA Unpreserved (N/A)	DG9V-40 mL VOA H3PO4 (N/A)	KP7U-50 mL Plastic Unpreserved (N/A)	V/GK (3 vials per kit)-VPH/Gas kit (N/A)	SP5T-125 mL Sterile Plastic (N/A – lab)	SP2T-250 mL Sterile Plastic (N/A – lab)		BP3R-250 mL Plastic (NH2)2SO4 (9.3-9.7)	AGOU-100 mL Amber Unpreserved (N/A) (Cl-)	VSGU-20 mL Scintillation vials (N/A)	DG9U-40 mL Amber Unpreserved vials (N/A)
CC																													
1		2																											
2		2																											
3		2																											
4		2																											
5		2																											
6		2																											
7		2																											
8		2																											
9		2																											
10		2																											
11		2																											
12		2																											

pH Adjustment Log for Preserved Samples

Sample ID	Type of Preservative	pH upon receipt	Date preservation adjusted	Time preservation adjusted	Amount of Preservative added	Lot #

Note: Whenever there is a discrepancy affecting North Carolina compliance samples, a copy of this form will be sent to the North Carolina DENR Certification Office (i.e. Out of hold, incorrect preservative, out of temp, incorrect containers.

Pace Analytical Services, LLC
9800 Kincey Ave. Suite 100
Huntersville, NC 28078
(704)875-9092

October 30, 2024

Kristen Jurinko
Southern Company
241 Ralph McGill Blvd NE
Bin 10160
Atlanta, GA 30308

RE: Project: Hammond AP-1_Week 4
Pace Project No.: 92759101

Dear Kristen Jurinko:

Enclosed are the analytical results for sample(s) received by the laboratory on October 17, 2024. The results relate only to the samples included in this report. Results reported herein conform to the applicable TNI/NELAC Standards and the laboratory's Quality Manual, where applicable, unless otherwise noted in the body of the report.

The test results provided in this final report were generated by each of the following laboratories within the Pace Network:

- Pace Analytical Services - Peachtree Corners, GA

If you have any questions concerning this report, please feel free to contact me.

Sincerely,

Bonnie Vang

Bonnie Vang
bonnie.vang@pacelabs.com
704-977-0968
Project Manager

Enclosures

cc: Kip Gray, Geosyntec
Christine Hug, Geosyntec Consultants, Inc.
Thomas Kessler, Geosyntec Consultants
Whitney Law, Geosyntec Consultants
Laura Midkiff, Southern Company
Caroline Nelson, Geosyntec Consultants, Inc
Jamie Newsome, Geosyntec Consultants
Zain Webb, Geosyntec Consultants

REPORT OF LABORATORY ANALYSIS

This report shall not be reproduced, except in full,
without the written consent of Pace Analytical Services, LLC.

Pace Analytical Services, LLC
9800 Kincey Ave. Suite 100
Huntersville, NC 28078
(704)875-9092

CERTIFICATIONS

Project:	Hammond AP-1_Week 4
Pace Project No.:	92759101

Pace Analytical Services Peachtree Corners

110 Technology Pkwy, Peachtree Corners, GA 30092
Florida DOH Certification #: E87315
Georgia DW Inorganics Certification #: 812
North Carolina Certification #: 381
South Carolina Certification #: 98011001
Virginia Certification #: 460204

This report shall not be reproduced, except in full,
without the written consent of Pace Analytical Services, LLC.

Pace Analytical Services, LLC
9800 Kincey Ave. Suite 100
Huntersville, NC 28078
(704)875-9092

SAMPLE SUMMARY

Project: Hammond AP-1_Week 4
Pace Project No.: 92759101

Lab ID	Sample ID	Matrix	Date Collected	Date Received
92759101001	**HAM-PT-07**	Water	10/15/24 14:22	10/17/24 11:22
92759101002	**HAM-PT-08**	Water	10/15/24 14:20	10/17/24 11:22
92759101003	**HAM-PT-09**	Water	10/16/24 12:27	10/17/24 11:22
92759101004	**HAM-PT-10**	Water	10/16/24 10:40	10/17/24 11:22
92759101005	**HAM-PT-11**	Water	10/16/24 10:40	10/17/24 11:22
92759101006	**HAM-PT-12**	Water	10/16/24 14:20	10/17/24 11:22
92759101007	**HAM-PT-13**	Water	10/15/24 13:08	10/17/24 11:22
92759101008	**HAM-PT-14**	Water	10/15/24 11:25	10/17/24 11:22
92759101009	**HAM-PT-15**	Water	10/15/24 15:20	10/17/24 11:22
92759101010	**HAM-AP1-EB-01**	Water	10/16/24 14:05	10/17/24 11:22
92759101011	**HAM-AP1-FB-01**	Water	10/16/24 14:00	10/17/24 11:22
92759101012	**HAM-AP1-FD-01**	Water	10/16/24 00:00	10/17/24 11:22

This report shall not be reproduced, except in full,
without the written consent of Pace Analytical Services, LLC.

Pace Analytical Services, LLC
9800 Kincey Ave. Suite 100
Huntersville, NC 28078
(704)875-9092

SAMPLE ANALYTE COUNT

Project: Hammond AP-1_Week 4
Pace Project No.: 92759101

Lab ID	Sample ID	Method	Analysts	Analytes Reported
92759101001	**HAM-PT-07**	EPA 6020B	CW1	3
92759101002	**HAM-PT-08**	EPA 6020B	CW1	3
92759101003	**HAM-PT-09**	EPA 6020B	CW1	3
92759101004	**HAM-PT-10**	EPA 6020B	CW1	3
92759101005	**HAM-PT-11**	EPA 6020B	CW1	3
92759101006	**HAM-PT-12**	EPA 6020B	CW1	3
92759101007	**HAM-PT-13**	EPA 6020B	CW1	3
92759101008	**HAM-PT-14**	EPA 6020B	CW1	3
92759101009	**HAM-PT-15**	EPA 6020B	CW1	3
92759101010	**HAM-AP1-EB-01**	EPA 6020B	CW1	4
92759101011	**HAM-AP1-FB-01**	EPA 6020B	CW1	4
92759101012	**HAM-AP1-FD-01**	EPA 6020B	CW1	4

PASI-GA = Pace Analytical Services - Peachtree Corners, GA

This report shall not be reproduced, except in full,
without the written consent of Pace Analytical Services, LLC.

Pace Analytical Services, LLC
9800 Kincey Ave. Suite 100
Huntersville, NC 28078
(704)875-9092

SUMMARY OF DETECTION

Project: Hammond AP-1_Week 4
Pace Project No.: 92759101

Lab Sample ID / Method	Client Sample ID / Parameters	Result	Units	Report Limit	Analyzed	Qualifiers
92759101001	**HAM-PT-07**					
EPA 6020B	Arsenic	0.044	mg/L	0.0050	10/25/24 18:52	
EPA 6020B	Boron	0.56	mg/L	0.040	10/25/24 18:52	
EPA 6020B	Iron	4.3	mg/L	0.040	10/25/24 18:52	
92759101002	**HAM-PT-08**					
EPA 6020B	Arsenic	0.052	mg/L	0.0050	10/25/24 19:07	
EPA 6020B	Boron	0.59	mg/L	0.040	10/25/24 19:07	
EPA 6020B	Iron	2.2	mg/L	0.040	10/25/24 19:07	
92759101003	**HAM-PT-09**					
EPA 6020B	Boron	1.3	mg/L	0.040	10/25/24 19:11	
EPA 6020B	Iron	0.34	mg/L	0.040	10/25/24 19:11	
EPA 6020B	Molybdenum	0.18	mg/L	0.010	10/25/24 19:11	
92759101004	**HAM-PT-10**					
EPA 6020B	Boron	1.5	mg/L	0.040	10/25/24 19:14	
EPA 6020B	Iron	0.51	mg/L	0.040	10/25/24 19:14	
EPA 6020B	Molybdenum	0.16	mg/L	0.010	10/25/24 19:14	
92759101005	**HAM-PT-11**					
EPA 6020B	Boron	1.3	mg/L	0.040	10/25/24 19:18	
EPA 6020B	Iron	0.82	mg/L	0.040	10/25/24 19:18	
EPA 6020B	Molybdenum	0.062	mg/L	0.010	10/25/24 19:18	
92759101006	**HAM-PT-12**					
EPA 6020B	Boron	1.2	mg/L	0.040	10/25/24 19:29	
EPA 6020B	Iron	0.48	mg/L	0.040	10/25/24 19:29	
EPA 6020B	Molybdenum	0.16	mg/L	0.010	10/25/24 19:29	
92759101007	**HAM-PT-13**					
EPA 6020B	Arsenic	0.064	mg/L	0.0050	10/25/24 19:33	
EPA 6020B	Boron	0.54	mg/L	0.040	10/25/24 19:33	
EPA 6020B	Iron	7.2	mg/L	0.040	10/25/24 19:33	
92759101008	**HAM-PT-14**					
EPA 6020B	Arsenic	0.20	mg/L	0.0050	10/25/24 19:37	
EPA 6020B	Boron	0.59	mg/L	0.040	10/25/24 19:37	
EPA 6020B	Iron	14.4	mg/L	0.40	10/28/24 19:18	
92759101009	**HAM-PT-15**					
EPA 6020B	Arsenic	0.022	mg/L	0.0050	10/25/24 19:40	
EPA 6020B	Boron	0.62	mg/L	0.040	10/25/24 19:40	
EPA 6020B	Iron	1.2	mg/L	0.040	10/25/24 19:40	
92759101010	**HAM-AP1-EB-01**					
EPA 6020B	Iron	0.0089J	mg/L	0.040	10/25/24 19:48	
92759101012	**HAM-AP1-FD-01**					
EPA 6020B	Boron	1.3	mg/L	0.040	10/25/24 19:55	
EPA 6020B	Iron	0.78	mg/L	0.040	10/25/24 19:55	
EPA 6020B	Molybdenum	0.063	mg/L	0.010	10/25/24 19:55	

This report shall not be reproduced, except in full,
without the written consent of Pace Analytical Services, LLC.

Pace Analytical Services, LLC
9800 Kincey Ave. Suite 100
Huntersville, NC 28078
(704)875-9092

ANALYTICAL RESULTS

Project: Hammond AP-1_Week 4
Pace Project No.: 92759101

Sample: HAM-PT-07 **Lab ID: 92759101001** Collected: 10/15/24 14:22 Received: 10/17/24 11:22 Matrix: Water

Parameters	Results	Units	Report Limit	MDL	DF	Prepared	Analyzed	CAS No.	Qual
6020 MET ICPMS	Analytical Method: EPA 6020B Preparation Method: EPA 3005A Pace Analytical Services - Peachtree Corners, GA								
Arsenic	**0.044**	mg/L	0.0050	0.00084	1	10/23/24 17:06	10/25/24 18:52	7440-38-2	
Boron	**0.56**	mg/L	0.040	0.012	1	10/23/24 17:06	10/25/24 18:52	7440-42-8	
Iron	**4.3**	mg/L	0.040	0.0075	1	10/23/24 17:06	10/25/24 18:52	7439-89-6	

This report shall not be reproduced, except in full,
without the written consent of Pace Analytical Services, LLC.

Pace Analytical Services, LLC
9800 Kincey Ave. Suite 100
Huntersville, NC 28078
(704)875-9092

ANALYTICAL RESULTS

Project: Hammond AP-1_Week 4
Pace Project No.: 92759101

Sample: HAM-PT-08 **Lab ID: 92759101002** Collected: 10/15/24 14:20 Received: 10/17/24 11:22 Matrix: Water

Parameters	Results	Units	Report Limit	MDL	DF	Prepared	Analyzed	CAS No.	Qual
6020 MET ICPMS	Analytical Method: EPA 6020B Preparation Method: EPA 3005A Pace Analytical Services - Peachtree Corners, GA								
Arsenic	**0.052**	mg/L	0.0050	0.00084	1	10/23/24 17:06	10/25/24 19:07	7440-38-2	
Boron	**0.59**	mg/L	0.040	0.012	1	10/23/24 17:06	10/25/24 19:07	7440-42-8	
Iron	**2.2**	mg/L	0.040	0.0075	1	10/23/24 17:06	10/25/24 19:07	7439-89-6	

This report shall not be reproduced, except in full,
without the written consent of Pace Analytical Services, LLC.

Pace Analytical Services, LLC
9800 Kincey Ave. Suite 100
Huntersville, NC 28078
(704)875-9092

ANALYTICAL RESULTS

Project: Hammond AP-1_Week 4
Pace Project No.: 92759101

Sample: HAM-PT-09 **Lab ID: 92759101003** Collected: 10/16/24 12:27 Received: 10/17/24 11:22 Matrix: Water

Parameters	Results	Units	Report Limit	MDL	DF	Prepared	Analyzed	CAS No.	Qual
6020 MET ICPMS	Analytical Method: EPA 6020B Preparation Method: EPA 3005A Pace Analytical Services - Peachtree Corners, GA								
Boron	**1.3**	mg/L	0.040	0.012	1	10/23/24 17:06	10/25/24 19:11	7440-42-8	
Iron	**0.34**	mg/L	0.040	0.0075	1	10/23/24 17:06	10/25/24 19:11	7439-89-6	
Molybdenum	**0.18**	mg/L	0.010	0.00062	1	10/23/24 17:06	10/25/24 19:11	7439-98-7	

This report shall not be reproduced, except in full,
without the written consent of Pace Analytical Services, LLC.

Pace Analytical Services, LLC
9800 Kincey Ave. Suite 100
Huntersville, NC 28078
(704)875-9092

ANALYTICAL RESULTS

Project: Hammond AP-1_Week 4
Pace Project No.: 92759101

Sample: HAM-PT-10 **Lab ID: 92759101004** Collected: 10/16/24 10:40 Received: 10/17/24 11:22 Matrix: Water

Parameters	Results	Units	Report Limit	MDL	DF	Prepared	Analyzed	CAS No.	Qual
6020 MET ICPMS	Analytical Method: EPA 6020B Preparation Method: EPA 3005A Pace Analytical Services - Peachtree Corners, GA								
Boron	**1.5**	mg/L	0.040	0.012	1	10/23/24 17:06	10/25/24 19:14	7440-42-8	
Iron	**0.51**	mg/L	0.040	0.0075	1	10/23/24 17:06	10/25/24 19:14	7439-89-6	
Molybdenum	**0.16**	mg/L	0.010	0.00062	1	10/23/24 17:06	10/25/24 19:14	7439-98-7	

This report shall not be reproduced, except in full,
without the written consent of Pace Analytical Services, LLC.

Pace Analytical Services, LLC
9800 Kincey Ave. Suite 100
Huntersville, NC 28078
(704)875-9092

ANALYTICAL RESULTS

Project: Hammond AP-1_Week 4
Pace Project No.: 92759101

Sample: HAM-PT-11 **Lab ID: 92759101005** Collected: 10/16/24 10:40 Received: 10/17/24 11:22 Matrix: Water

Parameters	Results	Units	Report Limit	MDL	DF	Prepared	Analyzed	CAS No.	Qual
6020 MET ICPMS	Analytical Method: EPA 6020B Preparation Method: EPA 3005A Pace Analytical Services - Peachtree Corners, GA								
Boron	**1.3**	mg/L	0.040	0.012	1	10/23/24 17:06	10/25/24 19:18	7440-42-8	
Iron	**0.82**	mg/L	0.040	0.0075	1	10/23/24 17:06	10/25/24 19:18	7439-89-6	
Molybdenum	**0.062**	mg/L	0.010	0.00062	1	10/23/24 17:06	10/25/24 19:18	7439-98-7	

This report shall not be reproduced, except in full,
without the written consent of Pace Analytical Services, LLC.

Pace Analytical Services, LLC
9800 Kincey Ave. Suite 100
Huntersville, NC 28078
(704)875-9092

ANALYTICAL RESULTS

Project: Hammond AP-1_Week 4
Pace Project No.: 92759101

Sample: HAM-PT-12 **Lab ID: 92759101006** Collected: 10/16/24 14:20 Received: 10/17/24 11:22 Matrix: Water

Parameters	Results	Units	Report Limit	MDL	DF	Prepared	Analyzed	CAS No.	Qual
6020 MET ICPMS	Analytical Method: EPA 6020B Preparation Method: EPA 3005A Pace Analytical Services - Peachtree Corners, GA								
Boron	**1.2**	mg/L	0.040	0.012	1	10/23/24 17:06	10/25/24 19:29	7440-42-8	
Iron	**0.48**	mg/L	0.040	0.0075	1	10/23/24 17:06	10/25/24 19:29	7439-89-6	
Molybdenum	**0.16**	mg/L	0.010	0.00062	1	10/23/24 17:06	10/25/24 19:29	7439-98-7	

This report shall not be reproduced, except in full,
without the written consent of Pace Analytical Services, LLC.

Pace Analytical Services, LLC
9800 Kincey Ave. Suite 100
Huntersville, NC 28078
(704)875-9092

ANALYTICAL RESULTS

Project: Hammond AP-1_Week 4
Pace Project No.: 92759101

Sample: HAM-PT-13 **Lab ID: 92759101007** Collected: 10/15/24 13:08 Received: 10/17/24 11:22 Matrix: Water

Parameters	Results	Units	Report Limit	MDL	DF	Prepared	Analyzed	CAS No.	Qual
6020 MET ICPMS	Analytical Method: EPA 6020B Preparation Method: EPA 3005A Pace Analytical Services - Peachtree Corners, GA								
Arsenic	**0.064**	mg/L	0.0050	0.00084	1	10/23/24 17:06	10/25/24 19:33	7440-38-2	
Boron	**0.54**	mg/L	0.040	0.012	1	10/23/24 17:06	10/25/24 19:33	7440-42-8	
Iron	**7.2**	mg/L	0.040	0.0075	1	10/23/24 17:06	10/25/24 19:33	7439-89-6	

This report shall not be reproduced, except in full,
without the written consent of Pace Analytical Services, LLC.

Pace Analytical Services, LLC
9800 Kincey Ave. Suite 100
Huntersville, NC 28078
(704)875-9092

ANALYTICAL RESULTS

Project: Hammond AP-1_Week 4
Pace Project No.: 92759101

Sample: HAM-PT-14 **Lab ID: 92759101008** Collected: 10/15/24 11:25 Received: 10/17/24 11:22 Matrix: Water

Parameters	Results	Units	Report Limit	MDL	DF	Prepared	Analyzed	CAS No.	Qual
6020 MET ICPMS	Analytical Method: EPA 6020B Preparation Method: EPA 3005A Pace Analytical Services - Peachtree Corners, GA								
Arsenic	**0.20**	mg/L	0.0050	0.00084	1	10/23/24 17:06	10/25/24 19:37	7440-38-2	
Boron	**0.59**	mg/L	0.040	0.012	1	10/23/24 17:06	10/25/24 19:37	7440-42-8	
Iron	**14.4**	mg/L	0.40	0.075	10	10/23/24 17:06	10/28/24 19:18	7439-89-6	

This report shall not be reproduced, except in full,
without the written consent of Pace Analytical Services, LLC.

Pace Analytical Services, LLC
9800 Kincey Ave. Suite 100
Huntersville, NC 28078
(704)875-9092

ANALYTICAL RESULTS

Project: Hammond AP-1_Week 4
Pace Project No.: 92759101

Sample: HAM-PT-15 **Lab ID: 92759101009** Collected: 10/15/24 15:20 Received: 10/17/24 11:22 Matrix: Water

Parameters	Results	Units	Report Limit	MDL	DF	Prepared	Analyzed	CAS No.	Qual
6020 MET ICPMS	Analytical Method: EPA 6020B Preparation Method: EPA 3005A Pace Analytical Services - Peachtree Corners, GA								
Arsenic	**0.022**	mg/L	0.0050	0.00084	1	10/23/24 17:06	10/25/24 19:40	7440-38-2	
Boron	**0.62**	mg/L	0.040	0.012	1	10/23/24 17:06	10/25/24 19:40	7440-42-8	
Iron	**1.2**	mg/L	0.040	0.0075	1	10/23/24 17:06	10/25/24 19:40	7439-89-6	

This report shall not be reproduced, except in full,
without the written consent of Pace Analytical Services, LLC.

Pace Analytical Services, LLC
9800 Kincey Ave. Suite 100
Huntersville, NC 28078
(704)875-9092

ANALYTICAL RESULTS

Project: Hammond AP-1_Week 4
Pace Project No.: 92759101

Sample: HAM-AP1-EB-01 **Lab ID: 92759101010** Collected: 10/16/24 14:05 Received: 10/17/24 11:22 Matrix: Water

Parameters	Results	Units	Report Limit	MDL	DF	Prepared	Analyzed	CAS No.	Qual
6020 MET ICPMS	Analytical Method: EPA 6020B Preparation Method: EPA 3005A Pace Analytical Services - Peachtree Corners, GA								
Arsenic	ND	mg/L	0.0050	0.00084	1	10/23/24 17:06	10/25/24 19:48	7440-38-2	
Boron	ND	mg/L	0.040	0.012	1	10/23/24 17:06	10/25/24 19:48	7440-42-8	
Iron	**0.0089J**	mg/L	0.040	0.0075	1	10/23/24 17:06	10/25/24 19:48	7439-89-6	
Molybdenum	ND	mg/L	0.010	0.00062	1	10/23/24 17:06	10/25/24 19:48	7439-98-7	

This report shall not be reproduced, except in full,
without the written consent of Pace Analytical Services, LLC.

Pace Analytical Services, LLC
9800 Kincey Ave. Suite 100
Huntersville, NC 28078
(704)875-9092

ANALYTICAL RESULTS

Project: Hammond AP-1_Week 4
Pace Project No.: 92759101

Sample: HAM-AP1-FB-01 **Lab ID: 92759101011** Collected: 10/16/24 14:00 Received: 10/17/24 11:22 Matrix: Water

Parameters	Results	Units	Report Limit	MDL	DF	Prepared	Analyzed	CAS No.	Qual
6020 MET ICPMS	Analytical Method: EPA 6020B Preparation Method: EPA 3005A Pace Analytical Services - Peachtree Corners, GA								
Arsenic	ND	mg/L	0.0050	0.00084	1	10/23/24 17:06	10/25/24 19:51	7440-38-2	
Boron	ND	mg/L	0.040	0.012	1	10/23/24 17:06	10/25/24 19:51	7440-42-8	
Iron	ND	mg/L	0.040	0.0075	1	10/23/24 17:06	10/25/24 19:51	7439-89-6	
Molybdenum	ND	mg/L	0.010	0.00062	1	10/23/24 17:06	10/25/24 19:51	7439-98-7	

This report shall not be reproduced, except in full,
without the written consent of Pace Analytical Services, LLC.

Pace Analytical Services, LLC
9800 Kincey Ave. Suite 100
Huntersville, NC 28078
(704)875-9092

ANALYTICAL RESULTS

Project: Hammond AP-1_Week 4
Pace Project No.: 92759101

Sample: HAM-AP1-FD-01 **Lab ID: 92759101012** Collected: 10/16/24 00:00 Received: 10/17/24 11:22 Matrix: Water

Parameters	Results	Units	Report Limit	MDL	DF	Prepared	Analyzed	CAS No.	Qual
6020 MET ICPMS	Analytical Method: EPA 6020B Preparation Method: EPA 3005A Pace Analytical Services - Peachtree Corners, GA								
Arsenic	ND	mg/L	0.0050	0.00084	1	10/23/24 17:06	10/25/24 19:55	7440-38-2	
Boron	**1.3**	mg/L	0.040	0.012	1	10/23/24 17:06	10/25/24 19:55	7440-42-8	
Iron	**0.78**	mg/L	0.040	0.0075	1	10/23/24 17:06	10/25/24 19:55	7439-89-6	
Molybdenum	**0.063**	mg/L	0.010	0.00062	1	10/23/24 17:06	10/25/24 19:55	7439-98-7	

This report shall not be reproduced, except in full,
without the written consent of Pace Analytical Services, LLC.

Pace Analytical Services, LLC
9800 Kincey Ave. Suite 100
Huntersville, NC 28078
(704)875-9092

QUALITY CONTROL DATA

Project: Hammond AP-1_Week 4
Pace Project No.: 92759101

QC Batch: 890896
QC Batch Method: EPA 3005A
Analysis Method: EPA 6020B
Analysis Description: 6020 MET
Laboratory: Pace Analytical Services - Peachtree Corners, GA
Associated Lab Samples: 92759101001, 92759101002, 92759101003, 92759101004, 92759101005, 92759101006, 92759101007, 92759101008, 92759101009, 92759101010, 92759101011, 92759101012

METHOD BLANK: 4586647
Matrix: Water
Associated Lab Samples: 92759101001, 92759101002, 92759101003, 92759101004, 92759101005, 92759101006, 92759101007, 92759101008, 92759101009, 92759101010, 92759101011, 92759101012

Parameter	Units	Blank Result	Reporting Limit	MDL	Analyzed	Qualifiers
Arsenic	mg/L	ND	0.0050	0.00084	10/25/24 18:45	
Boron	mg/L	ND	0.040	0.012	10/25/24 18:45	
Iron	mg/L	ND	0.040	0.0075	10/25/24 18:45	
Molybdenum	mg/L	ND	0.010	0.00062	10/25/24 18:45	

LABORATORY CONTROL SAMPLE: 4586648

Parameter	Units	Spike Conc.	LCS Result	LCS % Rec	% Rec Limits	Qualifiers
Arsenic	mg/L	0.1	0.094	94	80-120	
Boron	mg/L	1	0.93	93	80-120	
Iron	mg/L	1	1.0	100	80-120	
Molybdenum	mg/L	0.1	0.096	96	80-120	

MATRIX SPIKE & MATRIX SPIKE DUPLICATE: 4586649 4586650

Parameter	Units	92759101001 Result	MS Spike Conc.	MSD Spike Conc.	MS Result	MSD Result	MS % Rec	MSD % Rec	% Rec Limits	RPD	Max RPD	Qual
Arsenic	mg/L	0.044	0.1	0.1	0.14	0.14	101	100	75-125	0	20	
Boron	mg/L	0.56	1	1	1.5	1.4	91	89	75-125	1	20	
Iron	mg/L	4.3	1	1	5.4	5.5	103	113	75-125	2	20	
Molybdenum	mg/L	0.0055J	0.1	0.1	0.10	0.10	99	99	75-125	0	20	

Results presented on this page are in the units indicated by the "Units" column except where an alternate unit is presented to the right of the result.

REPORT OF LABORATORY ANALYSIS

This report shall not be reproduced, except in full,
without the written consent of Pace Analytical Services, LLC.

Pace Analytical Services, LLC
9800 Kincey Ave. Suite 100
Huntersville, NC 28078
(704)875-9092

QUALIFIERS

Project: Hammond AP-1_Week 4
Pace Project No.: 92759101

DEFINITIONS

DF - Dilution Factor, if reported, represents the factor applied to the reported data due to dilution of the sample aliquot.

ND - Not Detected at or above adjusted reporting limit.

TNTC - Too Numerous To Count

J - Estimated concentration above the adjusted method detection limit and below the adjusted reporting limit.

MDL - Adjusted Method Detection Limit.

PQL - Practical Quantitation Limit.

RL - Reporting Limit - The lowest concentration value that meets project requirements for quantitative data with known precision and bias for a specific analyte in a specific matrix.

S - Surrogate

1,2-Diphenylhydrazine decomposes to and cannot be separated from Azobenzene using Method 8270. The result for each analyte is a combined concentration.

Consistent with EPA guidelines, unrounded data are displayed and have been used to calculate % recovery and RPD values.

LCS(D) - Laboratory Control Sample (Duplicate)

MS(D) - Matrix Spike (Duplicate)

DUP - Sample Duplicate

RPD - Relative Percent Difference

NC - Not Calculable.

SG - Silica Gel - Clean-Up

U - Indicates the compound was analyzed for, but not detected.

Acid preservation may not be appropriate for 2 Chloroethylvinyl ether.

A separate vial preserved to a pH of 4-5 is recommended in SW846 Chapter 4 for the analysis of Acrolein and Acrylonitrile by EPA Method 8260.

N-Nitrosodiphenylamine decomposes and cannot be separated from Diphenylamine using Method 8270. The result reported for each analyte is a combined concentration.

Reported results are not rounded until the final step prior to reporting. Therefore, calculated parameters that are typically reported as "Total" may vary slightly from the sum of the reported component parameters.

Pace Analytical is TNI accredited. Contact your Pace PM for the current list of accredited analytes.

TNI - The NELAC Institute.

This report shall not be reproduced, except in full,
without the written consent of Pace Analytical Services, LLC.

Pace Analytical Services, LLC
9800 Kincey Ave. Suite 100
Huntersville, NC 28078
(704)875-9092

QUALITY CONTROL DATA CROSS REFERENCE TABLE

Project: Hammond AP-1_Week 4
Pace Project No.: 92759101

Lab ID	Sample ID	QC Batch Method	QC Batch	Analytical Method	Analytical Batch
92759101001	**HAM-PT-07**	EPA 3005A	890896	EPA 6020B	890981
92759101002	**HAM-PT-08**	EPA 3005A	890896	EPA 6020B	890981
92759101003	**HAM-PT-09**	EPA 3005A	890896	EPA 6020B	890981
92759101004	**HAM-PT-10**	EPA 3005A	890896	EPA 6020B	890981
92759101005	**HAM-PT-11**	EPA 3005A	890896	EPA 6020B	890981
92759101006	**HAM-PT-12**	EPA 3005A	890896	EPA 6020B	890981
92759101007	**HAM-PT-13**	EPA 3005A	890896	EPA 6020B	890981
92759101008	**HAM-PT-14**	EPA 3005A	890896	EPA 6020B	890981
92759101009	**HAM-PT-15**	EPA 3005A	890896	EPA 6020B	890981
92759101010	**HAM-AP1-EB-01**	EPA 3005A	890896	EPA 6020B	890981
92759101011	**HAM-AP1-FB-01**	EPA 3005A	890896	EPA 6020B	890981
92759101012	**HAM-AP1-FD-01**	EPA 3005A	890896	EPA 6020B	890981

This report shall not be reproduced, except in full,
without the written consent of Pace Analytical Services, LLC.

Pace Analytical
www.pacelabs.com

CHAIN-OF-CUSTODY / Analytical Request Document

The Chain-of-Custody is a LEGAL DOCUMENT. All relevant fields must be completed accurately.

WO# : 92759101

92759101

Section A Required Client Information:

Company:	GA Power
Address:	Atlanta, GA
Email To:	SCS Contacts
Phone:	Fax:
Requested Due Date/TAT:	10 Day

Section B Required Project Information:

Report To:	SCS Contacts
Copy To:	Geosyntec Contacts
Purchase Order No.:	GPC82474-0001
Project Name:	Hammond AP-1_Week 4
Project Number:	

Section C Invoice Information:

Attention:	Southern Co.
Company Name:	
Address:	
Pace Quote Reference:	
Pace Project Manager:	Bonnie Vang
Pace Profile #:	16483

REGULATORY AGENCY

☐ NPDES ☐ GROUND WATER ☐ DRINKING WATER
☐ UST ☐ RCRA ☑ OTHER CCR

Site Location STATE: GA

Section D Required Client Information

Valid Matrix Codes

MATRIX	CODE
DRINKING WATER	DW
WATER	WT
WASTE WATER	WW
PRODUCT	P
SOIL/SOLID	SL
OIL	OL
WIPE	WP
AIR	AR
OTHER	OT
TISSUE	TS

SAMPLE ID (A-Z, 0-9 / ,-) Sample IDs MUST BE UNIQUE

Requested Analysis Filtered (Y/N)

ITEM #	SAMPLE ID	MATRIX CODE (see valid codes to left)	SAMPLE TYPE (G=GRAB C=COMP)	COLLECTED COMPOSITE DATE	COLLECTED COMPOSITE TIME	COLLECTED COMPOSITE DATE	COLLECTED COMPOSITE TIME	SAMPLE TEMP AT COLLECTION	# OF CONTAINERS	Unpreserved	H_2SO_4	HNO_3	HCl	NaOH	$Na_2S_2O_3$	Methanol	Other	Analysis Test Y/N	Total 601/6022-B, As, Mo, Fe	Total 601/6022-B, As, Fe	Total 601/6022-B, Mo, Fe	Residual Chlorine (Y/N)	Pace Project No./ Lab I.D.
										Preservatives									N	N	N		
1	HAM-PT-07	WG	G	10/15/2024	1422			19	1			1								X		N	
2	HAM-PT-08	WG	G	10/15/2024	1420			19	1			1								X		N	
3	HAM-PT-09	WG	G	10/16/2024	1227			19	1			1									X	N	
4	HAM-PT-10	WG	G	10/16/2024	1040			18	1			1									X	N	
5	HAM-PT-11	WG	G	10/16/2024	1040			19	1			1									X	N	
6	HAM-PT-12	WG	G	10/16/2024	1420			19	1			1									X	N	
7	HAM-PT-13	WG	G	10/15/2024	1308			20	1			1								X		N	
8	HAM-PT-14	WG	G	10/15/2024	1125			19	1			1								X		N	
9	HAM-PT-15	WG	G	10/15/2024	1520			20	1			1								X		N	
10	HAM-AP1-EB-01	WQ	G	10/16/2024	1405			19	1			1							X			N	
11	HAM-AP1-FB-01	WQ	G	10/16/2024	1400			19	1			1							X			N	
12	HAM-AP1-FD-01	WG	G	10/16/2024	0000			19	1			1							X			N	

JN 10/17/2024

ADDITIONAL COMMENTS	RELINQUISHED BY / AFFILIATION	DATE	TIME	ACCEPTED BY / AFFILIATION	DATE	TIME	SAMPLE CONDITIONS
Task Code: HAM-CCR-CA-20241015	Jamie Newsome / GEO	10/17/24	1122	Ryan Williams / Pace	10/17/24	1122	
	Ryan Williams / Pace	10/17/24	1210	WOW	10/17/24	1210	

SAMPLER NAME AND SIGNATURE

PRINT Name of SAMPLER: Jamie Newsome, Amanda Tomlinson / Geosyntec Consultants, Inc.

SIGNATURE of SAMPLER: Jamie Newsome DATE Signed (MM/DD/YY): 10/17/2024

Temp in °C | Received on Ice (Y/N) | Custody Sealed Cooler (Y/N) | Samples Intact (Y/N)

*Important Note: By signing this form you are accepting Pace's NET 30 day payment terms and agreeing to late charges of 1.5% per month for any invoices not paid within 30 days.

F-ALL-Q-020rev.07, 15-Feb-2007

Pace	DC#_Title: ENV-FRM-HUN1-0083 v05_Sample Condition Upon Receipt
	Effective Date: 05/24/2024

Laboratory receiving samples:
Asheville ☐ Eden ☐ Greenwood ☐ Huntersville ☐ Raleigh ☐ Mechanicsville ☐ Atlanta ☒ Kernersville ☐

Sample Condition Upon Receipt

Client Name: GA Power

Project #: **WO#: 92759101**
PM: BV Due Date: 10/31/24
CLIENT: 92- GP-HAM

Courier: ☐ Commercial ☒ Pace ☐ Fed Ex ☐ UPS ☐ USPS ☐ Client ☐ Other:____

Custody Seal Present? ☒ Yes ☐ No Seals Intact? ☒ Yes ☐ No ☐ N/A

Date/Initials Person Examining Contents: MJ 10/17/24

Packing Material: ☒ Bubble Wrap ☐ Bubble Bags ☐ None ☐ Other

Biological Tissue Frozen? ☐ Yes ☐ No ☒ N/A

Thermometer:
☐ IR Gun ID: 214

Type of Ice: ☒ Wet ☐ Blue ☐ None

Cooler Temp: 5.4 Correction Factor: Add/Subtract (°C) 0

Temp should be above freezing to 6°C
☐ Samples out of temp criteria. Samples on ice, cooling process has begun

Cooler Temp Corrected (°C): 5.4

USDA Regulated Soil (☐ N/A, water sample)
Did samples originate in a quarantine zone within the United States: CA, NY, or SC (check maps)? ☐ Yes ☐ No

Did samples originate from a foreign source (internationally, including Hawaii and Puerto Rico)? ☐ Yes ☐ No

				Comments/Discrepancy:
Chain of Custody Present?	☒ Yes	☐ No	☐ N/A	1.
Samples Arrived within Hold Time?	☒ Yes	☐ No	☐ N/A	2.
Short Hold Time Analysis (<72 hr.)?	☐ Yes	☒ No	☐ N/A	3.
Rush Turn Around Time Requested?	☐ Yes	☒ No	☐ N/A	4.
Sufficient Volume?	☒ Yes	☐ No	☐ N/A	5.
Correct Containers Used?	☒ Yes	☐ No	☐ N/A	6.
-Pace Containers Used?	☒ Yes	☐ No	☐ N/A	
Containers Intact?	☒ Yes	☐ No	☐ N/A	7.
Dissolved analysis: Samples Field Filtered?	☐ Yes	☐ No	☒ N/A	8.
Sample Labels Match COC?	☒ Yes	☐ No	☐ N/A	9.
-Includes Date/Time/ID/Analysis Matrix: WG				
Headspace in VOA Vials (>5-6mm)?	☐ Yes	☐ No	☒ N/A	10.
Trip Blank Present?	☐ Yes	☐ No	☒ N/A	11.
Trip Blank Custody Seals Present?	☐ Yes	☐ No	☒ N/A	

COMMENTS/SAMPLE DISCREPANCY

Field Data Required? ☐ Yes ☐ No

Lot ID of split containers:

CLIENT NOTIFICATION/RESOLUTION

Person contacted: _____ Date/Time: _____

Project Manager SCURF Review: _____ Date: _____

Project Manager SRF Review: _____ Date: _____

Pace ANALYTICAL SERVICES

DC#_Title: ENV-FRM-HUN1-0083 v05_Sample Condition Upon Receipt

Effective Date: 05/24/2024

WO#: 92759101

PM: BV Due Date: 10/31/24

CLIENT: 92- GP-HAM

*Check mark top half of box if pH and/or dechlorination is verified and within the acceptance range for preservation samples.

Exceptions: VOA, Coliform, TOC, Oil and Grease, DRO/8015 (water) DOC, LLHg

**Bottom half of box is to list number of bottles

***Check all unpreserved Nitrates for chlorine

Project #

Laboratory Receiving Location: Asheville ☐ Eden ☐ Greenwood ☐ Huntersville ☐ Raleigh ☐ Mechanicsville ☐ Atlanta ☒ Kernersville ☐

Client GA Power Profile/EZ (Circle one) 16483 Notes

Item#	BP4U-125 mL Plastic Unpreserved (N/A) (Cl-)	BP3U-250 mL Plastic Unpreserved (N/A)	BP2U-500 mL Plastic Unpreserved (N/A)	BP1U-1 liter Plastic Unpreserved (N/A)		BP4S-125 mL Plastic H2SO4 (pH < 2) (Cl-)	BP3N-250 mL plastic HNO3 (pH < 2)	BP4Z-125 mL Plastic ZN Acetate & NaOH (>9)	BP4B-125 mL Plastic NaOH (pH > 12) (Cl-)	WGFU-Wide-mouthed Glass Jar Unpreserved	AG1U-1 liter Amber Unpreserved (N/A) (Cl-)	AG1H-1 liter Amber HCl (pH < 2)	AG3U-250 mL Amber Unpreserved (N/A) (Cl-)	AG1S-1 liter Amber H2SO4 (pH < 2)	AG3S-250 mL Amber H2SO4 (pH < 2)	DG94-40 mL Amber NH4Cl (N/A)(Cl-)	DG9H-40 mL VOA HCl (N/A)	VG9T-40 mL VOA Na2S2O3 (N/A)	VG9U-40 mL VOA Unpreserved (N/A)	DG9V-40 mL VOA H3PO4 (N/A)	KP7U-50 mL Plastic Unpreserved (N/A)	V/GK (3 vials per kit)-VPH/Gas kit (N/A)	SP5T-125 mL Sterile Plastic (N/A – lab)	SP2T-250 mL Sterile Plastic (N/A – lab)		BP3R-250 mL Plastic (NH2)2SO4 (9.3-9.7)	AG0U-100 mL Amber Unpreserved (N/A) (Cl-)	VSGU-20 mL Scintillation vials (N/A)	DG9U-40 mL Amber Unpreserved vials (N/A)
CC																													
1																													
2																													
3																													
4																													
5																													
6																													
7																													
8																													
9																													
10																													
11																													
12																													

pH Adjustment Log for Preserved Samples

Sample ID	Type of Preservative	pH upon receipt	Date preservation adjusted	Time preservation adjusted	Amount of Preservative added	Lot #

Note: Whenever there is a discrepancy affecting North Carolina compliance samples, a copy of this form will be sent to the North Carolina DENR Certification Office (i.e. Out of hold, incorrect preservative, out of temp, incorrect containers.

FIELD SAMPLING REPORTS

Low-Flow Test Report:

Test Date / Time: 10/2/2024 4:29:21 PM
Project: GP-Plant Hammond
Operator Name: Elisabeth R.

Location Name: INW-03 **Well Diameter: 2 in** **Casing Type: PVC** **Screen Length: 10 ft** **Top of Screen: 17.4 ft** **Total Depth: 27.4 ft** **Initial Depth to Water: 12.45 ft**	**Pump Type: Peristaltic** **Tubing Type: Polyethylene** **Pump Intake From TOC: 22 ft** **Estimated Total Volume Pumped: 5 liter** **Flow Cell Volume: 90 ml** **Final Flow Rate: 200 ml/min** **Final Draw Down: 0 ft**	**Instrument Used: Aqua TROLL 400** **Serial Number: 883561**

Test Notes:
Parameters; No Sample.

Low-Flow Readings:

Date Time	Elapsed Time	pH	Temperature	Specific Conductivity	RDO Concentration	Turbidity	ORP	Depth to Water	Flow
		+/- 0.1	+/- 0.5	+/- 5 %	+/- 0.2	+/- 5	+/- 10	+/- 0.3	
10/2/2024 4:29 PM	00:00	6.69 pH	22.88 °C	863.53 µS/cm	1.61 mg/L	40.50 NTU	-73.6 mV	12.45 ft	200.00 ml/min
10/2/2024 4:34 PM	05:00	5.92 pH	22.28 °C	728.61 µS/cm	0.71 mg/L	31.30 NTU	-17.6 mV	12.45 ft	200.00 ml/min
10/2/2024 4:35 PM	06:27	6.05 pH	22.17 °C	756.08 µS/cm	0.60 mg/L	28.20 NTU	-32.5 mV	12.45 ft	200.00 ml/min
10/2/2024 4:40 PM	11:27	6.30 pH	22.00 °C	796.46 µS/cm	0.58 mg/L	27.20 NTU	-62.7 mV	12.45 ft	200.00 ml/min

Samples

Sample ID:	Description:

Low-Flow Test Report:

Test Date / Time: 10/1/2024 1:40:58 PM
Project: GP-Plant Hammond
Operator Name: Zain W.

Location Name: PT-07 **Well Diameter: 2 in** **Casing Type: PVC** **Screen Length: 10 ft** **Top of Screen: 37.75 ft** **Total Depth: 47.75 ft** **Initial Depth to Water: 25.09 ft**	**Pump Type: Bladder** **Tubing Type: Polyethylene** **Pump Intake From TOC: 42.75 ft** **Estimated Total Volume Pumped: 7.5 liter** **Flow Cell Volume: 90 ml** **Final Flow Rate: 150 ml/min** **Final Draw Down: 0.04 ft**	**Instrument Used: Aqua TROLL 400** **Serial Number: 883530**

Test Notes:
Metals.

Weather Conditions:
Clear, 90 degrees F.

Low-Flow Readings:

Date Time	Elapsed Time	pH	Temperature	Specific Conductivity	RDO Concentration	Turbidity	ORP	Depth to Water	Flow
		+/- 0.1	+/- 0.5	+/- 5 %	+/- 0.2	+/- 5	+/- 10	+/- 0.3	
10/1/2024 1:40 PM	00:00	6.73 pH	22.11 °C	772.84 µS/cm	0.85 mg/L	16.60 NTU	413.2 mV	25.09 ft	150.00 ml/min
10/1/2024 1:45 PM	05:00	6.91 pH	21.70 °C	772.84 µS/cm	0.64 mg/L	15.20 NTU	711.6 mV	25.13 ft	150.00 ml/min
10/1/2024 1:50 PM	10:00	6.91 pH	21.65 °C	764.40 µS/cm	0.52 mg/L	13.40 NTU	818.8 mV	25.13 ft	150.00 ml/min
10/1/2024 1:55 PM	15:00	6.92 pH	21.47 °C	769.95 µS/cm	0.48 mg/L	11.80 NTU	819.5 mV	25.13 ft	150.00 ml/min
10/1/2024 2:00 PM	20:00	6.93 pH	21.27 °C	767.64 µS/cm	0.40 mg/L	10.21 NTU	725.4 mV	25.13 ft	150.00 ml/min
10/1/2024 2:05 PM	25:00	6.93 pH	21.33 °C	765.65 µS/cm	0.37 mg/L	9.48 NTU	752.4 mV	25.13 ft	150.00 ml/min
10/1/2024 2:10 PM	30:00	6.94 pH	21.16 °C	759.75 µS/cm	0.34 mg/L	8.25 NTU	680.7 mV	25.13 ft	150.00 ml/min
10/1/2024 2:15 PM	35:00	6.93 pH	21.04 °C	763.45 µS/cm	0.28 mg/L	6.33 NTU	685.1 mV	25.13 ft	150.00 ml/min
10/1/2024 2:20 PM	40:00	6.93 pH	20.92 °C	761.07 µS/cm	0.22 mg/L	5.18 NTU	646.6 mV	25.13 ft	150.00 ml/min
10/1/2024 2:25 PM	45:00	6.94 pH	21.10 °C	754.99 µS/cm	0.19 mg/L	4.92 NTU	591.7 mV	25.13 ft	150.00 ml/min

Samples

Sample ID:	Description:

HAM-PT-07	Grab.

Created using VuSitu from In-Situ, Inc.

Low-Flow Test Report:

Test Date / Time: 10/1/2024 12:55:40 PM
Project: GP-Plant Hammond
Operator Name: Elisabeth R.

Location Name: PT-08 **Well Diameter: 2 in** **Casing Type: PVC** **Screen Length: 10 ft** **Top of Screen: 31.93 ft** **Total Depth: 41.93 ft** **Initial Depth to Water: 25.3 ft**	**Pump Type: Bladder** **Tubing Type: Polyethylene** **Pump Intake From TOC: 37 ft** **Estimated Total Volume Pumped: 21 liter** **Flow Cell Volume: 90 ml** **Final Flow Rate: 200 ml/min** **Final Draw Down: 0.02 ft**	**Instrument Used: Aqua TROLL 400** **Serial Number: 883561**

Test Notes:
Metals.

Low-Flow Readings:

Date Time	Elapsed Time	pH	Temperature	Specific Conductivity	RDO Concentration	Turbidity	ORP	Depth to Water	Flow
		+/- 0.1	+/- 0.5	+/- 5 %	+/- 0.2	+/- 5	+/- 10	+/- 0.3	
10/1/2024 12:55 PM	00:00	6.66 pH	21.56 °C	763.85 µS/cm	5.98 mg/L	55.40 NTU	-26.6 mV	25.30 ft	200.00 ml/min
10/1/2024 1:00 PM	05:00	6.65 pH	21.41 °C	770.67 µS/cm	5.48 mg/L	40.10 NTU	-25.6 mV	25.30 ft	200.00 ml/min
10/1/2024 1:05 PM	10:00	6.65 pH	21.42 °C	758.41 µS/cm	5.06 mg/L	34.50 NTU	-21.4 mV	25.31 ft	200.00 ml/min
10/1/2024 1:10 PM	15:00	6.66 pH	21.48 °C	769.08 µS/cm	4.60 mg/L	31.60 NTU	-29.3 mV	25.32 ft	200.00 ml/min
10/1/2024 1:15 PM	20:00	6.66 pH	20.97 °C	765.71 µS/cm	4.22 mg/L	28.10 NTU	-43.8 mV	25.32 ft	200.00 ml/min
10/1/2024 1:20 PM	25:00	6.66 pH	21.38 °C	755.58 µS/cm	3.73 mg/L	28.40 NTU	-45.3 mV	25.32 ft	200.00 ml/min
10/1/2024 1:25 PM	30:00	6.65 pH	21.07 °C	751.02 µS/cm	3.42 mg/L	29.40 NTU	-43.6 mV	25.32 ft	200.00 ml/min
10/1/2024 1:30 PM	35:00	6.65 pH	20.80 °C	776.94 µS/cm	3.15 mg/L	28.50 NTU	-41.9 mV	25.32 ft	200.00 ml/min
10/1/2024 1:35 PM	40:00	6.64 pH	20.73 °C	772.73 µS/cm	2.87 mg/L	27.00 NTU	-30.3 mV	25.32 ft	200.00 ml/min
10/1/2024 1:40 PM	45:00	6.64 pH	21.03 °C	768.51 µS/cm	2.58 mg/L	26.40 NTU	-38.1 mV	25.32 ft	200.00 ml/min
10/1/2024 1:45 PM	50:00	6.64 pH	21.34 °C	762.81 µS/cm	2.29 mg/L	21.30 NTU	-27.8 mV	25.32 ft	200.00 ml/min
10/1/2024 1:50 PM	55:00	6.63 pH	21.37 °C	757.78 µS/cm	2.06 mg/L	14.70 NTU	-26.7 mV	25.32 ft	200.00 ml/min
10/1/2024 1:55 PM	01:00:00	6.64 pH	21.19 °C	756.87 µS/cm	1.86 mg/L	13.20 NTU	-33.7 mV	25.32 ft	200.00 ml/min
10/1/2024 2:00 PM	01:05:00	6.63 pH	21.10 °C	753.53 µS/cm	1.70 mg/L	12.50 NTU	-23.9 mV	25.32 ft	200.00 ml/min
10/1/2024 2:05 PM	01:10:00	6.63 pH	21.15 °C	749.72 µS/cm	1.45 mg/L	11.00 NTU	-23.0 mV	25.32 ft	200.00 ml/min

10/1/2024 2:10 PM	01:15:00	6.64 pH	20.97 °C	743.97 µS/cm	1.32 mg/L	9.67 NTU	-22.4 mV	25.32 ft	200.00 ml/min
10/1/2024 2:15 PM	01:20:00	6.63 pH	20.93 °C	739.23 µS/cm	0.92 mg/L	6.41 NTU	-29.6 mV	25.32 ft	200.00 ml/min
10/1/2024 2:20 PM	01:25:00	6.63 pH	20.84 °C	737.03 µS/cm	0.81 mg/L	5.50 NTU	-28.9 mV	25.32 ft	200.00 ml/min
10/1/2024 2:25 PM	01:30:00	6.62 pH	21.11 °C	732.46 µS/cm	0.70 mg/L	3.57 NTU	-19.7 mV	25.32 ft	200.00 ml/min
10/1/2024 2:30 PM	01:35:00	6.62 pH	21.37 °C	730.56 µS/cm	0.59 mg/L	4.11 NTU	-26.9 mV	25.32 ft	200.00 ml/min
10/1/2024 2:35 PM	01:40:00	6.63 pH	21.51 °C	732.73 µS/cm	0.52 mg/L	3.60 NTU	-27.1 mV	25.32 ft	200.00 ml/min

Samples

Sample ID:	Description:
HAM-PT-08	Grab.

Low-Flow Test Report:

Test Date / Time: 10/2/2024 11:16:09 AM
Project: GP-Plant Hammond
Operator Name: Zain W.

Location Name: PT-09 **Well Diameter: 2 in** **Casing Type: PVC** **Screen Length: 10 ft** **Top of Screen: 20.47 ft** **Total Depth: 30.47 ft** **Initial Depth to Water: 15.5 ft**	**Pump Type: Peristaltic** **Tubing Type: Polyethylene** **Pump Intake From TOC: 25.47 ft** **Estimated Total Volume Pumped: 10.5 liter** **Flow Cell Volume: 90 ml** **Final Flow Rate: 150 ml/min** **Final Draw Down: 0.01 ft**	**Instrument Used: Aqua TROLL 400** **Serial Number: 883530**

Test Notes:
Metals.

Weather Conditions:
Clear, 85 degrees F.

Low-Flow Readings:

Date Time	Elapsed Time	pH	Temperature	Specific Conductivity	RDO Concentration	Turbidity	ORP	Depth to Water	Flow
		+/- 0.1	+/- 0.5	+/- 5 %	+/- 0.2	+/- 5	+/- 10	+/- 0.3	
10/2/2024 11:16 AM	00:00	6.77 pH	21.20 °C	647.49 µS/cm	0.05 mg/L	32.00 NTU	111.9 mV	15.50 ft	150.00 ml/min
10/2/2024 11:21 AM	05:00	6.80 pH	21.15 °C	693.39 µS/cm	0.04 mg/L	30.60 NTU	401.2 mV	15.51 ft	150.00 ml/min
10/2/2024 11:26 AM	10:00	6.81 pH	21.13 °C	691.98 µS/cm	0.04 mg/L	28.50 NTU	447.7 mV	15.51 ft	150.00 ml/min
10/2/2024 11:31 AM	15:00	6.81 pH	20.98 °C	697.20 µS/cm	0.04 mg/L	27.70 NTU	463.8 mV	15.51 ft	150.00 ml/min
10/2/2024 11:36 AM	20:00	6.81 pH	20.98 °C	698.06 µS/cm	0.04 mg/L	26.90 NTU	469.6 mV	15.51 ft	150.00 ml/min
10/2/2024 11:41 AM	25:00	6.80 pH	21.06 °C	697.25 µS/cm	0.03 mg/L	27.40 NTU	470.3 mV	15.51 ft	150.00 ml/min
10/2/2024 11:46 AM	30:00	6.80 pH	21.11 °C	694.10 µS/cm	0.03 mg/L	23.20 NTU	467.8 mV	15.51 ft	150.00 ml/min
10/2/2024 11:51 AM	35:00	6.80 pH	21.11 °C	698.38 µS/cm	0.03 mg/L	17.90 NTU	465.4 mV	15.51 ft	150.00 ml/min
10/2/2024 11:56 AM	40:00	6.80 pH	21.19 °C	691.78 µS/cm	0.03 mg/L	14.80 NTU	461.8 mV	15.51 ft	150.00 ml/min
10/2/2024 12:01 PM	45:00	6.79 pH	21.05 °C	692.02 µS/cm	0.03 mg/L	11.40 NTU	458.3 mV	15.51 ft	150.00 ml/min
10/2/2024 12:06 PM	50:00	6.79 pH	21.02 °C	693.76 µS/cm	0.03 mg/L	6.93 NTU	455.5 mV	15.51 ft	150.00 ml/min
10/2/2024 12:11 PM	55:00	6.81 pH	21.16 °C	697.36 µS/cm	0.04 mg/L	5.14 NTU	451.8 mV	15.51 ft	150.00 ml/min
10/2/2024 12:16 PM	01:00:00	6.81 pH	21.11 °C	696.66 µS/cm	0.05 mg/L	3.87 NTU	447.2 mV	15.51 ft	150.00 ml/min

Samples

Sample ID:	Description:
HAM-PT-09	Grab.
HAM-AP1-FD-01	Grab.

Low-Flow Test Report:

Test Date / Time: 10/2/2024 11:33:40 AM
Project: GP-Plant Hammond
Operator Name: Elisabeth R.

Location Name: PT-10 **Well Diameter: 2 in** **Casing Type: PVC** **Screen Length: 25.45 ft** **Top of Screen: 20.45 ft** **Total Depth: 30.45 ft** **Initial Depth to Water: 15.7 ft**	**Pump Type: Peristaltic** **Tubing Type: Polyethylene Pump** **Intake From TOC: 25 ft** **Estimated Total Volume Pumped: 8 liter** **Flow Cell Volume: 90 ml** **Final Flow Rate: 200 ml/min Final Draw Down: 0.02 ft**	**Instrument Used: Aqua TROLL 400** **Serial Number: 883561**

Test Notes:
Metals.

Low-Flow Readings:

Date Time	Elapsed Time	pH	Temperature	Specific Conductivity	RDO Concentration	Turbidity	ORP	Depth to Water	Flow
		+/- 0.1	+/- 0.5	+/- 5 %	+/- 0.2	+/- 5	+/- 10	+/- 0.3	
10/2/2024 11:33 AM	00:00	7.08 pH	21.57 °C	706.62 µS/cm	0.53 mg/L	21.80 NTU	-40.5 mV	15.70 ft	200.00 ml/min
10/2/2024 11:38 AM	05:00	7.06 pH	21.58 °C	698.33 µS/cm	0.53 mg/L	18.30 NTU	-44.7 mV	15.71 ft	200.00 ml/min
10/2/2024 11:43 AM	10:00	7.04 pH	21.58 °C	689.07 µS/cm	0.53 mg/L	13.40 NTU	-39.2 mV	15.71 ft	200.00 ml/min
10/2/2024 11:48 AM	15:00	7.03 pH	21.49 °C	685.61 µS/cm	0.56 mg/L	7.83 NTU	-31.0 mV	15.71 ft	200.00 ml/min
10/2/2024 11:53 AM	20:00	7.01 pH	21.67 °C	680.20 µS/cm	0.39 mg/L	4.67 NTU	-13.1 mV	15.72 ft	200.00 ml/min
10/2/2024 11:58 AM	25:00	7.01 pH	21.64 °C	676.89 µS/cm	0.28 mg/L	2.98 NTU	-8.8 mV	15.72 ft	200.00 ml/min
10/2/2024 12:03 PM	30:00	6.99 pH	21.62 °C	674.40 µS/cm	0.28 mg/L	2.31 NTU	-6.2 mV	15.72 ft	200.00 ml/min

Samples

Sample ID:	Description:
HAM-PT-10	Grab.

Low-Flow Test Report:

Test Date / Time: 10/2/2024 9:16:22 AM
Project: GP-Plant Hammond
Operator Name: Zain W.

Location Name: PT-11 **Well Diameter: 2 in** **Casing Type: PVC** **Screen Length: 10 ft** **Top of Screen: 16.9 ft** **Total Depth: 26.9 ft** **Initial Depth to Water: 12.1 ft**	**Pump Type: Peristaltic** **Tubing Type: Polyethylene** **Pump Intake From TOC: 21.9 ft** **Estimated Total Volume Pumped: 7.5 liter** **Flow Cell Volume: 90 ml** **Final Flow Rate: 150 ml/min Final Draw Down: 0.01 ft**	**Instrument Used: Aqua TROLL 400** **Serial Number: 883530**

Test Notes:
Metals.

Weather Conditions:
Clear, 75 degrees F.

Low-Flow Readings:

Date Time	Elapsed Time	pH	Temperature	Specific Conductivity	RDO Concentration	Turbidity	ORP	Depth to Water	Flow
		+/- 0.1	+/- 0.5	+/- 5 %	+/- 0.2	+/- 5	+/- 10	+/- 0.3	
10/2/2024 9:16 AM	00:00	7.00 pH	21.21 °C	628.69 µS/cm	0.53 mg/L	3.26 NTU	171.2 mV	12.10 ft	150.00 ml/min
10/2/2024 9:21 AM	05:00	6.80 pH	20.75 °C	652.77 µS/cm	0.37 mg/L	4.68 NTU	478.2 mV	12.11 ft	150.00 ml/min
10/2/2024 9:26 AM	10:00	6.79 pH	20.84 °C	656.05 µS/cm	0.28 mg/L	4.85 NTU	505.0 mV	12.11 ft	150.00 ml/min
10/2/2024 9:31 AM	15:00	6.67 pH	20.98 °C	661.83 µS/cm	0.10 mg/L	5.16 NTU	414.7 mV	12.11 ft	150.00 ml/min
10/2/2024 9:36 AM	20:00	6.68 pH	21.01 °C	669.17 µS/cm	0.09 mg/L	4.55 NTU	407.9 mV	12.11 ft	150.00 ml/min
10/2/2024 9:41 AM	25:00	6.68 pH	21.02 °C	667.35 µS/cm	0.08 mg/L	5.93 NTU	460.1 mV	12.11 ft	150.00 ml/min
10/2/2024 9:46 AM	30:00	6.67 pH	20.98 °C	668.51 µS/cm	0.07 mg/L	6.60 NTU	457.6 mV	12.11 ft	150.00 ml/min
10/2/2024 9:51 AM	35:00	6.66 pH	21.07 °C	661.15 µS/cm	0.06 mg/L	6.97 NTU	458.3 mV	12.11 ft	150.00 ml/min
10/2/2024 9:56 AM	40:00	6.66 pH	21.13 °C	664.35 µS/cm	0.06 mg/L	5.49 NTU	417.2 mV	12.11 ft	150.00 ml/min
10/2/2024 10:01 AM	45:00	6.64 pH	21.20 °C	658.94 µS/cm	0.06 mg/L	4.70 NTU	406.7 mV	12.11 ft	150.00 ml/min

Samples

Sample ID:	Description:

HAM-PT-11	Grab.

Low-Flow Test Report:

Test Date / Time: 10/2/2024 8:47:38 AM
Project: GP-Plant Hammond
Operator Name: Elisabeth R.

Location Name: PT-12 **Well Diameter: 2 in** **Casing Type: PVC** **Screen Length: 10 ft** **Top of Screen: 17.3 ft** **Total Depth: 27.3 ft** **Initial Depth to Water: 12.1 ft**	**Pump Type: Peristaltic** **Tubing Type: Polyethylene** **Pump Intake From TOC: 22 ft** **Estimated Total Volume Pumped: 20 liter** **Flow Cell Volume: 90 ml** **Final Flow Rate: 200 ml/min Final Draw Down: 0.01 ft**	**Instrument Used: Aqua TROLL 400** **Serial Number: 883561**

Test Notes:
Metals.

Low-Flow Readings:

Date Time	Elapsed Time	pH	Temperature	Specific Conductivity	RDO Concentration	Turbidity	ORP	Depth to Water	Flow
		+/- 0.1	+/- 0.5	+/- 5 %	+/- 0.2	+/- 5	+/- 10	+/- 0.3	
10/2/2024 8:47 AM	00:00	6.49 pH	19.69 °C	675.14 µS/cm	1.43 mg/L	21.20 NTU	109.8 mV	12.10 ft	200.00 ml/min
10/2/2024 8:52 AM	05:00	6.69 pH	19.64 °C	692.57 µS/cm	1.75 mg/L	18.60 NTU	108.1 mV	12.11 ft	200.00 ml/min
10/2/2024 8:57 AM	10:00	6.70 pH	19.65 °C	690.21 µS/cm	2.04 mg/L	17.30 NTU	78.9 mV	12.11 ft	200.00 ml/min
10/2/2024 9:02 AM	15:00	6.71 pH	19.68 °C	691.52 µS/cm	1.19 mg/L	14.60 NTU	74.2 mV	12.11 ft	200.00 ml/min
10/2/2024 9:07 AM	20:00	6.76 pH	19.67 °C	705.37 µS/cm	3.21 mg/L	15.10 NTU	79.3 mV	12.11 ft	200.00 ml/min
10/2/2024 9:12 AM	25:00	6.78 pH	19.72 °C	627.46 µS/cm	3.36 mg/L	18.30 NTU	81.8 mV	12.11 ft	200.00 ml/min
10/2/2024 9:17 AM	30:00	6.74 pH	19.82 °C	630.40 µS/cm	2.90 mg/L	23.30 NTU	80.4 mV	12.11 ft	200.00 ml/min
10/2/2024 9:22 AM	35:00	6.71 pH	19.90 °C	688.92 µS/cm	2.44 mg/L	22.80 NTU	78.9 mV	12.11 ft	200.00 ml/min
10/2/2024 9:27 AM	40:00	6.68 pH	20.11 °C	690.35 µS/cm	0.42 mg/L	19.50 NTU	72.3 mV	12.11 ft	200.00 ml/min
10/2/2024 9:32 AM	45:00	6.67 pH	20.32 °C	685.26 µS/cm	0.23 mg/L	17.80 NTU	87.4 mV	12.11 ft	200.00 ml/min
10/2/2024 9:37 AM	50:00	6.66 pH	20.44 °C	681.26 µS/cm	0.23 mg/L	15.80 NTU	87.1 mV	12.11 ft	200.00 ml/min
10/2/2024 9:42 AM	55:00	6.66 pH	20.52 °C	677.61 µS/cm	0.22 mg/L	13.40 NTU	86.6 mV	12.11 ft	200.00 ml/min
10/2/2024 9:47 AM	01:00:00	6.67 pH	20.62 °C	677.33 µS/cm	0.21 mg/L	11.10 NTU	66.4 mV	12.11 ft	200.00 ml/min
10/2/2024 9:52 AM	01:05:00	6.67 pH	20.72 °C	673.79 µS/cm	0.21 mg/L	10.70 NTU	83.7 mV	12.11 ft	200.00 ml/min
10/2/2024 9:57 AM	01:10:00	6.66 pH	20.84 °C	672.89 µS/cm	0.21 mg/L	5.85 NTU	65.7 mV	12.11 ft	200.00 ml/min

10/2/2024 10:02 AM	01:15:00	6.65 pH	20.84 °C	681.56 µS/cm	1.12 mg/L	4.19 NTU	67.7 mV	12.11 ft	200.00 ml/min
10/2/2024 10:07 AM	01:19:30	6.65 pH	20.84 °C	682.42 µS/cm	1.57 mg/L	3.70 NTU	71.5 mV	12.11 ft	200.00 ml/min
10/2/2024 10:12 AM	01:24:30	6.65 pH	20.86 °C	673.47 µS/cm	2.18 mg/L	3.20 NTU	86.8 mV	12.11 ft	200.00 ml/min
10/2/2024 10:17 AM	01:29:30	6.70 pH	20.88 °C	678.79 µS/cm	2.35 mg/L	3.22 NTU	94.0 mV	12.11 ft	200.00 ml/min
10/2/2024 10:20 AM	01:32:50	6.71 pH	20.84 °C	674.50 µS/cm	2.21 mg/L	2.93 NTU	75.6 mV	12.11 ft	200.00 ml/min

Samples

Sample ID:	Description:
HAM-PT-12	Grab.

Low-Flow Test Report:

Test Date / Time: 10/1/2024 9:35:45 AM
Project: GP-Plant Hammond
Operator Name: Zain W.

Location Name: PT-13 **Well Diameter: 2 in** **Casing Type: PVC** **Screen Length: 10 ft** **Top of Screen: 35.3 ft** **Total Depth: 45.3 ft** **Initial Depth to Water: 24.83 ft**	**Pump Type: Bladder** **Tubing Type: Polyethylene** **Pump Intake From TOC: 40.3 ft** **Estimated Total Volume Pumped: 24 liter** **Flow Cell Volume: 90 ml** **Final Flow Rate: 150 ml/min** **Final Draw Down: 0.05 ft**	**Instrument Used: Aqua TROLL 400** **Serial Number: 883530**

Test Notes:
Metals.

Weather Conditions:
Cloudy, 80 degrees F.

Low-Flow Readings:

Date Time	Elapsed Time	pH	Temperature	Specific Conductivity	RDO Concentration	Turbidity	ORP	Depth to Water	Flow
		+/- 0.1	+/- 0.5	+/- 5 %	+/- 0.2	+/- 5	+/- 10	+/- 0.3	
10/1/2024 9:35 AM	00:00	6.73 pH	20.45 °C	817.23 µS/cm	2.32 mg/L	++++	263.2 mV	24.83 ft	150.00 ml/min
10/1/2024 9:40 AM	05:00	6.73 pH	20.31 °C	793.43 µS/cm	2.66 mg/L	++++	472.0 mV	24.87 ft	150.00 ml/min
10/1/2024 9:45 AM	10:00	6.72 pH	20.70 °C	774.18 µS/cm	2.05 mg/L	++++	473.7 mV	24.87 ft	150.00 ml/min
10/1/2024 9:50 AM	15:00	6.70 pH	20.40 °C	754.08 µS/cm	1.83 mg/L	++++	480.7 mV	24.88 ft	150.00 ml/min
10/1/2024 9:55 AM	20:00	6.69 pH	20.27 °C	729.96 µS/cm	1.64 mg/L	70.20 NTU	477.0 mV	24.88 ft	150.00 ml/min
10/1/2024 10:00 AM	25:00	6.68 pH	20.26 °C	726.14 µS/cm	1.46 mg/L	49.30 NTU	374.9 mV	24.88 ft	150.00 ml/min
10/1/2024 10:05 AM	30:00	6.66 pH	20.35 °C	720.21 µS/cm	1.27 mg/L	34.70 NTU	334.4 mV	24.88 ft	150.00 ml/min
10/1/2024 10:10 AM	35:00	6.65 pH	20.81 °C	746.59 µS/cm	0.42 mg/L	26.50 NTU	250.6 mV	24.88 ft	150.00 ml/min
10/1/2024 10:15 AM	40:00	6.65 pH	21.02 °C	737.08 µS/cm	0.34 mg/L	20.50 NTU	248.0 mV	24.88 ft	150.00 ml/min
10/1/2024 10:20 AM	45:00	6.65 pH	21.40 °C	730.98 µS/cm	0.29 mg/L	18.60 NTU	374.1 mV	24.88 ft	150.00 ml/min
10/1/2024 10:25 AM	50:00	6.63 pH	21.22 °C	733.37 µS/cm	0.25 mg/L	15.70 NTU	550.9 mV	24.88 ft	150.00 ml/min
10/1/2024 10:30 AM	55:00	6.64 pH	20.85 °C	728.19 µS/cm	0.23 mg/L	12.80 NTU	574.5 mV	24.88 ft	150.00 ml/min
10/1/2024 10:35 AM	01:00:00	6.64 pH	20.93 °C	727.00 µS/cm	0.22 mg/L	11.30 NTU	614.2 mV	24.88 ft	150.00 ml/min

10/1/2024 10:40 AM	01:05:00	6.64 pH	20.80 °C	726.01 µS/cm	0.20 mg/L	10.60 NTU	634.0 mV	24.88 ft	150.00 ml/min
10/1/2024 10:45 AM	01:10:00	6.64 pH	20.62 °C	726.57 µS/cm	0.18 mg/L	12.10 NTU	641.4 mV	24.88 ft	150.00 ml/min
10/1/2024 10:50 AM	01:15:00	6.65 pH	20.53 °C	748.23 µS/cm	0.14 mg/L	11.20 NTU	644.9 mV	24.88 ft	150.00 ml/min
10/1/2024 10:55 AM	01:20:00	6.64 pH	20.49 °C	745.19 µS/cm	0.12 mg/L	10.50 NTU	680.9 mV	24.88 ft	150.00 ml/min
10/1/2024 11:00 AM	01:25:00	6.64 pH	20.51 °C	742.38 µS/cm	0.11 mg/L	9.49 NTU	629.7 mV	24.88 ft	150.00 ml/min
10/1/2024 11:05 AM	01:30:00	6.64 pH	20.49 °C	740.99 µS/cm	0.10 mg/L	8.73 NTU	618.4 mV	24.88 ft	150.00 ml/min
10/1/2024 11:10 AM	01:35:00	6.65 pH	20.49 °C	739.68 µS/cm	0.10 mg/L	8.45 NTU	618.9 mV	24.88 ft	150.00 ml/min
10/1/2024 11:15 AM	01:40:00	6.63 pH	20.49 °C	738.34 µS/cm	0.10 mg/L	7.86 NTU	656.9 mV	24.88 ft	150.00 ml/min
10/1/2024 11:20 AM	01:45:00	6.64 pH	20.49 °C	742.72 µS/cm	0.09 mg/L	7.44 NTU	613.6 mV	24.88 ft	150.00 ml/min
10/1/2024 11:25 AM	01:50:00	6.64 pH	20.44 °C	743.93 µS/cm	0.09 mg/L	7.11 NTU	621.6 mV	24.88 ft	150.00 ml/min
10/1/2024 11:30 AM	01:55:00	6.63 pH	20.44 °C	741.76 µS/cm	0.08 mg/L	6.35 NTU	665.2 mV	24.88 ft	150.00 ml/min
10/1/2024 11:35 AM	02:00:00	6.64 pH	20.44 °C	739.18 µS/cm	0.08 mg/L	5.94 NTU	622.3 mV	24.88 ft	150.00 ml/min
10/1/2024 11:40 AM	02:05:00	6.64 pH	20.40 °C	735.67 µS/cm	0.07 mg/L	5.78 NTU	619.4 mV	24.88 ft	150.00 ml/min
10/1/2024 11:45 AM	02:10:00	6.63 pH	20.40 °C	734.07 µS/cm	0.07 mg/L	5.91 NTU	663.5 mV	24.88 ft	150.00 ml/min
10/1/2024 11:50 AM	02:15:00	6.64 pH	20.59 °C	732.08 µS/cm	0.06 mg/L	5.47 NTU	621.8 mV	24.88 ft	150.00 ml/min
10/1/2024 11:55 AM	02:20:00	6.64 pH	20.89 °C	728.17 µS/cm	0.06 mg/L	5.23 NTU	625.2 mV	24.88 ft	150.00 ml/min
10/1/2024 12:00 PM	02:25:00	6.63 pH	21.28 °C	726.98 µS/cm	0.06 mg/L	5.17 NTU	653.7 mV	24.88 ft	150.00 ml/min
10/1/2024 12:05 PM	02:30:00	6.63 pH	21.20 °C	727.42 µS/cm	0.06 mg/L	5.69 NTU	683.7 mV	24.88 ft	150.00 ml/min
10/1/2024 12:10 PM	02:35:00	6.63 pH	21.04 °C	726.14 µS/cm	0.06 mg/L	4.83 NTU	716.9 mV	24.88 ft	150.00 ml/min

Samples

Sample ID:	Description:
HAM-PT-13	Grab.

Low-Flow Test Report:

Test Date / Time: 10/1/2024 10:12:19 AM
Project: GP-Plant Hammond
Operator Name: Elisabeth R.

Location Name: PT-14 **Well Diameter: 2 in** **Casing Type: PVC** **Screen Length: 10 ft** **Top of Screen: 35.03 ft** **Total Depth: 45.03 ft** **Initial Depth to Water: 25.07 ft**	**Pump Type: Bladder** **Tubing Type: Polyethylene** **Pump Intake From TOC: 40 ft** **Estimated Total Volume Pumped: 12 liter** **Flow Cell Volume: 90 ml** **Final Flow Rate: 160 ml/min** **Final Draw Down: 0.03 ft**	**Instrument Used: Aqua TROLL 400** **Serial Number: 883561**

Test Notes:
Metals.

Low-Flow Readings:

Date Time	Elapsed Time	pH	Temperature	Specific Conductivity	RDO Concentration	Turbidity	ORP	Depth to Water	Flow
		+/- 0.1	+/- 0.5	+/- 5 %	+/- 0.2	+/- 5	+/- 10	+/- 0.3	
10/1/2024 10:12 AM	00:00	6.72 pH	19.99 °C	830.59 µS/cm	4.57 mg/L	64.60 NTU	-28.8 mV	25.10 ft	160.00 ml/min
10/1/2024 10:17 AM	05:00	6.72 pH	19.99 °C	825.95 µS/cm	4.09 mg/L	55.70 NTU	-47.2 mV	25.10 ft	160.00 ml/min
10/1/2024 10:22 AM	10:00	6.72 pH	20.06 °C	818.99 µS/cm	3.63 mg/L	42.60 NTU	-35.2 mV	25.10 ft	160.00 ml/min
10/1/2024 10:27 AM	15:00	6.72 pH	19.96 °C	813.64 µS/cm	3.29 mg/L	35.70 NTU	-37.0 mV	25.10 ft	160.00 ml/min
10/1/2024 10:32 AM	20:00	6.73 pH	19.95 °C	810.29 µS/cm	2.99 mg/L	23.50 NTU	-38.8 mV	25.10 ft	160.00 ml/min
10/1/2024 10:37 AM	25:00	6.73 pH	19.86 °C	807.83 µS/cm	2.70 mg/L	18.50 NTU	-39.5 mV	25.10 ft	160.00 ml/min
10/1/2024 10:42 AM	30:00	6.73 pH	19.72 °C	810.38 µS/cm	0.16 mg/L	16.60 NTU	-38.6 mV	25.10 ft	160.00 ml/min
10/1/2024 10:47 AM	35:00	6.73 pH	19.63 °C	805.85 µS/cm	0.13 mg/L	13.40 NTU	-40.6 mV	25.10 ft	160.00 ml/min
10/1/2024 10:52 AM	40:00	6.73 pH	19.55 °C	801.35 µS/cm	0.13 mg/L	8.87 NTU	-53.6 mV	25.10 ft	160.00 ml/min
10/1/2024 10:57 AM	45:00	6.74 pH	19.53 °C	796.99 µS/cm	0.23 mg/L	6.95 NTU	-54.6 mV	25.10 ft	160.00 ml/min
10/1/2024 11:02 AM	50:00	6.74 pH	19.50 °C	791.95 µS/cm	0.17 mg/L	7.34 NTU	-55.3 mV	25.10 ft	160.00 ml/min
10/1/2024 11:07 AM	55:00	6.72 pH	19.51 °C	790.85 µS/cm	0.17 mg/L	6.92 NTU	-54.8 mV	25.10 ft	160.00 ml/min
10/1/2024 11:12 AM	01:00:00	6.73 pH	19.50 °C	786.55 µS/cm	0.15 mg/L	5.67 NTU	-41.8 mV	25.10 ft	160.00 ml/min
10/1/2024 11:17 AM	01:05:00	6.73 pH	19.49 °C	778.06 µS/cm	0.13 mg/L	4.89 NTU	-43.0 mV	25.10 ft	160.00 ml/min

Samples

Sample ID:	Description:
HAM-PT-14	Grab.

Low-Flow Test Report:

Test Date / Time: 10/1/2024 3:52:20 PM
Project: GP-Plant Hammond
Operator Name: Elisabeth R.

Location Name: PT-15 **Well Diameter: 2 in** **Casing Type: PVC** **Screen Length: 10 ft** **Top of Screen: 35 ft** **Total Depth: 45 ft** **Initial Depth to Water: 24.81 ft**	**Pump Type: Bladder** **Tubing Type: Polyethylene** **Pump Intake From TOC: 40 ft** **Estimated Total Volume Pumped: 19 liter** **Flow Cell Volume: 90 ml** **Final Flow Rate: 200 ml/min** **Final Draw Down: 0 ft**	**Instrument Used: Aqua TROLL 400** **Serial Number: 883561**

Test Notes:
Metals.

Low-Flow Readings:

Date Time	Elapsed Time	pH	Temperature	Specific Conductivity	RDO Concentration	Turbidity	ORP	Depth to Water	Flow
		+/- 0.1	+/- 0.5	+/- 5 %	+/- 0.2	+/- 5	+/- 10	+/- 0.3	
10/1/2024 3:52 PM	00:00	6.87 pH	22.53 °C	780.08 µS/cm	5.04 mg/L	++++	63.8 mV	24.81 ft	200.00 ml/min
10/1/2024 3:52 PM	00:18	6.88 pH	22.41 °C	779.80 µS/cm	4.89 mg/L	++++	58.5 mV	24.81 ft	200.00 ml/min
10/1/2024 3:57 PM	05:18	6.87 pH	21.58 °C	790.37 µS/cm	4.36 mg/L	++++	53.7 mV	24.81 ft	200.00 ml/min
10/1/2024 4:02 PM	10:18	6.85 pH	21.27 °C	788.88 µS/cm	3.94 mg/L	++++	53.1 mV	24.81 ft	200.00 ml/min
10/1/2024 4:07 PM	15:18	6.85 pH	21.11 °C	785.10 µS/cm	3.47 mg/L	++++	52.1 mV	24.81 ft	200.00 ml/min
10/1/2024 4:12 PM	20:18	6.84 pH	21.00 °C	780.52 µS/cm	3.06 mg/L	86.80 NTU	62.5 mV	24.81 ft	200.00 ml/min
10/1/2024 4:17 PM	25:18	6.84 pH	20.86 °C	776.20 µS/cm	2.73 mg/L	72.30 NTU	63.1 mV	24.81 ft	200.00 ml/min
10/1/2024 4:22 PM	30:18	6.84 pH	20.83 °C	778.55 µS/cm	2.36 mg/L	54.30 NTU	51.6 mV	24.81 ft	200.00 ml/min
10/1/2024 4:27 PM	35:18	6.83 pH	20.78 °C	775.01 µS/cm	2.15 mg/L	31.20 NTU	63.1 mV	24.81 ft	200.00 ml/min
10/1/2024 4:32 PM	40:18	6.82 pH	20.75 °C	771.05 µS/cm	1.94 mg/L	26.20 NTU	62.0 mV	24.81 ft	200.00 ml/min
10/1/2024 4:37 PM	45:18	6.82 pH	20.71 °C	768.33 µS/cm	1.75 mg/L	23.50 NTU	61.3 mV	24.81 ft	200.00 ml/min
10/1/2024 4:42 PM	50:18	6.82 pH	20.75 °C	764.92 µS/cm	1.58 mg/L	17.90 NTU	49.5 mV	24.81 ft	200.00 ml/min
10/1/2024 4:47 PM	55:18	6.82 pH	20.70 °C	777.11 µS/cm	1.41 mg/L	15.30 NTU	59.9 mV	24.81 ft	200.00 ml/min
10/1/2024 4:52 PM	01:00:18	6.82 pH	20.66 °C	772.45 µS/cm	1.25 mg/L	11.00 NTU	60.9 mV	24.81 ft	200.00 ml/min
10/1/2024 4:57 PM	01:05:18	6.82 pH	20.61 °C	769.84 µS/cm	1.10 mg/L	9.81 NTU	49.5 mV	24.81 ft	200.00 ml/min

10/1/2024 5:02 PM	01:10:18	6.81 pH	20.62 °C	768.09 µS/cm	0.99 mg/L	7.32 NTU	50.2 mV	24.81 ft	200.00 ml/min
10/1/2024 5:07 PM	01:15:18	6.81 pH	20.66 °C	771.08 µS/cm	0.73 mg/L	6.78 NTU	50.1 mV	24.81 ft	200.00 ml/min
10/1/2024 5:12 PM	01:20:18	6.81 pH	20.64 °C	769.04 µS/cm	0.64 mg/L	5.53 NTU	60.9 mV	24.81 ft	200.00 ml/min
10/1/2024 5:17 PM	01:25:18	6.81 pH	20.64 °C	771.11 µS/cm	0.55 mg/L	4.97 NTU	61.9 mV	24.81 ft	200.00 ml/min

Samples

Sample ID:	Description:
HAM-PT-15	Grab.

Low-Flow Test Report:

Test Date / Time: 10/9/2024 1:54:52 PM
Project: GP-Plant Hammond
Operator Name: Elisabeth R.

Location Name: INW-03 **Well Diameter: 2 in** **Casing Type: PVC** **Screen Length: 10 ft** **Top of Screen: 17.4 ft** **Total Depth: 27.4 ft** **Initial Depth to Water: 13.08 ft**	**Pump Type: Peristaltic** **Tubing Type: Polyethylene** **Pump Intake From TOC: 22.4 ft** **Estimated Total Volume Pumped: 4 liter** **Flow Cell Volume: 90 ml** **Final Flow Rate: 200 ml/min** **Final Draw Down: 0 ft**	**Instrument Used: Aqua TROLL 400** **Serial Number: 968202**

Test Notes:
Parameters.

Low-Flow Readings:

Date Time	Elapsed Time	pH	Temperature	Specific Conductivity	RDO Concentration	Turbidity	ORP	Depth to Water	Flow
		+/- 0.1	+/- 0.5	+/- 5 %	+/- 0.2	+/- 5	+/- 10	+/- 0.3	
10/9/2024 1:54 PM	00:00	6.05 pH	22.58 °C	693.39 µS/cm	1.06 mg/L	3.30 NTU	-12.3 mV	13.08 ft	200.00 ml/min
10/9/2024 1:59 PM	05:00	6.04 pH	21.85 °C	705.48 µS/cm	0.63 mg/L	2.90 NTU	-12.1 mV	13.08 ft	200.00 ml/min
10/9/2024 2:04 PM	10:04	6.68 pH	21.72 °C	834.34 µS/cm	0.05 mg/L	2.03 NTU	-88.6 mV	13.08 ft	200.00 ml/min
10/9/2024 2:09 PM	15:04	6.73 pH	21.53 °C	840.17 µS/cm	0.08 mg/L	1.27 NTU	-98.7 mV	13.08 ft	200.00 ml/min

Samples

Sample ID:	Description:

Created using VuSitu from In-Situ, Inc.

Low-Flow Test Report:

Test Date / Time: 10/9/2024 3:00:19 PM
Project: GP-Plant Hammond
Operator Name: Zain W.

Location Name: INW-04 **Well Diameter: 2 in** **Casing Type: PVC** **Screen Length: 10 ft** **Top of Screen: 35.3 ft** **Total Depth: 45.3 ft** **Initial Depth to Water: 25.38 ft**	**Pump Type: Bladder** **Tubing Type: Polyethylene** **Pump Intake From TOC: 40.3 ft** **Estimated Total Volume Pumped: 2.25 liter** **Flow Cell Volume: 90 ml** **Final Flow Rate: 150 ml/min** **Final Draw Down: 0.13 ft**	**Instrument Used: Aqua TROLL 400** **Serial Number: 1080302**

Test Notes:
Parameters.

Weather Conditions:
Clear, 90 degrees F.

Low-Flow Readings:

Date Time	Elapsed Time	pH	Temperature	Specific Conductivity	RDO Concentration	Turbidity	ORP	Depth to Water	Flow
		+/- 0.1	+/- 0.5	+/- 5 %	+/- 0.2	+/- 5	+/- 10	+/- 0.3	
10/9/2024 3:00 PM	00:00	6.33 pH	23.80 °C	610.47 µS/cm	3.43 mg/L	309.00 NTU	13.0 mV	25.38 ft	150.00 ml/min
10/9/2024 3:05 PM	05:00	6.32 pH	21.33 °C	641.31 µS/cm	2.92 mg/L	327.00 NTU	9.8 mV	25.51 ft	150.00 ml/min
10/9/2024 3:10 PM	10:00	6.30 pH	21.20 °C	631.62 µS/cm	2.79 mg/L	294.00 NTU	8.4 mV	25.51 ft	150.00 ml/min

Samples

Sample ID:	Description:

Low-Flow Test Report:

Test Date / Time: 10/9/2024 3:23:20 PM
Project: GP-Plant Hammond
Operator Name: Zain W.

Location Name: INW-05 **Well Diameter: 2 in** **Casing Type: PVC** **Screen Length: 10 ft** **Top of Screen: 35.3 ft** **Total Depth: 45.3 ft** **Initial Depth to Water: 25.0 ft**	**Pump Type: Bladder** **Tubing Type: Polyethylene** **Pump Intake From TOC: 40.3 ft** **Estimated Total Volume Pumped: 2.25 liter** **Flow Cell Volume: 90 ml** **Final Flow Rate: 150 ml/min Final Draw Down: 0.04 ft**	**Instrument Used: Aqua TROLL 400** **Serial Number: 1080302**

Test Notes:
Parameters.

Weather Conditions:
Clear, 90 degrees F.

Low-Flow Readings:

Date Time	Elapsed Time	pH	Temperature	Specific Conductivity	RDO Concentration	Turbidity	ORP	Depth to Water	Flow
		+/- 0.1	+/- 0.5	+/- 5 %	+/- 0.2	+/- 5	+/- 10	+/- 0.3	
10/9/2024 3:23 PM	00:00	6.28 pH	25.64 °C	657.79 µS/cm	0.81 mg/L	266.00 NTU	8.1 mV	25.00 ft	150.00 ml/min
10/9/2024 3:28 PM	05:00	6.64 pH	21.71 °C	728.68 µS/cm	2.54 mg/L	304.00 NTU	-69.1 mV	25.04 ft	150.00 ml/min
10/9/2024 3:33 PM	10:00	6.67 pH	21.26 °C	741.49 µS/cm	1.11 mg/L	292.00 NTU	-81.9 mV	25.04 ft	150.00 ml/min

Samples

Sample ID:	Description:

Low-Flow Test Report:

Test Date / Time: 10/8/2024 2:23:12 PM
Project: GP-Plant Hammond
Operator Name: Zain W.

Location Name: PT-07 **Well Diameter: 2 in** **Casing Type: PVC** **Screen Length: 10 ft** **Top of Screen: 37.75 ft** **Total Depth: 47.75 ft** **Initial Depth to Water: 26.0 ft**	**Pump Type: Bladder** **Tubing Type: Polyethylene** **Pump Intake From TOC: 42.75 ft** **Estimated Total Volume Pumped: 7.5 liter** **Flow Cell Volume: 90 ml** **Final Flow Rate: 150 ml/min** **Final Draw Down: -0.22 ft**	**Instrument Used: Aqua TROLL 400** **Serial Number: 1080302**

Test Notes:
Appendix III & IV + Major Ions.

Weather Conditions:
Clear, 80 degrees F.

Low-Flow Readings:

Date Time	Elapsed Time	pH	Temperature	Specific Conductivity	RDO Concentration	Turbidity	ORP	Depth to Water	Flow
		+/- 0.1	+/- 0.5	+/- 5 %	+/- 0.2	+/- 5	+/- 10	+/- 0.3	
10/8/2024 2:23 PM	00:00	6.73 pH	20.79 °C	755.67 µS/cm	1.03 mg/L	26.10 NTU	-25.3 mV	26.00 ft	150.00 ml/min
10/8/2024 2:28 PM	05:00	6.72 pH	20.84 °C	752.69 µS/cm	0.97 mg/L	18.60 NTU	-34.5 mV	25.76 ft	150.00 ml/min
10/8/2024 2:33 PM	10:00	6.73 pH	20.84 °C	750.11 µS/cm	0.91 mg/L	12.00 NTU	-22.9 mV	25.78 ft	150.00 ml/min
10/8/2024 2:38 PM	15:00	6.73 pH	20.82 °C	747.93 µS/cm	0.84 mg/L	15.90 NTU	-32.8 mV	25.78 ft	150.00 ml/min
10/8/2024 2:43 PM	20:00	6.73 pH	20.84 °C	746.17 µS/cm	0.81 mg/L	14.10 NTU	-21.9 mV	25.78 ft	150.00 ml/min
10/8/2024 2:48 PM	25:00	6.72 pH	20.79 °C	740.51 µS/cm	0.75 mg/L	8.11 NTU	-21.2 mV	25.78 ft	150.00 ml/min
10/8/2024 2:53 PM	30:00	6.72 pH	20.76 °C	741.43 µS/cm	0.69 mg/L	7.56 NTU	-20.8 mV	25.78 ft	150.00 ml/min
10/8/2024 2:58 PM	35:00	6.73 pH	20.81 °C	737.37 µS/cm	0.63 mg/L	6.71 NTU	-20.6 mV	25.78 ft	150.00 ml/min
10/8/2024 3:03 PM	40:00	6.72 pH	20.74 °C	733.68 µS/cm	0.57 mg/L	5.54 NTU	-20.7 mV	25.78 ft	150.00 ml/min
10/8/2024 3:08 PM	45:00	6.72 pH	20.76 °C	729.91 µS/cm	0.54 mg/L	4.40 NTU	-20.5 mV	25.78 ft	150.00 ml/min

Samples

Sample ID:	Description:

HAM-PT-07	Grab.

Created using VuSitu from In-Situ, Inc.

Low-Flow Test Report:

Test Date / Time: 10/8/2024 10:37:10 AM
Project: GP-Plant Hammond
Operator Name: Elisabeth R.

Location Name: PT-08 **Well Diameter: 2 in** **Casing Type: PVC** **Screen Length: 10 ft** **Top of Screen: 31.93 ft** **Total Depth: 41.93 ft** **Initial Depth to Water: 25.75 ft**	**Pump Type: Bladder** **Tubing Type: Polyethylene** **Pump Intake From TOC: 37 ft** **Estimated Total Volume Pumped: 25 liter** **Flow Cell Volume: 90 ml** **Final Flow Rate: 200 ml/min** **Final Draw Down: 0.05 ft**	**Instrument Used: Aqua TROLL 400** **Serial Number: 968202**

Test Notes:
Appendix III & IV + Major Ions.

Low-Flow Readings:

Date Time	Elapsed Time	pH	Temperature	Specific Conductivity	RDO Concentration	Turbidity	ORP	Depth to Water	Flow
		+/- 0.1	+/- 0.5	+/- 5 %	+/- 0.2	+/- 5	+/- 10	+/- 0.3	
10/8/2024 10:37 AM	00:00	6.62 pH	21.61 °C	624.57 µS/cm	3.85 mg/L	++++	-4.2 mV	25.75 ft	200.00 ml/min
10/8/2024 10:42 AM	05:00	6.59 pH	20.82 °C	640.63 µS/cm	3.04 mg/L	++++	0.4 mV	25.80 ft	200.00 ml/min
10/8/2024 10:47 AM	10:00	6.59 pH	20.99 °C	660.71 µS/cm	2.67 mg/L	++++	5.8 mV	25.80 ft	200.00 ml/min
10/8/2024 10:52 AM	15:00	6.60 pH	20.38 °C	676.87 µS/cm	2.58 mg/L	++++	-25.4 mV	25.80 ft	200.00 ml/min
10/8/2024 10:57 AM	20:00	6.62 pH	20.35 °C	685.16 µS/cm	2.30 mg/L	91.70 NTU	-25.2 mV	25.80 ft	200.00 ml/min
10/8/2024 11:02 AM	25:00	6.62 pH	20.29 °C	623.49 µS/cm	1.96 mg/L	75.30 NTU	-20.1 mV	25.80 ft	200.00 ml/min
10/8/2024 11:07 AM	30:00	6.63 pH	20.25 °C	683.03 µS/cm	1.86 mg/L	50.20 NTU	-19.6 mV	25.80 ft	200.00 ml/min
10/8/2024 11:12 AM	35:00	6.63 pH	20.29 °C	702.48 µS/cm	2.20 mg/L	31.40 NTU	-20.6 mV	25.80 ft	200.00 ml/min
10/8/2024 11:17 AM	40:00	6.63 pH	20.30 °C	698.20 µS/cm	2.03 mg/L	27.20 NTU	-19.6 mV	25.80 ft	200.00 ml/min
10/8/2024 11:22 AM	45:00	6.65 pH	20.39 °C	696.30 µS/cm	1.21 mg/L	22.50 NTU	-22.7 mV	25.80 ft	200.00 ml/min
10/8/2024 11:27 AM	50:00	6.65 pH	20.39 °C	692.90 µS/cm	0.93 mg/L	18.70 NTU	-21.6 mV	25.80 ft	200.00 ml/min
10/8/2024 11:32 AM	55:00	6.66 pH	20.34 °C	694.47 µS/cm	0.74 mg/L	16.70 NTU	-30.6 mV	25.80 ft	200.00 ml/min
10/8/2024 11:37 AM	01:00:00	6.67 pH	20.36 °C	691.64 µS/cm	0.63 mg/L	14.10 NTU	-30.6 mV	25.80 ft	200.00 ml/min
10/8/2024 11:42 AM	01:05:00	6.67 pH	20.34 °C	690.94 µS/cm	0.57 mg/L	13.00 NTU	-30.3 mV	25.80 ft	200.00 ml/min
10/8/2024 11:47 AM	01:10:00	6.67 pH	20.37 °C	688.70 µS/cm	0.50 mg/L	12.00 NTU	-29.7 mV	25.80 ft	200.00 ml/min

10/8/2024 11:52 AM	01:15:00	6.67 pH	20.39 °C	686.45 µS/cm	0.48 mg/L	11.20 NTU	-20.9 mV	25.80 ft	200.00 ml/min
10/8/2024 11:57 AM	01:20:00	6.67 pH	20.39 °C	685.91 µS/cm	0.46 mg/L	10.30 NTU	-28.7 mV	25.80 ft	200.00 ml/min
10/8/2024 12:02 PM	01:25:00	6.67 pH	20.39 °C	684.73 µS/cm	0.47 mg/L	9.30 NTU	-21.3 mV	25.80 ft	200.00 ml/min
10/8/2024 12:07 PM	01:30:00	6.67 pH	20.40 °C	681.65 µS/cm	0.45 mg/L	7.42 NTU	-20.6 mV	25.80 ft	200.00 ml/min
10/8/2024 12:12 PM	01:35:00	6.67 pH	20.40 °C	680.22 µS/cm	0.45 mg/L	6.33 NTU	-27.5 mV	25.80 ft	200.00 ml/min
10/8/2024 12:17 PM	01:40:00	6.67 pH	20.47 °C	678.81 µS/cm	0.44 mg/L	6.46 NTU	-20.3 mV	25.80 ft	200.00 ml/min
10/8/2024 12:22 PM	01:45:00	6.67 pH	20.44 °C	676.99 µS/cm	0.42 mg/L	6.07 NTU	-21.5 mV	25.80 ft	200.00 ml/min
10/8/2024 12:27 PM	01:50:00	6.68 pH	20.43 °C	675.17 µS/cm	0.39 mg/L	5.80 NTU	-19.5 mV	25.80 ft	200.00 ml/min
10/8/2024 12:32 PM	01:55:00	6.68 pH	20.46 °C	671.72 µS/cm	0.37 mg/L	5.34 NTU	-19.9 mV	25.80 ft	200.00 ml/min
10/8/2024 12:37 PM	02:00:00	6.69 pH	20.42 °C	669.84 µS/cm	0.36 mg/L	4.99 NTU	-20.0 mV	25.80 ft	200.00 ml/min

Samples

Sample ID:	Description:
HAM-PT-08	Grab.

Low-Flow Test Report:

Test Date / Time: 10/9/2024 11:27:06 AM
Project: GP-Plant Hammond
Operator Name: Elisabeth R.

Location Name: PT-09 **Well Diameter: 2 in** **Screen Length: 10 ft** **Top of Screen: 20.47 ft** **Total Depth: 30.47 ft** **Initial Depth to Water: 16.32 ft**	**Pump Type: Peristaltic** **Tubing Type: Polyethylene** **Pump Intake From TOC: 25 ft** **Estimated Total Volume Pumped: 14 liter** **Flow Cell Volume: 90 ml** **Final Flow Rate: 200 ml/min** **Final Draw Down: 0.02 ft**	**Instrument Used: Aqua TROLL 400** **Serial Number: 968202**

Test Notes:
Appendix III & IV + Major Ions.

Low-Flow Readings:

Date Time	Elapsed Time	pH	Temperature	Specific Conductivity	RDO Concentration	Turbidity	ORP	Depth to Water	Flow
		+/- 0.1	+/- 0.5	+/- 5 %	+/- 0.2	+/- 5	+/- 10	+/- 0.3	
10/9/2024 11:27 AM	00:00	6.90 pH	21.72 °C	716.42 µS/cm	0.10 mg/L	6.37 NTU	96.4 mV	16.33 ft	200.00 ml/min
10/9/2024 11:32 AM	05:00	6.91 pH	21.32 °C	733.39 µS/cm	0.06 mg/L	5.81 NTU	111.0 mV	16.33 ft	200.00 ml/min
10/9/2024 11:37 AM	10:00	6.94 pH	21.27 °C	723.13 µS/cm	0.06 mg/L	5.55 NTU	83.4 mV	16.34 ft	200.00 ml/min
10/9/2024 11:42 AM	15:00	6.96 pH	21.10 °C	727.87 µS/cm	0.06 mg/L	12.20 NTU	74.9 mV	16.34 ft	200.00 ml/min
10/9/2024 11:47 AM	20:00	6.94 pH	21.09 °C	724.34 µS/cm	0.06 mg/L	12.31 NTU	72.9 mV	16.34 ft	200.00 ml/min
10/9/2024 11:52 AM	25:00	6.90 pH	21.19 °C	723.55 µS/cm	0.05 mg/L	16.10 NTU	73.2 mV	16.34 ft	200.00 ml/min
10/9/2024 11:57 AM	30:00	6.91 pH	21.10 °C	722.98 µS/cm	0.04 mg/L	14.10 NTU	73.4 mV	16.34 ft	200.00 ml/min
10/9/2024 12:02 PM	35:00	6.90 pH	21.23 °C	720.59 µS/cm	0.04 mg/L	13.70 NTU	93.2 mV	16.34 ft	200.00 ml/min
10/9/2024 12:07 PM	40:00	6.90 pH	21.32 °C	713.56 µS/cm	0.04 mg/L	10.20 NTU	78.3 mV	16.34 ft	200.00 ml/min
10/9/2024 12:12 PM	45:00	6.92 pH	21.35 °C	718.85 µS/cm	0.04 mg/L	8.19 NTU	77.7 mV	16.34 ft	200.00 ml/min
10/9/2024 12:17 PM	50:00	6.89 pH	21.37 °C	713.52 µS/cm	0.05 mg/L	7.80 NTU	78.5 mV	16.34 ft	200.00 ml/min
10/9/2024 12:22 PM	55:00	6.88 pH	21.39 °C	718.45 µS/cm	0.05 mg/L	6.78 NTU	99.1 mV	16.34 ft	200.00 ml/min
10/9/2024 12:27 PM	01:00:00	6.92 pH	21.45 °C	719.31 µS/cm	0.04 mg/L	5.33 NTU	82.7 mV	16.34 ft	200.00 ml/min
10/9/2024 12:32 PM	01:05:00	6.90 pH	21.43 °C	722.62 µS/cm	0.04 mg/L	3.46 NTU	100.9 mV	16.34 ft	200.00 ml/min

Samples

Sample ID:	Description:
HAM-PT-09	Grab.

Created using VuSitu from In-Situ, Inc.

Low-Flow Test Report:

Test Date / Time: 10/9/2024 11:19:02 AM
Project: GP-Plant Hammond
Operator Name: Zain W.

Location Name: PT-10 **Well Diameter: 2 in** **Casing Type: PVC** **Screen Length: 10 ft** **Top of Screen: 20.45 ft** **Total Depth: 30.45 ft** **Initial Depth to Water: 16.29 ft**	**Pump Type: Peristaltic** **Tubing Type: Polyethylene** **Pump Intake From TOC: 25.45 ft** **Estimated Total Volume Pumped: 22.5 liter** **Flow Cell Volume: 90 ml** **Final Flow Rate: 150 ml/min** **Final Draw Down: 0.02 ft**	**Instrument Used: Aqua TROLL 400** **Serial Number: 1080302**

Test Notes:
Appendix III & IV + Major Ions.

Weather Conditions:
Clear, 80 degrees F.

Low-Flow Readings:

Date Time	Elapsed Time	pH	Temperature	Specific Conductivity	RDO Concentration	Turbidity	ORP	Depth to Water	Flow
		+/- 0.1	+/- 0.5	+/- 5 %	+/- 0.2	+/- 5	+/- 10	+/- 0.3	
10/9/2024 11:19 AM	00:00	7.13 pH	20.65 °C	759.56 µS/cm	2.05 mg/L	4.70 NTU	-36.2 mV	16.29 ft	150.00 ml/min
10/9/2024 11:24 AM	05:00	7.13 pH	20.46 °C	762.50 µS/cm	1.52 mg/L	3.65 NTU	-37.5 mV	16.31 ft	150.00 ml/min
10/9/2024 11:29 AM	10:00	7.12 pH	20.39 °C	741.76 µS/cm	1.49 mg/L	1.79 NTU	-60.1 mV	16.31 ft	150.00 ml/min
10/9/2024 11:34 AM	15:00	7.12 pH	20.35 °C	732.05 µS/cm	2.62 mg/L	1.77 NTU	-61.0 mV	16.31 ft	150.00 ml/min
10/9/2024 11:39 AM	20:00	7.11 pH	20.42 °C	730.21 µS/cm	1.01 mg/L	2.06 NTU	-44.7 mV	16.31 ft	150.00 ml/min
10/9/2024 11:44 AM	25:00	7.10 pH	20.48 °C	733.14 µS/cm	2.43 mg/L	1.86 NTU	-62.7 mV	16.31 ft	150.00 ml/min
10/9/2024 11:49 AM	30:00	7.10 pH	20.47 °C	729.61 µS/cm	1.10 mg/L	1.44 NTU	-60.4 mV	16.31 ft	150.00 ml/min
10/9/2024 11:54 AM	35:00	7.08 pH	20.52 °C	708.54 µS/cm	1.37 mg/L	1.63 NTU	-55.2 mV	16.31 ft	150.00 ml/min
10/9/2024 11:59 AM	40:00	7.08 pH	20.52 °C	716.06 µS/cm	1.50 mg/L	1.01 NTU	-51.0 mV	16.31 ft	150.00 ml/min
10/9/2024 12:04 PM	45:00	7.07 pH	20.70 °C	721.43 µS/cm	2.43 mg/L	0.85 NTU	-49.9 mV	16.31 ft	150.00 ml/min
10/9/2024 12:09 PM	50:00	7.06 pH	20.69 °C	715.96 µS/cm	3.13 mg/L	0.72 NTU	-45.4 mV	16.31 ft	150.00 ml/min
10/9/2024 12:14 PM	55:00	7.06 pH	20.62 °C	709.34 µS/cm	2.23 mg/L	0.83 NTU	-44.8 mV	16.31 ft	150.00 ml/min
10/9/2024 12:19 PM	01:00:00	7.06 pH	20.47 °C	715.11 µS/cm	2.31 mg/L	0.60 NTU	-45.2 mV	16.31 ft	150.00 ml/min

10/9/2024 12:24 PM	01:05:00	7.06 pH	20.34 °C	709.49 µS/cm	4.13 mg/L	0.44 NTU	-42.9 mV	16.31 ft	150.00 ml/min
10/9/2024 12:29 PM	01:10:00	7.05 pH	20.33 °C	709.06 µS/cm	2.95 mg/L	0.49 NTU	-25.3 mV	16.31 ft	150.00 ml/min
10/9/2024 12:34 PM	01:15:00	7.05 pH	20.39 °C	712.58 µS/cm	2.66 mg/L	0.54 NTU	-40.1 mV	16.31 ft	150.00 ml/min
10/9/2024 12:39 PM	01:20:00	7.05 pH	20.56 °C	710.99 µS/cm	1.82 mg/L	0.50 NTU	-39.5 mV	16.31 ft	150.00 ml/min
10/9/2024 12:44 PM	01:25:00	7.05 pH	20.74 °C	698.13 µS/cm	2.93 mg/L	0.51 NTU	-39.4 mV	16.31 ft	150.00 ml/min
10/9/2024 12:49 PM	01:30:00	7.05 pH	20.71 °C	699.64 µS/cm	1.82 mg/L	0.48 NTU	-38.9 mV	16.31 ft	150.00 ml/min
10/9/2024 12:54 PM	01:35:00	7.04 pH	20.76 °C	702.33 µS/cm	1.11 mg/L	0.40 NTU	-38.0 mV	16.31 ft	150.00 ml/min
10/9/2024 12:59 PM	01:40:00	7.04 pH	20.75 °C	700.31 µS/cm	1.38 mg/L	0.72 NTU	-37.1 mV	16.31 ft	150.00 ml/min
10/9/2024 1:04 PM	01:45:00	7.04 pH	20.71 °C	671.37 µS/cm	1.74 mg/L	0.82 NTU	-37.0 mV	16.31 ft	150.00 ml/min
10/9/2024 1:09 PM	01:50:00	7.03 pH	20.74 °C	699.29 µS/cm	2.05 mg/L	0.93 NTU	-36.0 mV	16.31 ft	150.00 ml/min
10/9/2024 1:14 PM	01:55:00	7.03 pH	20.79 °C	685.35 µS/cm	2.04 mg/L	0.43 NTU	-21.4 mV	16.31 ft	150.00 ml/min
10/9/2024 1:19 PM	02:00:00	7.03 pH	20.87 °C	700.82 µS/cm	1.78 mg/L	0.32 NTU	-35.0 mV	16.31 ft	150.00 ml/min
10/9/2024 1:24 PM	02:05:00	7.03 pH	20.70 °C	709.62 µS/cm	0.29 mg/L	0.36 NTU	-35.8 mV	16.31 ft	150.00 ml/min
10/9/2024 1:29 PM	02:10:00	7.02 pH	20.57 °C	698.96 µS/cm	0.25 mg/L	0.31 NTU	-20.9 mV	16.31 ft	150.00 ml/min
10/9/2024 1:34 PM	02:15:00	7.02 pH	20.43 °C	689.09 µS/cm	0.24 mg/L	0.27 NTU	-20.0 mV	16.31 ft	150.00 ml/min
10/9/2024 1:39 PM	02:20:00	7.01 pH	20.49 °C	679.88 µS/cm	0.24 mg/L	0.24 NTU	-19.4 mV	16.31 ft	150.00 ml/min

Samples

Sample ID:	Description:
HAM-PT-10	Grab.

Low-Flow Test Report:

Test Date / Time: 10/9/2024 8:42:40 AM
Project: GP-Plant Hammond
Operator Name: Zain W.

Location Name: PT-11 **Well Diameter: 2 in** **Casing Type: PVC** **Screen Length: 10 ft** **Top of Screen: 16.9 ft** **Total Depth: 26.9 ft** **Initial Depth to Water: 12.82 ft**	**Pump Type: Peristaltic** **Tubing Type: Polyethylene** **Pump Intake From TOC: 21.9 ft** **Estimated Total Volume Pumped: 12.75 liter** **Flow Cell Volume: 90 ml** **Final Flow Rate: 150 ml/min** **Final Draw Down: 0 ft**	**Instrument Used: Aqua TROLL 400** **Serial Number: 1080302**

Test Notes:
Appendix III & IV + Major Ions.

Weather Conditions:
Clear, 70 degrees F.

Low-Flow Readings:

Date Time	Elapsed Time	pH	Temperature	Specific Conductivity	RDO Concentration	Turbidity	ORP	Depth to Water	Flow
		+/- 0.1	+/- 0.5	+/- 5 %	+/- 0.2	+/- 5	+/- 10	+/- 0.3	
10/9/2024 8:42 AM	00:00	6.76 pH	20.06 °C	662.03 µS/cm	0.33 mg/L	4.86 NTU	135.9 mV	12.82 ft	150.00 ml/min
10/9/2024 8:47 AM	05:00	6.76 pH	19.90 °C	672.16 µS/cm	0.27 mg/L	4.74 NTU	74.0 mV	12.82 ft	150.00 ml/min
10/9/2024 8:52 AM	10:00	6.74 pH	19.87 °C	680.99 µS/cm	0.31 mg/L	4.45 NTU	35.9 mV	12.82 ft	150.00 ml/min
10/9/2024 8:57 AM	15:00	6.72 pH	19.85 °C	667.58 µS/cm	0.28 mg/L	5.38 NTU	26.0 mV	12.82 ft	150.00 ml/min
10/9/2024 9:02 AM	20:00	6.70 pH	20.00 °C	672.34 µS/cm	0.26 mg/L	7.62 NTU	22.9 mV	12.82 ft	150.00 ml/min
10/9/2024 9:07 AM	25:00	6.69 pH	19.85 °C	682.97 µS/cm	0.19 mg/L	8.27 NTU	23.3 mV	12.82 ft	150.00 ml/min
10/9/2024 9:12 AM	30:00	6.68 pH	19.98 °C	675.89 µS/cm	0.18 mg/L	8.62 NTU	21.7 mV	12.82 ft	150.00 ml/min
10/9/2024 9:17 AM	35:00	6.67 pH	20.03 °C	669.65 µS/cm	0.20 mg/L	8.09 NTU	20.3 mV	12.82 ft	150.00 ml/min
10/9/2024 9:22 AM	40:00	6.66 pH	20.08 °C	676.07 µS/cm	2.05 mg/L	6.77 NTU	21.6 mV	12.82 ft	150.00 ml/min
10/9/2024 9:27 AM	45:00	6.67 pH	20.08 °C	674.38 µS/cm	1.31 mg/L	3.15 NTU	21.4 mV	12.82 ft	150.00 ml/min
10/9/2024 9:32 AM	50:00	6.66 pH	20.12 °C	664.57 µS/cm	1.13 mg/L	4.22 NTU	19.4 mV	12.82 ft	150.00 ml/min
10/9/2024 9:37 AM	55:00	6.66 pH	20.08 °C	661.60 µS/cm	1.15 mg/L	2.37 NTU	20.0 mV	12.82 ft	150.00 ml/min
10/9/2024 9:42 AM	01:00:00	6.65 pH	20.21 °C	664.43 µS/cm	0.24 mg/L	1.46 NTU	18.8 mV	12.82 ft	150.00 ml/min

10/9/2024 9:47 AM	01:05:00	6.66 pH	20.25 °C	671.17 µS/cm	0.19 mg/L	1.10 NTU	19.8 mV	12.82 ft	150.00 ml/min
10/9/2024 9:52 AM	01:10:00	6.65 pH	20.33 °C	665.32 µS/cm	0.17 mg/L	2.18 NTU	20.7 mV	12.82 ft	150.00 ml/min
10/9/2024 9:57 AM	01:15:00	6.64 pH	20.39 °C	652.56 µS/cm	0.17 mg/L	2.04 NTU	20.2 mV	12.82 ft	150.00 ml/min
10/9/2024 10:02 AM	01:20:00	6.64 pH	20.48 °C	664.68 µS/cm	0.16 mg/L	1.23 NTU	21.8 mV	12.82 ft	150.00 ml/min

Samples

Sample ID:	Description:
HAM-PT-11	Grab.

Low-Flow Test Report:

Test Date / Time: 10/9/2024 9:20:00 AM
Project: GP-Plant Hammond
Operator Name: Elisabeth R.

Location Name: PT-12 **Well Diameter: 2 in** **Casing Type: PVC** **Screen Length: 10 ft** **Top of Screen: 17.3 ft** **Total Depth: 27.3 ft** **Initial Depth to Water: 13.85 ft**	**Pump Type: Peristaltic** **Tubing Type: Polyethylene** **Pump Intake From TOC: 22.3 ft** **Estimated Total Volume Pumped: 15.5 liter** **Flow Cell Volume: 90 ml** **Final Flow Rate: 200 ml/min** **Final Draw Down: 0 ft**	**Instrument Used: Aqua TROLL 400** **Serial Number: 968202**

Test Notes:
Appendix III & IV + Major Ions.

Low-Flow Readings:

Date Time	Elapsed Time	pH	Temperature	Specific Conductivity	RDO Concentration	Turbidity	ORP	Depth to Water	Flow
		+/- 0.1	+/- 0.5	+/- 5 %	+/- 0.2	+/- 5	+/- 10	+/- 0.3	
10/9/2024 9:20 AM	00:00	6.86 pH	21.88 °C	617.87 µS/cm	0.17 mg/L	22.20 NTU	145.5 mV	13.85 ft	200.00 ml/min
10/9/2024 9:25 AM	05:00	6.88 pH	20.96 °C	695.52 µS/cm	0.16 mg/L	16.40 NTU	144.5 mV	13.85 ft	200.00 ml/min
10/9/2024 9:30 AM	10:00	6.87 pH	20.68 °C	684.40 µS/cm	0.13 mg/L	10.80 NTU	108.9 mV	13.85 ft	200.00 ml/min
10/9/2024 9:35 AM	15:00	6.85 pH	20.38 °C	686.47 µS/cm	0.13 mg/L	12.10 NTU	98.9 mV	13.85 ft	200.00 ml/min
10/9/2024 9:40 AM	20:00	6.86 pH	20.11 °C	696.91 µS/cm	0.10 mg/L	13.30 NTU	92.6 mV	13.85 ft	200.00 ml/min
10/9/2024 9:45 AM	25:00	6.83 pH	20.12 °C	696.13 µS/cm	0.09 mg/L	12.40 NTU	109.8 mV	13.85 ft	200.00 ml/min
10/9/2024 9:50 AM	30:00	6.82 pH	20.08 °C	672.72 µS/cm	0.08 mg/L	14.40 NTU	89.0 mV	13.85 ft	200.00 ml/min
10/9/2024 9:55 AM	35:00	6.82 pH	20.08 °C	688.98 µS/cm	0.06 mg/L	12.10 NTU	83.9 mV	13.85 ft	200.00 ml/min
10/9/2024 10:00 AM	40:00	6.81 pH	20.22 °C	690.82 µS/cm	0.06 mg/L	10.30 NTU	81.8 mV	13.85 ft	200.00 ml/min
10/9/2024 10:05 AM	45:00	6.80 pH	20.43 °C	689.05 µS/cm	0.07 mg/L	8.70 NTU	80.9 mV	13.85 ft	200.00 ml/min
10/9/2024 10:10 AM	50:00	6.80 pH	20.47 °C	687.27 µS/cm	0.05 mg/L	7.19 NTU	82.0 mV	13.85 ft	200.00 ml/min
10/9/2024 10:15 AM	55:00	6.79 pH	20.59 °C	685.78 µS/cm	0.07 mg/L	6.00 NTU	84.7 mV	13.85 ft	200.00 ml/min
10/9/2024 10:20 AM	01:00:00	6.79 pH	20.65 °C	694.08 µS/cm	0.09 mg/L	5.65 NTU	88.2 mV	13.85 ft	200.00 ml/min
10/9/2024 10:25 AM	01:05:00	6.79 pH	20.81 °C	691.29 µS/cm	0.07 mg/L	4.65 NTU	92.8 mV	13.85 ft	200.00 ml/min

Samples

Sample ID:	Description:
HAM-PT-12	Grab.

Low-Flow Test Report:

Test Date / Time: 10/8/2024 10:45:45 AM
Project: GP-Plant Hammond
Operator Name: Zain W.

Location Name: PT-13 **Well Diameter: 2 in** **Casing Type: PVC** **Screen Length: 10 ft** **Top of Screen: 35.3 ft** **Total Depth: 45.3 ft** **Initial Depth to Water: 25.45 ft**	**Pump Type: Bladder** **Tubing Type: Polyethylene Pump** **Intake From TOC: 40.3 ft** **Estimated Total Volume Pumped: 20.25 liter** **Flow Cell Volume: 90 ml** **Final Flow Rate: 150 ml/min Final Draw Down: -0.09 ft**	**Instrument Used: Aqua TROLL 400** **Serial Number: 1080302**

Test Notes:
Appendix III & IV + Major Ions.

Weather Conditions:
Clear, 70 degrees F.

Low-Flow Readings:

Date Time	Elapsed Time	pH	Temperature	Specific Conductivity	RDO Concentration	Turbidity	ORP	Depth to Water	Flow
		+/- 0.1	+/- 0.5	+/- 5 %	+/- 0.2	+/- 5	+/- 10	+/- 0.3	
10/8/2024 10:45 AM	00:00	6.65 pH	20.26 °C	739.61 µS/cm	1.14 mg/L	183.00 NTU	-30.1 mV	25.45 ft	150.00 ml/min
10/8/2024 10:50 AM	05:00	6.66 pH	20.19 °C	729.76 µS/cm	0.85 mg/L	203.00 NTU	-42.2 mV	25.34 ft	150.00 ml/min
10/8/2024 10:55 AM	10:00	6.66 pH	20.14 °C	730.44 µS/cm	0.62 mg/L	148.00 NTU	-28.7 mV	25.34 ft	150.00 ml/min
10/8/2024 11:00 AM	15:00	6.66 pH	20.12 °C	728.40 µS/cm	0.51 mg/L	79.50 NTU	-29.6 mV	25.35 ft	150.00 ml/min
10/8/2024 11:05 AM	20:00	6.66 pH	20.12 °C	725.88 µS/cm	0.45 mg/L	60.70 NTU	-30.7 mV	25.36 ft	150.00 ml/min
10/8/2024 11:10 AM	25:00	6.66 pH	20.12 °C	731.22 µS/cm	0.39 mg/L	48.90 NTU	-31.5 mV	25.36 ft	150.00 ml/min
10/8/2024 11:15 AM	30:00	6.66 pH	20.08 °C	737.12 µS/cm	0.34 mg/L	39.00 NTU	-33.4 mV	25.36 ft	150.00 ml/min
10/8/2024 11:20 AM	35:00	6.66 pH	20.08 °C	733.88 µS/cm	0.33 mg/L	29.90 NTU	-32.9 mV	25.36 ft	150.00 ml/min
10/8/2024 11:25 AM	40:00	6.66 pH	20.09 °C	731.37 µS/cm	0.28 mg/L	21.70 NTU	-31.8 mV	25.36 ft	150.00 ml/min
10/8/2024 11:30 AM	45:00	6.65 pH	20.12 °C	729.19 µS/cm	0.26 mg/L	18.00 NTU	-32.3 mV	25.36 ft	150.00 ml/min
10/8/2024 11:35 AM	50:00	6.66 pH	20.09 °C	720.87 µS/cm	0.24 mg/L	16.50 NTU	-31.8 mV	25.36 ft	150.00 ml/min
10/8/2024 11:40 AM	55:00	6.66 pH	20.08 °C	724.33 µS/cm	0.23 mg/L	14.80 NTU	-32.4 mV	25.36 ft	150.00 ml/min
10/8/2024 11:45 AM	01:00:00	6.65 pH	20.08 °C	720.68 µS/cm	0.21 mg/L	13.20 NTU	-31.8 mV	25.36 ft	150.00 ml/min

10/8/2024 11:50 AM	01:05:00	6.65 pH	20.07 °C	718.91 µS/cm	0.20 mg/L	11.90 NTU	-31.5 mV	25.36 ft	150.00 ml/min
10/8/2024 11:55 AM	01:10:00	6.65 pH	20.12 °C	715.70 µS/cm	0.20 mg/L	11.30 NTU	-31.0 mV	25.36 ft	150.00 ml/min
10/8/2024 12:00 PM	01:15:00	6.65 pH	20.07 °C	714.35 µS/cm	0.19 mg/L	9.08 NTU	-30.8 mV	25.36 ft	150.00 ml/min
10/8/2024 12:05 PM	01:20:00	6.65 pH	20.11 °C	710.63 µS/cm	0.19 mg/L	8.43 NTU	-30.9 mV	25.36 ft	150.00 ml/min
10/8/2024 12:10 PM	01:25:00	6.65 pH	20.14 °C	707.51 µS/cm	0.18 mg/L	7.31 NTU	-30.3 mV	25.36 ft	150.00 ml/min
10/8/2024 12:15 PM	01:30:00	6.65 pH	20.15 °C	707.18 µS/cm	0.18 mg/L	7.40 NTU	-30.1 mV	25.36 ft	150.00 ml/min
10/8/2024 12:20 PM	01:35:00	6.66 pH	20.15 °C	701.85 µS/cm	0.17 mg/L	6.61 NTU	-30.4 mV	25.36 ft	150.00 ml/min
10/8/2024 12:25 PM	01:40:00	6.65 pH	20.15 °C	698.33 µS/cm	0.17 mg/L	6.23 NTU	-30.4 mV	25.36 ft	150.00 ml/min
10/8/2024 12:30 PM	01:45:00	6.65 pH	20.20 °C	694.60 µS/cm	0.17 mg/L	5.90 NTU	-29.5 mV	25.36 ft	150.00 ml/min
10/8/2024 12:35 PM	01:50:00	6.65 pH	20.19 °C	692.54 µS/cm	0.16 mg/L	6.18 NTU	-29.7 mV	25.36 ft	150.00 ml/min
10/8/2024 12:40 PM	01:55:00	6.65 pH	20.20 °C	689.98 µS/cm	0.16 mg/L	5.62 NTU	-43.9 mV	25.36 ft	150.00 ml/min
10/8/2024 12:45 PM	02:00:00	6.65 pH	20.20 °C	688.13 µS/cm	0.16 mg/L	5.44 NTU	-29.2 mV	25.36 ft	150.00 ml/min
10/8/2024 12:50 PM	02:05:00	6.65 pH	20.21 °C	693.81 µS/cm	0.16 mg/L	5.18 NTU	-29.6 mV	25.36 ft	150.00 ml/min
10/8/2024 12:55 PM	02:10:00	6.65 pH	20.24 °C	691.25 µS/cm	0.15 mg/L	4.83 NTU	-29.4 mV	25.36 ft	150.00 ml/min

Samples

Sample ID:	Description:
HAM-PT-13	Grab.

Low-Flow Test Report:

Test Date / Time: 10/8/2024 2:32:10 PM
Project: GP-Plant Hammond
Operator Name: Elisabeth R.

Location Name: PT-14 **Well Diameter: 2 in** **Casing Type: PVC** **Screen Length: 10 ft** **Top of Screen: 35.3 ft** **Total Depth: 45.3 ft** **Initial Depth to Water: 25.4 ft**	**Pump Type: Bladder** **Tubing Type: Polyethylene** **Pump Intake From TOC: 40.3 ft** **Estimated Total Volume Pumped: 11 liter** **Flow Cell Volume: 90 ml** **Final Flow Rate: 200 ml/min** **Final Draw Down: 0.03 ft**	**Instrument Used: Aqua TROLL 400** **Serial Number: 968202**

Test Notes:
Appendix III & IV + Major Ions.

Low-Flow Readings:

Date Time	Elapsed Time	pH	Temperature	Specific Conductivity	RDO Concentration	Turbidity	ORP	Depth to Water	Flow
		+/- 0.1	+/- 0.5	+/- 5 %	+/- 0.2	+/- 5	+/- 10	+/- 0.3	
10/8/2024 2:32 PM	00:00	6.84 pH	21.79 °C	786.91 µS/cm	1.06 mg/L	70.80 NTU	-115.2 mV	25.40 ft	200.00 ml/min
10/8/2024 2:37 PM	05:00	6.85 pH	21.59 °C	788.61 µS/cm	0.77 mg/L	53.90 NTU	-114.3 mV	25.40 ft	200.00 ml/min
10/8/2024 2:42 PM	10:00	6.86 pH	21.40 °C	789.19 µS/cm	0.65 mg/L	37.60 NTU	-123.5 mV	25.42 ft	200.00 ml/min
10/8/2024 2:47 PM	15:00	6.86 pH	21.22 °C	788.23 µS/cm	0.59 mg/L	24.50 NTU	-115.1 mV	25.43 ft	200.00 ml/min
10/8/2024 2:52 PM	20:00	6.87 pH	21.10 °C	792.46 µS/cm	0.41 mg/L	19.70 NTU	-115.9 mV	25.43 ft	200.00 ml/min
10/8/2024 2:57 PM	25:00	6.87 pH	21.10 °C	794.42 µS/cm	0.36 mg/L	14.60 NTU	-116.4 mV	25.43 ft	200.00 ml/min
10/8/2024 3:02 PM	30:00	6.87 pH	20.99 °C	793.88 µS/cm	0.29 mg/L	13.10 NTU	-116.9 mV	25.43 ft	200.00 ml/min
10/8/2024 3:07 PM	35:00	6.87 pH	20.92 °C	794.06 µS/cm	0.25 mg/L	11.70 NTU	-116.8 mV	25.43 ft	200.00 ml/min
10/8/2024 3:12 PM	40:00	6.87 pH	20.96 °C	792.83 µS/cm	0.22 mg/L	10.00 NTU	-117.4 mV	25.43 ft	200.00 ml/min
10/8/2024 3:17 PM	45:00	6.87 pH	20.85 °C	793.65 µS/cm	0.21 mg/L	8.00 NTU	-117.1 mV	25.43 ft	200.00 ml/min
10/8/2024 3:22 PM	50:00	6.87 pH	20.83 °C	793.03 µS/cm	0.19 mg/L	4.20 NTU	-125.1 mV	25.43 ft	200.00 ml/min

Samples

Sample ID:	Description:
HAM-PT-14	Grab.

Low-Flow Test Report:

Test Date / Time: 10/8/2024 4:09:48 PM
Project: GP-Plant Hammond
Operator Name: Zain W.

Location Name: PT-15 **Well Diameter: 2 in** **Casing Type: PVC** **Screen Length: 10 ft** **Top of Screen: 35.3 ft** **Total Depth: 45.3 ft** **Initial Depth to Water: 25.37 ft**	**Pump Type: Bladder** **Tubing Type: Polyethylene** **Pump Intake From TOC: 40.3 ft** **Estimated Total Volume Pumped: 8.25 liter** **Flow Cell Volume: 90 ml** **Final Flow Rate: 150 ml/min** **Final Draw Down: -0.17 ft**	**Instrument Used: Aqua TROLL 400** **Serial Number: 1080302**

Test Notes:
Appendix III & IV + Major Ions.

Weather Conditions:
Clear, 80 degrees F.

Low-Flow Readings:

Date Time	Elapsed Time	pH	Temperature	Specific Conductivity	RDO Concentration	Turbidity	ORP	Depth to Water	Flow
		+/- 0.1	+/- 0.5	+/- 5 %	+/- 0.2	+/- 5	+/- 10	+/- 0.3	
10/8/2024 4:09 PM	00:00	6.76 pH	27.28 °C	650.15 µS/cm	3.88 mg/L	151.00 NTU	6.0 mV	25.37 ft	150.00 ml/min
10/8/2024 4:14 PM	05:00	6.73 pH	21.09 °C	682.96 µS/cm	2.40 mg/L	77.80 NTU	8.7 mV	25.18 ft	150.00 ml/min
10/8/2024 4:19 PM	10:00	6.73 pH	20.69 °C	683.14 µS/cm	1.98 mg/L	65.30 NTU	5.3 mV	25.20 ft	150.00 ml/min
10/8/2024 4:24 PM	15:00	6.73 pH	20.61 °C	681.47 µS/cm	1.71 mg/L	53.60 NTU	9.9 mV	25.20 ft	150.00 ml/min
10/8/2024 4:29 PM	20:00	6.73 pH	20.52 °C	681.63 µS/cm	1.48 mg/L	20.20 NTU	6.2 mV	25.20 ft	150.00 ml/min
10/8/2024 4:34 PM	25:00	6.72 pH	20.54 °C	679.00 µS/cm	1.33 mg/L	12.90 NTU	11.0 mV	25.20 ft	150.00 ml/min
10/8/2024 4:39 PM	30:00	6.72 pH	20.52 °C	681.95 µS/cm	1.22 mg/L	7.36 NTU	11.9 mV	25.20 ft	150.00 ml/min
10/8/2024 4:44 PM	35:00	6.72 pH	20.51 °C	678.89 µS/cm	1.13 mg/L	6.83 NTU	12.9 mV	25.20 ft	150.00 ml/min
10/8/2024 4:49 PM	40:00	6.72 pH	20.49 °C	678.97 µS/cm	1.03 mg/L	5.22 NTU	13.3 mV	25.20 ft	150.00 ml/min
10/8/2024 4:54 PM	45:00	6.72 pH	20.47 °C	676.55 µS/cm	0.95 mg/L	4.74 NTU	13.5 mV	25.20 ft	150.00 ml/min
10/8/2024 4:59 PM	50:00	6.72 pH	20.43 °C	674.38 µS/cm	0.91 mg/L	3.69 NTU	13.2 mV	25.20 ft	150.00 ml/min

Samples

Sample ID:	Description:
HAM-PT-15	Grab.
HAM-AP1-FD-01	Grab.

Created using VuSitu from In-Situ, Inc.

Low-Flow Test Report:

Test Date / Time: 10/16/2024 1:13:10 PM
Project: GP-Plant Hammond
Operator Name: Jamie Newsome

Location Name: INW-03 **Well Diameter: 2 in** **Casing Type: PVC** **Screen Length: 10 ft** **Top of Screen: 17.4 ft** **Total Depth: 27.4 ft** **Initial Depth to Water: 13.37 ft**	**Pump Type: Peristaltic** **Tubing Type: Poly** **Pump Intake From TOC: 25.47 ft** **Estimated Total Volume Pumped: 2000 ml** **Flow Cell Volume: 90 ml** **Final Flow Rate: 200 ml/min** **Final Draw Down: 0 ft**	**Instrument Used: Aqua TROLL 400** **Serial Number: 843285**

Test Notes:
No samples, field parameters only.

Weather Conditions:
Sunny, 65 degrees F.

Low-Flow Readings:

Date Time	Elapsed Time	pH	Temperature	Specific Conductivity	RDO Concentration	Turbidity	ORP	Depth to Water	Flow
		+/- 0.1	+/- 0.5	+/- 5 %	+/- 0.2	+/- 5	+/- 10	+/- 0.3	
10/16/2024 1:13 PM	00:00	6.05 pH	20.87 °C	716.81 µS/cm	0.22 mg/L	24.20 NTU	-6.0 mV	13.37 ft	200.00 ml/min
10/16/2024 1:18 PM	05:00	6.09 pH	20.55 °C	715.49 µS/cm	0.11 mg/L	19.90 NTU	-9.5 mV	13.37 ft	200.00 ml/min
10/16/2024 1:23 PM	10:00	6.05 pH	20.15 °C	722.72 µS/cm	0.07 mg/L	21.20 NTU	-9.0 mV	13.37 ft	200.00 ml/min

Samples

Sample ID:	Description:

Low-Flow Test Report:

Test Date / Time: 10/15/2024 3:05:38 PM
Project: GP-Plant Hammond
Operator Name: Jamie Newsome

Location Name: INW-04 **Well Diameter: 2 in** **Casing Type: PVC** **Screen Length: 10 ft** **Top of Screen: 35.3 ft** **Total Depth: 45.3 ft** **Initial Depth to Water: 25.45 ft**	**Pump Type: Bladder** **Tubing Type: Poly** **Pump Intake From TOC: 40 ft** **Estimated Total Volume Pumped: 2000 ml** **Flow Cell Volume: 90 ml** **Final Flow Rate: 200 ml/min** **Final Draw Down: 0 ft**	**Instrument Used: Aqua TROLL 400** **Serial Number: 843285**

Test Notes:
No sample, field parameters only.

Weather Conditions:
Cloudy, 65 degrees F.

Low-Flow Readings:

Date Time	Elapsed Time	pH	Temperature	Specific Conductivity	RDO Concentration	Turbidity	ORP	Depth to Water	Flow
		+/- 0.1	+/- 0.5	+/- 5 %	+/- 0.2	+/- 5	+/- 10	+/- 0.3	
10/15/2024 3:05 PM	00:00	6.70 pH	20.65 °C	729.74 µS/cm	0.61 mg/L	++++	-66.0 mV	25.45 ft	200.00 ml/min
10/15/2024 3:10 PM	05:00	6.68 pH	20.02 °C	731.62 µS/cm	1.17 mg/L	++++	-65.2 mV	25.45 ft	200.00 ml/min
10/15/2024 3:15 PM	10:00	6.68 pH	19.95 °C	728.50 µS/cm	1.34 mg/L	++++	-71.1 mV	25.45 ft	200.00 ml/min

Samples

Sample ID:	Description:

Low-Flow Test Report:

Test Date / Time: 10/15/2024 3:30:20 PM
Project: GP-Plant Hammond
Operator Name: Jamie Newsome

Location Name: INW-05 **Well Diameter: 2 in** **Casing Type: PVC** **Screen Length: 10 ft** **Top of Screen: 35.3 ft** **Total Depth: 45.3 ft** **Initial Depth to Water: 25.94 ft**	**Pump Type: Bladder** **Tubing Type: Poly** **Pump Intake From TOC: 40 ft** **Estimated Total Volume Pumped: 2000 ml** **Flow Cell Volume: 90 ml** **Final Flow Rate: 200 ml/min** **Final Draw Down: 0 ft**	**Instrument Used: Aqua TROLL 400** **Serial Number: 843285**

Test Notes:
No samples, field parameters only.

Weather Conditions:
Cloudy, 65 degrees F.

Low-Flow Readings:

Date Time	Elapsed Time	pH	Temperature	Specific Conductivity	RDO Concentration	Turbidity	ORP	Depth to Water	Flow
		+/- 0.1	+/- 0.5	+/- 5 %	+/- 0.2	+/- 5	+/- 10	+/- 0.3	
10/15/2024 3:30 PM	00:00	6.16 pH	20.20 °C	561.56 µS/cm	1.41 mg/L		42.1 mV	25.94 ft	200.00 ml/min
10/15/2024 3:35 PM	05:00	6.24 pH	20.05 °C	607.26 µS/cm	1.66 mg/L		22.8 mV	25.94 ft	200.00 ml/min
10/15/2024 3:40 PM	10:00	6.29 pH	19.93 °C	628.69 µS/cm	1.38 mg/L		13.1 mV	25.94 ft	200.00 ml/min

Samples

Sample ID:	Description:

Low-Flow Test Report:

Test Date / Time: 10/15/2024 1:50:47 PM
Project: GP-Plant Hammond
Operator Name: Jamie Newsome

Location Name: PT-07 **Well Diameter: 2 in** **Casing Type: PVC** **Screen Length: 10 ft** **Top of Screen: 37.6 ft** **Total Depth: 47.6 ft** **Initial Depth to Water: 26.16 ft**	**Pump Type: Bladder** **Tubing Type: Poly** **Pump Intake From TOC: 40 ft** **Estimated Total Volume Pumped: 6476.667 ml** **Flow Cell Volume: 90 ml** **Final Flow Rate: 200 ml/min** **Final Draw Down: 0 ft**	**Instrument Used: Aqua TROLL 400** **Serial Number: 843285**

Test Notes:
Metals. Fe = 1.0 mg/L Fe2+ = 0.5 mg/L

Weather Conditions:
Cloudy, 65 degrees F.

Low-Flow Readings:

Date Time	Elapsed Time	pH	Temperature	Specific Conductivity	RDO Concentration	Turbidity	ORP	Depth to Water	Flow
		+/- 0.1	+/- 0.5	+/- 5 %	+/- 0.2	+/- 5	+/- 10	+/- 0.3	
10/15/2024 1:50 PM	00:00	6.74 pH	20.11 °C	748.88 µS/cm	0.52 mg/L	13.30 NTU	-53.1 mV	26.16 ft	200.00 ml/min
10/15/2024 1:55 PM	05:00	6.74 pH	19.79 °C	752.32 µS/cm	0.27 mg/L	3.39 NTU	-57.7 mV	26.16 ft	200.00 ml/min
10/15/2024 2:00 PM	10:00	6.75 pH	19.63 °C	749.58 µS/cm	0.25 mg/L	3.16 NTU	-54.4 mV	26.16 ft	200.00 ml/min
10/15/2024 2:05 PM	15:00	6.75 pH	19.62 °C	749.03 µS/cm	0.15 mg/L	2.03 NTU	-54.3 mV	26.16 ft	200.00 ml/min
10/15/2024 2:10 PM	20:00	6.75 pH	19.58 °C	748.34 µS/cm	0.11 mg/L	0.92 NTU	-53.4 mV	26.16 ft	200.00 ml/min
10/15/2024 2:15 PM	25:00	6.75 pH	19.53 °C	748.01 µS/cm	0.15 mg/L	1.45 NTU	-59.1 mV	26.16 ft	200.00 ml/min
10/15/2024 2:20 PM	30:00	6.75 pH	19.49 °C	747.98 µS/cm	0.09 mg/L	1.12 NTU	-59.5 mV	26.16 ft	200.00 ml/min

Samples

Sample ID:	Description:

Low-Flow Test Report:

Test Date / Time: 10/15/2024 12:15:31 PM
Project: GP-Plant Hammond
Operator Name: Amanda Tomlinson

Location Name: PT-08 **Well Diameter: 2 in** **Casing Type: PVC** **Screen Length: 10 ft** **Top of Screen: 32.2 ft** **Total Depth: 42.2 ft** **Initial Depth to Water: 25.98 ft**	**Pump Type: Bladder** **Tubing Type: Polyethylene** **Pump Intake From TOC: 42.6 ft** **Estimated Total Volume Pumped: 24000 ml** **Flow Cell Volume: 90 ml** **Final Flow Rate: 200 ml/min** **Final Draw Down: 0.04 ft**	**Instrument Used: Aqua TROLL 400** **Serial Number: 843593**

Test Notes:
Metals. Total Fe: 2.5 mg/L. Fe2+: 2.0 mg/L.

Weather Conditions:
Partly cloudy, 59 degrees F.

Low-Flow Readings:

Date Time	Elapsed Time	pH	Temperature	Specific Conductivity	RDO Concentration	Turbidity	ORP	Depth to Water	Flow
		+/- 0.1	+/- 0.5	+/- 5 %	+/- 0.2	+/- 5	+/- 10	+/- 0.3	
10/15/2024 12:15 PM	00:00	6.74 pH	20.21 °C	662.24 µS/cm	0.92 mg/L	1,694.0 NTU	4.9 mV	26.01 ft	200.00 ml/min
10/15/2024 12:20 PM	05:00	6.68 pH	20.36 °C	668.30 µS/cm	0.83 mg/L	1,165.0 NTU	16.7 mV	26.01 ft	200.00 ml/min
10/15/2024 12:25 PM	10:00	6.68 pH	19.95 °C	659.01 µS/cm	0.80 mg/L	733.00 NTU	27.7 mV	26.01 ft	200.00 ml/min
10/15/2024 12:30 PM	15:00	6.69 pH	19.81 °C	665.83 µS/cm	0.66 mg/L	113.00 NTU	27.6 mV	26.01 ft	200.00 ml/min
10/15/2024 12:35 PM	20:00	6.69 pH	19.77 °C	675.02 µS/cm	0.50 mg/L	87.37 NTU	28.0 mV	26.02 ft	200.00 ml/min
10/15/2024 12:40 PM	25:00	6.69 pH	20.04 °C	681.94 µS/cm	0.41 mg/L	65.96 NTU	22.5 mV	26.02 ft	200.00 ml/min
10/15/2024 12:45 PM	30:00	6.72 pH	20.23 °C	682.16 µS/cm	0.38 mg/L	51.32 NTU	20.1 mV	26.02 ft	200.00 ml/min
10/15/2024 12:50 PM	35:00	6.72 pH	20.10 °C	682.00 µS/cm	0.36 mg/L	41.43 NTU	21.2 mV	26.02 ft	200.00 ml/min
10/15/2024 12:55 PM	40:00	6.72 pH	20.22 °C	688.29 µS/cm	0.40 mg/L	32.86 NTU	20.3 mV	26.02 ft	200.00 ml/min
10/15/2024 1:00 PM	45:00	6.72 pH	20.22 °C	690.13 µS/cm	0.36 mg/L	26.81 NTU	20.6 mV	26.02 ft	200.00 ml/min
10/15/2024 1:05 PM	50:00	6.74 pH	19.75 °C	688.15 µS/cm	0.33 mg/L	19.78 NTU	20.4 mV	26.02 ft	200.00 ml/min
10/15/2024 1:10 PM	55:00	6.75 pH	19.90 °C	692.50 µS/cm	0.30 mg/L	17.81 NTU	18.3 mV	26.02 ft	200.00 ml/min
10/15/2024 1:15 PM	01:00:00	6.76 pH	19.82 °C	691.94 µS/cm	0.29 mg/L	14.79 NTU	15.4 mV	26.02 ft	200.00 ml/min
10/15/2024 1:20 PM	01:05:00	6.75 pH	20.11 °C	698.73 µS/cm	0.27 mg/L	12.90 NTU	8.4 mV	26.02 ft	200.00 ml/min

10/15/2024 1:25 PM	01:10:00	6.78 pH	20.13 °C	696.67 µS/cm	0.30 mg/L	11.35 NTU	9.7 mV	26.02 ft	200.00 ml/min
10/15/2024 1:30 PM	01:15:00	6.79 pH	20.13 °C	700.01 µS/cm	0.28 mg/L	9.63 NTU	5.2 mV	26.02 ft	200.00 ml/min
10/15/2024 1:35 PM	01:20:00	6.80 pH	20.13 °C	699.73 µS/cm	0.29 mg/L	8.64 NTU	5.0 mV	26.02 ft	200.00 ml/min
10/15/2024 1:40 PM	01:25:00	6.80 pH	20.04 °C	699.71 µS/cm	0.29 mg/L	8.42 NTU	5.7 mV	26.02 ft	200.00 ml/min
10/15/2024 1:45 PM	01:30:00	6.82 pH	19.77 °C	700.29 µS/cm	0.29 mg/L	7.38 NTU	3.6 mV	26.02 ft	200.00 ml/min
10/15/2024 1:50 PM	01:35:00	6.83 pH	19.73 °C	700.81 µS/cm	0.29 mg/L	7.56 NTU	0.3 mV	26.02 ft	200.00 ml/min
10/15/2024 1:55 PM	01:40:00	6.83 pH	19.59 °C	699.94 µS/cm	0.28 mg/L	6.20 NTU	-2.9 mV	26.02 ft	200.00 ml/min
10/15/2024 2:00 PM	01:45:00	6.83 pH	19.58 °C	700.68 µS/cm	0.28 mg/L	6.42 NTU	-7.8 mV	26.02 ft	200.00 ml/min
10/15/2024 2:05 PM	01:50:00	6.85 pH	19.64 °C	703.47 µS/cm	0.28 mg/L	5.70 NTU	-10.4 mV	26.02 ft	200.00 ml/min
10/15/2024 2:10 PM	01:55:00	6.85 pH	19.47 °C	703.51 µS/cm	0.28 mg/L	5.37 NTU	-13.8 mV	26.02 ft	200.00 ml/min
10/15/2024 2:15 PM	02:00:00	6.84 pH	19.46 °C	702.16 µS/cm	0.29 mg/L	4.95 NTU	-15.5 mV	26.02 ft	200.00 ml/min

Samples

Sample ID:	Description:
HAM-PT-08	Grab.

Low-Flow Test Report:

Test Date / Time: 10/16/2024 11:20:36 AM
Project: GP-Plant Hammond
Operator Name: Jamie Newsome

Location Name: PT-09 **Well Diameter: 2 in** **Casing Type: PVC** **Screen Length: 10 ft** **Top of Screen: 20.47 ft** **Total Depth: 30.47 ft** **Initial Depth to Water: 16.65 ft**	**Pump Type: Peristaltic** **Tubing Type: Poly** **Pump Intake From TOC: 25.47 ft** **Estimated Total Volume Pumped: 13000 ml** **Flow Cell Volume: 90 ml** **Final Flow Rate: 200 ml/min** **Final Draw Down: 0.05 ft**	**Instrument Used: Aqua TROLL 400** **Serial Number: 843285**

Test Notes:
Metals. Fe = 0 mg/L Fe2+ = 0 mg/L.

Weather Conditions:
Sunny, 65 degrees F.

Low-Flow Readings:

Date Time	Elapsed Time	pH	Temperature	Specific Conductivity	RDO Concentration	Turbidity	ORP	Depth to Water	Flow
		+/- 0.1	+/- 0.5	+/- 5 %	+/- 0.2	+/- 5	+/- 10	+/- 0.3	
10/16/2024 11:20 AM	00:00	6.68 pH	19.40 °C	771.21 µS/cm	0.28 mg/L	59.50 NTU	52.4 mV	16.65 ft	200.00 ml/min
10/16/2024 11:25 AM	05:00	6.72 pH	18.79 °C	768.91 µS/cm	0.17 mg/L	51.60 NTU	54.3 mV	16.65 ft	200.00 ml/min
10/16/2024 11:30 AM	10:00	6.74 pH	18.62 °C	761.50 µS/cm	0.09 mg/L	41.70 NTU	46.5 mV	16.65 ft	200.00 ml/min
10/16/2024 11:35 AM	15:00	6.75 pH	18.72 °C	764.96 µS/cm	0.07 mg/L	35.90 NTU	45.2 mV	16.70 ft	200.00 ml/min
10/16/2024 11:40 AM	20:00	6.78 pH	18.64 °C	762.76 µS/cm	0.06 mg/L	36.60 NTU	44.6 mV	16.70 ft	200.00 ml/min
10/16/2024 11:45 AM	25:00	6.78 pH	18.86 °C	758.23 µS/cm	0.05 mg/L	31.10 NTU	44.1 mV	16.70 ft	200.00 ml/min
10/16/2024 11:50 AM	30:00	6.78 pH	18.89 °C	756.87 µS/cm	0.05 mg/L	24.40 NTU	43.2 mV	16.70 ft	200.00 ml/min
10/16/2024 11:55 AM	35:00	6.79 pH	18.77 °C	748.27 µS/cm	0.05 mg/L	21.20 NTU	42.9 mV	16.70 ft	200.00 ml/min
10/16/2024 12:00 PM	40:00	6.78 pH	18.95 °C	762.03 µS/cm	0.05 mg/L	16.10 NTU	42.1 mV	16.70 ft	200.00 ml/min
10/16/2024 12:05 PM	45:00	6.79 pH	19.09 °C	756.65 µS/cm	0.04 mg/L	15.60 NTU	41.5 mV	16.70 ft	200.00 ml/min
10/16/2024 12:10 PM	50:00	6.79 pH	18.89 °C	760.92 µS/cm	0.04 mg/L	11.50 NTU	41.3 mV	16.70 ft	200.00 ml/min
10/16/2024 12:15 PM	55:00	6.79 pH	18.87 °C	760.98 µS/cm	0.04 mg/L	7.81 NTU	40.8 mV	16.70 ft	200.00 ml/min
10/16/2024 12:20 PM	01:00:00	6.78 pH	18.77 °C	760.86 µS/cm	0.04 mg/L	5.79 NTU	40.6 mV	16.70 ft	200.00 ml/min

10/16/2024 12:25 PM	01:05:00	6.79 pH	19.06 °C	759.06 µS/cm	0.04 mg/L	4.92 NTU	39.2 mV	16.70 ft	200.00 ml/min

Samples

Sample ID:	Description:
HAM-PT-09	Grab.

Created using VuSitu from In-Situ, Inc.

Low-Flow Test Report:

Test Date / Time: 10/16/2024 9:40:15 AM
Project: GP-Plant Hammond
Operator Name: Amanda Tomlinson

Location Name: PT-10 **Well Diameter: 2 in** **Casing Type: PVC** **Screen Length: 10 ft** **Top of Screen: 20.45 ft** **Total Depth: 30.45 ft** **Initial Depth to Water: 16.75 ft**	**Pump Type: Peristaltic** **Tubing Type: Polyethylene** **Pump Intake From TOC: 25.45 ft** **Estimated Total Volume Pumped: 11233.333 ml** **Flow Cell Volume: 90 ml** **Final Flow Rate: 200 ml/min** **Final Draw Down: 0.02 ft**	**Instrument Used: Aqua TROLL 400** **Serial Number: 843593**

Test Notes:
Metals. Total Fe: 0.5 mg/L. Fe2+: 0.25 mg/L.

Weather Conditions:
Clear, 42 degrees F.

Low-Flow Readings:

Date Time	Elapsed Time	pH	Temperature	Specific Conductivity	RDO Concentration	Turbidity	ORP	Depth to Water	Flow
		+/- 0.1	+/- 0.5	+/- 5 %	+/- 0.2	+/- 5	+/- 10	+/- 0.3	
10/16/2024 9:40 AM	00:00	7.38 pH	17.29 °C	723.06 µS/cm	0.44 mg/L	62.53 NTU	1.5 mV	16.77 ft	200.00 ml/min
10/16/2024 9:45 AM	05:00	7.33 pH	17.67 °C	716.50 µS/cm	0.49 mg/L	57.43 NTU	-28.4 mV	16.77 ft	200.00 ml/min
10/16/2024 9:46 AM	06:10	7.35 pH	17.73 °C	716.21 µS/cm	0.37 mg/L		-27.4 mV	16.77 ft	200.00 ml/min
10/16/2024 9:51 AM	11:10	7.41 pH	17.57 °C	718.59 µS/cm	0.28 mg/L	40.69 NTU	-53.4 mV	16.77 ft	200.00 ml/min
10/16/2024 9:56 AM	16:10	7.51 pH	17.63 °C	727.17 µS/cm	0.22 mg/L	31.32 NTU	-66.2 mV	16.77 ft	200.00 ml/min
10/16/2024 10:01 AM	21:10	7.62 pH	17.79 °C	725.67 µS/cm	0.17 mg/L	21.31 NTU	-79.3 mV	16.77 ft	200.00 ml/min
10/16/2024 10:06 AM	26:10	7.74 pH	17.72 °C	722.91 µS/cm	0.16 mg/L	15.82 NTU	-83.0 mV	16.77 ft	200.00 ml/min
10/16/2024 10:11 AM	31:10	7.83 pH	17.54 °C	717.76 µS/cm	0.15 mg/L	14.42 NTU	-80.3 mV	16.77 ft	200.00 ml/min
10/16/2024 10:16 AM	36:10	7.93 pH	17.73 °C	716.30 µS/cm	0.14 mg/L	12.52 NTU	-96.2 mV	16.77 ft	200.00 ml/min
10/16/2024 10:21 AM	41:10	8.00 pH	17.86 °C	716.91 µS/cm	0.17 mg/L	8.92 NTU	-99.2 mV	16.77 ft	200.00 ml/min
10/16/2024 10:26 AM	46:10	8.07 pH	17.89 °C	708.92 µS/cm	0.13 mg/L	6.66 NTU	-104.3 mV	16.77 ft	200.00 ml/min
10/16/2024 10:31 AM	51:10	8.12 pH	17.90 °C	707.43 µS/cm	0.13 mg/L	6.70 NTU	-88.6 mV	16.77 ft	200.00 ml/min
10/16/2024 10:36 AM	56:10	8.15 pH	17.85 °C	708.42 µS/cm	0.12 mg/L	4.53 NTU	-103.7 mV	16.77 ft	200.00 ml/min

Samples

Sample ID:	Description:
HAM-PT-10	Grab.

Low-Flow Test Report:

Test Date / Time: 10/16/2024 9:40:05 AM
Project: GP-Plant Hammond
Operator Name: Jamie Newsome

Location Name: PT-11 **Well Diameter: 2 in** **Casing Type: PVC** **Screen Length: 10 ft** **Top of Screen: 16.9 ft** **Total Depth: 26.9 ft** **Initial Depth to Water: 12.3 ft**	**Pump Type: Peristaltic** **Tubing Type: Poly** **Pump Intake From TOC: 21.9 ft** **Estimated Total Volume Pumped: 11000 ml** **Flow Cell Volume: 90 ml** **Final Flow Rate: 200 ml/min** **Final Draw Down: 0 ft**	**Instrument Used: Aqua TROLL 400** **Serial Number: 843285**

Test Notes:
Metals. Fe = 1.0 mg/L Fe2+ = 0.5 mg/L

Weather Conditions:
Sunny, 40 degrees F.

Low-Flow Readings:

Date Time	Elapsed Time	pH	Temperature	Specific Conductivity	RDO Concentration	Turbidity	ORP	Depth to Water	Flow
		+/- 0.1	+/- 0.5	+/- 5 %	+/- 0.2	+/- 5	+/- 10	+/- 0.3	
10/16/2024 9:40 AM	00:00	6.47 pH	18.32 °C	723.65 µS/cm	0.19 mg/L	91.50 NTU	67.7 mV	12.30 ft	200.00 ml/min
10/16/2024 9:45 AM	05:00	6.46 pH	18.37 °C	725.27 µS/cm	0.14 mg/L	69.30 NTU	56.4 mV	12.30 ft	200.00 ml/min
10/16/2024 9:50 AM	10:00	6.49 pH	18.34 °C	722.63 µS/cm	0.12 mg/L	53.90 NTU	44.7 mV	12.30 ft	200.00 ml/min
10/16/2024 9:55 AM	15:00	6.49 pH	18.42 °C	722.01 µS/cm	0.11 mg/L	51.10 NTU	41.1 mV	12.30 ft	200.00 ml/min
10/16/2024 10:00 AM	20:00	6.50 pH	18.55 °C	723.17 µS/cm	0.10 mg/L	32.10 NTU	36.2 mV	12.30 ft	200.00 ml/min
10/16/2024 10:05 AM	25:00	6.52 pH	18.54 °C	727.59 µS/cm	0.09 mg/L	27.20 NTU	34.1 mV	12.30 ft	200.00 ml/min
10/16/2024 10:10 AM	30:00	6.52 pH	18.69 °C	729.42 µS/cm	0.11 mg/L	21.00 NTU	30.5 mV	12.30 ft	200.00 ml/min
10/16/2024 10:15 AM	35:00	6.54 pH	18.85 °C	729.41 µS/cm	0.10 mg/L	17.70 NTU	29.1 mV	12.30 ft	200.00 ml/min
10/16/2024 10:20 AM	40:00	6.55 pH	18.95 °C	731.36 µS/cm	0.10 mg/L	13.50 NTU	25.9 mV	12.30 ft	200.00 ml/min
10/16/2024 10:25 AM	45:00	6.57 pH	18.89 °C	726.06 µS/cm	0.11 mg/L	8.60 NTU	24.7 mV	12.30 ft	200.00 ml/min
10/16/2024 10:30 AM	50:00	6.56 pH	18.96 °C	736.54 µS/cm	0.07 mg/L	6.20 NTU	22.5 mV	12.30 ft	200.00 ml/min
10/16/2024 10:35 AM	55:00	6.57 pH	18.96 °C	735.60 µS/cm	0.08 mg/L	4.84 NTU	21.1 mV	12.30 ft	200.00 ml/min

Samples

Sample ID:	Description:
HAM-PT-11	Grab.
HAM-AP1-FD-01	Grab.

Low-Flow Test Report:

Test Date / Time: 10/16/2024 11:15:48 AM
Project: GP-Plant Hammond
Operator Name: Amanda Tomlinson

Location Name: PT-12 **Well Diameter: 2 in** **Casing Type: PVC** **Screen Length: 10 ft** **Top of Screen: 17.3 ft** **Total Depth: 27.3 ft** **Initial Depth to Water: 13.14 ft**	**Pump Type: Peristaltic** **Tubing Type: Polyethylene** **Pump Intake From TOC: 22 ft** **Estimated Total Volume Pumped: 36000 ml** **Flow Cell Volume: 90 ml** **Final Flow Rate: 200 ml/min** **Final Draw Down: 0 ft**	**Instrument Used: Aqua TROLL 400** **Serial Number: 843593**

Test Notes:
Metals. Total Fe and Fe2+: 0 mg/L.

Weather Conditions:
Clear, 52 degrees F.

Low-Flow Readings:

Date Time	Elapsed Time	pH	Temperature	Specific Conductivity	RDO Concentration	Turbidity	ORP	Depth to Water	Flow
		+/- 0.1	+/- 0.5	+/- 5 %	+/- 0.2	+/- 5	+/- 10	+/- 0.3	
10/16/2024 11:15 AM	00:00	8.51 pH	19.61 °C	699.88 µS/cm	0.13 mg/L	1,098.0 NTU	5.6 mV	13.14 ft	200.00 ml/min
10/16/2024 11:20 AM	05:00	8.67 pH	19.31 °C	710.37 µS/cm	0.20 mg/L	998.00 NTU	15.1 mV	13.14 ft	200.00 ml/min
10/16/2024 11:25 AM	10:00	8.73 pH	18.64 °C	715.19 µS/cm	0.16 mg/L	764.00 NTU	26.5 mV	13.14 ft	200.00 ml/min
10/16/2024 11:30 AM	15:00	8.82 pH	18.43 °C	713.78 µS/cm	0.14 mg/L	769.00 NTU	27.1 mV	13.14 ft	200.00 ml/min
10/16/2024 11:35 AM	20:00	8.96 pH	18.65 °C	715.07 µS/cm	0.10 mg/L	618.00 NTU	22.0 mV	13.14 ft	200.00 ml/min
10/16/2024 11:40 AM	25:00	9.07 pH	18.64 °C	715.51 µS/cm	0.10 mg/L	132.00 NTU	21.5 mV	13.14 ft	200.00 ml/min
10/16/2024 11:45 AM	30:00	9.20 pH	18.75 °C	713.47 µS/cm	0.07 mg/L	168.00 NTU	19.0 mV	13.14 ft	200.00 ml/min
10/16/2024 11:50 AM	35:00	9.24 pH	18.75 °C	716.17 µS/cm	0.06 mg/L	113.00 NTU	13.6 mV	13.14 ft	200.00 ml/min
10/16/2024 11:55 AM	40:00	9.29 pH	18.71 °C	714.56 µS/cm	0.06 mg/L	62.00 NTU	7.9 mV	13.14 ft	200.00 ml/min
10/16/2024 12:00 PM	45:00	9.33 pH	18.76 °C	714.41 µS/cm	0.06 mg/L	50.00 NTU	8.9 mV	13.14 ft	200.00 ml/min
10/16/2024 12:05 PM	50:00	9.35 pH	18.76 °C	715.22 µS/cm	0.04 mg/L	92.54 NTU	0.0 mV	13.14 ft	200.00 ml/min
10/16/2024 12:10 PM	55:00	9.38 pH	18.69 °C	715.18 µS/cm	0.06 mg/L	86.83 NTU	-3.0 mV	13.14 ft	200.00 ml/min
10/16/2024 12:15 PM	01:00:00	9.39 pH	18.53 °C	714.75 µS/cm	0.04 mg/L	67.57 NTU	-3.8 mV	13.14 ft	200.00 ml/min

10/16/2024 12:20 PM	01:05:00	9.40 pH	18.48 °C	716.66 µS/cm	0.04 mg/L	53.02 NTU	-4.0 mV	13.14 ft	200.00 ml/min
10/16/2024 12:25 PM	01:10:00	9.41 pH	18.73 °C	713.70 µS/cm	0.05 mg/L	54.05 NTU	-4.0 mV	13.14 ft	200.00 ml/min
10/16/2024 12:30 PM	01:15:00	9.42 pH	18.79 °C	716.39 µS/cm	0.06 mg/L	31.56 NTU	-4.8 mV	13.14 ft	200.00 ml/min
10/16/2024 12:35 PM	01:20:00	9.43 pH	18.84 °C	714.65 µS/cm	0.06 mg/L	25.92 NTU	3.3 mV	13.14 ft	200.00 ml/min
10/16/2024 12:40 PM	01:25:00	9.45 pH	18.79 °C	714.56 µS/cm	0.05 mg/L	22.55 NTU	3.9 mV	13.14 ft	200.00 ml/min
10/16/2024 12:45 PM	01:30:00	9.45 pH	18.80 °C	716.63 µS/cm	0.05 mg/L	17.76 NTU	-2.8 mV	13.14 ft	200.00 ml/min
10/16/2024 12:50 PM	01:35:00	9.46 pH	18.91 °C	711.33 µS/cm	0.05 mg/L	11.95 NTU	3.7 mV	13.14 ft	200.00 ml/min
10/16/2024 12:55 PM	01:40:00	9.48 pH	19.02 °C	718.69 µS/cm	0.05 mg/L	12.46 NTU	-4.0 mV	13.14 ft	200.00 ml/min
10/16/2024 1:00 PM	01:45:00	9.46 pH	18.95 °C	711.56 µS/cm	0.04 mg/L	8.18 NTU	2.9 mV	13.14 ft	200.00 ml/min
10/16/2024 1:05 PM	01:50:00	9.45 pH	18.92 °C	718.34 µS/cm	0.04 mg/L	36.72 NTU	3.6 mV	13.14 ft	200.00 ml/min
10/16/2024 1:10 PM	01:55:00	9.50 pH	18.97 °C	715.45 µS/cm	0.06 mg/L	55.82 NTU	2.9 mV	13.14 ft	200.00 ml/min
10/16/2024 1:15 PM	02:00:00	9.48 pH	19.06 °C	710.07 µS/cm	0.03 mg/L	35.06 NTU	3.0 mV	13.14 ft	200.00 ml/min
10/16/2024 1:20 PM	02:05:00	9.49 pH	18.92 °C	709.18 µS/cm	0.04 mg/L	29.48 NTU	3.3 mV	13.12 ft	200.00 ml/min
10/16/2024 1:25 PM	02:10:00	9.50 pH	18.92 °C	713.11 µS/cm	0.05 mg/L	29.81 NTU	2.9 mV	13.12 ft	200.00 ml/min
10/16/2024 1:30 PM	02:15:00	9.51 pH	19.06 °C	711.96 µS/cm	0.04 mg/L	31.42 NTU	2.0 mV	13.10 ft	200.00 ml/min
10/16/2024 1:35 PM	02:20:00	9.50 pH	19.06 °C	716.72 µS/cm	0.04 mg/L	29.88 NTU	-6.4 mV	13.10 ft	200.00 ml/min
10/16/2024 1:40 PM	02:25:00	9.50 pH	19.05 °C	715.46 µS/cm	0.04 mg/L	26.92 NTU	-6.9 mV	13.10 ft	200.00 ml/min
10/16/2024 1:45 PM	02:30:00	9.50 pH	19.05 °C	713.15 µS/cm	0.03 mg/L	24.87 NTU	1.1 mV	13.10 ft	200.00 ml/min
10/16/2024 1:50 PM	02:35:00	9.50 pH	19.10 °C	715.91 µS/cm	0.07 mg/L	18.51 NTU	-5.6 mV	13.10 ft	200.00 ml/min
10/16/2024 1:55 PM	02:40:00	9.50 pH	19.15 °C	716.14 µS/cm	0.03 mg/L	15.55 NTU	-6.0 mV	13.10 ft	200.00 ml/min
10/16/2024 2:00 PM	02:45:00	9.50 pH	19.08 °C	715.78 µS/cm	0.05 mg/L	10.54 NTU	-5.4 mV	13.10 ft	200.00 ml/min
10/16/2024 2:05 PM	02:50:00	9.51 pH	19.01 °C	710.84 µS/cm	0.03 mg/L	9.49 NTU	3.3 mV	13.10 ft	200.00 ml/min
10/16/2024 2:10 PM	02:55:00	9.50 pH	19.12 °C	719.14 µS/cm	0.06 mg/L	8.46 NTU	-2.7 mV	13.10 ft	200.00 ml/min
10/16/2024 2:15 PM	03:00:00	9.50 pH	19.15 °C	715.28 µS/cm	0.05 mg/L	6.80 NTU	4.4 mV	13.10 ft	200.00 ml/min

Samples

Sample ID:	Description:
HAM-PT-12	Grab.

Low-Flow Test Report:

Test Date / Time: 10/15/2024 10:15:06 AM
Project: GP-Plant Hammond
Operator Name: Jamie Newsome

Location Name: PT-13 **Well Diameter: 2 in** **Casing Type: PVC** **Screen Length: 10 ft** **Top of Screen: 35 ft** **Total Depth: 45 ft** **Initial Depth to Water: 25.75 ft**	**Pump Type: Bladder** **Tubing Type: Poly** **Pump Intake From TOC: 40 ft** **Estimated Total Volume Pumped: 34000 ml** **Flow Cell Volume: 90 ml** **Final Flow Rate: 200 ml/min** **Final Draw Down: 0 ft**	**Instrument Used: Aqua TROLL 400** **Serial Number: 843285**

Test Notes:
Metals. Fe = 5.0 mg/L Fe2+ = 3.0 mg/L

Weather Conditions:
Cloudy, 50 degrees F.

Low-Flow Readings:

Date Time	Elapsed Time	pH	Temperature	Specific Conductivity	RDO Concentration	Turbidity	ORP	Depth to Water	Flow
		+/- 0.1	+/- 0.5	+/- 5 %	+/- 0.2	+/- 5	+/- 10	+/- 0.3	
10/15/2024 10:15 AM	00:00	6.62 pH	19.06 °C	740.29 µS/cm	2.41 mg/L	1.000e+09 NTU	-32.4 mV	25.75 ft	200.00 ml/min
10/15/2024 10:20 AM	05:00	6.63 pH	19.10 °C	730.89 µS/cm	2.50 mg/L	1.000e+09 NTU	-32.7 mV	25.75 ft	200.00 ml/min
10/15/2024 10:25 AM	10:00	6.64 pH	19.14 °C	728.71 µS/cm	2.50 mg/L	1.000e+09 NTU	-35.0 mV	25.75 ft	200.00 ml/min
10/15/2024 10:30 AM	15:00	6.64 pH	19.13 °C	724.36 µS/cm	2.22 mg/L	1.000e+09 NTU	-36.4 mV	25.80 ft	200.00 ml/min
10/15/2024 10:35 AM	20:00	6.65 pH	19.17 °C	719.29 µS/cm	2.31 mg/L	1.000e+09 NTU	-37.3 mV	25.80 ft	200.00 ml/min
10/15/2024 10:40 AM	25:00	6.65 pH	19.15 °C	718.88 µS/cm	2.11 mg/L	92.60 NTU	-38.6 mV	25.80 ft	200.00 ml/min
10/15/2024 10:45 AM	30:00	6.65 pH	19.19 °C	715.21 µS/cm	2.27 mg/L	82.90 NTU	-39.5 mV	25.80 ft	200.00 ml/min
10/15/2024 10:50 AM	35:00	6.65 pH	19.15 °C	717.17 µS/cm	2.05 mg/L	50.00 NTU	-39.9 mV	25.80 ft	200.00 ml/min
10/15/2024 10:55 AM	40:00	6.64 pH	19.24 °C	716.12 µS/cm	2.03 mg/L	32.00 NTU	-47.4 mV	25.80 ft	200.00 ml/min
10/15/2024 11:00 AM	45:00	6.65 pH	19.26 °C	711.66 µS/cm	1.92 mg/L	30.20 NTU	-40.7 mV	25.80 ft	200.00 ml/min
10/15/2024 11:05 AM	50:00	6.65 pH	19.24 °C	712.08 µS/cm	1.81 mg/L	27.30 NTU	-41.1 mV	25.80 ft	200.00 ml/min
10/15/2024 11:10 AM	55:00	6.65 pH	19.31 °C	711.02 µS/cm	1.69 mg/L	21.60 NTU	-41.2 mV	25.80 ft	200.00 ml/min
10/15/2024 11:15 AM	01:00:00	6.65 pH	19.53 °C	709.29 µS/cm	1.64 mg/L	18.60 NTU	-41.2 mV	25.80 ft	200.00 ml/min

10/15/2024 11:20 AM	01:05:00	6.65 pH	19.31 °C	711.16 µS/cm	1.66 mg/L	18.10 NTU	-41.4 mV	25.80 ft	200.00 ml/min
10/15/2024 11:25 AM	01:10:00	6.65 pH	19.43 °C	723.00 µS/cm	1.53 mg/L	17.20 NTU	-47.8 mV	25.80 ft	200.00 ml/min
10/15/2024 11:30 AM	01:15:00	6.65 pH	19.49 °C	726.39 µS/cm	1.48 mg/L	16.20 NTU	-41.6 mV	25.80 ft	200.00 ml/min
10/15/2024 11:35 AM	01:20:00	6.65 pH	19.35 °C	725.48 µS/cm	1.49 mg/L	15.20 NTU	-42.0 mV	25.80 ft	200.00 ml/min
10/15/2024 11:40 AM	01:25:00	6.65 pH	19.34 °C	726.05 µS/cm	1.42 mg/L	12.80 NTU	-41.7 mV	25.80 ft	200.00 ml/min
10/15/2024 11:45 AM	01:30:00	6.65 pH	19.29 °C	730.60 µS/cm	1.41 mg/L	13.90 NTU	-42.1 mV	25.80 ft	200.00 ml/min
10/15/2024 11:50 AM	01:35:00	6.65 pH	19.37 °C	726.44 µS/cm	1.38 mg/L	12.40 NTU	-48.1 mV	25.80 ft	200.00 ml/min
10/15/2024 11:55 AM	01:40:00	6.65 pH	19.39 °C	727.58 µS/cm	1.33 mg/L	10.90 NTU	-42.2 mV	25.80 ft	200.00 ml/min
10/15/2024 12:00 PM	01:45:00	6.66 pH	19.96 °C	721.87 µS/cm	1.24 mg/L	10.20 NTU	-48.1 mV	25.80 ft	200.00 ml/min
10/15/2024 12:05 PM	01:50:00	6.66 pH	20.02 °C	721.87 µS/cm	1.23 mg/L	11.70 NTU	-48.3 mV	25.80 ft	200.00 ml/min
10/15/2024 12:10 PM	01:55:00	6.66 pH	19.93 °C	721.85 µS/cm	1.20 mg/L	10.50 NTU	-42.8 mV	25.80 ft	200.00 ml/min
10/15/2024 12:15 PM	02:00:00	6.66 pH	19.77 °C	723.15 µS/cm	1.20 mg/L	10.10 NTU	-48.4 mV	25.80 ft	200.00 ml/min
10/15/2024 12:20 PM	02:05:00	6.66 pH	20.14 °C	723.34 µS/cm	1.18 mg/L	10.88 NTU	-48.7 mV	25.80 ft	200.00 ml/min
10/15/2024 12:25 PM	02:10:00	6.66 pH	19.67 °C	725.69 µS/cm	1.18 mg/L	10.30 NTU	-43.2 mV	25.80 ft	200.00 ml/min
10/15/2024 12:30 PM	02:15:00	6.66 pH	19.71 °C	727.41 µS/cm	1.19 mg/L	9.81 NTU	-48.9 mV	25.80 ft	200.00 ml/min
10/15/2024 12:35 PM	02:20:00	6.66 pH	19.84 °C	731.78 µS/cm	1.11 mg/L	9.17 NTU	-49.3 mV	25.80 ft	200.00 ml/min
10/15/2024 12:40 PM	02:25:00	6.66 pH	20.06 °C	728.89 µS/cm	1.10 mg/L	7.90 NTU	-49.7 mV	25.80 ft	200.00 ml/min
10/15/2024 12:45 PM	02:30:00	6.66 pH	19.98 °C	730.55 µS/cm	1.12 mg/L	8.57 NTU	-44.5 mV	25.80 ft	200.00 ml/min
10/15/2024 12:50 PM	02:35:00	6.66 pH	20.07 °C	733.04 µS/cm	1.08 mg/L	7.70 NTU	-50.0 mV	25.75 ft	200.00 ml/min
10/15/2024 12:55 PM	02:40:00	6.66 pH	20.15 °C	731.51 µS/cm	1.02 mg/L	6.58 NTU	-50.4 mV	25.75 ft	200.00 ml/min
10/15/2024 1:00 PM	02:45:00	6.66 pH	20.24 °C	730.37 µS/cm	0.95 mg/L	5.40 NTU	-50.6 mV	25.75 ft	200.00 ml/min
10/15/2024 1:05 PM	02:50:00	6.66 pH	19.80 °C	734.97 µS/cm	0.92 mg/L	4.98 NTU	-50.8 mV	25.75 ft	200.00 ml/min

Samples

Sample ID:	Description:
HAM-PT-13	Grab.

Low-Flow Test Report:

Test Date / Time: 10/15/2024 10:12:29 AM
Project: GP-Plant Hammond
Operator Name: Amanda Tomlinson

Location Name: PT-14 **Well Diameter: 2 in** **Casing Type: PVC** **Screen Length: 10 ft** **Top of Screen: 35.3 ft** **Total Depth: 45.3 ft** **Initial Depth to Water: 25.67 ft**	**Pump Type: Bladder** **Tubing Type: Polyethylene** **Pump Intake From TOC: 40 ft** **Estimated Total Volume Pumped: 17350 ml** **Flow Cell Volume: 90 ml** **Final Flow Rate: 200 ml/min** **Final Draw Down: 0.03 ft**	**Instrument Used: Aqua TROLL 400** **Serial Number: 843593**

Test Notes:
Metals. Total Fe: 10 mg/L. Fe2+: 5.0 mg/L.

Weather Conditions:
Cloudy, 53 degrees F.

Low-Flow Readings:

Date Time	Elapsed Time	pH	Temperature	Specific Conductivity	RDO Concentration	Turbidity	ORP	Depth to Water	Flow
		+/- 0.1	+/- 0.5	+/- 5 %	+/- 0.2	+/- 5	+/- 10	+/- 0.3	
10/15/2024 10:12 AM	00:00	6.84 pH	18.94 °C	813.13 µS/cm	0.27 mg/L	94.30 NTU	-91.9 mV	25.68 ft	200.00 ml/min
10/15/2024 10:17 AM	05:00	6.77 pH	18.67 °C	783.56 µS/cm	0.24 mg/L	63.80 NTU	-98.4 mV	25.68 ft	200.00 ml/min
10/15/2024 10:22 AM	10:00	6.79 pH	18.83 °C	800.33 µS/cm	0.14 mg/L	47.30 NTU	-112.0 mV	25.70 ft	200.00 ml/min
10/15/2024 10:27 AM	15:00	6.80 pH	18.80 °C	799.17 µS/cm	0.10 mg/L	31.40 NTU	-110.0 mV	25.70 ft	200.00 ml/min
10/15/2024 10:32 AM	20:00	6.81 pH	18.74 °C	803.23 µS/cm	0.08 mg/L	25.20 NTU	-111.8 mV	25.70 ft	200.00 ml/min
10/15/2024 10:37 AM	25:00	6.81 pH	18.74 °C	797.74 µS/cm	0.07 mg/L	14.90 NTU	-112.3 mV	25.70 ft	200.00 ml/min
10/15/2024 10:42 AM	30:00	6.84 pH	18.74 °C	798.66 µS/cm	0.06 mg/L	10.43 NTU	-119.9 mV	25.69 ft	200.00 ml/min
10/15/2024 10:47 AM	35:00	6.85 pH	18.79 °C	798.36 µS/cm	0.05 mg/L	10.98 NTU	-114.8 mV	25.70 ft	200.00 ml/min
10/15/2024 10:52 AM	40:00	6.84 pH	18.88 °C	797.06 µS/cm	0.04 mg/L	10.85 NTU	-114.6 mV	25.70 ft	200.00 ml/min
10/15/2024 10:57 AM	45:00	6.88 pH	18.96 °C	796.62 µS/cm	0.03 mg/L	9.64 NTU	-116.8 mV	25.70 ft	200.00 ml/min
10/15/2024 11:02 AM	50:00	6.89 pH	18.88 °C	796.70 µS/cm	0.03 mg/L	7.04 NTU	-122.8 mV	25.71 ft	200.00 ml/min
10/15/2024 11:07 AM	55:00	6.89 pH	18.83 °C	795.53 µS/cm	0.02 mg/L	7.88 NTU	-117.0 mV	25.70 ft	200.00 ml/min
10/15/2024 11:12 AM	01:00:00	6.92 pH	18.91 °C	795.11 µS/cm	0.02 mg/L	5.83 NTU	-117.2 mV	25.71 ft	200.00 ml/min

10/15/2024 11:17 AM	01:05:00	6.93 pH	18.92 °C	796.03 µS/cm	0.01 mg/L	5.78 NTU	-118.5 mV	25.70 ft	200.00 ml/min
10/15/2024 11:22 AM	01:10:00	6.94 pH	18.94 °C	795.29 µS/cm	0.01 mg/L	4.23 NTU	-125.0 mV	25.70 ft	200.00 ml/min

Samples

Sample ID:	Description:
HAM-PT-14	Grab.

Low-Flow Test Report:

Test Date / Time: 10/15/2024 2:45:04 PM
Project: GP-Plant Hammond
Operator Name: Amanda Tomlinson

Location Name: PT-15 **Well Diameter: 2 in** **Casing Type: PVC** **Screen Length: 10 ft** **Top of Screen: 35.3 ft** **Total Depth: 45.3 ft** **Initial Depth to Water: 25.62 ft**	**Pump Type: Bladder** **Tubing Type: Polyethylene** **Pump Intake From TOC: 40 ft** **Estimated Total Volume Pumped: 6000 ml** **Flow Cell Volume: 90 ml** **Final Flow Rate: 200 ml/min Final Draw Down: 0 ft**	**Instrument Used: Aqua TROLL 400** **Serial Number: 843593**

Test Notes:
Metals. Total Fe: 1.5 mg/L. Fe2+: 1.0 mg/L.

Weather Conditions:
Partly cloudy, 63 degrees F.

Low-Flow Readings:

Date Time	Elapsed Time	pH	Temperature	Specific Conductivity	RDO Concentration	Turbidity	ORP	Depth to Water	Flow
		+/- 0.1	+/- 0.5	+/- 5 %	+/- 0.2	+/- 5	+/- 10	+/- 0.3	
10/15/2024 2:45 PM	00:00	7.03 pH	20.42 °C	708.80 µS/cm	0.32 mg/L	153.00 NTU	-38.3 mV	25.60 ft	200.00 ml/min
10/15/2024 2:50 PM	05:00	7.02 pH	19.90 °C	710.28 µS/cm	0.33 mg/L	54.44 NTU	-27.7 mV	25.59 ft	200.00 ml/min
10/15/2024 2:55 PM	10:00	7.02 pH	19.90 °C	715.99 µS/cm	0.14 mg/L	19.80 NTU	-24.4 mV	25.59 ft	200.00 ml/min
10/15/2024 3:00 PM	15:00	7.01 pH	19.73 °C	714.15 µS/cm	0.09 mg/L	8.83 NTU	-20.8 mV	25.59 ft	200.00 ml/min
10/15/2024 3:05 PM	20:00	7.04 pH	19.72 °C	712.45 µS/cm	0.07 mg/L	4.30 NTU	-21.7 mV	25.59 ft	200.00 ml/min
10/15/2024 3:10 PM	25:00	7.04 pH	19.67 °C	711.67 µS/cm	0.06 mg/L	3.18 NTU	-19.9 mV	25.60 ft	200.00 ml/min
10/15/2024 3:15 PM	30:00	7.04 pH	19.83 °C	710.88 µS/cm	0.05 mg/L	3.45 NTU	-19.6 mV	25.60 ft	200.00 ml/min

Samples

Sample ID:	Description:
HAM-PT-15	Grab.

CALIBRATION REPORTS

Site Name: Plant Hammond

Field Instrumentation Calibration Form

Date: 9-24-24

Calibrated By: ZW

Field Conditions: Cloudy, 75°F

Instrument	Manufactuer/ Model	Serial Number
Water Quality Meter	~~La Motte, Apatroll~~	1120055
Turbidity Meter	La Motte, 2020H	4123-2623

Calibration Standard Information				
Parameter	**Standard**	**Lot #**	**Date of Expiration**	**Brand**
Specific Conductance (µS/cm)	4,490	24005593	12/2024	AIR
pH (SU)	4.00	24005593	12/2024	AIR
pH (SU)	7.00			AIR
pH (SU)	10.00			AIR
D.O. (%)	N/A			AIR
ORP (mV)	228.0			AIR

Calibration					
Time Start 0854		**Time Finish** 0934			
Parameter	**Standard**	**Calibration Value**	**Calibration Solution Temperature (°C)**	**Acceptance Criteria**	**Reference**
Specific Conductance (µS/cm)	4,490	4490	24.20	± 10% of standard	EPA 2023
pH (SU)	4.00	4.00	24.31	± 0.1	GWMP
pH (SU)	7.00	7.00	24.33	± 0.1	GWMP
pH (SU)	10.00	10.00	24.43	± 0.1	GWMP
D.O. (%)	N/A	100%	22.13	± 10%	NA
ORP (mV)	228.0	228.0	24.24	± 10	EPA 2023

	Standard	Calibration Value	Acceptance Criteria	Reference
Turbidity (NTU)	0	0	± 10% of standard	EPA 2023
	1	1		
	10	10		
	—	—		

Calibration Check					
Time Start —		**Time Finish** —			
Parameter	**Standard**	**Calibration Value**	**Calibration Solution Temperature (°C)**	**Acceptance Criteria**	**Reference**
Specific Conductance (µS/cm)	4,490	—	—	± 10% of standard	EPA 2023
pH (SU)	4.00	—	—	± 0.1	GWMP
pH (SU)	7.00	—	—	± 0.1	GWMP
pH (SU)	10.00	—	—	± 0.1	GWMP

	Standard	Calibration Value	Acceptance Criteria	Reference
Turbidity (NTU)	—	—	± 10% of standard	EPA 2023
	—	—		
	—	—		
	—	—		

Notes:

Site Name: Hammond

Calibrated By: JNT

Field Instrumentation Calibration Form

Date: 09/24/24

Field Conditions: Cloudy

Instrument	Manufactuer/ Model	Serial Number
Water Quality Meter	In Situ	108 3822
Turbidity Meter	LaMotte	4121-2623

Calibration Standard Information				
Parameter	Standard	Lot #	Date of Expiration	Brand
Specific Conductance (µS/cm)	4,490	24005593	12/24	AIR
pH (SU)	4.00	↓	↓	AIR
pH (SU)	7.00	24004517	12/24	AIR
pH (SU)	10.00	24000083	12/24	AIR
D.O. (%)	N/A	—	—	AIR
ORP (mV)	228.0	24006903	12/24	AIR

Calibration					
Time Start		Time Finish			
Parameter	Standard	Calibration Value	Calibration Solution Temperature (°C)	Acceptance Criteria	Reference
Specific Conductance (µS/cm)	4,490	4490	26.41	± 10% of standard	EPA 2023
pH (SU)	4.00	4.0	26.44	± 0.1	GWMP
pH (SU)	7.00	7.0	26.54	± 0.1	GWMP
pH (SU)	10.00	10	26.82	± 0.1	GWMP
D.O. (%)	N/A	100	—	± 10%	NA
ORP (mV)	228.0	228	26.97	± 10	EPA 2023

	Standard	Calibration Value	Acceptance Criteria	Reference
Turbidity (NTU)	0	0	± 10% of standard	EPA 2023
	10	10		
	—	10.7		

Calibration Check					
Time Start		Time Finish			
Parameter	Standard	Calibration Value	Calibration Solution Temperature (°C)	Acceptance Criteria	Reference
Specific Conductance (µS/cm)	4,490	4490	—	± 10% of standard	EPA 2023
pH (SU)	4.00	4.00	—	± 0.1	GWMP
pH (SU)	7.00	7.00	—	± 0.1	GWMP
pH (SU)	10.00	10.00	—	± 0.1	GWMP

	Standard	Calibration Value	Acceptance Criteria	Reference
Turbidity (NTU)	—	—	± 10% of standard	EPA 2023
	—	—		
	—	—		
	—	—		

Notes:

Site Name: Plant Hammond

Calibrated By: Zain W.

Field Instrumentation Calibration Form

Date: 9-25-24

Field Conditions: Cloudy, 75°F

Instrument	Manufactuer/ Model	Serial Number
Water Quality Meter	Aqua Troll 400	1120055
Turbidity Meter	LaMotte 2020i	4123-2623

Calibration Standard Information				
Parameter	Standard	Lot #	Date of Expiration	Brand
Specific Conductance (µS/cm)	4,490	24005593	12/2024	AIR
pH (SU)	4.00	24005593	12/2024	AIR
pH (SU)	7.00			AIR
pH (SU)	10.00			AIR
D.O. (%)	N/A			AIR
ORP (mV)	228.0			AIR

Calibration					
Time Start 0735		Time Finish 0803			
Parameter	Standard	Calibration Value	Calibration Solution Temperature (°C)	Acceptance Criteria	Reference
Specific Conductance (µS/cm)	4,490	4490	24.16	± 10% of standard	EPA 2023
pH (SU)	4.00	4.00	24.41	± 0.1	GWMP
pH (SU)	7.00	7.00	24.83	± 0.1	GWMP
pH (SU)	10.00	10.00	25.14	± 0.1	GWMP
D.O. (%)	N/A	100%	22.27	± 10%	NA
ORP (mV)	228.0	228.0	25.06	± 10	EPA 2023

	Standard	Calibration Value	Acceptance Criteria	Reference
Turbidity (NTU)	0	0	± 10% of standard	EPA 2023
	1	1		
	10	10		
	—	—		

Calibration Check					
Time Start —		Time Finish —			
Parameter	Standard	Calibration Value	Calibration Solution Temperature (°C)	Acceptance Criteria	Reference
Specific Conductance (µS/cm)	4,490	—	—	± 10% of standard	EPA 2023
pH (SU)	4.00	—	—	± 0.1	GWMP
pH (SU)	7.00	—	—	± 0.1	GWMP
pH (SU)	10.00	—	—	± 0.1	GWMP

	Standard	Calibration Value	Acceptance Criteria	Reference
Turbidity (NTU)	—	—	± 10% of standard	EPA 2023
	—	—		
	—	—		
	—	—		

Notes:

Site Name: Hammond

Calibrated By: JNT

Field Instrumentation Calibration Form

Date: 09/25/23

Field Conditions: Cloudy, 80 F

Instrument	Manufactuer/ Model	Serial Number
Water Quality Meter	In-Situ	—
Turbidity Meter	Hanna	—

Calibration Standard Information				
Parameter	Standard	Lot #	Date of Expiration	Brand
Specific Conductance (µS/cm)	4,490	24003593	12/24	AIR
pH (SU)	4.00	↓	↓	AIR
pH (SU)	7.00	24004517	12/24	AIR
pH (SU)	10.00	24000835	12/24	AIR
D.O. (%)	N/A	—	—	AIR
ORP (mV)	228.0	24006903	27.99	AIR

Calibration					
Time Start		Time Finish			
Parameter	Standard	Calibration Value	Calibration Solution Temperature (°C)	Acceptance Criteria	Reference
Specific Conductance (µS/cm)	4,490	4490	—	± 10% of standard	EPA 2023
pH (SU)	4.00	4	27.00	± 0.1	GWMP
pH (SU)	7.00	7	27.79	± 0.1	GWMP
pH (SU)	10.00	10	28.02	± 0.1	GWMP
D.O. (%)	N/A	100	27.02	± 10%	NA
ORP (mV)	228.0	228	28.04	± 10	EPA 2023

	Standard	Calibration Value	Acceptance Criteria	Reference
Turbidity (NTU)	0	0	± 10% of standard	EPA 2023
	10	10.0		
	—	10.8		
		—		

Calibration Check					
Time Start		Time Finish			
Parameter	Standard	Calibration Value	Calibration Solution Temperature (°C)	Acceptance Criteria	Reference
Specific Conductance (µS/cm)	4,490	4490	—	± 10% of standard	EPA 2023
pH (SU)	4.00	4	—	± 0.1	GWMP
pH (SU)	7.00	7	—	± 0.1	GWMP
pH (SU)	10.00	10	—	± 0.1	GWMP

	Standard	Calibration Value	Acceptance Criteria	Reference
Turbidity (NTU)	0	0	± 10% of standard	EPA 2023
	10	1.02		
	—	10.7		
		—		

Notes:

Site Name: Hammond

Calibrated By: ER

Field Instrumentation Calibration Form

Date: 10/8/24

Field Conditions: 70-80, sun

Instrument	Manufactuer/ Model	Serial Number
Water Quality Meter	Aquatrol 1400	968202
Turbidity Meter	Lamotte 2020	4123-2623

Calibration Standard Information				
Parameter	Standard	Lot #	Date of Expiration	Brand
Specific Conductance (µS/cm)	4,490	24010943	5/25	AIR
pH (SU)	4.00	24010943	5/24	AIR
pH (SU)	7.00	24004517	12/24	AIR
pH (SU)	10.00	24000085	12/24	AIR
D.O. (%)	N/A	—	—	AIR
ORP (mV)	228.0	24011792	6/25	AIR

Calibration					
Time Start 930		Time Finish 10			
Parameter	Standard	Calibration Value	Calibration Solution Temperature (°C)	Acceptance Criteria	Reference
Specific Conductance (µS/cm)	4,490	4490	22.6	± 10% of standard	EPA 2023
pH (SU)	4.00	4.0	23.06	± 0.1	GWMP
pH (SU)	7.00	7.0	23.52	± 0.1	GWMP
pH (SU)	10.00	10	24.11	± 0.1	GWMP
D.O. (%)	N/A	100	25.53	± 10%	NA
ORP (mV)	228.0	228	24.22	± 10	EPA 2023

	Standard	Calibration Value	Acceptance Criteria	Reference
Turbidity (NTU)	0	0.0	± 10% of standard	EPA 2023
	1	0.91		
	10	10.9		

Calibration Check					
Time Start		Time Finish			
Parameter	Standard	Calibration Value	Calibration Solution Temperature (°C)	Acceptance Criteria	Reference
Specific Conductance (µS/cm)	4,490			± 10% of standard	EPA 2023
pH (SU)	4.00			± 0.1	GWMP
pH (SU)	7.00			± 0.1	GWMP
pH (SU)	10.00			± 0.1	GWMP

	Standard	Calibration Value	Acceptance Criteria	Reference
Turbidity (NTU)			± 10% of standard	EPA 2023

Notes:

N/A 22 wells

Site Name: Plant Hammond

Field Instrumentation Calibration Form

Date: 10/8/24

Calibrated By: Zain W.

Field Conditions: Clear 70°F

Instrument	Manufactuer/ Model	Serial Number
Water Quality Meter	AquaTroll 40	1000302
Turbidity Meter	La Motte 2020t	

Calibration Standard Information				
Parameter	Standard	Lot #	Date of Expiration	Brand
Specific Conductance (µS/cm)	4,490	24010943	05/2025	AIR
pH (SU)	4.00	24010943	05/2025	AIR
pH (SU)	7.00	24004517	12/2024	AIR
pH (SU)	10.00	24000085	12/2024	AIR
D.O. (%)	N/A	—	—	AIR
ORP (mV)	228.0	24006903	12/2024	AIR

Calibration					
Time Start 0940		Time Finish 1013			
Parameter	Standard	Calibration Value	Calibration Solution Temperature (°C)	Acceptance Criteria	Reference
Specific Conductance (µS/cm)	4,490	4490	23.20	± 10% of standard	EPA 2023
pH (SU)	4.00	4.00	23.54	± 0.1	GWMP
pH (SU)	7.00	7.00	23.90	± 0.1	GWMP
pH (SU)	10.00	10.00	24.06	± 0.1	GWMP
D.O. (%)	N/A	100%	22.49	± 10%	NA
ORP (mV)	228.0	228.0	23.86	± 10	EPA 2023

	Standard	Calibration Value	Acceptance Criteria	Reference
Turbidity (NTU)	0	0	± 10% of standard	EPA 2023
	1	1		
	10	10		
	—	—		

Calibration Check					
Time Start —		Time Finish —			
Parameter	Standard	Calibration Value	Calibration Solution Temperature (°C)	Acceptance Criteria	Reference
Specific Conductance (µS/cm)	4,490	—	—	± 10% of standard	EPA 2023
pH (SU)	4.00	—	—	± 0.1	GWMP
pH (SU)	7.00	—	—	± 0.1	GWMP
pH (SU)	10.00	—	—	± 0.1	GWMP

	Standard	Calibration Value	Acceptance Criteria	Reference
Turbidity (NTU)	—	—	± 10% of standard	EPA 2023
	—	—		
	—	—		
	—	—		

Notes:

Site Name: Hammond

Calibrated By: E. Russell

Field Instrumentation Calibration Form

Date: 10/9/24

Field Conditions: 70-80 Sun

Instrument	Manufactuer/ Model	Serial Number
Water Quality Meter	Aquatrol 1900	968202
Turbidity Meter	LaMotte 2020	4123-2623

Calibration Standard Information				
Parameter	Standard	Lot #	Date of Expiration	Brand
Specific Conductance (µS/cm)	4,490	24010943	05/25	ATR
pH (SU)	4.00	24010943	05/25	ATR
pH (SU)	7.00	24004517	12/24	ATR
pH (SU)	10.00	24000083	12/24	
D.O. (%)	N/A	~~24~~	—	ATR
ORP (mV)	228.0	24011792		

Calibration					
Time Start 817		Time Finish 840			
Parameter	Standard	Calibration Value	Calibration Solution Temperature (°C)	Acceptance Criteria	Reference
Specific Conductance (µS/cm)	4,490	4490	23.91	± 10% of standard	EPA 2023
pH (SU)	4.00	4.0	24.19	± 0.1	GWMP
pH (SU)	7.00	7.0	24.62	± 0.1	GWMP
pH (SU)	10.00	10.0	24.68	± 0.1	GWMP
D.O. (%)	N/A	100	24.72	± 10%	NA
ORP (mV)	228.0	229	24.52	± 10	EPA 2023

	Standard	Calibration Value	Acceptance Criteria	Reference
Turbidity (NTU)	0	0.	± 10% of standard	EPA 2023
	1	0.7		
	10	10.9		

Calibration Check					
Time Start		Time Finish			
Parameter	Standard	Calibration Value	Calibration Solution Temperature (°C)	Acceptance Criteria	Reference
Specific Conductance (µS/cm)	4,490			± 10% of standard	EPA 2023
pH (SU)	4.00			± 0.1	GWMP
pH (SU)	7.00			± 0.1	GWMP
pH (SU)	10.00			± 0.1	GWMP

	Standard	Calibration Value	Acceptance Criteria	Reference
Turbidity (NTU)			± 10% of standard	EPA 2023

Notes:

N/A

72 wells

Site Name: Plant Hammond

Calibrated By: Zain W.

Field Instrumentation Calibration Form

Date: 10-9-24

Field Conditions: Clear, 70°F

Instrument	Manufactuer/ Model	Serial Number
Water Quality Meter	Aqua Troll 400	1080302
Turbidity Meter	La Motte 2020i	1571-3019

Calibration Standard Information				
Parameter	Standard	Lot #	Date of Expiration	Brand
Specific Conductance (µS/cm)	4,490	24010943	05/2025	AIR
pH (SU)	4.00	24010943	05/2025	AIR
pH (SU)	7.00	24007517	12/2024	AIR
pH (SU)	10.00	24000085	12/2024	AIR
D.O. (%)	N/A	—	—	AIR
ORP (mV)	228.0	24006903	12/2024	AIR

Calibration					
Time Start 0745		Time Finish 0817			
Parameter	Standard	Calibration Value	Calibration Solution Temperature (°C)	Acceptance Criteria	Reference
Specific Conductance (µS/cm)	4,490	4490	20.92	± 10% of standard	EPA 2023
pH (SU)	4.00	4.00	21.00	± 0.1	GWMP
pH (SU)	7.00	7.00	20.99	± 0.1	GWMP
pH (SU)	10.00	10.00	21.46	± 0.1	GWMP
D.O. (%)	N/A	100%	21.42	± 10%	NA
ORP (mV)	228.0	228.0	21.57	± 10	EPA 2023

	Standard	Calibration Value	Acceptance Criteria	Reference
Turbidity (NTU)	0	0	± 10% of standard	EPA 2023
	1	1		
	10	10		
	—	—		

Calibration Check					
Time Start		Time Finish			
Parameter	Standard	Calibration Value	Calibration Solution Temperature (°C)	Acceptance Criteria	Reference
Specific Conductance (µS/cm)	4,490	—	—	± 10% of standard	EPA 2023
pH (SU)	4.00	—	—	± 0.1	GWMP
pH (SU)	7.00	—	—	± 0.1	GWMP
pH (SU)	10.00	—	—	± 0.1	GWMP

	Standard	Calibration Value	Acceptance Criteria	Reference
Turbidity (NTU)	—	—	± 10% of standard	EPA 2023
	—	—		
	—	—		
	—	—		

Notes:

Site Name: Plant Hammond

Calibrated By: J. Newsome

Field Instrumentation Calibration Form

Date: 10/16/24

Field Conditions: Cloudy 40F

Instrument	Manufactuer/ Model	Serial Number
Water Quality Meter	Aquatrol	843285
Turbidity Meter	LaMotte 2020	4126-2623

Calibration Standard Information				
Parameter	Standard	Lot #	Date of Expiration	Brand
Specific Conductance (µS/cm)	4,490	24005593	12/2024	AK
pH (SU)	4.00	"	"	"
pH (SU)	7.00	24004517	12/2024	AK
pH (SU)	10.00	24000085	12/2024	AK
D.O. (%)	N/A			
ORP (mV)	228.0	~~23~~ 3 24006903	12/2024	AK

Calibration					
Time Start		Time Finish			
Parameter	Standard	Calibration Value	Calibration Solution Temperature (°C)	Acceptance Criteria	Reference
Specific Conductance (µS/cm)	4,490	4493.4	12.42	± 10% of standard	EPA 2023
pH (SU)	4.00	4.20	12.70	± 0.1	GWMP
pH (SU)	7.00	7.06	13.57	± 0.1	GWMP
pH (SU)	10.00	10.11	13.71	± 0.1	GWMP
D.O. (%)	N/A	96.44	14.51	± 10%	NA
ORP (mV)	228.0	236.3	13.61	± 10	EPA 2023

	Standard	Calibration Value	Acceptance Criteria	Reference
Turbidity (NTU)	0	0.0	± 10% of standard	EPA 2023
	1	1.01		
	10	10.0		

Calibration Check					
Time Start		Time Finish			
Parameter	Standard	Calibration Value	Calibration Solution Temperature (°C)	Acceptance Criteria	Reference
Specific Conductance (µS/cm)	4,490			± 10% of standard	EPA 2023
pH (SU)	4.00			± 0.1	GWMP
pH (SU)	7.00			± 0.1	GWMP
pH (SU)	10.00			± 0.1	GWMP

	Standard	Calibration Value	Acceptance Criteria	Reference
Turbidity (NTU)			± 10% of standard	EPA 2023

JN 10/16/24

Notes:

Scanned with CamScanner

Site Name: Plant Hammond

Calibrated By: J. Newsome

Field Instrumentation Calibration Form

Date: 10/15/24

Field Conditions: 43F, Cloudy

Instrument	Manufactuer/ Model	Serial Number
Water Quality Meter	AquaTroll	843285
Turbidity Meter	Lamotte 2020e	4124-2623

Calibration Standard Information				
Parameter	Standard	Lot #	Date of Expiration	Brand
Specific Conductance (µS/cm)	4,490	24005593	12/2024	AIR
pH (SU)	4.00	"	"	"
pH (SU)	7.00	24004517	12/2024	"
pH (SU)	10.00	24005593	12/2024	"
D.O. (%)	N/A			
ORP (mV)	228.0	24004903	12/2024	

Calibration					
Time Start	810	Time Finish			
Parameter	Standard	Calibration Value	Calibration Solution Temperature (°C)	Acceptance Criteria	Reference
Specific Conductance (µS/cm)	4,490	4490	18.91	± 10% of standard	EPA 2023
pH (SU)	4.00	3.94	19.04	± 0.1	GWMP
pH (SU)	7.00	7.04	18.42	± 0.1	GWMP
pH (SU)	10.00	10.07	18.55	± 0.1	GWMP
D.O. (%)	N/A	96.4	14.69	± 10%	NA
ORP (mV)	228.0	223.3	18.19	± 10	EPA 2023

	Standard	Calibration Value	Acceptance Criteria	Reference
Turbidity (NTU)	0	0	± 10% of standard	EPA 2023
	1	1		
	10	10		

Calibration Check					
Time Start		Time Finish			
Parameter	Standard	Calibration Value	Calibration Solution Temperature (°C)	Acceptance Criteria	Reference
Specific Conductance (µS/cm)	4,490			± 10% of standard	EPA 2023
pH (SU)	4.00			± 0.1	GWMP
pH (SU)	7.00			± 0.1	GWMP
pH (SU)	10.00			± 0.1	GWMP

	Standard	Calibration Value	Acceptance Criteria	Reference
Turbidity (NTU)			± 10% of standard	EPA 2023

JN 10/15/24

Notes:

Scanned with CamScanner

Site Name: GP Plant Hammond

Calibrated By: A Tomlinson

Field Instrumentation Calibration Form

Date: 10/15/2024

Field Conditions: 43°F, cloudy

Instrument	Manufactuer/ Model	Serial Number
Water Quality Meter	Aqua Troll	843593
Turbidity Meter	LaMotte 2020we	1511-4111

Calibration Standard Information				
Parameter	Standard	Lot #	Date of Expiration	Brand
Specific Conductance (µS/cm)	4,490	24005593	12/2024	AutoCAL
pH (SU)	4.00	↓	↓	↓
pH (SU)	7.00	24003597	11/2024	ATR
pH (SU)	10.00	24000085	12/2024	↓
D.O. (%)	N/A	N/A		
ORP (mV)	228.0	24006903	11/2024	

Calibration					
Time Start		Time Finish			
Parameter	Standard	Calibration Value	Calibration Solution Temperature (°C)	Acceptance Criteria	Reference
Specific Conductance (µS/cm)	4,490	4490	18.81	± 10% of standard	EPA 2023
pH (SU)	4.00	4.10 ~~3.90~~ (AT)	16.07	± 0.1	GWMP
pH (SU)	7.00	7.05	16.74	± 0.1	GWMP
pH (SU)	10.00	10.03	16.68	± 0.1	GWMP
D.O. (%)	N/A	98.06%	16.09%	± 10%	NA
ORP (mV)	228.0	237.7	16.56	± 10	EPA 2023

	Standard	Calibration Value	Acceptance Criteria	Reference
Turbidity (NTU)	0.0	0.0	± 10% of standard	EPA 2023
	10.00	10.01		
	1.00	1.05		

Calibration Check					
Time Start		Time Finish			
Parameter	Standard	Calibration Value	Calibration Solution Temperature (°C)	Acceptance Criteria	Reference
Specific Conductance (µS/cm)	4,490			± 10% of standard	EPA 2023
pH (SU)	4.00			± 0.1	GWMP
pH (SU)	7.00			± 0.1	GWMP
pH (SU)	10.00			± 0.1	GWMP

	Standard	Calibration Value	Acceptance Criteria	Reference
Turbidity (NTU)			± 10% of standard	EPA 2023

ATR 10/15/2024

Notes:

Scanned with CamScanner

Site Name: GP Plant Hammond

Calibrated By: A. Tomlinson

Field Instrumentation Calibration Form

Date: 10/16/2024

Field Conditions: 38°F, Clear

Instrument	Manufactuer/ Model	Serial Number
Water Quality Meter	Aqua TROLL	843593
Turbidity Meter	LaMotte 2020wi	15/1-4111

Calibration Standard Information

Parameter	Standard	Lot #	Date of Expiration	Brand
Specific Conductance (µS/cm)	4,490	24005593	12/2024	AQUACAL AIR
pH (SU)	4.00	↓	↓	↓
pH (SU)	7.00	24003597	11/2024	AIR
pH (SU)	10.00	24000085	12/2024	↓
D.O. (%)	N/A	N/A		
ORP (mV)	228.0	24006903	11/2024	↓

Calibration

Time Start

Time Finish

Parameter	Standard	Calibration Value	Calibration Solution Temperature (°C) AJ	Acceptance Criteria	Reference
Specific Conductance (µS/cm)	4,490	4,490	~~13.85~~ ~~13.85~~	± 10% of standard	EPA 2023
pH (SU)	4.00	4.00	AJ ~~13.99~~ 12.96	± 0.1	GWMP
pH (SU)	7.00	7.04	14.04	± 0.1	GWMP
pH (SU)	10.00	10.11	14.43	± 0.1	GWMP
D.O. (%)	N/A	101.19	14.99	± 10%	NA
ORP (mV)	228.0	212.7	14.37	± 10	EPA 2023

Temp 12.

	Standard	Calibration Value	Acceptance Criteria	Reference
Turbidity (NTU)	0.0	0.00	± 10% of standard	EPA 2023
	1	0.96		
	10	9.15		

Calibration Check

Time Start

Time Finish

Parameter	Standard	Calibration Value	Calibration Solution Temperature (°C)	Acceptance Criteria	Reference
Specific Conductance (µS/cm)	4,490			± 10% of standard	EPA 2023
pH (SU)	4.00			± 0.1	GWMP
pH (SU)	7.00			± 0.1	GWMP
pH (SU)	10.00			± 0.1	GWMP

	Standard	Calibration Value	Acceptance Criteria	Reference
Turbidity (NTU)			± 10% of standard	EPA 2023

AJET 10/16/2024

Notes:

Scanned with CamScanner

November 2024

LABORATORY ANALYTICAL RESULTS

Pace Analytical Services, LLC
9800 Kincey Ave. Suite 100
Huntersville, NC 28078
(704)875-9092

January 24, 2025

Kristen Jurinko
Southern Company
241 Ralph McGill Blvd NE
Bin 10160
Atlanta, GA 30308

RE: Project: Hammond AP-1
Pace Project No.: 92762188

Dear Kristen Jurinko:

Enclosed are the analytical results for sample(s) received by the laboratory on November 06, 2024. The results relate only to the samples included in this report. Results reported herein conform to the applicable TNI/NELAC Standards and the laboratory's Quality Manual, where applicable, unless otherwise noted in the body of the report.

The test results provided in this final report were generated by each of the following laboratories within the Pace Network:

- Pace Analytical Services - Asheville
- Pace Analytical Services - Peachtree Corners, GA

Revision 1: Collected date for sample ID HAM-AP1-FD-01 was updated to 11/4/24, per client request.

If you have any questions concerning this report, please feel free to contact me.

Sincerely,

Bonnie Vang

Bonnie Vang
bonnie.vang@pacelabs.com
704-977-0968
Project Manager

Enclosures

cc: Kip Gray, Geosyntec
Christine Hug, Geosyntec Consultants, Inc.
Thomas Kessler, Geosyntec Consultants
Whitney Law, Geosyntec Consultants
Laura Midkiff, Southern Company
Caroline Nelson, Geosyntec Consultants, Inc
Jamie Newsome, Geosyntec Consultants
Zain Webb, Geosyntec Consultants

REPORT OF LABORATORY ANALYSIS

This report shall not be reproduced, except in full,
without the written consent of Pace Analytical Services, LLC.

Pace Analytical Services, LLC
9800 Kincey Ave. Suite 100
Huntersville, NC 28078
(704)875-9092

CERTIFICATIONS

Project: Hammond AP-1
Pace Project No.: 92762188

Pace Analytical Services Asheville
2225 Riverside Drive, Asheville, NC 28804
Florida/NELAP Certification #: E87648
North Carolina Drinking Water Certification #: 37712
North Carolina Wastewater Certification #: 40
South Carolina Laboratory ID: 99030
South Carolina Certification #: 99030001
Virginia/VELAP Certification #: 460222

Pace Analytical Services Peachtree Corners
110 Technology Pkwy, Peachtree Corners, GA 30092
Florida DOH Certification #: E87315
Georgia DW Inorganics Certification #: 812
North Carolina Certification #: 381
South Carolina Certification #: 98011001
Virginia Certification #: 460204

This report shall not be reproduced, except in full,
without the written consent of Pace Analytical Services, LLC.

Pace Analytical Services, LLC
9800 Kincey Ave. Suite 100
Huntersville, NC 28078
(704)875-9092

SAMPLE SUMMARY

Project: Hammond AP-1
Pace Project No.: 92762188

Lab ID	Sample ID	Matrix	Date Collected	Date Received
92762188001	**HAM-PT-07**	Water	11/04/24 12:34	11/06/24 14:15
92762188002	**HAM-PT-08**	Water	11/04/24 12:14	11/06/24 14:15
92762188003	**HAM-PT-09**	Water	11/05/24 11:54	11/06/24 14:15
92762188004	**HAM-PT-10**	Water	11/05/24 09:29	11/06/24 14:15
92762188005	**HAM-PT-11**	Water	11/05/24 09:25	11/06/24 14:15
92762188006	**HAM-PT-12**	Water	11/05/24 11:44	11/06/24 14:15
92762188007	**HAM-PT-13**	Water	11/04/24 11:05	11/06/24 14:15
92762188008	**HAM-PT-14**	Water	11/04/24 14:50	11/06/24 14:15
92762188009	**HAM-PT-15**	Water	11/04/24 14:01	11/06/24 14:15
92762188010	**HAM-AP1-EB-01**	Water	11/05/24 12:36	11/06/24 14:15
92762188011	**HAM-AP1-FB-01**	Water	11/05/24 12:32	11/06/24 14:15
92762188012	**HAM-AP1-FD-01**	Water	11/04/24 00:00	11/06/24 14:15

This report shall not be reproduced, except in full,
without the written consent of Pace Analytical Services, LLC.

Pace Analytical Services, LLC
9800 Kincey Ave. Suite 100
Huntersville, NC 28078
(704)875-9092

SAMPLE ANALYTE COUNT

Project: Hammond AP-1
Pace Project No.: 92762188

Lab ID	Sample ID	Method	Analysts	Analytes Reported
92762188001	**HAM-PT-07**	EPA 6010D	DRB	6
		EPA 6020B	CW1	13
		EPA 7470A	VB	1
		SM 2540C-2015	DL1	1
		SM 2320B-2011	SMS	3
		SM 4500-S2D-2011	JP1	1
		EPA 300.0 Rev 2.1 1993	CDC	3
92762188002	**HAM-PT-08**	EPA 6010D	DRB	6
		EPA 6020B	CW1	13
		EPA 7470A	VB	1
		SM 2540C-2015	DL1	1
		SM 2320B-2011	SMS	3
		SM 4500-S2D-2011	JP1	1
		EPA 300.0 Rev 2.1 1993	CDC	3
92762188003	**HAM-PT-09**	EPA 6010D	DRB	6
		EPA 6020B	CW1	13
		EPA 7470A	VB	1
		SM 2540C-2015	DL1	1
		SM 2320B-2011	SMS	3
		SM 4500-S2D-2011	JP1	1
		EPA 300.0 Rev 2.1 1993	CDC	3
92762188004	**HAM-PT-10**	EPA 6010D	DRB	6
		EPA 6020B	CW1	13
		EPA 7470A	VB	1
		SM 2540C-2015	DL1	1
		SM 2320B-2011	SMS	3
		SM 4500-S2D-2011	JP1	1
		EPA 300.0 Rev 2.1 1993	CDC	3
92762188005	**HAM-PT-11**	EPA 6010D	DRB	6
		EPA 6020B	CW1	13
		EPA 7470A	VB	1
		SM 2540C-2015	DL1	1
		SM 2320B-2011	SMS	3
		SM 4500-S2D-2011	JP1	1
		EPA 300.0 Rev 2.1 1993	CDC	3
92762188006	**HAM-PT-12**	EPA 6010D	DRB	6
		EPA 6020B	CW1	13

This report shall not be reproduced, except in full,
without the written consent of Pace Analytical Services, LLC.

Pace Analytical Services, LLC
9800 Kincey Ave. Suite 100
Huntersville, NC 28078
(704)875-9092

SAMPLE ANALYTE COUNT

Project: Hammond AP-1
Pace Project No.: 92762188

Lab ID	Sample ID	Method	Analysts	Analytes Reported
		EPA 7470A	VB	1
		SM 2540C-2015	DL1	1
		SM 2320B-2011	SMS	3
		SM 4500-S2D-2011	JP1	1
		EPA 300.0 Rev 2.1 1993	CDC	3
92762188007	**HAM-PT-13**	EPA 6010D	DRB	6
		EPA 6020B	CW1	13
		EPA 7470A	VB	1
		SM 2540C-2015	DL1	1
		SM 2320B-2011	SMS	3
		SM 4500-S2D-2011	JP1	1
		EPA 300.0 Rev 2.1 1993	CDC	3
92762188008	**HAM-PT-14**	EPA 6010D	DRB	6
		EPA 6020B	CW1	13
		EPA 7470A	VB	1
		SM 2540C-2015	DL1	1
		SM 2320B-2011	SMS	3
		SM 4500-S2D-2011	JP1	1
		EPA 300.0 Rev 2.1 1993	CDC	3
92762188009	**HAM-PT-15**	EPA 6010D	DRB	6
		EPA 6020B	CW1	13
		EPA 7470A	VB	1
		SM 2540C-2015	DL1	1
		SM 2320B-2011	SMS	3
		SM 4500-S2D-2011	JP1	1
		EPA 300.0 Rev 2.1 1993	CDC	3
92762188010	**HAM-AP1-EB-01**	EPA 6010D	DRB	6
		EPA 6020B	CW1	13
		EPA 7470A	VB	1
		SM 2540C-2015	DL1	1
		SM 2320B-2011	SMS	3
		SM 4500-S2D-2011	JP1	1
		EPA 300.0 Rev 2.1 1993	CDC	3
92762188011	**HAM-AP1-FB-01**	EPA 6010D	DRB	6
		EPA 6020B	CW1	13
		EPA 7470A	VB	1
		SM 2540C-2015	DL1	1

This report shall not be reproduced, except in full,
without the written consent of Pace Analytical Services, LLC.

Pace Analytical Services, LLC
9800 Kincey Ave. Suite 100
Huntersville, NC 28078
(704)875-9092

SAMPLE ANALYTE COUNT

Project: Hammond AP-1
Pace Project No.: 92762188

Lab ID	Sample ID	Method	Analysts	Analytes Reported
		SM 2320B-2011	SMS	3
		SM 4500-S2D-2011	JP1	1
		EPA 300.0 Rev 2.1 1993	CDC	3
92762188012	**HAM-AP1-FD-01**	EPA 6010D	DRB	6
		EPA 6020B	CW1	13
		EPA 7470A	VB	1
		SM 2540C-2015	DL1	1
		SM 2320B-2011	SMS	3
		SM 4500-S2D-2011	JP1	1
		EPA 300.0 Rev 2.1 1993	CDC	3

PASI-A = Pace Analytical Services - Asheville
PASI-GA = Pace Analytical Services - Peachtree Corners, GA

This report shall not be reproduced, except in full,
without the written consent of Pace Analytical Services, LLC.

Pace Analytical Services, LLC
9800 Kincey Ave. Suite 100
Huntersville, NC 28078
(704)875-9092

SUMMARY OF DETECTION

Project: Hammond AP-1
Pace Project No.: 92762188

Lab Sample ID Method	Client Sample ID Parameters	Result	Units	Report Limit	Analyzed	Qualifiers
92762188001	**HAM-PT-07**					
EPA 6010D	Iron	6.6	mg/L	0.040	11/08/24 19:24	
EPA 6010D	Manganese	3.1	mg/L	0.040	11/08/24 19:24	
EPA 6010D	Potassium	5.9	mg/L	0.50	11/08/24 19:24	
EPA 6010D	Sodium	9.8	mg/L	1.0	11/08/24 19:24	M1
EPA 6010D	Calcium	121	mg/L	1.0	11/08/24 19:24	M1
EPA 6010D	Magnesium	17.9	mg/L	0.050	11/08/24 19:24	M1
EPA 6020B	Arsenic	0.11	mg/L	0.0050	11/13/24 17:15	
EPA 6020B	Barium	0.051	mg/L	0.0050	11/13/24 17:15	
EPA 6020B	Boron	0.67	mg/L	0.040	11/13/24 17:15	
EPA 6020B	Cobalt	0.042	mg/L	0.0050	11/13/24 17:15	
EPA 6020B	Lead	0.00019J	mg/L	0.0010	11/13/24 17:15	
EPA 6020B	Lithium	0.051	mg/L	0.030	11/13/24 17:15	
EPA 6020B	Molybdenum	0.0088J	mg/L	0.010	11/13/24 17:15	
SM 2540C-2015	Total Dissolved Solids	542	mg/L	25.0	11/07/24 12:29	
SM 2320B-2011	Alkalinity,Bicarbonate (CaCO3)	152	mg/L	5.0	11/12/24 13:55	
SM 2320B-2011	Alkalinity, Total as CaCO3	152	mg/L	5.0	11/12/24 13:55	
EPA 300.0 Rev 2.1 1993	Chloride	16.5	mg/L	1.0	11/07/24 16:25	
EPA 300.0 Rev 2.1 1993	Fluoride	0.29	mg/L	0.10	11/07/24 16:25	
EPA 300.0 Rev 2.1 1993	Sulfate	194	mg/L	4.0	11/08/24 01:54	
92762188002	**HAM-PT-08**					
EPA 6010D	Iron	0.63	mg/L	0.040	11/08/24 19:44	
EPA 6010D	Manganese	1.4	mg/L	0.040	11/08/24 19:44	
EPA 6010D	Potassium	5.7	mg/L	0.50	11/08/24 19:44	
EPA 6010D	Sodium	8.2	mg/L	1.0	11/08/24 19:44	
EPA 6010D	Calcium	105	mg/L	1.0	11/08/24 19:44	
EPA 6010D	Magnesium	14.4	mg/L	0.050	11/08/24 19:44	
EPA 6020B	Arsenic	0.027	mg/L	0.0050	11/13/24 17:19	
EPA 6020B	Barium	0.053	mg/L	0.0050	11/13/24 17:19	
EPA 6020B	Boron	0.70	mg/L	0.040	11/13/24 17:19	
EPA 6020B	Cobalt	0.032	mg/L	0.0050	11/13/24 17:19	
EPA 6020B	Lithium	0.023J	mg/L	0.030	11/13/24 17:19	
EPA 6020B	Molybdenum	0.0097J	mg/L	0.010	11/13/24 17:19	
EPA 6020B	Selenium	0.0014J	mg/L	0.0050	11/13/24 17:19	
SM 2540C-2015	Total Dissolved Solids	474	mg/L	25.0	11/07/24 12:30	
SM 2320B-2011	Alkalinity,Bicarbonate (CaCO3)	98.7	mg/L	5.0	11/12/24 14:05	
SM 2320B-2011	Alkalinity, Total as CaCO3	98.7	mg/L	5.0	11/12/24 14:05	
EPA 300.0 Rev 2.1 1993	Chloride	15.6	mg/L	1.0	11/07/24 16:40	
EPA 300.0 Rev 2.1 1993	Fluoride	0.15	mg/L	0.10	11/07/24 16:40	
EPA 300.0 Rev 2.1 1993	Sulfate	187	mg/L	4.0	11/08/24 02:09	
92762188003	**HAM-PT-09**					
EPA 6010D	Iron	0.37	mg/L	0.040	11/08/24 19:49	
EPA 6010D	Manganese	0.44	mg/L	0.040	11/08/24 19:49	
EPA 6010D	Potassium	6.4	mg/L	0.50	11/08/24 19:49	
EPA 6010D	Sodium	9.7	mg/L	1.0	11/08/24 19:49	
EPA 6010D	Calcium	106	mg/L	1.0	11/08/24 19:49	
EPA 6010D	Magnesium	25.0	mg/L	0.050	11/08/24 19:49	

This report shall not be reproduced, except in full,
without the written consent of Pace Analytical Services, LLC.

Pace Analytical Services, LLC
9800 Kincey Ave. Suite 100
Huntersville, NC 28078
(704)875-9092

SUMMARY OF DETECTION

Project: Hammond AP-1
Pace Project No.: 92762188

Lab Sample ID Method	Client Sample ID Parameters	Result	Units	Report Limit	Analyzed	Qualifiers
92762188003	**HAM-PT-09**					
EPA 6020B	Antimony	0.00060J	mg/L	0.0030	11/13/24 17:35	
EPA 6020B	Arsenic	0.0028J	mg/L	0.0050	11/13/24 17:35	B
EPA 6020B	Barium	0.072	mg/L	0.0050	11/13/24 17:35	
EPA 6020B	Boron	1.6	mg/L	0.040	11/13/24 17:35	
EPA 6020B	Cadmium	0.00023J	mg/L	0.00050	11/13/24 17:35	
EPA 6020B	Cobalt	0.0040J	mg/L	0.0050	11/13/24 17:35	
EPA 6020B	Lithium	0.0029J	mg/L	0.030	11/13/24 17:35	
EPA 6020B	Molybdenum	0.22	mg/L	0.010	11/13/24 17:35	
EPA 6020B	Selenium	0.00099J	mg/L	0.0050	11/13/24 17:35	
SM 2540C-2015	Total Dissolved Solids	563	mg/L	25.0	11/07/24 12:32	
SM 2320B-2011	Alkalinity,Bicarbonate (CaCO3)	122	mg/L	5.0	11/12/24 18:00	
SM 2320B-2011	Alkalinity, Total as CaCO3	122	mg/L	5.0	11/12/24 18:00	
EPA 300.0 Rev 2.1 1993	Chloride	48.3	mg/L	1.0	11/07/24 17:26	
EPA 300.0 Rev 2.1 1993	Fluoride	0.37	mg/L	0.10	11/07/24 17:26	
EPA 300.0 Rev 2.1 1993	Sulfate	165	mg/L	4.0	11/08/24 02:54	
92762188004	**HAM-PT-10**					
EPA 6010D	Iron	0.033J	mg/L	0.040	11/08/24 19:54	
EPA 6010D	Manganese	0.40	mg/L	0.040	11/08/24 19:54	
EPA 6010D	Potassium	6.9	mg/L	0.50	11/08/24 19:54	
EPA 6010D	Sodium	9.2	mg/L	1.0	11/08/24 19:54	
EPA 6010D	Calcium	107	mg/L	1.0	11/08/24 19:54	
EPA 6010D	Magnesium	13.9	mg/L	0.050	11/08/24 19:54	
EPA 6020B	Arsenic	0.0021J	mg/L	0.0050	11/13/24 17:39	B
EPA 6020B	Barium	0.050	mg/L	0.0050	11/13/24 17:39	
EPA 6020B	Boron	1.7	mg/L	0.040	11/13/24 17:39	
EPA 6020B	Cadmium	0.00013J	mg/L	0.00050	11/13/24 17:39	
EPA 6020B	Cobalt	0.0014J	mg/L	0.0050	11/13/24 17:39	
EPA 6020B	Molybdenum	0.21	mg/L	0.010	11/13/24 17:39	
EPA 6020B	Selenium	0.0011J	mg/L	0.0050	11/13/24 17:39	
SM 2540C-2015	Total Dissolved Solids	527	mg/L	25.0	11/07/24 12:32	
SM 2320B-2011	Alkalinity,Bicarbonate (CaCO3)	132	mg/L	5.0	11/12/24 18:08	
SM 2320B-2011	Alkalinity, Total as CaCO3	132	mg/L	5.0	11/12/24 18:08	
EPA 300.0 Rev 2.1 1993	Chloride	45.1	mg/L	1.0	11/07/24 17:42	
EPA 300.0 Rev 2.1 1993	Fluoride	0.27	mg/L	0.10	11/07/24 17:42	
EPA 300.0 Rev 2.1 1993	Sulfate	129	mg/L	3.0	11/08/24 03:09	
92762188005	**HAM-PT-11**					
EPA 6010D	Iron	0.19	mg/L	0.040	11/08/24 19:58	
EPA 6010D	Manganese	0.66	mg/L	0.040	11/08/24 19:58	
EPA 6010D	Potassium	6.3	mg/L	0.50	11/08/24 19:58	
EPA 6010D	Sodium	9.1	mg/L	1.0	11/08/24 19:58	
EPA 6010D	Calcium	112	mg/L	1.0	11/08/24 19:58	
EPA 6010D	Magnesium	19.1	mg/L	0.050	11/08/24 19:58	
EPA 6020B	Arsenic	0.0030J	mg/L	0.0050	11/13/24 17:43	B
EPA 6020B	Barium	0.074	mg/L	0.0050	11/13/24 17:43	
EPA 6020B	Boron	1.6	mg/L	0.040	11/13/24 17:43	
EPA 6020B	Cadmium	0.00018J	mg/L	0.00050	11/13/24 17:43	

This report shall not be reproduced, except in full,
without the written consent of Pace Analytical Services, LLC.

Pace Analytical Services, LLC
9800 Kincey Ave. Suite 100
Huntersville, NC 28078
(704)875-9092

SUMMARY OF DETECTION

Project: Hammond AP-1
Pace Project No.: 92762188

Lab Sample ID Method	Client Sample ID Parameters	Result	Units	Report Limit	Analyzed	Qualifiers
92762188005	**HAM-PT-11**					
EPA 6020B	Cobalt	0.0079	mg/L	0.0050	11/13/24 17:43	
EPA 6020B	Lithium	0.0046J	mg/L	0.030	11/13/24 17:43	
EPA 6020B	Molybdenum	0.11	mg/L	0.010	11/13/24 17:43	
SM 2540C-2015	Total Dissolved Solids	563	mg/L	25.0	11/07/24 12:33	
SM 2320B-2011	Alkalinity,Bicarbonate (CaCO3)	128	mg/L	5.0	11/12/24 18:17	
SM 2320B-2011	Alkalinity, Total as CaCO3	128	mg/L	5.0	11/12/24 18:17	
EPA 300.0 Rev 2.1 1993	Chloride	46.9	mg/L	1.0	11/07/24 17:57	
EPA 300.0 Rev 2.1 1993	Fluoride	0.31	mg/L	0.10	11/07/24 17:57	
EPA 300.0 Rev 2.1 1993	Sulfate	156	mg/L	4.0	11/08/24 03:25	
92762188006	**HAM-PT-12**					
EPA 6010D	Iron	0.14	mg/L	0.040	11/08/24 20:13	
EPA 6010D	Manganese	1.4	mg/L	0.040	11/08/24 20:13	
EPA 6010D	Potassium	5.4	mg/L	0.50	11/08/24 20:13	
EPA 6010D	Sodium	7.6	mg/L	1.0	11/08/24 20:13	
EPA 6010D	Calcium	98.0	mg/L	1.0	11/08/24 20:13	
EPA 6010D	Magnesium	31.4	mg/L	0.050	11/08/24 20:13	
EPA 6020B	Arsenic	0.0046J	mg/L	0.0050	11/13/24 18:12	B
EPA 6020B	Barium	0.074	mg/L	0.0050	11/13/24 18:12	
EPA 6020B	Boron	1.1	mg/L	0.040	11/13/24 18:12	
EPA 6020B	Cadmium	0.00037J	mg/L	0.00050	11/13/24 18:12	
EPA 6020B	Cobalt	0.0053	mg/L	0.0050	11/13/24 18:12	
EPA 6020B	Lithium	0.0037J	mg/L	0.030	11/13/24 18:12	
EPA 6020B	Molybdenum	0.12	mg/L	0.010	11/13/24 18:12	
SM 2540C-2015	Total Dissolved Solids	549	mg/L	25.0	11/12/24 15:09	
SM 2320B-2011	Alkalinity,Bicarbonate (CaCO3)	107	mg/L	5.0	11/12/24 18:25	
SM 2320B-2011	Alkalinity, Total as CaCO3	107	mg/L	5.0	11/12/24 18:25	
EPA 300.0 Rev 2.1 1993	Chloride	32.2	mg/L	1.0	11/07/24 18:59	
EPA 300.0 Rev 2.1 1993	Fluoride	0.26	mg/L	0.10	11/07/24 18:59	
EPA 300.0 Rev 2.1 1993	Sulfate	204	mg/L	5.0	11/08/24 03:40	
92762188007	**HAM-PT-13**					
EPA 6010D	Iron	8.6	mg/L	0.040	11/08/24 20:18	
EPA 6010D	Manganese	2.9	mg/L	0.040	11/08/24 20:18	
EPA 6010D	Potassium	5.9	mg/L	0.50	11/08/24 20:18	
EPA 6010D	Sodium	11.3	mg/L	1.0	11/08/24 20:18	
EPA 6010D	Calcium	119	mg/L	1.0	11/08/24 20:18	
EPA 6010D	Magnesium	16.9	mg/L	0.050	11/08/24 20:18	
EPA 6020B	Arsenic	0.14	mg/L	0.0050	11/13/24 18:16	
EPA 6020B	Barium	0.050	mg/L	0.0050	11/13/24 18:16	
EPA 6020B	Beryllium	0.00011J	mg/L	0.00050	11/13/24 18:16	
EPA 6020B	Boron	0.65	mg/L	0.040	11/13/24 18:16	
EPA 6020B	Cobalt	0.024	mg/L	0.0050	11/13/24 18:16	
EPA 6020B	Lithium	0.058	mg/L	0.030	11/13/24 18:16	
EPA 6020B	Molybdenum	0.0072J	mg/L	0.010	11/13/24 18:16	
EPA 6020B	Selenium	0.0011J	mg/L	0.0050	11/13/24 18:16	
SM 2540C-2015	Total Dissolved Solids	550	mg/L	25.0	11/07/24 12:31	
SM 2320B-2011	Alkalinity,Bicarbonate (CaCO3)	147	mg/L	5.0	11/12/24 14:13	

This report shall not be reproduced, except in full,
without the written consent of Pace Analytical Services, LLC.

Pace Analytical Services, LLC
9800 Kincey Ave. Suite 100
Huntersville, NC 28078
(704)875-9092

SUMMARY OF DETECTION

Project: Hammond AP-1
Pace Project No.: 92762188

Lab Sample ID Method	Client Sample ID Parameters	Result	Units	Report Limit	Analyzed	Qualifiers
92762188007	**HAM-PT-13**					
SM 2320B-2011	Alkalinity, Total as CaCO3	147	mg/L	5.0	11/12/24 14:13	
EPA 300.0 Rev 2.1 1993	Chloride	18.5	mg/L	1.0	11/07/24 19:14	
EPA 300.0 Rev 2.1 1993	Fluoride	0.32	mg/L	0.10	11/07/24 19:14	
EPA 300.0 Rev 2.1 1993	Sulfate	199	mg/L	4.0	11/08/24 04:41	
92762188008	**HAM-PT-14**					
EPA 6010D	Iron	13.5	mg/L	0.040	11/08/24 20:23	
EPA 6010D	Manganese	2.8	mg/L	0.040	11/08/24 20:23	
EPA 6010D	Potassium	5.8	mg/L	0.50	11/08/24 20:23	
EPA 6010D	Sodium	8.7	mg/L	1.0	11/08/24 20:23	
EPA 6010D	Calcium	123	mg/L	1.0	11/08/24 20:23	
EPA 6010D	Magnesium	17.6	mg/L	0.050	11/08/24 20:23	
EPA 6020B	Arsenic	0.26	mg/L	0.0050	11/13/24 18:20	
EPA 6020B	Barium	0.045	mg/L	0.0050	11/13/24 18:20	
EPA 6020B	Boron	0.66	mg/L	0.040	11/13/24 18:20	
EPA 6020B	Cobalt	0.023	mg/L	0.0050	11/13/24 18:20	
EPA 6020B	Lithium	0.051	mg/L	0.030	11/13/24 18:20	
EPA 6020B	Molybdenum	0.016	mg/L	0.010	11/13/24 18:20	
EPA 6020B	Selenium	0.0012J	mg/L	0.0050	11/13/24 18:20	
SM 2540C-2015	Total Dissolved Solids	628	mg/L	25.0	11/07/24 12:31	
SM 2320B-2011	Alkalinity,Bicarbonate (CaCO3)	148	mg/L	5.0	11/12/24 14:31	
SM 2320B-2011	Alkalinity, Total as CaCO3	148	mg/L	5.0	11/12/24 14:31	
EPA 300.0 Rev 2.1 1993	Chloride	15.2	mg/L	1.0	11/07/24 19:30	
EPA 300.0 Rev 2.1 1993	Fluoride	0.25	mg/L	0.10	11/07/24 19:30	
EPA 300.0 Rev 2.1 1993	Sulfate	196	mg/L	4.0	11/08/24 04:56	
92762188009	**HAM-PT-15**					
EPA 6010D	Iron	1.1	mg/L	0.040	11/08/24 20:28	
EPA 6010D	Manganese	2.9	mg/L	0.040	11/08/24 20:28	
EPA 6010D	Potassium	5.3	mg/L	0.50	11/08/24 20:28	
EPA 6010D	Sodium	8.8	mg/L	1.0	11/08/24 20:28	
EPA 6010D	Calcium	119	mg/L	1.0	11/08/24 20:28	
EPA 6010D	Magnesium	14.2	mg/L	0.050	11/08/24 20:28	
EPA 6020B	Arsenic	0.040	mg/L	0.0050	11/13/24 18:24	
EPA 6020B	Barium	0.051	mg/L	0.0050	11/13/24 18:24	
EPA 6020B	Boron	0.74	mg/L	0.040	11/13/24 18:24	
EPA 6020B	Cadmium	0.00034J	mg/L	0.00050	11/13/24 18:24	
EPA 6020B	Cobalt	0.019	mg/L	0.0050	11/13/24 18:24	
EPA 6020B	Lithium	0.046	mg/L	0.030	11/13/24 18:24	
EPA 6020B	Molybdenum	0.012	mg/L	0.010	11/13/24 18:24	
EPA 6020B	Selenium	0.0020J	mg/L	0.0050	11/13/24 18:24	
EPA 6020B	Thallium	0.00041J	mg/L	0.0010	11/13/24 18:24	
SM 2540C-2015	Total Dissolved Solids	543	mg/L	25.0	11/07/24 12:31	
SM 2320B-2011	Alkalinity,Bicarbonate (CaCO3)	140	mg/L	5.0	11/12/24 14:41	
SM 2320B-2011	Alkalinity, Total as CaCO3	140	mg/L	5.0	11/12/24 14:41	
EPA 300.0 Rev 2.1 1993	Chloride	16.0	mg/L	1.0	11/07/24 19:45	
EPA 300.0 Rev 2.1 1993	Fluoride	0.28	mg/L	0.10	11/07/24 19:45	
EPA 300.0 Rev 2.1 1993	Sulfate	194	mg/L	4.0	11/08/24 05:12	

This report shall not be reproduced, except in full,
without the written consent of Pace Analytical Services, LLC.

Pace Analytical Services, LLC
9800 Kincey Ave. Suite 100
Huntersville, NC 28078
(704)875-9092

SUMMARY OF DETECTION

Project: Hammond AP-1
Pace Project No.: 92762188

Lab Sample ID Method	Client Sample ID Parameters	Result	Units	Report Limit	Analyzed	Qualifiers
92762188010	**HAM-AP1-EB-01**					
EPA 6010D	Magnesium	0.019J	mg/L	0.050	11/08/24 20:32	
EPA 6020B	Arsenic	0.0021J	mg/L	0.0050	11/13/24 18:33	B
SM 2540C-2015	Total Dissolved Solids	57.0	mg/L	25.0	11/07/24 12:33	
92762188011	**HAM-AP1-FB-01**					
EPA 6010D	Sodium	0.74J	mg/L	1.0	11/08/24 20:37	
EPA 6010D	Calcium	0.40J	mg/L	1.0	11/08/24 20:37	
EPA 6010D	Magnesium	0.10	mg/L	0.050	11/08/24 20:37	
EPA 6020B	Arsenic	0.0017J	mg/L	0.0050	11/13/24 18:37	B
EPA 6020B	Barium	0.0022J	mg/L	0.0050	11/13/24 18:37	
92762188012	**HAM-AP1-FD-01**					
EPA 6010D	Iron	0.66	mg/L	0.040	11/08/24 20:42	
EPA 6010D	Manganese	1.5	mg/L	0.040	11/08/24 20:42	
EPA 6010D	Potassium	5.6	mg/L	0.50	11/08/24 20:42	
EPA 6010D	Sodium	8.2	mg/L	1.0	11/08/24 20:42	
EPA 6010D	Calcium	106	mg/L	1.0	11/08/24 20:42	
EPA 6010D	Magnesium	14.5	mg/L	0.050	11/08/24 20:42	
EPA 6020B	Arsenic	0.028	mg/L	0.0050	11/13/24 18:41	
EPA 6020B	Barium	0.054	mg/L	0.0050	11/13/24 18:41	
EPA 6020B	Boron	0.70	mg/L	0.040	11/13/24 18:41	
EPA 6020B	Cobalt	0.033	mg/L	0.0050	11/13/24 18:41	
EPA 6020B	Lithium	0.025J	mg/L	0.030	11/13/24 18:41	
EPA 6020B	Molybdenum	0.010	mg/L	0.010	11/13/24 18:41	
EPA 6020B	Selenium	0.0014J	mg/L	0.0050	11/13/24 18:41	
SM 2540C-2015	Total Dissolved Solids	497	mg/L	25.0	11/07/24 12:34	
SM 2320B-2011	Alkalinity,Bicarbonate (CaCO3)	102	mg/L	5.0	11/14/24 18:40	
SM 2320B-2011	Alkalinity, Total as CaCO3	102	mg/L	5.0	11/14/24 18:40	
EPA 300.0 Rev 2.1 1993	Chloride	15.8	mg/L	1.0	11/07/24 21:02	
EPA 300.0 Rev 2.1 1993	Fluoride	0.16	mg/L	0.10	11/07/24 21:02	
EPA 300.0 Rev 2.1 1993	Sulfate	190	mg/L	4.0	11/08/24 05:27	M1

This report shall not be reproduced, except in full,
without the written consent of Pace Analytical Services, LLC.

Pace Analytical Services, LLC
9800 Kincey Ave. Suite 100
Huntersville, NC 28078
(704)875-9092

ANALYTICAL RESULTS

Project: Hammond AP-1
Pace Project No.: 92762188

Sample: HAM-PT-07 **Lab ID: 92762188001** Collected: 11/04/24 12:34 Received: 11/06/24 14:15 Matrix: Water

Parameters	Results	Units	Report Limit	MDL	DF	Prepared	Analyzed	CAS No.	Qual
6010D ATL ICP	Analytical Method: EPA 6010D Preparation Method: EPA 3010A								
	Pace Analytical Services - Peachtree Corners, GA								
Iron	**6.6**	mg/L	0.040	0.025	1	11/08/24 12:32	11/08/24 19:24	7439-89-6	
Manganese	**3.1**	mg/L	0.040	0.011	1	11/08/24 12:32	11/08/24 19:24	7439-96-5	
Potassium	**5.9**	mg/L	0.50	0.15	1	11/08/24 12:32	11/08/24 19:24	7440-09-7	
Sodium	**9.8**	mg/L	1.0	0.58	1	11/08/24 12:32	11/08/24 19:24	7440-23-5	M1
Calcium	**121**	mg/L	1.0	0.12	1	11/08/24 12:32	11/08/24 19:24	7440-70-2	M1
Magnesium	**17.9**	mg/L	0.050	0.012	1	11/08/24 12:32	11/08/24 19:24	7439-95-4	M1
6020 MET ICPMS	Analytical Method: EPA 6020B Preparation Method: EPA 3005A								
	Pace Analytical Services - Peachtree Corners, GA								
Antimony	ND	mg/L	0.0030	0.00054	1	11/08/24 12:13	11/13/24 17:15	7440-36-0	
Arsenic	**0.11**	mg/L	0.0050	0.00084	1	11/08/24 12:13	11/13/24 17:15	7440-38-2	
Barium	**0.051**	mg/L	0.0050	0.00047	1	11/08/24 12:13	11/13/24 17:15	7440-39-3	
Beryllium	ND	mg/L	0.00050	0.000094	1	11/08/24 12:13	11/13/24 17:15	7440-41-7	
Boron	**0.67**	mg/L	0.040	0.012	1	11/08/24 12:13	11/13/24 17:15	7440-42-8	
Cadmium	ND	mg/L	0.00050	0.00010	1	11/08/24 12:13	11/13/24 17:15	7440-43-9	
Chromium	ND	mg/L	0.0050	0.0019	1	11/08/24 12:13	11/13/24 17:15	7440-47-3	
Cobalt	**0.042**	mg/L	0.0050	0.00032	1	11/08/24 12:13	11/13/24 17:15	7440-48-4	
Lead	**0.00019J**	mg/L	0.0010	0.00016	1	11/08/24 12:13	11/13/24 17:15	7439-92-1	
Lithium	**0.051**	mg/L	0.030	0.0016	1	11/08/24 12:13	11/13/24 17:15	7439-93-2	
Molybdenum	**0.0088J**	mg/L	0.010	0.00062	1	11/08/24 12:13	11/13/24 17:15	7439-98-7	
Selenium	ND	mg/L	0.0050	0.00096	1	11/08/24 12:13	11/13/24 17:15	7782-49-2	
Thallium	ND	mg/L	0.0010	0.00038	1	11/08/24 12:13	11/13/24 17:15	7440-28-0	
7470 Mercury	Analytical Method: EPA 7470A Preparation Method: EPA 7470A								
	Pace Analytical Services - Peachtree Corners, GA								
Mercury	ND	mg/L	0.00020	0.00013	1	11/19/24 08:00	11/19/24 12:56	7439-97-6	
2540C Total Dissolved Solids	Analytical Method: SM 2540C-2015								
	Pace Analytical Services - Peachtree Corners, GA								
Total Dissolved Solids	**542**	mg/L	25.0	25.0	1		11/07/24 12:29		
2320B Alkalinity	Analytical Method: SM 2320B-2011								
	Pace Analytical Services - Asheville								
Alkalinity,Bicarbonate (CaCO3)	**152**	mg/L	5.0	5.0	1		11/12/24 13:55		
Alkalinity,Carbonate (CaCO3)	ND	mg/L	5.0	5.0	1		11/12/24 13:55		
Alkalinity, Total as CaCO3	**152**	mg/L	5.0	5.0	1		11/12/24 13:55		
4500S2D Sulfide Water	Analytical Method: SM 4500-S2D-2011								
	Pace Analytical Services - Asheville								
Sulfide	ND	mg/L	0.10	0.022	1		11/09/24 04:17	18496-25-8	
300.0 IC Anions 28 Days	Analytical Method: EPA 300.0 Rev 2.1 1993								
	Pace Analytical Services - Asheville								
Chloride	**16.5**	mg/L	1.0	0.60	1		11/07/24 16:25	16887-00-6	

This report shall not be reproduced, except in full,
without the written consent of Pace Analytical Services, LLC.

Pace Analytical Services, LLC
9800 Kincey Ave. Suite 100
Huntersville, NC 28078
(704)875-9092

ANALYTICAL RESULTS

Project: Hammond AP-1
Pace Project No.: 92762188

Sample: HAM-PT-07 **Lab ID: 92762188001** Collected: 11/04/24 12:34 Received: 11/06/24 14:15 Matrix: Water

Parameters	Results	Units	Report Limit	MDL	DF	Prepared	Analyzed	CAS No.	Qual
300.0 IC Anions 28 Days	Analytical Method: EPA 300.0 Rev 2.1 1993 Pace Analytical Services - Asheville								
Fluoride	**0.29**	mg/L	0.10	0.050	1		11/07/24 16:25	16984-48-8	
Sulfate	**194**	mg/L	4.0	2.0	4		11/08/24 01:54	14808-79-8	

This report shall not be reproduced, except in full,
without the written consent of Pace Analytical Services, LLC.

Pace Analytical Services, LLC
9800 Kincey Ave. Suite 100
Huntersville, NC 28078
(704)875-9092

ANALYTICAL RESULTS

Project: Hammond AP-1
Pace Project No.: 92762188

Sample: HAM-PT-08 **Lab ID: 92762188002** Collected: 11/04/24 12:14 Received: 11/06/24 14:15 Matrix: Water

Parameters	Results	Units	Report Limit	MDL	DF	Prepared	Analyzed	CAS No.	Qual
6010D ATL ICP	Analytical Method: EPA 6010D Preparation Method: EPA 3010A								
	Pace Analytical Services - Peachtree Corners, GA								
Iron	**0.63**	mg/L	0.040	0.025	1	11/08/24 12:32	11/08/24 19:44	7439-89-6	
Manganese	**1.4**	mg/L	0.040	0.011	1	11/08/24 12:32	11/08/24 19:44	7439-96-5	
Potassium	**5.7**	mg/L	0.50	0.15	1	11/08/24 12:32	11/08/24 19:44	7440-09-7	
Sodium	**8.2**	mg/L	1.0	0.58	1	11/08/24 12:32	11/08/24 19:44	7440-23-5	
Calcium	**105**	mg/L	1.0	0.12	1	11/08/24 12:32	11/08/24 19:44	7440-70-2	
Magnesium	**14.4**	mg/L	0.050	0.012	1	11/08/24 12:32	11/08/24 19:44	7439-95-4	
6020 MET ICPMS	Analytical Method: EPA 6020B Preparation Method: EPA 3005A								
	Pace Analytical Services - Peachtree Corners, GA								
Antimony	ND	mg/L	0.0030	0.00054	1	11/08/24 12:13	11/13/24 17:19	7440-36-0	
Arsenic	**0.027**	mg/L	0.0050	0.00084	1	11/08/24 12:13	11/13/24 17:19	7440-38-2	
Barium	**0.053**	mg/L	0.0050	0.00047	1	11/08/24 12:13	11/13/24 17:19	7440-39-3	
Beryllium	ND	mg/L	0.00050	0.000094	1	11/08/24 12:13	11/13/24 17:19	7440-41-7	
Boron	**0.70**	mg/L	0.040	0.012	1	11/08/24 12:13	11/13/24 17:19	7440-42-8	
Cadmium	ND	mg/L	0.00050	0.00010	1	11/08/24 12:13	11/13/24 17:19	7440-43-9	
Chromium	ND	mg/L	0.0050	0.0019	1	11/08/24 12:13	11/13/24 17:19	7440-47-3	
Cobalt	**0.032**	mg/L	0.0050	0.00032	1	11/08/24 12:13	11/13/24 17:19	7440-48-4	
Lead	ND	mg/L	0.0010	0.00016	1	11/08/24 12:13	11/13/24 17:19	7439-92-1	
Lithium	**0.023J**	mg/L	0.030	0.0016	1	11/08/24 12:13	11/13/24 17:19	7439-93-2	
Molybdenum	**0.0097J**	mg/L	0.010	0.00062	1	11/08/24 12:13	11/13/24 17:19	7439-98-7	
Selenium	**0.0014J**	mg/L	0.0050	0.00096	1	11/08/24 12:13	11/13/24 17:19	7782-49-2	
Thallium	ND	mg/L	0.0010	0.00038	1	11/08/24 12:13	11/13/24 17:19	7440-28-0	
7470 Mercury	Analytical Method: EPA 7470A Preparation Method: EPA 7470A								
	Pace Analytical Services - Peachtree Corners, GA								
Mercury	ND	mg/L	0.00020	0.00013	1	11/19/24 08:00	11/19/24 12:59	7439-97-6	
2540C Total Dissolved Solids	Analytical Method: SM 2540C-2015								
	Pace Analytical Services - Peachtree Corners, GA								
Total Dissolved Solids	**474**	mg/L	25.0	25.0	1		11/07/24 12:30		
2320B Alkalinity	Analytical Method: SM 2320B-2011								
	Pace Analytical Services - Asheville								
Alkalinity,Bicarbonate (CaCO3)	**98.7**	mg/L	5.0	5.0	1		11/12/24 14:05		
Alkalinity,Carbonate (CaCO3)	ND	mg/L	5.0	5.0	1		11/12/24 14:05		
Alkalinity, Total as CaCO3	**98.7**	mg/L	5.0	5.0	1		11/12/24 14:05		
4500S2D Sulfide Water	Analytical Method: SM 4500-S2D-2011								
	Pace Analytical Services - Asheville								
Sulfide	ND	mg/L	0.10	0.022	1		11/09/24 04:19	18496-25-8	
300.0 IC Anions 28 Days	Analytical Method: EPA 300.0 Rev 2.1 1993								
	Pace Analytical Services - Asheville								
Chloride	**15.6**	mg/L	1.0	0.60	1		11/07/24 16:40	16887-00-6	

This report shall not be reproduced, except in full,
without the written consent of Pace Analytical Services, LLC.

Pace Analytical Services, LLC
9800 Kincey Ave. Suite 100
Huntersville, NC 28078
(704)875-9092

ANALYTICAL RESULTS

Project: Hammond AP-1
Pace Project No.: 92762188

Sample: HAM-PT-08 **Lab ID: 92762188002** Collected: 11/04/24 12:14 Received: 11/06/24 14:15 Matrix: Water

Parameters	Results	Units	Report Limit	MDL	DF	Prepared	Analyzed	CAS No.	Qual
300.0 IC Anions 28 Days	Analytical Method: EPA 300.0 Rev 2.1 1993 Pace Analytical Services - Asheville								
Fluoride	**0.15**	mg/L	0.10	0.050	1		11/07/24 16:40	16984-48-8	
Sulfate	**187**	mg/L	4.0	2.0	4		11/08/24 02:09	14808-79-8	

This report shall not be reproduced, except in full,
without the written consent of Pace Analytical Services, LLC.

Pace Analytical Services, LLC
9800 Kincey Ave. Suite 100
Huntersville, NC 28078
(704)875-9092

ANALYTICAL RESULTS

Project: Hammond AP-1
Pace Project No.: 92762188

Sample: HAM-PT-09 **Lab ID: 92762188003** Collected: 11/05/24 11:54 Received: 11/06/24 14:15 Matrix: Water

Parameters	Results	Units	Report Limit	MDL	DF	Prepared	Analyzed	CAS No.	Qual
6010D ATL ICP	Analytical Method: EPA 6010D Preparation Method: EPA 3010A Pace Analytical Services - Peachtree Corners, GA								
Iron	**0.37**	mg/L	0.040	0.025	1	11/08/24 12:32	11/08/24 19:49	7439-89-6	
Manganese	**0.44**	mg/L	0.040	0.011	1	11/08/24 12:32	11/08/24 19:49	7439-96-5	
Potassium	**6.4**	mg/L	0.50	0.15	1	11/08/24 12:32	11/08/24 19:49	7440-09-7	
Sodium	**9.7**	mg/L	1.0	0.58	1	11/08/24 12:32	11/08/24 19:49	7440-23-5	
Calcium	**106**	mg/L	1.0	0.12	1	11/08/24 12:32	11/08/24 19:49	7440-70-2	
Magnesium	**25.0**	mg/L	0.050	0.012	1	11/08/24 12:32	11/08/24 19:49	7439-95-4	
6020 MET ICPMS	Analytical Method: EPA 6020B Preparation Method: EPA 3005A Pace Analytical Services - Peachtree Corners, GA								
Antimony	**0.00060J**	mg/L	0.0030	0.00054	1	11/08/24 12:13	11/13/24 17:35	7440-36-0	
Arsenic	**0.0028J**	mg/L	0.0050	0.00084	1	11/08/24 12:13	11/13/24 17:35	7440-38-2	B
Barium	**0.072**	mg/L	0.0050	0.00047	1	11/08/24 12:13	11/13/24 17:35	7440-39-3	
Beryllium	ND	mg/L	0.00050	0.000094	1	11/08/24 12:13	11/13/24 17:35	7440-41-7	
Boron	**1.6**	mg/L	0.040	0.012	1	11/08/24 12:13	11/13/24 17:35	7440-42-8	
Cadmium	**0.00023J**	mg/L	0.00050	0.00010	1	11/08/24 12:13	11/13/24 17:35	7440-43-9	
Chromium	ND	mg/L	0.0050	0.0019	1	11/08/24 12:13	11/13/24 17:35	7440-47-3	
Cobalt	**0.0040J**	mg/L	0.0050	0.00032	1	11/08/24 12:13	11/13/24 17:35	7440-48-4	
Lead	ND	mg/L	0.0010	0.00016	1	11/08/24 12:13	11/13/24 17:35	7439-92-1	
Lithium	**0.0029J**	mg/L	0.030	0.0016	1	11/08/24 12:13	11/13/24 17:35	7439-93-2	
Molybdenum	**0.22**	mg/L	0.010	0.00062	1	11/08/24 12:13	11/13/24 17:35	7439-98-7	
Selenium	**0.00099J**	mg/L	0.0050	0.00096	1	11/08/24 12:13	11/13/24 17:35	7782-49-2	
Thallium	ND	mg/L	0.0010	0.00038	1	11/08/24 12:13	11/13/24 17:35	7440-28-0	
7470 Mercury	Analytical Method: EPA 7470A Preparation Method: EPA 7470A Pace Analytical Services - Peachtree Corners, GA								
Mercury	ND	mg/L	0.00020	0.00013	1	11/19/24 08:00	11/19/24 13:10	7439-97-6	
2540C Total Dissolved Solids	Analytical Method: SM 2540C-2015 Pace Analytical Services - Peachtree Corners, GA								
Total Dissolved Solids	**563**	mg/L	25.0	25.0	1		11/07/24 12:32		
2320B Alkalinity	Analytical Method: SM 2320B-2011 Pace Analytical Services - Asheville								
Alkalinity,Bicarbonate (CaCO3)	**122**	mg/L	5.0	5.0	1		11/12/24 18:00		
Alkalinity,Carbonate (CaCO3)	ND	mg/L	5.0	5.0	1		11/12/24 18:00		
Alkalinity, Total as CaCO3	**122**	mg/L	5.0	5.0	1		11/12/24 18:00		
4500S2D Sulfide Water	Analytical Method: SM 4500-S2D-2011 Pace Analytical Services - Asheville								
Sulfide	ND	mg/L	0.10	0.022	1		11/09/24 04:21	18496-25-8	
300.0 IC Anions 28 Days	Analytical Method: EPA 300.0 Rev 2.1 1993 Pace Analytical Services - Asheville								
Chloride	**48.3**	mg/L	1.0	0.60	1		11/07/24 17:26	16887-00-6	

This report shall not be reproduced, except in full,
without the written consent of Pace Analytical Services, LLC.

Pace Analytical Services, LLC
9800 Kincey Ave. Suite 100
Huntersville, NC 28078
(704)875-9092

ANALYTICAL RESULTS

Project: Hammond AP-1
Pace Project No.: 92762188

Sample: HAM-PT-09 **Lab ID: 92762188003** Collected: 11/05/24 11:54 Received: 11/06/24 14:15 Matrix: Water

Parameters	Results	Units	Report Limit	MDL	DF	Prepared	Analyzed	CAS No.	Qual
300.0 IC Anions 28 Days	Analytical Method: EPA 300.0 Rev 2.1 1993 Pace Analytical Services - Asheville								
Fluoride	**0.37**	mg/L	0.10	0.050	1		11/07/24 17:26	16984-48-8	
Sulfate	**165**	mg/L	4.0	2.0	4		11/08/24 02:54	14808-79-8	

This report shall not be reproduced, except in full,
without the written consent of Pace Analytical Services, LLC.

Pace Analytical Services, LLC
9800 Kincey Ave. Suite 100
Huntersville, NC 28078
(704)875-9092

ANALYTICAL RESULTS

Project: Hammond AP-1
Pace Project No.: 92762188

Sample: HAM-PT-10 **Lab ID: 92762188004** Collected: 11/05/24 09:29 Received: 11/06/24 14:15 Matrix: Water

Parameters	Results	Units	Report Limit	MDL	DF	Prepared	Analyzed	CAS No.	Qual
6010D ATL ICP	Analytical Method: EPA 6010D Preparation Method: EPA 3010A Pace Analytical Services - Peachtree Corners, GA								
Iron	**0.033J**	mg/L	0.040	0.025	1	11/08/24 12:32	11/08/24 19:54	7439-89-6	
Manganese	**0.40**	mg/L	0.040	0.011	1	11/08/24 12:32	11/08/24 19:54	7439-96-5	
Potassium	**6.9**	mg/L	0.50	0.15	1	11/08/24 12:32	11/08/24 19:54	7440-09-7	
Sodium	**9.2**	mg/L	1.0	0.58	1	11/08/24 12:32	11/08/24 19:54	7440-23-5	
Calcium	**107**	mg/L	1.0	0.12	1	11/08/24 12:32	11/08/24 19:54	7440-70-2	
Magnesium	**13.9**	mg/L	0.050	0.012	1	11/08/24 12:32	11/08/24 19:54	7439-95-4	
6020 MET ICPMS	Analytical Method: EPA 6020B Preparation Method: EPA 3005A Pace Analytical Services - Peachtree Corners, GA								
Antimony	ND	mg/L	0.0030	0.00054	1	11/08/24 12:13	11/13/24 17:39	7440-36-0	
Arsenic	**0.0021J**	mg/L	0.0050	0.00084	1	11/08/24 12:13	11/13/24 17:39	7440-38-2	B
Barium	**0.050**	mg/L	0.0050	0.00047	1	11/08/24 12:13	11/13/24 17:39	7440-39-3	
Beryllium	ND	mg/L	0.00050	0.000094	1	11/08/24 12:13	11/13/24 17:39	7440-41-7	
Boron	**1.7**	mg/L	0.040	0.012	1	11/08/24 12:13	11/13/24 17:39	7440-42-8	
Cadmium	**0.00013J**	mg/L	0.00050	0.00010	1	11/08/24 12:13	11/13/24 17:39	7440-43-9	
Chromium	ND	mg/L	0.0050	0.0019	1	11/08/24 12:13	11/13/24 17:39	7440-47-3	
Cobalt	**0.0014J**	mg/L	0.0050	0.00032	1	11/08/24 12:13	11/13/24 17:39	7440-48-4	
Lead	ND	mg/L	0.0010	0.00016	1	11/08/24 12:13	11/13/24 17:39	7439-92-1	
Lithium	ND	mg/L	0.030	0.0016	1	11/08/24 12:13	11/13/24 17:39	7439-93-2	
Molybdenum	**0.21**	mg/L	0.010	0.00062	1	11/08/24 12:13	11/13/24 17:39	7439-98-7	
Selenium	**0.0011J**	mg/L	0.0050	0.00096	1	11/08/24 12:13	11/13/24 17:39	7782-49-2	
Thallium	ND	mg/L	0.0010	0.00038	1	11/08/24 12:13	11/13/24 17:39	7440-28-0	
7470 Mercury	Analytical Method: EPA 7470A Preparation Method: EPA 7470A Pace Analytical Services - Peachtree Corners, GA								
Mercury	ND	mg/L	0.00020	0.00013	1	11/19/24 08:00	11/19/24 13:12	7439-97-6	
2540C Total Dissolved Solids	Analytical Method: SM 2540C-2015 Pace Analytical Services - Peachtree Corners, GA								
Total Dissolved Solids	**527**	mg/L	25.0	25.0	1		11/07/24 12:32		
2320B Alkalinity	Analytical Method: SM 2320B-2011 Pace Analytical Services - Asheville								
Alkalinity,Bicarbonate (CaCO3)	**132**	mg/L	5.0	5.0	1		11/12/24 18:08		
Alkalinity,Carbonate (CaCO3)	ND	mg/L	5.0	5.0	1		11/12/24 18:08		
Alkalinity, Total as CaCO3	**132**	mg/L	5.0	5.0	1		11/12/24 18:08		
4500S2D Sulfide Water	Analytical Method: SM 4500-S2D-2011 Pace Analytical Services - Asheville								
Sulfide	ND	mg/L	0.10	0.022	1		11/09/24 04:22	18496-25-8	
300.0 IC Anions 28 Days	Analytical Method: EPA 300.0 Rev 2.1 1993 Pace Analytical Services - Asheville								
Chloride	**45.1**	mg/L	1.0	0.60	1		11/07/24 17:42	16887-00-6	

This report shall not be reproduced, except in full,
without the written consent of Pace Analytical Services, LLC.

Pace Analytical Services, LLC
9800 Kincey Ave. Suite 100
Huntersville, NC 28078
(704)875-9092

ANALYTICAL RESULTS

Project: Hammond AP-1
Pace Project No.: 92762188

Sample: HAM-PT-10 **Lab ID: 92762188004** Collected: 11/05/24 09:29 Received: 11/06/24 14:15 Matrix: Water

Parameters	Results	Units	Report Limit	MDL	DF	Prepared	Analyzed	CAS No.	Qual
300.0 IC Anions 28 Days	Analytical Method: EPA 300.0 Rev 2.1 1993 Pace Analytical Services - Asheville								
Fluoride	**0.27**	mg/L	0.10	0.050	1		11/07/24 17:42	16984-48-8	
Sulfate	**129**	mg/L	3.0	1.5	3		11/08/24 03:09	14808-79-8	

This report shall not be reproduced, except in full,
without the written consent of Pace Analytical Services, LLC.

Pace Analytical Services, LLC
9800 Kincey Ave. Suite 100
Huntersville, NC 28078
(704)875-9092

ANALYTICAL RESULTS

Project: Hammond AP-1
Pace Project No.: 92762188

Sample: HAM-PT-11 **Lab ID: 92762188005** Collected: 11/05/24 09:25 Received: 11/06/24 14:15 Matrix: Water

Parameters	Results	Units	Report Limit	MDL	DF	Prepared	Analyzed	CAS No.	Qual
6010D ATL ICP	Analytical Method: EPA 6010D Preparation Method: EPA 3010A Pace Analytical Services - Peachtree Corners, GA								
Iron	**0.19**	mg/L	0.040	0.025	1	11/08/24 12:32	11/08/24 19:58	7439-89-6	
Manganese	**0.66**	mg/L	0.040	0.011	1	11/08/24 12:32	11/08/24 19:58	7439-96-5	
Potassium	**6.3**	mg/L	0.50	0.15	1	11/08/24 12:32	11/08/24 19:58	7440-09-7	
Sodium	**9.1**	mg/L	1.0	0.58	1	11/08/24 12:32	11/08/24 19:58	7440-23-5	
Calcium	**112**	mg/L	1.0	0.12	1	11/08/24 12:32	11/08/24 19:58	7440-70-2	
Magnesium	**19.1**	mg/L	0.050	0.012	1	11/08/24 12:32	11/08/24 19:58	7439-95-4	
6020 MET ICPMS	Analytical Method: EPA 6020B Preparation Method: EPA 3005A Pace Analytical Services - Peachtree Corners, GA								
Antimony	ND	mg/L	0.0030	0.00054	1	11/08/24 12:13	11/13/24 17:43	7440-36-0	
Arsenic	**0.0030J**	mg/L	0.0050	0.00084	1	11/08/24 12:13	11/13/24 17:43	7440-38-2	B
Barium	**0.074**	mg/L	0.0050	0.00047	1	11/08/24 12:13	11/13/24 17:43	7440-39-3	
Beryllium	ND	mg/L	0.00050	0.000094	1	11/08/24 12:13	11/13/24 17:43	7440-41-7	
Boron	**1.6**	mg/L	0.040	0.012	1	11/08/24 12:13	11/13/24 17:43	7440-42-8	
Cadmium	**0.00018J**	mg/L	0.00050	0.00010	1	11/08/24 12:13	11/13/24 17:43	7440-43-9	
Chromium	ND	mg/L	0.0050	0.0019	1	11/08/24 12:13	11/13/24 17:43	7440-47-3	
Cobalt	**0.0079**	mg/L	0.0050	0.00032	1	11/08/24 12:13	11/13/24 17:43	7440-48-4	
Lead	ND	mg/L	0.0010	0.00016	1	11/08/24 12:13	11/13/24 17:43	7439-92-1	
Lithium	**0.0046J**	mg/L	0.030	0.0016	1	11/08/24 12:13	11/13/24 17:43	7439-93-2	
Molybdenum	**0.11**	mg/L	0.010	0.00062	1	11/08/24 12:13	11/13/24 17:43	7439-98-7	
Selenium	ND	mg/L	0.0050	0.00096	1	11/08/24 12:13	11/13/24 17:43	7782-49-2	
Thallium	ND	mg/L	0.0010	0.00038	1	11/08/24 12:13	11/13/24 17:43	7440-28-0	
7470 Mercury	Analytical Method: EPA 7470A Preparation Method: EPA 7470A Pace Analytical Services - Peachtree Corners, GA								
Mercury	ND	mg/L	0.00020	0.00013	1	11/19/24 08:00	11/19/24 13:15	7439-97-6	
2540C Total Dissolved Solids	Analytical Method: SM 2540C-2015 Pace Analytical Services - Peachtree Corners, GA								
Total Dissolved Solids	**563**	mg/L	25.0	25.0	1		11/07/24 12:33		
2320B Alkalinity	Analytical Method: SM 2320B-2011 Pace Analytical Services - Asheville								
Alkalinity,Bicarbonate (CaCO3)	**128**	mg/L	5.0	5.0	1		11/12/24 18:17		
Alkalinity,Carbonate (CaCO3)	ND	mg/L	5.0	5.0	1		11/12/24 18:17		
Alkalinity, Total as CaCO3	**128**	mg/L	5.0	5.0	1		11/12/24 18:17		
4500S2D Sulfide Water	Analytical Method: SM 4500-S2D-2011 Pace Analytical Services - Asheville								
Sulfide	ND	mg/L	0.10	0.022	1		11/09/24 04:22	18496-25-8	
300.0 IC Anions 28 Days	Analytical Method: EPA 300.0 Rev 2.1 1993 Pace Analytical Services - Asheville								
Chloride	**46.9**	mg/L	1.0	0.60	1		11/07/24 17:57	16887-00-6	

This report shall not be reproduced, except in full,
without the written consent of Pace Analytical Services, LLC.

Pace Analytical Services, LLC
9800 Kincey Ave. Suite 100
Huntersville, NC 28078
(704)875-9092

ANALYTICAL RESULTS

Project: Hammond AP-1
Pace Project No.: 92762188

Sample: HAM-PT-11 **Lab ID: 92762188005** Collected: 11/05/24 09:25 Received: 11/06/24 14:15 Matrix: Water

Parameters	Results	Units	Report Limit	MDL	DF	Prepared	Analyzed	CAS No.	Qual
300.0 IC Anions 28 Days	Analytical Method: EPA 300.0 Rev 2.1 1993 Pace Analytical Services - Asheville								
Fluoride	**0.31**	mg/L	0.10	0.050	1		11/07/24 17:57	16984-48-8	
Sulfate	**156**	mg/L	4.0	2.0	4		11/08/24 03:25	14808-79-8	

This report shall not be reproduced, except in full,
without the written consent of Pace Analytical Services, LLC.

Pace Analytical Services, LLC
9800 Kincey Ave. Suite 100
Huntersville, NC 28078
(704)875-9092

ANALYTICAL RESULTS

Project: Hammond AP-1
Pace Project No.: 92762188

Sample: HAM-PT-12 **Lab ID: 92762188006** Collected: 11/05/24 11:44 Received: 11/06/24 14:15 Matrix: Water

Parameters	Results	Units	Report Limit	MDL	DF	Prepared	Analyzed	CAS No.	Qual
6010D ATL ICP	Analytical Method: EPA 6010D Preparation Method: EPA 3010A								
	Pace Analytical Services - Peachtree Corners, GA								
Iron	**0.14**	mg/L	0.040	0.025	1	11/08/24 12:32	11/08/24 20:13	7439-89-6	
Manganese	**1.4**	mg/L	0.040	0.011	1	11/08/24 12:32	11/08/24 20:13	7439-96-5	
Potassium	**5.4**	mg/L	0.50	0.15	1	11/08/24 12:32	11/08/24 20:13	7440-09-7	
Sodium	**7.6**	mg/L	1.0	0.58	1	11/08/24 12:32	11/08/24 20:13	7440-23-5	
Calcium	**98.0**	mg/L	1.0	0.12	1	11/08/24 12:32	11/08/24 20:13	7440-70-2	
Magnesium	**31.4**	mg/L	0.050	0.012	1	11/08/24 12:32	11/08/24 20:13	7439-95-4	
6020 MET ICPMS	Analytical Method: EPA 6020B Preparation Method: EPA 3005A								
	Pace Analytical Services - Peachtree Corners, GA								
Antimony	ND	mg/L	0.0030	0.00054	1	11/08/24 12:13	11/13/24 18:12	7440-36-0	
Arsenic	**0.0046J**	mg/L	0.0050	0.00084	1	11/08/24 12:13	11/13/24 18:12	7440-38-2	B
Barium	**0.074**	mg/L	0.0050	0.00047	1	11/08/24 12:13	11/13/24 18:12	7440-39-3	
Beryllium	ND	mg/L	0.00050	0.000094	1	11/08/24 12:13	11/13/24 18:12	7440-41-7	
Boron	**1.1**	mg/L	0.040	0.012	1	11/08/24 12:13	11/13/24 18:12	7440-42-8	
Cadmium	**0.00037J**	mg/L	0.00050	0.00010	1	11/08/24 12:13	11/13/24 18:12	7440-43-9	
Chromium	ND	mg/L	0.0050	0.0019	1	11/08/24 12:13	11/13/24 18:12	7440-47-3	
Cobalt	**0.0053**	mg/L	0.0050	0.00032	1	11/08/24 12:13	11/13/24 18:12	7440-48-4	
Lead	ND	mg/L	0.0010	0.00016	1	11/08/24 12:13	11/13/24 18:12	7439-92-1	
Lithium	**0.0037J**	mg/L	0.030	0.0016	1	11/08/24 12:13	11/13/24 18:12	7439-93-2	
Molybdenum	**0.12**	mg/L	0.010	0.00062	1	11/08/24 12:13	11/13/24 18:12	7439-98-7	
Selenium	ND	mg/L	0.0050	0.00096	1	11/08/24 12:13	11/13/24 18:12	7782-49-2	
Thallium	ND	mg/L	0.0010	0.00038	1	11/08/24 12:13	11/13/24 18:12	7440-28-0	
7470 Mercury	Analytical Method: EPA 7470A Preparation Method: EPA 7470A								
	Pace Analytical Services - Peachtree Corners, GA								
Mercury	ND	mg/L	0.00020	0.00013	1	11/19/24 08:00	11/19/24 13:23	7439-97-6	
2540C Total Dissolved Solids	Analytical Method: SM 2540C-2015								
	Pace Analytical Services - Peachtree Corners, GA								
Total Dissolved Solids	**549**	mg/L	25.0	25.0	1		11/12/24 15:09		
2320B Alkalinity	Analytical Method: SM 2320B-2011								
	Pace Analytical Services - Asheville								
Alkalinity,Bicarbonate (CaCO3)	**107**	mg/L	5.0	5.0	1		11/12/24 18:25		
Alkalinity,Carbonate (CaCO3)	ND	mg/L	5.0	5.0	1		11/12/24 18:25		
Alkalinity, Total as CaCO3	**107**	mg/L	5.0	5.0	1		11/12/24 18:25		
4500S2D Sulfide Water	Analytical Method: SM 4500-S2D-2011								
	Pace Analytical Services - Asheville								
Sulfide	ND	mg/L	0.10	0.022	1		11/09/24 04:22	18496-25-8	
300.0 IC Anions 28 Days	Analytical Method: EPA 300.0 Rev 2.1 1993								
	Pace Analytical Services - Asheville								
Chloride	**32.2**	mg/L	1.0	0.60	1		11/07/24 18:59	16887-00-6	

This report shall not be reproduced, except in full,
without the written consent of Pace Analytical Services, LLC.

Pace Analytical Services, LLC
9800 Kincey Ave. Suite 100
Huntersville, NC 28078
(704)875-9092

ANALYTICAL RESULTS

Project: Hammond AP-1
Pace Project No.: 92762188

Sample: HAM-PT-12 **Lab ID: 92762188006** Collected: 11/05/24 11:44 Received: 11/06/24 14:15 Matrix: Water

Parameters	Results	Units	Report Limit	MDL	DF	Prepared	Analyzed	CAS No.	Qual
300.0 IC Anions 28 Days	Analytical Method: EPA 300.0 Rev 2.1 1993 Pace Analytical Services - Asheville								
Fluoride	**0.26**	mg/L	0.10	0.050	1		11/07/24 18:59	16984-48-8	
Sulfate	**204**	mg/L	5.0	2.5	5		11/08/24 03:40	14808-79-8	

This report shall not be reproduced, except in full,
without the written consent of Pace Analytical Services, LLC.

Pace Analytical Services, LLC
9800 Kincey Ave. Suite 100
Huntersville, NC 28078
(704)875-9092

ANALYTICAL RESULTS

Project: Hammond AP-1
Pace Project No.: 92762188

Sample: HAM-PT-13 **Lab ID: 92762188007** Collected: 11/04/24 11:05 Received: 11/06/24 14:15 Matrix: Water

Parameters	Results	Units	Report Limit	MDL	DF	Prepared	Analyzed	CAS No.	Qual
6010D ATL ICP	Analytical Method: EPA 6010D Preparation Method: EPA 3010A Pace Analytical Services - Peachtree Corners, GA								
Iron	**8.6**	mg/L	0.040	0.025	1	11/08/24 12:32	11/08/24 20:18	7439-89-6	
Manganese	**2.9**	mg/L	0.040	0.011	1	11/08/24 12:32	11/08/24 20:18	7439-96-5	
Potassium	**5.9**	mg/L	0.50	0.15	1	11/08/24 12:32	11/08/24 20:18	7440-09-7	
Sodium	**11.3**	mg/L	1.0	0.58	1	11/08/24 12:32	11/08/24 20:18	7440-23-5	
Calcium	**119**	mg/L	1.0	0.12	1	11/08/24 12:32	11/08/24 20:18	7440-70-2	
Magnesium	**16.9**	mg/L	0.050	0.012	1	11/08/24 12:32	11/08/24 20:18	7439-95-4	
6020 MET ICPMS	Analytical Method: EPA 6020B Preparation Method: EPA 3005A Pace Analytical Services - Peachtree Corners, GA								
Antimony	ND	mg/L	0.0030	0.00054	1	11/08/24 12:13	11/13/24 18:16	7440-36-0	
Arsenic	**0.14**	mg/L	0.0050	0.00084	1	11/08/24 12:13	11/13/24 18:16	7440-38-2	
Barium	**0.050**	mg/L	0.0050	0.00047	1	11/08/24 12:13	11/13/24 18:16	7440-39-3	
Beryllium	**0.00011J**	mg/L	0.00050	0.000094	1	11/08/24 12:13	11/13/24 18:16	7440-41-7	
Boron	**0.65**	mg/L	0.040	0.012	1	11/08/24 12:13	11/13/24 18:16	7440-42-8	
Cadmium	ND	mg/L	0.00050	0.00010	1	11/08/24 12:13	11/13/24 18:16	7440-43-9	
Chromium	ND	mg/L	0.0050	0.0019	1	11/08/24 12:13	11/13/24 18:16	7440-47-3	
Cobalt	**0.024**	mg/L	0.0050	0.00032	1	11/08/24 12:13	11/13/24 18:16	7440-48-4	
Lead	ND	mg/L	0.0010	0.00016	1	11/08/24 12:13	11/13/24 18:16	7439-92-1	
Lithium	**0.058**	mg/L	0.030	0.0016	1	11/08/24 12:13	11/13/24 18:16	7439-93-2	
Molybdenum	**0.0072J**	mg/L	0.010	0.00062	1	11/08/24 12:13	11/13/24 18:16	7439-98-7	
Selenium	**0.0011J**	mg/L	0.0050	0.00096	1	11/08/24 12:13	11/13/24 18:16	7782-49-2	
Thallium	ND	mg/L	0.0010	0.00038	1	11/08/24 12:13	11/13/24 18:16	7440-28-0	
7470 Mercury	Analytical Method: EPA 7470A Preparation Method: EPA 7470A Pace Analytical Services - Peachtree Corners, GA								
Mercury	ND	mg/L	0.00020	0.00013	1	11/19/24 08:00	11/19/24 13:25	7439-97-6	
2540C Total Dissolved Solids	Analytical Method: SM 2540C-2015 Pace Analytical Services - Peachtree Corners, GA								
Total Dissolved Solids	**550**	mg/L	25.0	25.0	1		11/07/24 12:31		
2320B Alkalinity	Analytical Method: SM 2320B-2011 Pace Analytical Services - Asheville								
Alkalinity,Bicarbonate (CaCO3)	**147**	mg/L	5.0	5.0	1		11/12/24 14:13		
Alkalinity,Carbonate (CaCO3)	ND	mg/L	5.0	5.0	1		11/12/24 14:13		
Alkalinity, Total as CaCO3	**147**	mg/L	5.0	5.0	1		11/12/24 14:13		
4500S2D Sulfide Water	Analytical Method: SM 4500-S2D-2011 Pace Analytical Services - Asheville								
Sulfide	ND	mg/L	0.10	0.022	1		11/09/24 04:20	18496-25-8	
300.0 IC Anions 28 Days	Analytical Method: EPA 300.0 Rev 2.1 1993 Pace Analytical Services - Asheville								
Chloride	**18.5**	mg/L	1.0	0.60	1		11/07/24 19:14	16887-00-6	

This report shall not be reproduced, except in full,
without the written consent of Pace Analytical Services, LLC.

Pace Analytical Services, LLC
9800 Kincey Ave. Suite 100
Huntersville, NC 28078
(704)875-9092

ANALYTICAL RESULTS

Project: Hammond AP-1
Pace Project No.: 92762188

Sample: HAM-PT-13 **Lab ID: 92762188007** Collected: 11/04/24 11:05 Received: 11/06/24 14:15 Matrix: Water

Parameters	Results	Units	Report Limit	MDL	DF	Prepared	Analyzed	CAS No.	Qual
300.0 IC Anions 28 Days	Analytical Method: EPA 300.0 Rev 2.1 1993 Pace Analytical Services - Asheville								
Fluoride	**0.32**	mg/L	0.10	0.050	1		11/07/24 19:14	16984-48-8	
Sulfate	**199**	mg/L	4.0	2.0	4		11/08/24 04:41	14808-79-8	

This report shall not be reproduced, except in full,
without the written consent of Pace Analytical Services, LLC.

Pace Analytical Services, LLC
9800 Kincey Ave. Suite 100
Huntersville, NC 28078
(704)875-9092

ANALYTICAL RESULTS

Project: Hammond AP-1
Pace Project No.: 92762188

Sample: HAM-PT-14 **Lab ID: 92762188008** Collected: 11/04/24 14:50 Received: 11/06/24 14:15 Matrix: Water

Parameters	Results	Units	Report Limit	MDL	DF	Prepared	Analyzed	CAS No.	Qual
6010D ATL ICP	Analytical Method: EPA 6010D Preparation Method: EPA 3010A Pace Analytical Services - Peachtree Corners, GA								
Iron	**13.5**	mg/L	0.040	0.025	1	11/08/24 12:32	11/08/24 20:23	7439-89-6	
Manganese	**2.8**	mg/L	0.040	0.011	1	11/08/24 12:32	11/08/24 20:23	7439-96-5	
Potassium	**5.8**	mg/L	0.50	0.15	1	11/08/24 12:32	11/08/24 20:23	7440-09-7	
Sodium	**8.7**	mg/L	1.0	0.58	1	11/08/24 12:32	11/08/24 20:23	7440-23-5	
Calcium	**123**	mg/L	1.0	0.12	1	11/08/24 12:32	11/08/24 20:23	7440-70-2	
Magnesium	**17.6**	mg/L	0.050	0.012	1	11/08/24 12:32	11/08/24 20:23	7439-95-4	
6020 MET ICPMS	Analytical Method: EPA 6020B Preparation Method: EPA 3005A Pace Analytical Services - Peachtree Corners, GA								
Antimony	ND	mg/L	0.0030	0.00054	1	11/08/24 12:13	11/13/24 18:20	7440-36-0	
Arsenic	**0.26**	mg/L	0.0050	0.00084	1	11/08/24 12:13	11/13/24 18:20	7440-38-2	
Barium	**0.045**	mg/L	0.0050	0.00047	1	11/08/24 12:13	11/13/24 18:20	7440-39-3	
Beryllium	ND	mg/L	0.00050	0.000094	1	11/08/24 12:13	11/13/24 18:20	7440-41-7	
Boron	**0.66**	mg/L	0.040	0.012	1	11/08/24 12:13	11/13/24 18:20	7440-42-8	
Cadmium	ND	mg/L	0.00050	0.00010	1	11/08/24 12:13	11/13/24 18:20	7440-43-9	
Chromium	ND	mg/L	0.0050	0.0019	1	11/08/24 12:13	11/13/24 18:20	7440-47-3	
Cobalt	**0.023**	mg/L	0.0050	0.00032	1	11/08/24 12:13	11/13/24 18:20	7440-48-4	
Lead	ND	mg/L	0.0010	0.00016	1	11/08/24 12:13	11/13/24 18:20	7439-92-1	
Lithium	**0.051**	mg/L	0.030	0.0016	1	11/08/24 12:13	11/13/24 18:20	7439-93-2	
Molybdenum	**0.016**	mg/L	0.010	0.00062	1	11/08/24 12:13	11/13/24 18:20	7439-98-7	
Selenium	**0.0012J**	mg/L	0.0050	0.00096	1	11/08/24 12:13	11/13/24 18:20	7782-49-2	
Thallium	ND	mg/L	0.0010	0.00038	1	11/08/24 12:13	11/13/24 18:20	7440-28-0	
7470 Mercury	Analytical Method: EPA 7470A Preparation Method: EPA 7470A Pace Analytical Services - Peachtree Corners, GA								
Mercury	ND	mg/L	0.00020	0.00013	1	11/19/24 08:00	11/19/24 13:28	7439-97-6	
2540C Total Dissolved Solids	Analytical Method: SM 2540C-2015 Pace Analytical Services - Peachtree Corners, GA								
Total Dissolved Solids	**628**	mg/L	25.0	25.0	1		11/07/24 12:31		
2320B Alkalinity	Analytical Method: SM 2320B-2011 Pace Analytical Services - Asheville								
Alkalinity,Bicarbonate (CaCO3)	**148**	mg/L	5.0	5.0	1		11/12/24 14:31		
Alkalinity,Carbonate (CaCO3)	ND	mg/L	5.0	5.0	1		11/12/24 14:31		
Alkalinity, Total as CaCO3	**148**	mg/L	5.0	5.0	1		11/12/24 14:31		
4500S2D Sulfide Water	Analytical Method: SM 4500-S2D-2011 Pace Analytical Services - Asheville								
Sulfide	ND	mg/L	0.10	0.022	1		11/09/24 04:20	18496-25-8	
300.0 IC Anions 28 Days	Analytical Method: EPA 300.0 Rev 2.1 1993 Pace Analytical Services - Asheville								
Chloride	**15.2**	mg/L	1.0	0.60	1		11/07/24 19:30	16887-00-6	

This report shall not be reproduced, except in full,
without the written consent of Pace Analytical Services, LLC.

Pace Analytical Services, LLC
9800 Kincey Ave. Suite 100
Huntersville, NC 28078
(704)875-9092

ANALYTICAL RESULTS

Project: Hammond AP-1
Pace Project No.: 92762188

Sample: HAM-PT-14 **Lab ID: 92762188008** Collected: 11/04/24 14:50 Received: 11/06/24 14:15 Matrix: Water

Parameters	Results	Units	Report Limit	MDL	DF	Prepared	Analyzed	CAS No.	Qual
300.0 IC Anions 28 Days	Analytical Method: EPA 300.0 Rev 2.1 1993 Pace Analytical Services - Asheville								
Fluoride	**0.25**	mg/L	0.10	0.050	1		11/07/24 19:30	16984-48-8	
Sulfate	**196**	mg/L	4.0	2.0	4		11/08/24 04:56	14808-79-8	

This report shall not be reproduced, except in full,
without the written consent of Pace Analytical Services, LLC.

Pace Analytical Services, LLC
9800 Kincey Ave. Suite 100
Huntersville, NC 28078
(704)875-9092

ANALYTICAL RESULTS

Project: Hammond AP-1
Pace Project No.: 92762188

Sample: HAM-PT-15 **Lab ID: 92762188009** Collected: 11/04/24 14:01 Received: 11/06/24 14:15 Matrix: Water

Parameters	Results	Units	Report Limit	MDL	DF	Prepared	Analyzed	CAS No.	Qual
6010D ATL ICP	Analytical Method: EPA 6010D Preparation Method: EPA 3010A								
	Pace Analytical Services - Peachtree Corners, GA								
Iron	**1.1**	mg/L	0.040	0.025	1	11/08/24 12:32	11/08/24 20:28	7439-89-6	
Manganese	**2.9**	mg/L	0.040	0.011	1	11/08/24 12:32	11/08/24 20:28	7439-96-5	
Potassium	**5.3**	mg/L	0.50	0.15	1	11/08/24 12:32	11/08/24 20:28	7440-09-7	
Sodium	**8.8**	mg/L	1.0	0.58	1	11/08/24 12:32	11/08/24 20:28	7440-23-5	
Calcium	**119**	mg/L	1.0	0.12	1	11/08/24 12:32	11/08/24 20:28	7440-70-2	
Magnesium	**14.2**	mg/L	0.050	0.012	1	11/08/24 12:32	11/08/24 20:28	7439-95-4	
6020 MET ICPMS	Analytical Method: EPA 6020B Preparation Method: EPA 3005A								
	Pace Analytical Services - Peachtree Corners, GA								
Antimony	ND	mg/L	0.0030	0.00054	1	11/08/24 12:13	11/13/24 18:24	7440-36-0	
Arsenic	**0.040**	mg/L	0.0050	0.00084	1	11/08/24 12:13	11/13/24 18:24	7440-38-2	
Barium	**0.051**	mg/L	0.0050	0.00047	1	11/08/24 12:13	11/13/24 18:24	7440-39-3	
Beryllium	ND	mg/L	0.00050	0.000094	1	11/08/24 12:13	11/13/24 18:24	7440-41-7	
Boron	**0.74**	mg/L	0.040	0.012	1	11/08/24 12:13	11/13/24 18:24	7440-42-8	
Cadmium	**0.00034J**	mg/L	0.00050	0.00010	1	11/08/24 12:13	11/13/24 18:24	7440-43-9	
Chromium	ND	mg/L	0.0050	0.0019	1	11/08/24 12:13	11/13/24 18:24	7440-47-3	
Cobalt	**0.019**	mg/L	0.0050	0.00032	1	11/08/24 12:13	11/13/24 18:24	7440-48-4	
Lead	ND	mg/L	0.0010	0.00016	1	11/08/24 12:13	11/13/24 18:24	7439-92-1	
Lithium	**0.046**	mg/L	0.030	0.0016	1	11/08/24 12:13	11/13/24 18:24	7439-93-2	
Molybdenum	**0.012**	mg/L	0.010	0.00062	1	11/08/24 12:13	11/13/24 18:24	7439-98-7	
Selenium	**0.0020J**	mg/L	0.0050	0.00096	1	11/08/24 12:13	11/13/24 18:24	7782-49-2	
Thallium	**0.00041J**	mg/L	0.0010	0.00038	1	11/08/24 12:13	11/13/24 18:24	7440-28-0	
7470 Mercury	Analytical Method: EPA 7470A Preparation Method: EPA 7470A								
	Pace Analytical Services - Peachtree Corners, GA								
Mercury	ND	mg/L	0.00020	0.00013	1	11/19/24 08:00	11/19/24 13:31	7439-97-6	
2540C Total Dissolved Solids	Analytical Method: SM 2540C-2015								
	Pace Analytical Services - Peachtree Corners, GA								
Total Dissolved Solids	**543**	mg/L	25.0	25.0	1		11/07/24 12:31		
2320B Alkalinity	Analytical Method: SM 2320B-2011								
	Pace Analytical Services - Asheville								
Alkalinity,Bicarbonate (CaCO3)	**140**	mg/L	5.0	5.0	1		11/12/24 14:41		
Alkalinity,Carbonate (CaCO3)	ND	mg/L	5.0	5.0	1		11/12/24 14:41		
Alkalinity, Total as CaCO3	**140**	mg/L	5.0	5.0	1		11/12/24 14:41		
4500S2D Sulfide Water	Analytical Method: SM 4500-S2D-2011								
	Pace Analytical Services - Asheville								
Sulfide	ND	mg/L	0.10	0.022	1		11/09/24 04:20	18496-25-8	
300.0 IC Anions 28 Days	Analytical Method: EPA 300.0 Rev 2.1 1993								
	Pace Analytical Services - Asheville								
Chloride	**16.0**	mg/L	1.0	0.60	1		11/07/24 19:45	16887-00-6	

This report shall not be reproduced, except in full,
without the written consent of Pace Analytical Services, LLC.

Pace Analytical Services, LLC
9800 Kincey Ave. Suite 100
Huntersville, NC 28078
(704)875-9092

ANALYTICAL RESULTS

Project: Hammond AP-1
Pace Project No.: 92762188

Sample: HAM-PT-15 **Lab ID: 92762188009** Collected: 11/04/24 14:01 Received: 11/06/24 14:15 Matrix: Water

Parameters	Results	Units	Report Limit	MDL	DF	Prepared	Analyzed	CAS No.	Qual
300.0 IC Anions 28 Days	Analytical Method: EPA 300.0 Rev 2.1 1993 Pace Analytical Services - Asheville								
Fluoride	**0.28**	mg/L	0.10	0.050	1		11/07/24 19:45	16984-48-8	
Sulfate	**194**	mg/L	4.0	2.0	4		11/08/24 05:12	14808-79-8	

This report shall not be reproduced, except in full,
without the written consent of Pace Analytical Services, LLC.

Pace Analytical Services, LLC
9800 Kincey Ave. Suite 100
Huntersville, NC 28078
(704)875-9092

ANALYTICAL RESULTS

Project: Hammond AP-1
Pace Project No.: 92762188

Sample: HAM-AP1-EB-01 **Lab ID: 92762188010** Collected: 11/05/24 12:36 Received: 11/06/24 14:15 Matrix: Water

Parameters	Results	Units	Report Limit	MDL	DF	Prepared	Analyzed	CAS No.	Qual
6010D ATL ICP	Analytical Method: EPA 6010D Preparation Method: EPA 3010A Pace Analytical Services - Peachtree Corners, GA								
Iron	ND	mg/L	0.040	0.025	1	11/08/24 12:32	11/08/24 20:32	7439-89-6	
Manganese	ND	mg/L	0.040	0.011	1	11/08/24 12:32	11/08/24 20:32	7439-96-5	
Potassium	ND	mg/L	0.50	0.15	1	11/08/24 12:32	11/08/24 20:32	7440-09-7	
Sodium	ND	mg/L	1.0	0.58	1	11/08/24 12:32	11/08/24 20:32	7440-23-5	
Calcium	ND	mg/L	1.0	0.12	1	11/08/24 12:32	11/08/24 20:32	7440-70-2	
Magnesium	**0.019J**	mg/L	0.050	0.012	1	11/08/24 12:32	11/08/24 20:32	7439-95-4	
6020 MET ICPMS	Analytical Method: EPA 6020B Preparation Method: EPA 3005A Pace Analytical Services - Peachtree Corners, GA								
Antimony	ND	mg/L	0.0030	0.00054	1	11/08/24 12:13	11/13/24 18:33	7440-36-0	
Arsenic	**0.0021J**	mg/L	0.0050	0.00084	1	11/08/24 12:13	11/13/24 18:33	7440-38-2	B
Barium	ND	mg/L	0.0050	0.00047	1	11/08/24 12:13	11/13/24 18:33	7440-39-3	
Beryllium	ND	mg/L	0.00050	0.000094	1	11/08/24 12:13	11/13/24 18:33	7440-41-7	
Boron	ND	mg/L	0.040	0.012	1	11/08/24 12:13	11/13/24 18:33	7440-42-8	
Cadmium	ND	mg/L	0.00050	0.00010	1	11/08/24 12:13	11/13/24 18:33	7440-43-9	
Chromium	ND	mg/L	0.0050	0.0019	1	11/08/24 12:13	11/13/24 18:33	7440-47-3	
Cobalt	ND	mg/L	0.0050	0.00032	1	11/08/24 12:13	11/13/24 18:33	7440-48-4	
Lead	ND	mg/L	0.0010	0.00016	1	11/08/24 12:13	11/13/24 18:33	7439-92-1	
Lithium	ND	mg/L	0.030	0.0016	1	11/08/24 12:13	11/13/24 18:33	7439-93-2	
Molybdenum	ND	mg/L	0.010	0.00062	1	11/08/24 12:13	11/13/24 18:33	7439-98-7	
Selenium	ND	mg/L	0.0050	0.00096	1	11/08/24 12:13	11/13/24 18:33	7782-49-2	
Thallium	ND	mg/L	0.0010	0.00038	1	11/08/24 12:13	11/13/24 18:33	7440-28-0	
7470 Mercury	Analytical Method: EPA 7470A Preparation Method: EPA 7470A Pace Analytical Services - Peachtree Corners, GA								
Mercury	ND	mg/L	0.00020	0.00013	1	11/19/24 08:00	11/19/24 13:38	7439-97-6	
2540C Total Dissolved Solids	Analytical Method: SM 2540C-2015 Pace Analytical Services - Peachtree Corners, GA								
Total Dissolved Solids	**57.0**	mg/L	25.0	25.0	1		11/07/24 12:33		
2320B Alkalinity	Analytical Method: SM 2320B-2011 Pace Analytical Services - Asheville								
Alkalinity,Bicarbonate (CaCO3)	ND	mg/L	5.0	5.0	1		11/12/24 18:33		
Alkalinity,Carbonate (CaCO3)	ND	mg/L	5.0	5.0	1		11/12/24 18:33		
Alkalinity, Total as CaCO3	ND	mg/L	5.0	5.0	1		11/12/24 18:33		
4500S2D Sulfide Water	Analytical Method: SM 4500-S2D-2011 Pace Analytical Services - Asheville								
Sulfide	ND	mg/L	0.10	0.022	1		11/09/24 04:23	18496-25-8	
300.0 IC Anions 28 Days	Analytical Method: EPA 300.0 Rev 2.1 1993 Pace Analytical Services - Asheville								
Chloride	ND	mg/L	1.0	0.60	1		11/07/24 20:01	16887-00-6	

This report shall not be reproduced, except in full,
without the written consent of Pace Analytical Services, LLC.

Pace Analytical Services, LLC
9800 Kincey Ave. Suite 100
Huntersville, NC 28078
(704)875-9092

ANALYTICAL RESULTS

Project: Hammond AP-1
Pace Project No.: 92762188

Sample: HAM-AP1-EB-01 **Lab ID: 92762188010** Collected: 11/05/24 12:36 Received: 11/06/24 14:15 Matrix: Water

Parameters	Results	Units	Report Limit	MDL	DF	Prepared	Analyzed	CAS No.	Qual
300.0 IC Anions 28 Days	Analytical Method: EPA 300.0 Rev 2.1 1993 Pace Analytical Services - Asheville								
Fluoride	ND	mg/L	0.10	0.050	1		11/07/24 20:01	16984-48-8	
Sulfate	ND	mg/L	1.0	0.50	1		11/07/24 20:01	14808-79-8	

This report shall not be reproduced, except in full,
without the written consent of Pace Analytical Services, LLC.

Pace Analytical Services, LLC
9800 Kincey Ave. Suite 100
Huntersville, NC 28078
(704)875-9092

ANALYTICAL RESULTS

Project: Hammond AP-1
Pace Project No.: 92762188

Sample: HAM-AP1-FB-01 **Lab ID: 92762188011** Collected: 11/05/24 12:32 Received: 11/06/24 14:15 Matrix: Water

Parameters	Results	Units	Report Limit	MDL	DF	Prepared	Analyzed	CAS No.	Qual
6010D ATL ICP	Analytical Method: EPA 6010D Preparation Method: EPA 3010A								
	Pace Analytical Services - Peachtree Corners, GA								
Iron	ND	mg/L	0.040	0.025	1	11/08/24 12:32	11/08/24 20:37	7439-89-6	
Manganese	ND	mg/L	0.040	0.011	1	11/08/24 12:32	11/08/24 20:37	7439-96-5	
Potassium	ND	mg/L	0.50	0.15	1	11/08/24 12:32	11/08/24 20:37	7440-09-7	
Sodium	**0.74J**	mg/L	1.0	0.58	1	11/08/24 12:32	11/08/24 20:37	7440-23-5	
Calcium	**0.40J**	mg/L	1.0	0.12	1	11/08/24 12:32	11/08/24 20:37	7440-70-2	
Magnesium	**0.10**	mg/L	0.050	0.012	1	11/08/24 12:32	11/08/24 20:37	7439-95-4	
6020 MET ICPMS	Analytical Method: EPA 6020B Preparation Method: EPA 3005A								
	Pace Analytical Services - Peachtree Corners, GA								
Antimony	ND	mg/L	0.0030	0.00054	1	11/08/24 12:13	11/13/24 18:37	7440-36-0	
Arsenic	**0.0017J**	mg/L	0.0050	0.00084	1	11/08/24 12:13	11/13/24 18:37	7440-38-2	B
Barium	**0.0022J**	mg/L	0.0050	0.00047	1	11/08/24 12:13	11/13/24 18:37	7440-39-3	
Beryllium	ND	mg/L	0.00050	0.000094	1	11/08/24 12:13	11/13/24 18:37	7440-41-7	
Boron	ND	mg/L	0.040	0.012	1	11/08/24 12:13	11/13/24 18:37	7440-42-8	
Cadmium	ND	mg/L	0.00050	0.00010	1	11/08/24 12:13	11/13/24 18:37	7440-43-9	
Chromium	ND	mg/L	0.0050	0.0019	1	11/08/24 12:13	11/13/24 18:37	7440-47-3	
Cobalt	ND	mg/L	0.0050	0.00032	1	11/08/24 12:13	11/13/24 18:37	7440-48-4	
Lead	ND	mg/L	0.0010	0.00016	1	11/08/24 12:13	11/13/24 18:37	7439-92-1	
Lithium	ND	mg/L	0.030	0.0016	1	11/08/24 12:13	11/13/24 18:37	7439-93-2	
Molybdenum	ND	mg/L	0.010	0.00062	1	11/08/24 12:13	11/13/24 18:37	7439-98-7	
Selenium	ND	mg/L	0.0050	0.00096	1	11/08/24 12:13	11/13/24 18:37	7782-49-2	
Thallium	ND	mg/L	0.0010	0.00038	1	11/08/24 12:13	11/13/24 18:37	7440-28-0	
7470 Mercury	Analytical Method: EPA 7470A Preparation Method: EPA 7470A								
	Pace Analytical Services - Peachtree Corners, GA								
Mercury	ND	mg/L	0.00020	0.00013	1	11/19/24 08:00	11/19/24 13:41	7439-97-6	
2540C Total Dissolved Solids	Analytical Method: SM 2540C-2015								
	Pace Analytical Services - Peachtree Corners, GA								
Total Dissolved Solids	ND	mg/L	25.0	25.0	1		11/07/24 12:33		
2320B Alkalinity	Analytical Method: SM 2320B-2011								
	Pace Analytical Services - Asheville								
Alkalinity,Bicarbonate (CaCO3)	ND	mg/L	5.0	5.0	1		11/14/24 18:36		
Alkalinity,Carbonate (CaCO3)	ND	mg/L	5.0	5.0	1		11/14/24 18:36		
Alkalinity, Total as CaCO3	ND	mg/L	5.0	5.0	1		11/14/24 18:36		
4500S2D Sulfide Water	Analytical Method: SM 4500-S2D-2011								
	Pace Analytical Services - Asheville								
Sulfide	ND	mg/L	0.10	0.022	1		11/09/24 04:23	18496-25-8	
300.0 IC Anions 28 Days	Analytical Method: EPA 300.0 Rev 2.1 1993								
	Pace Analytical Services - Asheville								
Chloride	ND	mg/L	1.0	0.60	1		11/07/24 20:16	16887-00-6	

This report shall not be reproduced, except in full,
without the written consent of Pace Analytical Services, LLC.

Pace Analytical Services, LLC
9800 Kincey Ave. Suite 100
Huntersville, NC 28078
(704)875-9092

ANALYTICAL RESULTS

Project: Hammond AP-1
Pace Project No.: 92762188

Sample: HAM-AP1-FB-01 **Lab ID: 92762188011** Collected: 11/05/24 12:32 Received: 11/06/24 14:15 Matrix: Water

Parameters	Results	Units	Report Limit	MDL	DF	Prepared	Analyzed	CAS No.	Qual
300.0 IC Anions 28 Days	Analytical Method: EPA 300.0 Rev 2.1 1993 Pace Analytical Services - Asheville								
Fluoride	ND	mg/L	0.10	0.050	1		11/07/24 20:16	16984-48-8	
Sulfate	ND	mg/L	1.0	0.50	1		11/07/24 20:16	14808-79-8	

This report shall not be reproduced, except in full,
without the written consent of Pace Analytical Services, LLC.

Pace Analytical Services, LLC
9800 Kincey Ave. Suite 100
Huntersville, NC 28078
(704)875-9092

ANALYTICAL RESULTS

Project: Hammond AP-1
Pace Project No.: 92762188

Sample: HAM-AP1-FD-01 **Lab ID: 92762188012** Collected: 11/04/24 00:00 Received: 11/06/24 14:15 Matrix: Water

Parameters	Results	Units	Report Limit	MDL	DF	Prepared	Analyzed	CAS No.	Qual
6010D ATL ICP	Analytical Method: EPA 6010D Preparation Method: EPA 3010A								
	Pace Analytical Services - Peachtree Corners, GA								
Iron	**0.66**	mg/L	0.040	0.025	1	11/08/24 12:32	11/08/24 20:42	7439-89-6	
Manganese	**1.5**	mg/L	0.040	0.011	1	11/08/24 12:32	11/08/24 20:42	7439-96-5	
Potassium	**5.6**	mg/L	0.50	0.15	1	11/08/24 12:32	11/08/24 20:42	7440-09-7	
Sodium	**8.2**	mg/L	1.0	0.58	1	11/08/24 12:32	11/08/24 20:42	7440-23-5	
Calcium	**106**	mg/L	1.0	0.12	1	11/08/24 12:32	11/08/24 20:42	7440-70-2	
Magnesium	**14.5**	mg/L	0.050	0.012	1	11/08/24 12:32	11/08/24 20:42	7439-95-4	
6020 MET ICPMS	Analytical Method: EPA 6020B Preparation Method: EPA 3005A								
	Pace Analytical Services - Peachtree Corners, GA								
Antimony	ND	mg/L	0.0030	0.00054	1	11/08/24 12:13	11/13/24 18:41	7440-36-0	
Arsenic	**0.028**	mg/L	0.0050	0.00084	1	11/08/24 12:13	11/13/24 18:41	7440-38-2	
Barium	**0.054**	mg/L	0.0050	0.00047	1	11/08/24 12:13	11/13/24 18:41	7440-39-3	
Beryllium	ND	mg/L	0.00050	0.000094	1	11/08/24 12:13	11/13/24 18:41	7440-41-7	
Boron	**0.70**	mg/L	0.040	0.012	1	11/08/24 12:13	11/13/24 18:41	7440-42-8	
Cadmium	ND	mg/L	0.00050	0.00010	1	11/08/24 12:13	11/13/24 18:41	7440-43-9	
Chromium	ND	mg/L	0.0050	0.0019	1	11/08/24 12:13	11/13/24 18:41	7440-47-3	
Cobalt	**0.033**	mg/L	0.0050	0.00032	1	11/08/24 12:13	11/13/24 18:41	7440-48-4	
Lead	ND	mg/L	0.0010	0.00016	1	11/08/24 12:13	11/13/24 18:41	7439-92-1	
Lithium	**0.025J**	mg/L	0.030	0.0016	1	11/08/24 12:13	11/13/24 18:41	7439-93-2	
Molybdenum	**0.010**	mg/L	0.010	0.00062	1	11/08/24 12:13	11/13/24 18:41	7439-98-7	
Selenium	**0.0014J**	mg/L	0.0050	0.00096	1	11/08/24 12:13	11/13/24 18:41	7782-49-2	
Thallium	ND	mg/L	0.0010	0.00038	1	11/08/24 12:13	11/13/24 18:41	7440-28-0	
7470 Mercury	Analytical Method: EPA 7470A Preparation Method: EPA 7470A								
	Pace Analytical Services - Peachtree Corners, GA								
Mercury	ND	mg/L	0.00020	0.00013	1	11/19/24 08:00	11/19/24 13:43	7439-97-6	
2540C Total Dissolved Solids	Analytical Method: SM 2540C-2015								
	Pace Analytical Services - Peachtree Corners, GA								
Total Dissolved Solids	**497**	mg/L	25.0	25.0	1		11/07/24 12:34		
2320B Alkalinity	Analytical Method: SM 2320B-2011								
	Pace Analytical Services - Asheville								
Alkalinity,Bicarbonate (CaCO3)	**102**	mg/L	5.0	5.0	1		11/14/24 18:40		
Alkalinity,Carbonate (CaCO3)	ND	mg/L	5.0	5.0	1		11/14/24 18:40		
Alkalinity, Total as CaCO3	**102**	mg/L	5.0	5.0	1		11/14/24 18:40		
4500S2D Sulfide Water	Analytical Method: SM 4500-S2D-2011								
	Pace Analytical Services - Asheville								
Sulfide	ND	mg/L	0.10	0.022	1		11/09/24 04:23	18496-25-8	
300.0 IC Anions 28 Days	Analytical Method: EPA 300.0 Rev 2.1 1993								
	Pace Analytical Services - Asheville								
Chloride	**15.8**	mg/L	1.0	0.60	1		11/07/24 21:02	16887-00-6	

REPORT OF LABORATORY ANALYSIS

This report shall not be reproduced, except in full,
without the written consent of Pace Analytical Services, LLC.

Pace Analytical Services, LLC
9800 Kincey Ave. Suite 100
Huntersville, NC 28078
(704)875-9092

ANALYTICAL RESULTS

Project: Hammond AP-1
Pace Project No.: 92762188

Sample: HAM-AP1-FD-01 **Lab ID: 92762188012** Collected: 11/04/24 00:00 Received: 11/06/24 14:15 Matrix: Water

Parameters	Results	Units	Report Limit	MDL	DF	Prepared	Analyzed	CAS No.	Qual
300.0 IC Anions 28 Days	Analytical Method: EPA 300.0 Rev 2.1 1993 Pace Analytical Services - Asheville								
Fluoride	**0.16**	mg/L	0.10	0.050	1		11/07/24 21:02	16984-48-8	
Sulfate	**190**	mg/L	4.0	2.0	4		11/08/24 05:27	14808-79-8	M1

This report shall not be reproduced, except in full,
without the written consent of Pace Analytical Services, LLC.

Pace Analytical Services, LLC
9800 Kincey Ave. Suite 100
Huntersville, NC 28078
(704)875-9092

QUALITY CONTROL DATA

Project: Hammond AP-1
Pace Project No.: 92762188

QC Batch: 894321
QC Batch Method: EPA 3010A
Analysis Method: EPA 6010D
Analysis Description: 6010D ATL
Laboratory: Pace Analytical Services - Peachtree Corners, GA
Associated Lab Samples: 92762188001, 92762188002, 92762188003, 92762188004, 92762188005, 92762188006, 92762188007, 92762188008, 92762188009, 92762188010, 92762188011, 92762188012

METHOD BLANK: 4604089
Matrix: Water
Associated Lab Samples: 92762188001, 92762188002, 92762188003, 92762188004, 92762188005, 92762188006, 92762188007, 92762188008, 92762188009, 92762188010, 92762188011, 92762188012

Parameter	Units	Blank Result	Reporting Limit	MDL	Analyzed	Qualifiers
Calcium	mg/L	ND	1.0	0.12	11/08/24 19:14	
Iron	mg/L	ND	0.040	0.025	11/08/24 19:14	
Magnesium	mg/L	ND	0.050	0.012	11/08/24 19:14	
Manganese	mg/L	ND	0.040	0.011	11/08/24 19:14	
Potassium	mg/L	ND	0.50	0.15	11/08/24 19:14	
Sodium	mg/L	ND	1.0	0.58	11/08/24 19:14	

LABORATORY CONTROL SAMPLE: 4604090

Parameter	Units	Spike Conc.	LCS Result	LCS % Rec	% Rec Limits	Qualifiers
Calcium	mg/L	1	0.98J	98	80-120	
Iron	mg/L	1	1.0	103	80-120	
Magnesium	mg/L	1	1.0	103	80-120	
Manganese	mg/L	1	0.97	97	80-120	
Potassium	mg/L	1	0.98	98	80-120	
Sodium	mg/L	1	1.0	105	80-120	

MATRIX SPIKE & MATRIX SPIKE DUPLICATE: 4604091 4604092

Parameter	Units	92762188001 Result	MS Spike Conc.	MSD Spike Conc.	MS Result	MSD Result	MS % Rec	MSD % Rec	% Rec Limits	RPD	Max RPD	Qual
Calcium	mg/L	121	1	1	123	122	206	36	75-125	1	20	M1
Iron	mg/L	6.6	1	1	7.8	7.6	120	96	75-125	3	20	
Magnesium	mg/L	17.9	1	1	19.2	18.9	133	101	75-125	2	20	M1
Manganese	mg/L	3.1	1	1	4.1	4.0	92	84	75-125	2	20	
Potassium	mg/L	5.9	1	1	7.0	6.9	113	100	75-125	2	20	
Sodium	mg/L	9.8	1	1	11.1	10.9	132	112	75-125	2	20	M1

Results presented on this page are in the units indicated by the "Units" column except where an alternate unit is presented to the right of the result.

This report shall not be reproduced, except in full,
without the written consent of Pace Analytical Services, LLC.

Pace Analytical Services, LLC
9800 Kincey Ave. Suite 100
Huntersville, NC 28078
(704)875-9092

QUALITY CONTROL DATA

Project: Hammond AP-1
Pace Project No.: 92762188

QC Batch: 894324
QC Batch Method: EPA 3005A
Analysis Method: EPA 6020B
Analysis Description: 6020 MET
Laboratory: Pace Analytical Services - Peachtree Corners, GA
Associated Lab Samples: 92762188001, 92762188002, 92762188003, 92762188004, 92762188005, 92762188006, 92762188007, 92762188008, 92762188009, 92762188010, 92762188011, 92762188012

METHOD BLANK: 4604104
Matrix: Water
Associated Lab Samples: 92762188001, 92762188002, 92762188003, 92762188004, 92762188005, 92762188006, 92762188007, 92762188008, 92762188009, 92762188010, 92762188011, 92762188012

Parameter	Units	Blank Result	Reporting Limit	MDL	Analyzed	Qualifiers
Antimony	mg/L	ND	0.0030	0.00054	11/13/24 17:06	
Arsenic	mg/L	0.0016J	0.0050	0.00084	11/13/24 17:06	
Barium	mg/L	ND	0.0050	0.00047	11/13/24 17:06	
Beryllium	mg/L	ND	0.00050	0.000094	11/13/24 17:06	
Boron	mg/L	ND	0.040	0.012	11/13/24 17:06	
Cadmium	mg/L	ND	0.00050	0.00010	11/13/24 17:06	
Chromium	mg/L	ND	0.0050	0.0019	11/13/24 17:06	
Cobalt	mg/L	ND	0.0050	0.00032	11/13/24 17:06	
Lead	mg/L	ND	0.0010	0.00016	11/13/24 17:06	
Lithium	mg/L	ND	0.030	0.0016	11/13/24 17:06	
Molybdenum	mg/L	ND	0.010	0.00062	11/13/24 17:06	
Selenium	mg/L	ND	0.0050	0.00096	11/13/24 17:06	
Thallium	mg/L	ND	0.0010	0.00038	11/13/24 17:06	

LABORATORY CONTROL SAMPLE: 4604105

Parameter	Units	Spike Conc.	LCS Result	LCS % Rec	% Rec Limits	Qualifiers
Antimony	mg/L	0.1	0.10	100	80-120	
Arsenic	mg/L	0.1	0.099	99	80-120	
Barium	mg/L	0.1	0.097	97	80-120	
Beryllium	mg/L	0.1	0.099	99	80-120	
Boron	mg/L	1	1.0	100	80-120	
Cadmium	mg/L	0.1	0.099	99	80-120	
Chromium	mg/L	0.1	0.097	97	80-120	
Cobalt	mg/L	0.1	0.098	98	80-120	
Lead	mg/L	0.1	0.10	101	80-120	
Lithium	mg/L	0.1	0.10	100	80-120	
Molybdenum	mg/L	0.1	0.10	102	80-120	
Selenium	mg/L	0.1	0.099	99	80-120	
Thallium	mg/L	0.1	0.099	99	80-120	

MATRIX SPIKE & MATRIX SPIKE DUPLICATE: 4604106 4604107

Parameter	Units	92762188002 Result	MS Spike Conc.	MSD Spike Conc.	MS Result	MSD Result	MS % Rec	MSD % Rec	% Rec Limits	RPD	Max RPD	Qual
Antimony	mg/L	ND	0.1	0.1	0.11	0.10	107	103	75-125	3	20	

Results presented on this page are in the units indicated by the "Units" column except where an alternate unit is presented to the right of the result.

REPORT OF LABORATORY ANALYSIS

This report shall not be reproduced, except in full,
without the written consent of Pace Analytical Services, LLC.

Pace Analytical Services, LLC
9800 Kincey Ave. Suite 100
Huntersville, NC 28078
(704)875-9092

QUALITY CONTROL DATA

Project: Hammond AP-1
Pace Project No.: 92762188

MATRIX SPIKE & MATRIX SPIKE DUPLICATE: 4604106 4604107

Parameter	Units	92762188002 Result	MS Spike Conc.	MSD Spike Conc.	MS Result	MSD Result	MS % Rec	MSD % Rec	% Rec Limits	RPD	Max RPD	Qual
Arsenic	mg/L	0.027	0.1	0.1	0.13	0.13	101	98	75-125	2	20	
Barium	mg/L	0.053	0.1	0.1	0.17	0.16	114	109	75-125	3	20	
Beryllium	mg/L	ND	0.1	0.1	0.10	0.10	100	99	75-125	0	20	
Boron	mg/L	0.70	1	1	1.8	1.7	105	103	75-125	1	20	
Cadmium	mg/L	ND	0.1	0.1	0.10	0.099	101	99	75-125	3	20	
Chromium	mg/L	ND	0.1	0.1	0.096	0.094	96	94	75-125	2	20	
Cobalt	mg/L	0.032	0.1	0.1	0.13	0.13	95	95	75-125	0	20	
Lead	mg/L	ND	0.1	0.1	0.096	0.095	96	95	75-125	1	20	
Lithium	mg/L	0.023J	0.1	0.1	0.13	0.12	102	101	75-125	1	20	
Molybdenum	mg/L	0.0097J	0.1	0.1	0.12	0.11	106	102	75-125	3	20	
Selenium	mg/L	0.0014J	0.1	0.1	0.10	0.099	101	98	75-125	3	20	
Thallium	mg/L	ND	0.1	0.1	0.096	0.094	95	94	75-125	2	20	

Results presented on this page are in the units indicated by the "Units" column except where an alternate unit is presented to the right of the result.

This report shall not be reproduced, except in full,
without the written consent of Pace Analytical Services, LLC.

Pace Analytical Services, LLC
9800 Kincey Ave. Suite 100
Huntersville, NC 28078
(704)875-9092

QUALITY CONTROL DATA

Project: Hammond AP-1
Pace Project No.: 92762188

QC Batch: 896849
QC Batch Method: EPA 7470A
Analysis Method: EPA 7470A
Analysis Description: 7470 Mercury
Laboratory: Pace Analytical Services - Peachtree Corners, GA
Associated Lab Samples: 92762188001, 92762188002, 92762188003, 92762188004, 92762188005, 92762188006, 92762188007, 92762188008, 92762188009, 92762188010, 92762188011, 92762188012

METHOD BLANK: 4616941
Matrix: Water
Associated Lab Samples: 92762188001, 92762188002, 92762188003, 92762188004, 92762188005, 92762188006, 92762188007, 92762188008, 92762188009, 92762188010, 92762188011, 92762188012

Parameter	Units	Blank Result	Reporting Limit	MDL	Analyzed	Qualifiers
Mercury	mg/L	ND	0.00020	0.00013	11/19/24 12:51	

LABORATORY CONTROL SAMPLE: 4616942

Parameter	Units	Spike Conc.	LCS Result	LCS % Rec	% Rec Limits	Qualifiers
Mercury	mg/L	0.0025	0.0025	101	80-120	

MATRIX SPIKE & MATRIX SPIKE DUPLICATE: 4616943 4616944

Parameter	Units	92762188002 Result	MS Spike Conc.	MSD Spike Conc.	MS Result	MSD Result	MS % Rec	MSD % Rec	% Rec Limits	RPD	Max RPD	Qual
Mercury	mg/L	ND	0.0025	0.0025	0.0026	0.0025	103	100	75-125	3	20	

Results presented on this page are in the units indicated by the "Units" column except where an alternate unit is presented to the right of the result.

REPORT OF LABORATORY ANALYSIS

This report shall not be reproduced, except in full,
without the written consent of Pace Analytical Services, LLC.

Pace Analytical Services, LLC
9800 Kincey Ave. Suite 100
Huntersville, NC 28078
(704)875-9092

QUALITY CONTROL DATA

Project: Hammond AP-1
Pace Project No.: 92762188

QC Batch: 894298
QC Batch Method: SM 2540C-2015
Analysis Method: SM 2540C-2015
Analysis Description: 2540C Total Dissolved Solids
Laboratory: Pace Analytical Services - Peachtree Corners, GA
Associated Lab Samples: 92762188001, 92762188002, 92762188003, 92762188004, 92762188005, 92762188007, 92762188008, 92762188009, 92762188010, 92762188011, 92762188012

METHOD BLANK: 4603995
Matrix: Water
Associated Lab Samples: 92762188001, 92762188002, 92762188003, 92762188004, 92762188005, 92762188007, 92762188008, 92762188009, 92762188010, 92762188011, 92762188012

Parameter	Units	Blank Result	Reporting Limit	MDL	Analyzed	Qualifiers
Total Dissolved Solids	mg/L	ND	25.0	25.0	11/07/24 12:28	

LABORATORY CONTROL SAMPLE: 4603996

Parameter	Units	Spike Conc.	LCS Result	LCS % Rec	% Rec Limits	Qualifiers
Total Dissolved Solids	mg/L	400	407	102	80-120	

SAMPLE DUPLICATE: 4603997

Parameter	Units	92762188001 Result	Dup Result	RPD	Max RPD	Qualifiers
Total Dissolved Solids	mg/L	542	568	5	10	

SAMPLE DUPLICATE: 4603998

Parameter	Units	92762188011 Result	Dup Result	RPD	Max RPD	Qualifiers
Total Dissolved Solids	mg/L	ND	ND		10	

Results presented on this page are in the units indicated by the "Units" column except where an alternate unit is presented to the right of the result.

REPORT OF LABORATORY ANALYSIS

This report shall not be reproduced, except in full,
without the written consent of Pace Analytical Services, LLC.

Pace Analytical Services, LLC
9800 Kincey Ave. Suite 100
Huntersville, NC 28078
(704)875-9092

QUALITY CONTROL DATA

Project: Hammond AP-1
Pace Project No.: 92762188

QC Batch: 895288
QC Batch Method: SM 2540C-2015
Analysis Method: SM 2540C-2015
Analysis Description: 2540C Total Dissolved Solids
Laboratory: Pace Analytical Services - Peachtree Corners, GA
Associated Lab Samples: 92762188006

METHOD BLANK: 4608785
Matrix: Water
Associated Lab Samples: 92762188006

Parameter	Units	Blank Result	Reporting Limit	MDL	Analyzed	Qualifiers
Total Dissolved Solids	mg/L	ND	25.0	25.0	11/12/24 13:42	

LABORATORY CONTROL SAMPLE: 4608786

Parameter	Units	Spike Conc.	LCS Result	LCS % Rec	% Rec Limits	Qualifiers
Total Dissolved Solids	mg/L	400	418	104	80-120	

SAMPLE DUPLICATE: 4608787

Parameter	Units	92762733002 Result	Dup Result	RPD	Max RPD	Qualifiers
Total Dissolved Solids	mg/L	1360	1350	1	10	

SAMPLE DUPLICATE: 4608788

Parameter	Units	92762733009 Result	Dup Result	RPD	Max RPD	Qualifiers
Total Dissolved Solids	mg/L	362	379	5	10	

Results presented on this page are in the units indicated by the "Units" column except where an alternate unit is presented to the right of the result.

This report shall not be reproduced, except in full,
without the written consent of Pace Analytical Services, LLC.

Pace Analytical Services, LLC
9800 Kincey Ave. Suite 100
Huntersville, NC 28078
(704)875-9092

QUALITY CONTROL DATA

Project: Hammond AP-1
Pace Project No.: 92762188

QC Batch: 895260
QC Batch Method: SM 2320B-2011
Analysis Method: SM 2320B-2011
Analysis Description: 2320B Alkalinity
Laboratory: Pace Analytical Services - Asheville
Associated Lab Samples: 92762188001, 92762188002, 92762188007, 92762188008, 92762188009

METHOD BLANK: 4608680 Matrix: Water
Associated Lab Samples: 92762188001, 92762188002, 92762188007, 92762188008, 92762188009

Parameter	Units	Blank Result	Reporting Limit	MDL	Analyzed	Qualifiers
Alkalinity, Total as CaCO3	mg/L	ND	5.0	5.0	11/14/24 14:11	
Alkalinity,Bicarbonate (CaCO3)	mg/L	ND	5.0	5.0	11/14/24 14:11	
Alkalinity,Carbonate (CaCO3)	mg/L	ND	5.0	5.0	11/14/24 14:11	

LABORATORY CONTROL SAMPLE: 4608681

Parameter	Units	Spike Conc.	LCS Result	LCS % Rec	% Rec Limits	Qualifiers
Alkalinity, Total as CaCO3	mg/L	50	49.5	99	80-120	

LABORATORY CONTROL SAMPLE: 4608682

Parameter	Units	Spike Conc.	LCS Result	LCS % Rec	% Rec Limits	Qualifiers
Alkalinity, Total as CaCO3	mg/L	50	50.0	100	80-120	

MATRIX SPIKE & MATRIX SPIKE DUPLICATE: 4608683 4608684

Parameter	Units	92762323004 Result	MS Spike Conc.	MSD Spike Conc.	MS Result	MSD Result	MS % Rec	MSD % Rec	% Rec Limits	RPD	Max RPD	Qual
Alkalinity, Total as CaCO3	mg/L	293	50	50	339	341	91	95	80-120	1	25	

MATRIX SPIKE & MATRIX SPIKE DUPLICATE: 4608685 4608686

Parameter	Units	92762323005 Result	MS Spike Conc.	MSD Spike Conc.	MS Result	MSD Result	MS % Rec	MSD % Rec	% Rec Limits	RPD	Max RPD	Qual
Alkalinity, Total as CaCO3	mg/L	27.7	50	50	73.5	71.9	92	88	80-120	2	25	

Results presented on this page are in the units indicated by the "Units" column except where an alternate unit is presented to the right of the result.

REPORT OF LABORATORY ANALYSIS

This report shall not be reproduced, except in full,
without the written consent of Pace Analytical Services, LLC.

Pace Analytical Services, LLC
9800 Kincey Ave. Suite 100
Huntersville, NC 28078
(704)875-9092

QUALITY CONTROL DATA

Project: Hammond AP-1
Pace Project No.: 92762188

QC Batch: 895261
QC Batch Method: SM 2320B-2011
Analysis Method: SM 2320B-2011
Analysis Description: 2320B Alkalinity
Laboratory: Pace Analytical Services - Asheville
Associated Lab Samples: 92762188003, 92762188004, 92762188005, 92762188006, 92762188010

METHOD BLANK: 4608687 Matrix: Water
Associated Lab Samples: 92762188003, 92762188004, 92762188005, 92762188006, 92762188010

Parameter	Units	Blank Result	Reporting Limit	MDL	Analyzed	Qualifiers
Alkalinity, Total as CaCO3	mg/L	ND	5.0	5.0	11/12/24 15:34	
Alkalinity,Bicarbonate (CaCO3)	mg/L	ND	5.0	5.0	11/12/24 15:34	
Alkalinity,Carbonate (CaCO3)	mg/L	ND	5.0	5.0	11/12/24 15:34	

LABORATORY CONTROL SAMPLE: 4608688

Parameter	Units	Spike Conc.	LCS Result	LCS % Rec	% Rec Limits	Qualifiers
Alkalinity, Total as CaCO3	mg/L	50	50.3	101	80-120	

LABORATORY CONTROL SAMPLE: 4608689

Parameter	Units	Spike Conc.	LCS Result	LCS % Rec	% Rec Limits	Qualifiers
Alkalinity, Total as CaCO3	mg/L	50	48.9	98	80-120	

MATRIX SPIKE & MATRIX SPIKE DUPLICATE: 4608690 4608691

Parameter	Units	92762023002 Result	MS Spike Conc.	MSD Spike Conc.	MS Result	MSD Result	MS % Rec	MSD % Rec	% Rec Limits	RPD	Max RPD	Qual
Alkalinity, Total as CaCO3	mg/L	8.9	50	50	60.8	60.7	104	103	80-120	0	25	

MATRIX SPIKE & MATRIX SPIKE DUPLICATE: 4608692 4608693

Parameter	Units	92762023003 Result	MS Spike Conc.	MSD Spike Conc.	MS Result	MSD Result	MS % Rec	MSD % Rec	% Rec Limits	RPD	Max RPD	Qual
Alkalinity, Total as CaCO3	mg/L	109	50	50	159	161	102	104	80-120	1	25	

Results presented on this page are in the units indicated by the "Units" column except where an alternate unit is presented to the right of the result.

This report shall not be reproduced, except in full,
without the written consent of Pace Analytical Services, LLC.

Pace Analytical Services, LLC
9800 Kincey Ave. Suite 100
Huntersville, NC 28078
(704)875-9092

QUALITY CONTROL DATA

Project: Hammond AP-1
Pace Project No.: 92762188

QC Batch: 895967
QC Batch Method: SM 2320B-2011
Analysis Method: SM 2320B-2011
Analysis Description: 2320B Alkalinity
Laboratory: Pace Analytical Services - Asheville
Associated Lab Samples: 92762188011, 92762188012

METHOD BLANK: 4611978 Matrix: Water
Associated Lab Samples: 92762188011, 92762188012

Parameter	Units	Blank Result	Reporting Limit	MDL	Analyzed	Qualifiers
Alkalinity, Total as CaCO3	mg/L	ND	5.0	5.0	11/14/24 18:11	
Alkalinity,Bicarbonate (CaCO3)	mg/L	ND	5.0	5.0	11/14/24 18:11	
Alkalinity,Carbonate (CaCO3)	mg/L	ND	5.0	5.0	11/14/24 18:11	

LABORATORY CONTROL SAMPLE: 4611979

Parameter	Units	Spike Conc.	LCS Result	LCS % Rec	% Rec Limits	Qualifiers
Alkalinity, Total as CaCO3	mg/L	50	49.5	99	80-120	

LABORATORY CONTROL SAMPLE: 4611980

Parameter	Units	Spike Conc.	LCS Result	LCS % Rec	% Rec Limits	Qualifiers
Alkalinity, Total as CaCO3	mg/L	50	49.8	100	80-120	

MATRIX SPIKE & MATRIX SPIKE DUPLICATE: 4611981 4611982

Parameter	Units	92762616004 Result	MS Spike Conc.	MSD Spike Conc.	MS Result	MSD Result	MS % Rec	MSD % Rec	% Rec Limits	RPD	Max RPD	Qual
Alkalinity, Total as CaCO3	mg/L	24.3	50	50	74.3	74.0	100	99	80-120	0	25	

MATRIX SPIKE & MATRIX SPIKE DUPLICATE: 4611983 4611984

Parameter	Units	92762616005 Result	MS Spike Conc.	MSD Spike Conc.	MS Result	MSD Result	MS % Rec	MSD % Rec	% Rec Limits	RPD	Max RPD	Qual
Alkalinity, Total as CaCO3	mg/L	24.2	50	50	73.6	74.2	99	100	80-120	1	25	

Results presented on this page are in the units indicated by the "Units" column except where an alternate unit is presented to the right of the result.

This report shall not be reproduced, except in full,
without the written consent of Pace Analytical Services, LLC.

Pace Analytical Services, LLC
9800 Kincey Ave. Suite 100
Huntersville, NC 28078
(704)875-9092

QUALITY CONTROL DATA

Project: Hammond AP-1
Pace Project No.: 92762188

QC Batch: 894848
QC Batch Method: SM 4500-S2D-2011
Analysis Method: SM 4500-S2D-2011
Analysis Description: 4500S2D Sulfide Water
Laboratory: Pace Analytical Services - Asheville
Associated Lab Samples: 92762188001, 92762188002, 92762188003, 92762188004, 92762188005, 92762188006, 92762188007, 92762188008, 92762188009, 92762188010, 92762188011, 92762188012

METHOD BLANK: 4607175
Matrix: Water
Associated Lab Samples: 92762188001, 92762188002, 92762188003, 92762188004, 92762188005, 92762188006, 92762188007, 92762188008, 92762188009, 92762188010, 92762188011, 92762188012

Parameter	Units	Blank Result	Reporting Limit	MDL	Analyzed	Qualifiers
Sulfide	mg/L	ND	0.10	0.022	11/09/24 04:16	

LABORATORY CONTROL SAMPLE: 4607176

Parameter	Units	Spike Conc.	LCS Result	LCS % Rec	% Rec Limits	Qualifiers
Sulfide	mg/L	0.5	0.52	104	80-120	

MATRIX SPIKE & MATRIX SPIKE DUPLICATE: 4607177 4607178

Parameter	Units	92762188001 Result	MS Spike Conc.	MSD Spike Conc.	MS Result	MSD Result	MS % Rec	MSD % Rec	% Rec Limits	RPD	Max RPD	Qual
Sulfide	mg/L	ND	0.5	0.5	0.54	0.57	106	113	80-120	6	10	

MATRIX SPIKE & MATRIX SPIKE DUPLICATE: 4607179 4607180

Parameter	Units	92762188012 Result	MS Spike Conc.	MSD Spike Conc.	MS Result	MSD Result	MS % Rec	MSD % Rec	% Rec Limits	RPD	Max RPD	Qual
Sulfide	mg/L	ND	0.5	0.5	0.51	0.53	101	106	80-120	5	10	

Results presented on this page are in the units indicated by the "Units" column except where an alternate unit is presented to the right of the result.

REPORT OF LABORATORY ANALYSIS

This report shall not be reproduced, except in full,
without the written consent of Pace Analytical Services, LLC.

Pace Analytical Services, LLC
9800 Kincey Ave. Suite 100
Huntersville, NC 28078
(704)875-9092

QUALITY CONTROL DATA

Project: Hammond AP-1
Pace Project No.: 92762188

QC Batch: 894254
QC Batch Method: EPA 300.0 Rev 2.1 1993
Analysis Method: EPA 300.0 Rev 2.1 1993
Analysis Description: 300.0 IC Anions
Laboratory: Pace Analytical Services - Asheville
Associated Lab Samples: 92762188001, 92762188002, 92762188003, 92762188004, 92762188005, 92762188006, 92762188007, 92762188008, 92762188009, 92762188010, 92762188011

METHOD BLANK: 4603880
Matrix: Water
Associated Lab Samples: 92762188001, 92762188002, 92762188003, 92762188004, 92762188005, 92762188006, 92762188007, 92762188008, 92762188009, 92762188010, 92762188011

Parameter	Units	Blank Result	Reporting Limit	MDL	Analyzed	Qualifiers
Chloride	mg/L	ND	1.0	0.60	11/07/24 12:33	
Fluoride	mg/L	ND	0.10	0.050	11/07/24 12:33	
Sulfate	mg/L	ND	1.0	0.50	11/07/24 12:33	

LABORATORY CONTROL SAMPLE: 4603881

Parameter	Units	Spike Conc.	LCS Result	LCS % Rec	% Rec Limits	Qualifiers
Chloride	mg/L	50	49.8	100	90-110	
Fluoride	mg/L	2.5	2.7	107	90-110	
Sulfate	mg/L	50	51.2	102	90-110	

MATRIX SPIKE & MATRIX SPIKE DUPLICATE: 4603882 4603883

Parameter	Units	92762268002 Result	MS Spike Conc.	MSD Spike Conc.	MS Result	MSD Result	MS % Rec	MSD % Rec	% Rec Limits	RPD	Max RPD	Qual
Chloride	mg/L	55.6	50	50	94.6	96.5	78	82	90-110	2	10	M1
Fluoride	mg/L	0.21	2.5	2.5	3.1	3.4	114	127	90-110	11	10	M1,R1
Sulfate	mg/L	125	50	50	173	176	97	102	90-110	2	10	

MATRIX SPIKE & MATRIX SPIKE DUPLICATE: 4603884 4603885

Parameter	Units	92762188002 Result	MS Spike Conc.	MSD Spike Conc.	MS Result	MSD Result	MS % Rec	MSD % Rec	% Rec Limits	RPD	Max RPD	Qual
Chloride	mg/L	15.6	50	50	65.3	65.9	99	101	90-110	1	10	
Fluoride	mg/L	0.15	2.5	2.5	2.4	2.4	90	91	90-110	1	10	
Sulfate	mg/L	187	50	50	232	233	91	92	90-110	0	10	

Results presented on this page are in the units indicated by the "Units" column except where an alternate unit is presented to the right of the result.

This report shall not be reproduced, except in full,
without the written consent of Pace Analytical Services, LLC.

Pace Analytical Services, LLC
9800 Kincey Ave. Suite 100
Huntersville, NC 28078
(704)875-9092

QUALITY CONTROL DATA

Project: Hammond AP-1
Pace Project No.: 92762188

QC Batch: 894256
QC Batch Method: EPA 300.0 Rev 2.1 1993
Analysis Method: EPA 300.0 Rev 2.1 1993
Analysis Description: 300.0 IC Anions
Laboratory: Pace Analytical Services - Asheville
Associated Lab Samples: 92762188012

METHOD BLANK: 4603887 Matrix: Water
Associated Lab Samples: 92762188012

Parameter	Units	Blank Result	Reporting Limit	MDL	Analyzed	Qualifiers
Chloride	mg/L	ND	1.0	0.60	11/07/24 20:32	
Fluoride	mg/L	ND	0.10	0.050	11/07/24 20:32	
Sulfate	mg/L	ND	1.0	0.50	11/07/24 20:32	

LABORATORY CONTROL SAMPLE: 4603888

Parameter	Units	Spike Conc.	LCS Result	LCS % Rec	% Rec Limits	Qualifiers
Chloride	mg/L	50	50.7	101	90-110	
Fluoride	mg/L	2.5	2.4	95	90-110	
Sulfate	mg/L	50	51.7	103	90-110	

MATRIX SPIKE & MATRIX SPIKE DUPLICATE: 4603889 4603890

Parameter	Units	92762188012 Result	MS Spike Conc.	MSD Spike Conc.	MS Result	MSD Result	MS % Rec	MSD % Rec	% Rec Limits	RPD	Max RPD	Qual
Chloride	mg/L	15.8	50	50	65.2	65.9	99	100	90-110	1	10	
Fluoride	mg/L	0.16	2.5	2.5	2.4	2.5	90	93	90-110	3	10	
Sulfate	mg/L	190	50	50	231	233	82	86	90-110	1	10	M1

Results presented on this page are in the units indicated by the "Units" column except where an alternate unit is presented to the right of the result.

REPORT OF LABORATORY ANALYSIS

This report shall not be reproduced, except in full,
without the written consent of Pace Analytical Services, LLC.

Pace Analytical Services, LLC
9800 Kincey Ave. Suite 100
Huntersville, NC 28078
(704)875-9092

QUALIFIERS

Project: Hammond AP-1
Pace Project No.: 92762188

DEFINITIONS

DF - Dilution Factor, if reported, represents the factor applied to the reported data due to dilution of the sample aliquot.

ND - Not Detected at or above adjusted reporting limit.

TNTC - Too Numerous To Count

J - Estimated concentration above the adjusted method detection limit and below the adjusted reporting limit.

MDL - Adjusted Method Detection Limit.

PQL - Practical Quantitation Limit.

RL - Reporting Limit - The lowest concentration value that meets project requirements for quantitative data with known precision and bias for a specific analyte in a specific matrix.

S - Surrogate

1,2-Diphenylhydrazine decomposes to and cannot be separated from Azobenzene using Method 8270. The result for each analyte is a combined concentration.

Consistent with EPA guidelines, unrounded data are displayed and have been used to calculate % recovery and RPD values.

LCS(D) - Laboratory Control Sample (Duplicate)

MS(D) - Matrix Spike (Duplicate)

DUP - Sample Duplicate

RPD - Relative Percent Difference

NC - Not Calculable.

SG - Silica Gel - Clean-Up

U - Indicates the compound was analyzed for, but not detected.

Acid preservation may not be appropriate for 2 Chloroethylvinyl ether.

A separate vial preserved to a pH of 4-5 is recommended in SW846 Chapter 4 for the analysis of Acrolein and Acrylonitrile by EPA Method 8260.

N-Nitrosodiphenylamine decomposes and cannot be separated from Diphenylamine using Method 8270. The result reported for each analyte is a combined concentration.

Reported results are not rounded until the final step prior to reporting. Therefore, calculated parameters that are typically reported as "Total" may vary slightly from the sum of the reported component parameters.

Pace Analytical is TNI accredited. Contact your Pace PM for the current list of accredited analytes.

TNI - The NELAC Institute.

ANALYTE QUALIFIERS

B	Analyte was detected in the associated method blank.
M1	Matrix spike recovery exceeded QC limits. Batch accepted based on laboratory control sample (LCS) recovery.
R1	RPD value was outside control limits.

This report shall not be reproduced, except in full,
without the written consent of Pace Analytical Services, LLC.

Pace Analytical Services, LLC
9800 Kincey Ave. Suite 100
Huntersville, NC 28078
(704)875-9092

QUALITY CONTROL DATA CROSS REFERENCE TABLE

Project: Hammond AP-1
Pace Project No.: 92762188

Lab ID	Sample ID	QC Batch Method	QC Batch	Analytical Method	Analytical Batch
92762188001	**HAM-PT-07**	EPA 3010A	894321	EPA 6010D	894759
92762188002	**HAM-PT-08**	EPA 3010A	894321	EPA 6010D	894759
92762188003	**HAM-PT-09**	EPA 3010A	894321	EPA 6010D	894759
92762188004	**HAM-PT-10**	EPA 3010A	894321	EPA 6010D	894759
92762188005	**HAM-PT-11**	EPA 3010A	894321	EPA 6010D	894759
92762188006	**HAM-PT-12**	EPA 3010A	894321	EPA 6010D	894759
92762188007	**HAM-PT-13**	EPA 3010A	894321	EPA 6010D	894759
92762188008	**HAM-PT-14**	EPA 3010A	894321	EPA 6010D	894759
92762188009	**HAM-PT-15**	EPA 3010A	894321	EPA 6010D	894759
92762188010	**HAM-AP1-EB-01**	EPA 3010A	894321	EPA 6010D	894759
92762188011	**HAM-AP1-FB-01**	EPA 3010A	894321	EPA 6010D	894759
92762188012	**HAM-AP1-FD-01**	EPA 3010A	894321	EPA 6010D	894759
92762188001	**HAM-PT-07**	EPA 3005A	894324	EPA 6020B	894778
92762188002	**HAM-PT-08**	EPA 3005A	894324	EPA 6020B	894778
92762188003	**HAM-PT-09**	EPA 3005A	894324	EPA 6020B	894778
92762188004	**HAM-PT-10**	EPA 3005A	894324	EPA 6020B	894778
92762188005	**HAM-PT-11**	EPA 3005A	894324	EPA 6020B	894778
92762188006	**HAM-PT-12**	EPA 3005A	894324	EPA 6020B	894778
92762188007	**HAM-PT-13**	EPA 3005A	894324	EPA 6020B	894778
92762188008	**HAM-PT-14**	EPA 3005A	894324	EPA 6020B	894778
92762188009	**HAM-PT-15**	EPA 3005A	894324	EPA 6020B	894778
92762188010	**HAM-AP1-EB-01**	EPA 3005A	894324	EPA 6020B	894778
92762188011	**HAM-AP1-FB-01**	EPA 3005A	894324	EPA 6020B	894778
92762188012	**HAM-AP1-FD-01**	EPA 3005A	894324	EPA 6020B	894778
92762188001	**HAM-PT-07**	EPA 7470A	896849	EPA 7470A	896905
92762188002	**HAM-PT-08**	EPA 7470A	896849	EPA 7470A	896905
92762188003	**HAM-PT-09**	EPA 7470A	896849	EPA 7470A	896905
92762188004	**HAM-PT-10**	EPA 7470A	896849	EPA 7470A	896905
92762188005	**HAM-PT-11**	EPA 7470A	896849	EPA 7470A	896905
92762188006	**HAM-PT-12**	EPA 7470A	896849	EPA 7470A	896905
92762188007	**HAM-PT-13**	EPA 7470A	896849	EPA 7470A	896905
92762188008	**HAM-PT-14**	EPA 7470A	896849	EPA 7470A	896905
92762188009	**HAM-PT-15**	EPA 7470A	896849	EPA 7470A	896905
92762188010	**HAM-AP1-EB-01**	EPA 7470A	896849	EPA 7470A	896905
92762188011	**HAM-AP1-FB-01**	EPA 7470A	896849	EPA 7470A	896905
92762188012	**HAM-AP1-FD-01**	EPA 7470A	896849	EPA 7470A	896905
92762188001	**HAM-PT-07**	SM 2540C-2015	894298		
92762188002	**HAM-PT-08**	SM 2540C-2015	894298		
92762188003	**HAM-PT-09**	SM 2540C-2015	894298		
92762188004	**HAM-PT-10**	SM 2540C-2015	894298		
92762188005	**HAM-PT-11**	SM 2540C-2015	894298		
92762188006	**HAM-PT-12**	SM 2540C-2015	895288		
92762188007	**HAM-PT-13**	SM 2540C-2015	894298		
92762188008	**HAM-PT-14**	SM 2540C-2015	894298		
92762188009	**HAM-PT-15**	SM 2540C-2015	894298		
92762188010	**HAM-AP1-EB-01**	SM 2540C-2015	894298		

This report shall not be reproduced, except in full,
without the written consent of Pace Analytical Services, LLC.

Pace Analytical Services, LLC
9800 Kincey Ave. Suite 100
Huntersville, NC 28078
(704)875-9092

QUALITY CONTROL DATA CROSS REFERENCE TABLE

Project: Hammond AP-1
Pace Project No.: 92762188

Lab ID	Sample ID	QC Batch Method	QC Batch	Analytical Method	Analytical Batch
92762188011	**HAM-AP1-FB-01**	SM 2540C-2015	894298		
92762188012	**HAM-AP1-FD-01**	SM 2540C-2015	894298		
92762188001	**HAM-PT-07**	SM 2320B-2011	895260		
92762188002	**HAM-PT-08**	SM 2320B-2011	895260		
92762188003	**HAM-PT-09**	SM 2320B-2011	895261		
92762188004	**HAM-PT-10**	SM 2320B-2011	895261		
92762188005	**HAM-PT-11**	SM 2320B-2011	895261		
92762188006	**HAM-PT-12**	SM 2320B-2011	895261		
92762188007	**HAM-PT-13**	SM 2320B-2011	895260		
92762188008	**HAM-PT-14**	SM 2320B-2011	895260		
92762188009	**HAM-PT-15**	SM 2320B-2011	895260		
92762188010	**HAM-AP1-EB-01**	SM 2320B-2011	895261		
92762188011	**HAM-AP1-FB-01**	SM 2320B-2011	895967		
92762188012	**HAM-AP1-FD-01**	SM 2320B-2011	895967		
92762188001	**HAM-PT-07**	SM 4500-S2D-2011	894848		
92762188002	**HAM-PT-08**	SM 4500-S2D-2011	894848		
92762188003	**HAM-PT-09**	SM 4500-S2D-2011	894848		
92762188004	**HAM-PT-10**	SM 4500-S2D-2011	894848		
92762188005	**HAM-PT-11**	SM 4500-S2D-2011	894848		
92762188006	**HAM-PT-12**	SM 4500-S2D-2011	894848		
92762188007	**HAM-PT-13**	SM 4500-S2D-2011	894848		
92762188008	**HAM-PT-14**	SM 4500-S2D-2011	894848		
92762188009	**HAM-PT-15**	SM 4500-S2D-2011	894848		
92762188010	**HAM-AP1-EB-01**	SM 4500-S2D-2011	894848		
92762188011	**HAM-AP1-FB-01**	SM 4500-S2D-2011	894848		
92762188012	**HAM-AP1-FD-01**	SM 4500-S2D-2011	894848		
92762188001	**HAM-PT-07**	EPA 300.0 Rev 2.1 1993	894254		
92762188002	**HAM-PT-08**	EPA 300.0 Rev 2.1 1993	894254		
92762188003	**HAM-PT-09**	EPA 300.0 Rev 2.1 1993	894254		
92762188004	**HAM-PT-10**	EPA 300.0 Rev 2.1 1993	894254		
92762188005	**HAM-PT-11**	EPA 300.0 Rev 2.1 1993	894254		
92762188006	**HAM-PT-12**	EPA 300.0 Rev 2.1 1993	894254		
92762188007	**HAM-PT-13**	EPA 300.0 Rev 2.1 1993	894254		
92762188008	**HAM-PT-14**	EPA 300.0 Rev 2.1 1993	894254		
92762188009	**HAM-PT-15**	EPA 300.0 Rev 2.1 1993	894254		
92762188010	**HAM-AP1-EB-01**	EPA 300.0 Rev 2.1 1993	894254		
92762188011	**HAM-AP1-FB-01**	EPA 300.0 Rev 2.1 1993	894254		
92762188012	**HAM-AP1-FD-01**	EPA 300.0 Rev 2.1 1993	894256		

This report shall not be reproduced, except in full,
without the written consent of Pace Analytical Services, LLC.

Pace Analytical

CHAIN-OF-CUSTODY / Analytical Request Doc

The Chain-of-Custody is a LEGAL DOCUMENT. All relevant fields must be completed ac

WO# : 92762188

92762188

Section A Required Client Information		Section B Required Project Information		Section C Invoice Information	
Company:	GA Power	Report To:	SCS Contacts	Attention:	Southern Co
Address:	Atlanta, GA	Copy To:	Geosyntec Contacts	Company Name:	
				Address:	
Email To:	SCS Contacts	Purchase Order No.:	GPC82474-0001	Pace Quote Reference:	
Phone:	Fax:	Project Name:	Hammond AP-1	Pace Project Manager:	Bonnie Vang
Requested Due Date/TAT:	10 Day	Project Number:		Pace Profile #:	16483

REGULATORY AGENCY

☐ NPDES ☐ GROUND WATER ☐ DRINKING WATER
☐ UST ☐ RCRA ☑ OTHER CCR

Site Location STATE: GA

Requested Analysis Filtered (Y/N)

ITEM #	Section D Required Client Information: SAMPLE ID (A-Z, 0-9 / -) Sample IDs MUST BE UNIQUE	MATRIX CODE (see valid codes to left)	SAMPLE TYPE (G=GRAB C=COMP)	COLLECTED DATE	COLLECTED TIME	COLLECTED DATE	COLLECTED TIME	SAMPLE TEMP AT COLLECTION	# OF CONTAINERS	Unpreserved	H_2SO_4	HNO_3	HCl	NaOH	$Na_2S_2O_3$	Methanol	Other	Analysis Test Y/N	Chloride, Fluoride, Sulfate	Full App III and IV metals	Major Ions (Profile 10839-2)	TDS	Residual Chlorine (Y/N)	Pace Project No./ Lab I.D.
1	HAM-PT-07	WG	G	11/4/2024	1234			20	5	3		1					1		X	X	X	X	N	
2	HAM-PT-08	WG	G	11/4/2024	1214			19	5	3		1					1		X	X	X	X	N	
3	HAM-PT-09	WG	G	11/5/2024	1154			20	5	3		1					1		X	X	X	X	N	
4	HAM-PT-10	WG	G	11/5/2024	0929			20	5	3		1					1		X	X	X	X	N	
5	HAM-PT-11	WG	G	11/5/2024	0925			20	5	3		1					1		X	X	X	X	N	
6	HAM-PT-12	WG	G	11/5/2024	1144			20	5	3		1					1		X	X	X	X	N	
7	HAM-PT-13	WG	G	11/4/2024	1105			20	5	3		1					1		X	X	X	X	N	
8	HAM-PT-14	WG	G	11/4/2024	1450			19	5	3		1					1		X	X	X	X	N	
9	HAM-PT-15	WG	G	11/4/2024	1401			20	5	3		1					1		X	X	X	X	N	
10	HAM-AP1-EB-01	WQ	G	11/5/2024	1236			20	5	3		1					1		X	X	X	X	N	
11	HAM-AP1-FB-01 C.H.	WQ	G	11/5/2024	1232			20	5	3		1					1		X	X	X	X	N	
12	HAM-AP1-FD-01 * 11/4/2024	WG	G	11/5/2024	0000			20	5	3		1					1		X	X	X	X	N	

ADDITIONAL COMMENTS	RELINQUISHED BY / AFFILIATION	DATE	TIME	ACCEPTED BY / AFFILIATION	DATE	TIME	SAMPLE CONDITIONS
Task Code: HAM-CCR-CA-20241104	Zain Webb / Geosyntec	11/6/24	1330	Ryan Williams / Pace	11/6/24	1330	
* Sample date for HAM-AP1-FD-01	Ryan Williams / Pace	11/6/24	1415	[signature]	11/6/24	1415	
revised by C.Hug on 1/22/2025							

SAMPLER NAME AND SIGNATURE

PRINT Name of SAMPLER: Tristan Halterman, Zain Webb / Geosyntec Consultants, Inc.

SIGNATURE of SAMPLER: [signature] Zain Webb — DATE Signed (MM/DD/YY): 11/6/24

Temp in °C | Received on Ice (Y/N) | Custody Sealed Cooler (Y/N) | Samples Intact (Y/N)

*Important Note: By signing this form you are accepting Pace's NET 30 day payment terms and agreeing to late charges of 1.5% per month for any invoices not paid within 30 days.

F-ALL-Q-020rev.07, 15-Feb-2007

Pace Analytical

CHAIN-OF-CUSTODY / Analytical Request Doc

The Chain-of-Custody is a LEGAL DOCUMENT. All relevant fields must be completed ac

WO# : 92762188

92762188

Section A
Required Client Information:

Company:	GA Power
Address:	Atlanta, GA
Email To:	SCS Contacts
Phone:	Fax:
Requested Due Date/TAT:	10 Day

Section B
Required Project Information:

Report To:	SCS Contacts
Copy To:	Geosyntec Contacts
Purchase Order No:	GPC82474-0001
Project Name:	Hammond AP-1
Project Number:	

Section C
Invoice Information:

Attention:	Southern Co.
Company Name:	
Address:	
Pace Quote Reference:	
Pace Project Manager:	Bonnie Vang
Pace Profile #:	16483

REGULATORY AGENCY

☐ NPDES ☐ GROUND WATER ☐ DRINKING WATER
☐ UST ☐ RCRA ☑ OTHER CCR

Site Location STATE: GA

Requested Analysis Filtered (Y/N)

Section D
Required Client Information

Valid Matrix Codes

MATRIX	CODE
DRINKING WATER	DW
WATER	WT
WASTE WATER	WW
PRODUCT	P
SOIL/SOLID	SL
OIL	OL
WIPE	WP
AIR	AR
OTHER	OT
TISSUE	TS

SAMPLE ID
(A-Z, 0-9 / ,-)
Sample IDs MUST BE UNIQUE

ITEM #	SAMPLE ID	MATRIX CODE (see valid codes to left)	SAMPLE TYPE (G=GRAB C=COMP)	COLLECTED COMPOSITE DATE	COLLECTED COMPOSITE TIME	COLLECTED COMPOSITE DATE	COLLECTED COMPOSITE TIME	SAMPLE TEMP AT COLLECTION	# OF CONTAINERS	Preservatives: Unpreserved	H_2SO_4	HNO_3	HCl	NaOH	$Na_2S_2O_3$	Methanol	Other	Analysis Tbst Y/N	Chloride, Fluoride, Sulfate N	Full App. III and IV metals N	Major Ions (Profile 10839-21) N	TDS N	Residual Chlorine (Y/N)	Pace Project No./ Lab I.D.
1	HAM-PT-07	WG	G	11/4/2024	1234			20	5	3		1					1		X	X	X	X	N	
2	HAM-PT-08	WG	G	11/4/2024	1214			19	5	3		1					1		X	X	X	X	N	
3	HAM-PT-09	WG	G	11/5/2024	1154			20	5	3		1					1		X	X	X	X	N	
4	HAM-PT-10	WG	G	11/5/2024	0929			20	5	3		1					1		X	X	X	X	N	
5	HAM-PT-11	WG	G	11/5/2024	0925			20	5	3		1					1		X	X	X	X	N	
6	HAM-PT-12	WG	G	11/5/2024	1144			20	5	3		1					1		X	X	X	X	N	
7	HAM-PT-13	WG	G	11/4/2024	1105			20	5	3		1					1		X	X	X	X	N	
8	HAM-PT-14	WG	G	11/4/2024	1450			19	5	3		1					1		X	X	X	X	N	
9	HAM-PT-15	WG	G	11/4/2024	1401			20	5	3		1					1		X	X	X	X	N	
10	HAM-AP1-EB-01	WQ	G	11/5/2024	1236			20	5	3		1					1		X	X	X	X	N	
11	HAM-AP1-FB-01	WQ	G	11/5/2024	1232			20	5	3		1					1		X	X	X	X	N	
12	HAM-AP1-FD-01	WG	G	11/5/2024	0000			20	5	3		1					1		X	X	X	X	N	

ADDITIONAL COMMENTS	RELINQUISHED BY / AFFILIATION	DATE	TIME	ACCEPTED BY / AFFILIATION	DATE	TIME	SAMPLE CONDITIONS
Task Code: HAM-CCR-CA-20241104	Zain Webb / Geosyntec	11/6/24	1330	Ryan Williams / Pace	11/6/24	1330	
	Ryan Williams / Pace	11/6/24	1415	Charles [illegible]	11/6/24	1415	

SAMPLER NAME AND SIGNATURE

PRINT Name of SAMPLER: Tristan Halterman, Zain Webb / Geosyntec Consultants, Inc.

SIGNATURE of SAMPLER: [signature] Zain Webb — DATE Signed (MM/DD/YY): 11/6/24

Temp in °C | Received on Ice (Y/N) | Custody Sealed Cooler (Y/N) | Samples Intact (Y/N)

*Important Note: By signing this form you are accepting Pace's NET 30 day payment terms and agreeing to late charges of 1.5% per month for any invoices not paid within 30 days.

F-ALL-Q-020rev.07, 15-Feb-2007

Pace	DC#_Title: ENV-FRM-HUN1-0083 v05_Sample Condition Upon Receipt
	Effective Date: 05/24/2024

Laboratory receiving samples:
Asheville ☐ Eden ☐ Greenwood ☐ Huntersville ☐ Raleigh ☐ Mechanicsville ☐ Atlanta ☑ Kernersville ☐

Sample Condition Upon Receipt

Client Name: Georgia Power

Project #: WO#: 92762188
PM: BV Due Date: 11/21/24
CLIENT: 92- GP-HAM

Courier: ☐ Commercial ☐ Fed Ex ☐ UPS ☐ USPS ☐ Client ☑ Pace ☐ Other:____

Custody Seal Present? ☐ Yes ☑ No Seals Intact? ☐ Yes ☐ No ☑ N/A

Date/Initials Person Examining Contents: 11/8/24 CAH

Packing Material: ☐ Bubble Wrap ☐ Bubble Bags ☑ None ☐ Other

Biological Tissue Frozen? ☐ Yes ☐ No ☑ N/A

Thermometer: ☑ IR Gun ID: 083 Type of Ice: ☑ Wet ☐ Blue ☐ None

Cooler Temp: 3.9 Correction Factor: Add/Subtract (°C) 0.0

Temp should be above freezing to 6°C
☐ Samples out of temp criteria. Samples on ice, cooling process has begun

Cooler Temp Corrected (°C): 3.9

USDA Regulated Soil (☐ N/A, water sample)
Did samples originate in a quarantine zone within the United States: CA, NY, or SC (check maps)? ☐ Yes ☐ No

Did samples originate from a foreign source (internationally, including Hawaii and Puerto Rico)? ☐ Yes ☐ No

				Comments/Discrepancy:
Chain of Custody Present?	☑ Yes	☐ No	☐ N/A	1.
Samples Arrived within Hold Time?	☑ Yes	☐ No	☐ N/A	2.
Short Hold Time Analysis (<72 hr.)?	☐ Yes	☑ No	☐ N/A	3.
Rush Turn Around Time Requested?	☐ Yes	☑ No	☐ N/A	4.
Sufficient Volume?	☑ Yes	☐ No	☐ N/A	5.
Correct Containers Used?	☑ Yes	☐ No	☐ N/A	6.
-Pace Containers Used?	☑ Yes	☐ No	☐ N/A	
Containers Intact?	☑ Yes	☐ No	☐ N/A	7.
Dissolved analysis: Samples Field Filtered?	☐ Yes	☐ No	☑ N/A	8.
Sample Labels Match COC? -Includes Date/Time/ID/Analysis Matrix: W	☑ Yes	☐ No	☐ N/A	9.
Headspace in VOA Vials (>5-6mm)?	☐ Yes	☐ No	☑ N/A	10.
Trip Blank Present?	☐ Yes	☐ No	☑ N/A	11.
Trip Blank Custody Seals Present?	☐ Yes	☐ No	☑ N/A	

Field Data Required? ☐ Yes ☐ No

COMMENTS/SAMPLE DISCREPANCY

Lot ID of split containers:

CLIENT NOTIFICATION/RESOLUTION

Person contacted: Date/Time:

Project Manager SCURF Review: Date:

Project Manager SRF Review: Date:

DC#_Title: ENV-FRM-HUN1-0083 v05_Sample Condition Upon Receipt

Effective Date: 05/24/2024

WO#: 92762188

*Check mark top half of box if pH and/or dechlorination is verified and within the acceptance range for preservation samples.
Exceptions: VOA, Coliform, TOC, Oil and Grease, DRO/8015 (water) DOC, LLHg
**Bottom half of box is to list number of bottles
***Check all unpreserved Nitrates for chlorine

Project # PM: BV Due Date: 11/21/24
CLIENT: 92- GP-HAM

Laboratory Receiving Location: Asheville ☐ Eden ☐ Greenwood ☐ Huntersville ☐ Raleigh ☐ Mechanicsville ☐ Atlanta ☐ Kernersville ☐

Client_____ Profile/EZ (Circle one)_____ Notes_____

Item#	BP4U-125 mL Plastic Unpreserved (N/A) (Cl-)	BP3U-250 mL Plastic Unpreserved (N/A)	BP2U-500 mL Plastic Unpreserved (N/A)	BP1U-1 liter Plastic Unpreserved (N/A)		BP4S-125 mL Plastic H2SO4 (pH < 2) (Cl-)	BP3N-250 mL plastic HNO3 (pH < 2)	BP4Z-125 mL Plastic ZN Acetate & NaOH (>9)	BP4B-125 mL Plastic NaOH (pH > 12) (Cl-)	WGFU-Wide-mouthed Glass jar Unpreserved	AG1U-1 liter Amber Unpreserved (N/A) (Cl-)	AG1H-1 liter Amber HCl (pH < 2)	AG3U-250 mL Amber Unpreserved (N/A) (Cl-)	AG1S-1 liter Amber H2SO4 (pH < 2)	AG3S-250 mL Amber H2SO4 (pH < 2)	DG94-40 mL Amber NH4Cl (N/A)(Cl-)	DG9H-40 mL VOA HCl (N/A)	VG9T-40 mL VOA Na2S2O3 (N/A)	VG9U-40 mL VOA Unpreserved (N/A)	DG9V-40 mL VOA H3PO4 (N/A)	KP7U-50 mL Plastic Unpreserved (N/A)	V/GK (3 vials per kit)-VPH/Gas kit (N/A)	SP5T-125 mL Sterile Plastic (N/A – lab)	SP2T-250 mL Sterile Plastic (N/A – lab)		BP3R-250 mL Plastic (NH2)2SO4 (9.3-9.7)	AG0U-100 mL Amber Unpreserved (N/A) (Cl-)	VSGU-20 mL Scintillation vials (N/A)	DG9U-40 mL Amber Unpreserved vials (N/A)
CC																													
1		2	1				✓ 1	✓ 1																					
2		2	1				✓ 1	✓ 1																					
3		2	1				✓ 1	✓ 1																					
4		2	1				✓ 1	✓ 1																					
5		2	1				✓ 1	✓ 1																					
6		2	1				✓ 1	✓ 1																					
7		2	1				✓ 1	✓ 1																					
8		2	1				✓ 1	✓ 1																					
9		2	1				✓ 1	✓ 1																					
10		2	1				✓ 1	✓ 1																					
11		2	1				✓ 1	✓ 1																					
12		2	1				✓ 1	✓ 1																					

pH Adjustment Log for Preserved Samples

Sample ID	Type of Preservative	pH upon receipt	Date preservation adjusted	Time preservation adjusted	Amount of Preservative added	Lot #

Note: Whenever there is a discrepancy affecting North Carolina compliance samples, a copy of this form will be sent to the North Carolina DENR Certification Office (i.e. Out of hold, incorrect preservative, out of temp, incorrect containers.

FIELD SAMPLING REPORTS

Low-Flow Test Report:

Test Date / Time: 11/5/2024 10:07:38 AM
Project: Plant Hammond
Operator Name: Tristan Halterman

Location Name: INW-03 **Well Diameter: 2 in** **Casing Type: PVC** **Screen Length: 10 ft** **Top of Screen: 17.4 ft** **Total Depth: 27.4 ft** **Initial Depth to Water: 13.72 ft**	**Pump Type: Peristaltic** **Tubing Type: Polyethylene** **Pump Intake From TOC: 22.4 ft** **Estimated Total Volume Pumped: 4 liter** **Flow Cell Volume: 90 ml** **Final Flow Rate: 200 ml/min** **Final Draw Down: 0.03 ft**	**Instrument Used: Aqua TROLL 400** **Serial Number: 980712**

Test Notes:
Parameters.

Weather Conditions:
Cloudy, 80 degrees F.

Low-Flow Readings:

Date Time	Elapsed Time	pH	Temperature	Specific Conductivity	RDO Concentration	Turbidity	ORP	Depth to Water	Flow
		+/- 0.1	+/- 0.5	+/- 5 %	+/- 0.2	+/- 5	+/- 10	+/- 0.3	
11/5/2024 10:07 AM	00:00	6.37 pH	20.39 °C	712.31 µS/cm	0.23 mg/L	5.08 NTU	-28.6 mV	13.75 ft	200.00 ml/min
11/5/2024 10:12 AM	05:00	6.35 pH	20.19 °C	719.11 µS/cm	0.17 mg/L	4.77 NTU	-35.3 mV	13.75 ft	200.00 ml/min
11/5/2024 10:17 AM	10:00	6.37 pH	20.17 °C	725.54 µS/cm	0.14 mg/L	3.15 NTU	-41.7 mV	13.75 ft	200.00 ml/min
11/5/2024 10:22 AM	15:00	6.39 pH	20.07 °C	730.96 µS/cm	0.12 mg/L	2.90 NTU	-41.8 mV	13.75 ft	200.00 ml/min

Samples

Sample ID:	Description:

Low-Flow Test Report:

Test Date / Time: 11/4/2024 3:27:08 PM
Project: Plant Hammond
Operator Name: Zain Webb

Location Name: INW-04 **Well Diameter: 2 in** **Casing Type: PVC** **Screen Length: 10 ft** **Top of Screen: 35.3 ft** **Total Depth: 45.3 ft** **Initial Depth to Water: 26.65 ft**	**Pump Type: Bladder** **Tubing Type: Polyethylene** **Pump Intake From TOC: 40.3 ft** **Estimated Total Volume Pumped: 1.5 liter** **Flow Cell Volume: 90 ml** **Final Flow Rate: 150 ml/min** **Final Draw Down: 0.08 ft**	**Instrument Used: Aqua TROLL 400** **Serial Number: 989630**

Test Notes:
Parameters.

Weather Conditions:
Cloudy, 70 degrees F.

Low-Flow Readings:

Date Time	Elapsed Time	pH	Temperature	Specific Conductivity	RDO Concentration	Turbidity	ORP	Depth to Water	Flow
		+/- 0.1	+/- 0.5	+/- 5 %	+/- 0.2	+/- 5	+/- 10	+/- 0.3	
11/4/2024 3:27 PM	00:00	6.10 pH	19.50 °C	566.44 µS/cm	0.51 mg/L	++++	41.2 mV	26.65 ft	150.00 ml/min
11/4/2024 3:32 PM	05:00	6.29 pH	19.36 °C	623.26 µS/cm	0.43 mg/L	++++	6.9 mV	26.73 ft	150.00 ml/min
11/4/2024 3:37 PM	10:00	6.34 pH	19.37 °C	636.38 µS/cm	0.25 mg/L	++++	-3.9 mV	26.73 ft	150.00 ml/min

Samples

Sample ID:	Description:

Created using VuSitu from In-Situ, Inc.

Low-Flow Test Report:

Test Date / Time: 11/4/2024 3:01:45 PM
Project: Plant Hammond
Operator Name: Tristan Halterman

Location Name: INW-05 **Well Diameter: 2 in** **Casing Type: PVC** **Screen Length: 10 ft** **Top of Screen: 35.3 ft** **Total Depth: 45.3 ft** **Initial Depth to Water: 26.25 ft**	**Pump Type: Bladder** **Tubing Type: Polyethylene** **Pump Intake From TOC: 40.3 ft** **Estimated Total Volume Pumped: 4 liter** **Flow Cell Volume: 90 ml** **Final Flow Rate: 200 ml/min** **Final Draw Down: 0 ft**	**Instrument Used: Aqua TROLL 400** **Serial Number: 980712**

Test Notes:
Parameters.

Weather Conditions:
Cloudy, 70 degrees F.

Low-Flow Readings:

Date Time	Elapsed Time	pH	Temperature	Specific Conductivity	RDO Concentration	Turbidity	ORP	Depth to Water	Flow
		+/- 0.1	+/- 0.5	+/- 5 %	+/- 0.2	+/- 5	+/- 10	+/- 0.3	
11/4/2024 3:01 PM	00:00	6.75 pH	21.27 °C	735.02 µS/cm	1.04 mg/L	++++	-81.2 mV	26.25 ft	200.00 ml/min
11/4/2024 3:06 PM	05:00	6.76 pH	20.20 °C	746.52 µS/cm	0.67 mg/L	++++	-84.2 mV	26.25 ft	200.00 ml/min
11/4/2024 3:11 PM	10:00	6.76 pH	20.07 °C	750.26 µS/cm	0.81 mg/L	++++	-89.9 mV	26.25 ft	200.00 ml/min
11/4/2024 3:16 PM	15:00	6.77 pH	19.97 °C	753.63 µS/cm	0.77 mg/L	103.30 NTU	-92.1 mV	26.25 ft	200.00 ml/min

Samples

Sample ID:	Description:

Low-Flow Test Report:

Test Date / Time: 11/4/2024 11:59:32 AM
Project: Plant Hammond
Operator Name: Tristan Halterman

Location Name: PT-07 **Well Diameter: 2 in** **Casing Type: PVC** **Screen Length: 10 ft** **Top of Screen: 37.75 ft** **Total Depth: 47.75 ft** **Initial Depth to Water: 27.09 ft**	**Pump Type: Bladder** **Tubing Type: Polyethylene** **Pump Intake From TOC: 42.75 ft** **Estimated Total Volume Pumped: 8 liter** **Flow Cell Volume: 90 ml** **Final Flow Rate: 200 ml/min** **Final Draw Down: 0 ft**	**Instrument Used: Aqua TROLL 400** **Serial Number: 980712**

Test Notes:
Five Bottles: Appendix III and IV + Major Ions.

Weather Conditions:
Cloudy, 60 degrees F.

Low-Flow Readings:

Date Time	Elapsed Time	pH	Temperature	Specific Conductivity	RDO Concentration	Turbidity	ORP	Depth to Water	Flow
		+/- 0.1	+/- 0.5	+/- 5 %	+/- 0.2	+/- 5	+/- 10	+/- 0.3	
11/4/2024 11:59 AM	00:00	6.74 pH	20.92 °C	752.94 µS/cm	1.45 mg/L	3.14 NTU	-76.9 mV	27.08 ft	200.00 ml/min
11/4/2024 12:04 PM	05:00	6.75 pH	20.13 °C	763.05 µS/cm	1.39 mg/L	2.25 NTU	-78.8 mV	27.09 ft	200.00 ml/min
11/4/2024 12:09 PM	10:00	6.76 pH	20.06 °C	761.88 µS/cm	1.53 mg/L	1.28 NTU	-83.8 mV	27.09 ft	200.00 ml/min
11/4/2024 12:14 PM	15:00	6.76 pH	20.06 °C	761.10 µS/cm	1.44 mg/L	0.98 NTU	-83.0 mV	27.09 ft	200.00 ml/min
11/4/2024 12:19 PM	20:00	6.76 pH	20.05 °C	759.72 µS/cm	1.45 mg/L	0.74 NTU	-81.7 mV	27.09 ft	200.00 ml/min
11/4/2024 12:24 PM	25:00	6.76 pH	20.02 °C	757.48 µS/cm	1.46 mg/L	0.48 NTU	-74.7 mV	27.09 ft	200.00 ml/min
11/4/2024 12:29 PM	30:00	6.76 pH	19.98 °C	756.66 µS/cm	1.46 mg/L	0.44 NTU	-79.3 mV	27.09 ft	200.00 ml/min

Samples

Sample ID:	Description:
HAM-PT-07	Grab.

Created using VuSitu from In-Situ, Inc.

Low-Flow Test Report:

Test Date / Time: 11/4/2024 10:24:38 AM
Project: Plant Hammond
Operator Name: Zain Webb

Location Name: PT-08 **Well Diameter: 2 in** **Casing Type: PVC** **Screen Length: 10 ft** **Top of Screen: 31.93 ft** **Total Depth: 41.93 ft** **Initial Depth to Water: 26.82 ft**	**Pump Type: Bladder** **Tubing Type: Polyethylene** **Pump Intake From TOC: 36.93 ft** **Estimated Total Volume Pumped: 16.5 liter** **Flow Cell Volume: 90 ml** **Final Flow Rate: 150 ml/min** **Final Draw Down: 0.04 ft**	**Instrument Used: Aqua TROLL 400** **Serial Number: 989630**

Test Notes:
Five Bottles: Appendix III and IV + Major Ions.

Weather Conditions:
Cloudy, 70 degrees F.

Low-Flow Readings:

Date Time	Elapsed Time	pH	Temperature	Specific Conductivity	RDO Concentration	Turbidity	ORP	Depth to Water	Flow
		+/- 0.1	+/- 0.5	+/- 5 %	+/- 0.2	+/- 5	+/- 10	+/- 0.3	
11/4/2024 10:24 AM	00:00	6.30 pH	19.55 °C	594.75 µS/cm	0.71 mg/L	++++	123.4 mV	26.82 ft	150.00 ml/min
11/4/2024 10:29 AM	05:00	6.28 pH	19.44 °C	596.68 µS/cm	0.48 mg/L	++++	104.4 mV	26.84 ft	150.00 ml/min
11/4/2024 10:34 AM	10:00	6.30 pH	19.43 °C	609.37 µS/cm	0.35 mg/L	++++	90.8 mV	26.84 ft	150.00 ml/min
11/4/2024 10:39 AM	15:00	6.29 pH	19.45 °C	612.52 µS/cm	0.27 mg/L	++++	97.3 mV	26.85 ft	150.00 ml/min
11/4/2024 10:44 AM	20:00	6.30 pH	19.45 °C	615.04 µS/cm	0.35 mg/L	98.50 NTU	92.3 mV	26.85 ft	150.00 ml/min
11/4/2024 10:49 AM	25:00	6.29 pH	19.47 °C	615.76 µS/cm	0.46 mg/L	67.80 NTU	73.0 mV	26.85 ft	150.00 ml/min
11/4/2024 10:54 AM	30:00	6.30 pH	19.48 °C	616.43 µS/cm	0.30 mg/L	45.20 NTU	68.8 mV	26.86 ft	150.00 ml/min
11/4/2024 10:59 AM	35:00	6.30 pH	19.45 °C	618.45 µS/cm	0.26 mg/L	39.40 NTU	65.9 mV	26.86 ft	150.00 ml/min
11/4/2024 11:04 AM	40:00	6.31 pH	19.41 °C	619.37 µS/cm	0.23 mg/L	33.80 NTU	79.7 mV	26.86 ft	150.00 ml/min
11/4/2024 11:09 AM	45:00	6.31 pH	19.41 °C	621.36 µS/cm	0.25 mg/L	24.70 NTU	78.3 mV	26.86 ft	150.00 ml/min
11/4/2024 11:14 AM	50:00	6.32 pH	19.41 °C	621.63 µS/cm	0.24 mg/L	22.00 NTU	60.7 mV	26.86 ft	150.00 ml/min
11/4/2024 11:19 AM	55:00	6.31 pH	19.41 °C	618.71 µS/cm	0.26 mg/L	19.30 NTU	59.7 mV	26.86 ft	150.00 ml/min
11/4/2024 11:24 AM	01:00:00	6.31 pH	19.41 °C	622.24 µS/cm	0.23 mg/L	17.80 NTU	58.6 mV	26.86 ft	150.00 ml/min

11/4/2024 11:29 AM	01:05:00	6.32 pH	19.35 °C	619.19 µS/cm	0.35 mg/L	16.70 NTU	57.0 mV	26.86 ft	150.00 ml/min
11/4/2024 11:34 AM	01:10:00	6.33 pH	19.33 °C	626.17 µS/cm	0.14 mg/L	15.10 NTU	71.1 mV	26.86 ft	150.00 ml/min
11/4/2024 11:39 AM	01:15:00	6.34 pH	19.33 °C	627.61 µS/cm	0.19 mg/L	13.50 NTU	69.4 mV	26.86 ft	150.00 ml/min
11/4/2024 11:44 AM	01:20:00	6.34 pH	19.35 °C	630.84 µS/cm	0.15 mg/L	10.60 NTU	66.9 mV	26.86 ft	150.00 ml/min
11/4/2024 11:49 AM	01:25:00	6.36 pH	19.37 °C	632.97 µS/cm	0.19 mg/L	8.99 NTU	49.6 mV	26.86 ft	150.00 ml/min
11/4/2024 11:54 AM	01:30:00	6.37 pH	19.34 °C	637.17 µS/cm	0.19 mg/L	7.80 NTU	59.5 mV	26.86 ft	150.00 ml/min
11/4/2024 11:59 AM	01:35:00	6.38 pH	19.34 °C	638.66 µS/cm	0.20 mg/L	6.92 NTU	56.5 mV	26.86 ft	150.00 ml/min
11/4/2024 12:04 PM	01:40:00	6.38 pH	19.36 °C	640.96 µS/cm	0.17 mg/L	6.26 NTU	53.8 mV	26.86 ft	150.00 ml/min
11/4/2024 12:09 PM	01:45:00	6.39 pH	19.37 °C	643.29 µS/cm	0.15 mg/L	4.98 NTU	39.5 mV	26.86 ft	150.00 ml/min

Samples

Sample ID:	Description:
HAM-PT-08	Grab.
HAM-AP1-FD-01	Grab.

Low-Flow Test Report:

Test Date / Time: 11/5/2024 11:19:35 AM
Project: Plant Hammond
Operator Name: Tristan Halterman

Location Name: PT-09 **Well Diameter: 2 in** **Casing Type: PVC** **Screen Length: 10 ft** **Top of Screen: 20.47 ft** **Total Depth: 30.47 ft** **Initial Depth to Water: 17.20 ft**	**Pump Type: Peristaltic** **Tubing Type: Polyethylene** **Pump Intake From TOC: 25.47 ft** **Estimated Total Volume Pumped: 8 liter** **Flow Cell Volume: 90 ml** **Final Flow Rate: 200 ml/min** **Final Draw Down: 0 ft**	**Instrument Used: Aqua TROLL 400** **Serial Number: 980712**

Test Notes:
Five Bottles: Appendix III and IV + Major Ions.

Weather Conditions:
Cloudy, 70 degrees F.

Low-Flow Readings:

Date Time	Elapsed Time	pH	Temperature	Specific Conductivity	RDO Concentration	Turbidity	ORP	Depth to Water	Flow
		+/- 0.1	+/- 0.5	+/- 5 %	+/- 0.2	+/- 5	+/- 10	+/- 0.3	
11/5/2024 11:19 AM	00:00	6.90 pH	21.14 °C	754.52 µS/cm	0.73 mg/L	3.06 NTU	74.1 mV	17.30 ft	200.00 ml/min
11/5/2024 11:24 AM	05:00	6.79 pH	20.39 °C	761.25 µS/cm	0.27 mg/L	3.29 NTU	62.5 mV	17.30 ft	200.00 ml/min
11/5/2024 11:29 AM	10:00	6.80 pH	20.30 °C	758.32 µS/cm	0.21 mg/L	3.20 NTU	78.6 mV	17.30 ft	200.00 ml/min
11/5/2024 11:34 AM	15:00	6.80 pH	20.21 °C	759.98 µS/cm	0.18 mg/L	3.19 NTU	57.4 mV	17.30 ft	200.00 ml/min
11/5/2024 11:39 AM	20:00	6.79 pH	20.20 °C	754.43 µS/cm	0.17 mg/L	3.72 NTU	75.8 mV	17.30 ft	200.00 ml/min
11/5/2024 11:44 AM	25:00	6.78 pH	20.14 °C	758.31 µS/cm	0.15 mg/L	4.03 NTU	56.1 mV	17.20 ft	200.00 ml/min
11/5/2024 11:49 AM	30:00	6.79 pH	20.16 °C	756.70 µS/cm	0.15 mg/L	3.78 NTU	74.2 mV	17.20 ft	200.00 ml/min

Samples

Sample ID:	Description:
HAM-PT-09	Grab.

Low-Flow Test Report:

Test Date / Time: 11/5/2024 8:54:41 AM
Project: Plant Hammond
Operator Name: Zain Webb

Location Name: PT-10 **Well Diameter: 2 in** **Casing Type: PVC** **Screen Length: 10 ft** **Top of Screen: 20.45 ft** **Total Depth: 30.45 ft** **Initial Depth to Water: 17.13 ft**	**Pump Type: Peristaltic** **Tubing Type: Polyethylene** **Pump Intake From TOC: 25.45 ft** **Estimated Total Volume Pumped: 7 liter** **Flow Cell Volume: 90 ml** **Final Flow Rate: 200 ml/min** **Final Draw Down: 0.03 ft**	**Instrument Used: Aqua TROLL 400** **Serial Number: 989630**

Test Notes:
Five Bottles: Appendix III and IV + Major Ions.

Weather Conditions:
Cloudy, 80 degrees F.

Low-Flow Readings:

Date Time	Elapsed Time	pH	Temperature	Specific Conductivity	RDO Concentration	Turbidity	ORP	Depth to Water	Flow
		+/- 0.1	+/- 0.5	+/- 5 %	+/- 0.2	+/- 5	+/- 10	+/- 0.3	
11/5/2024 8:54 AM	00:00	6.85 pH	19.68 °C	675.75 µS/cm	0.26 mg/L	4.77 NTU	183.1 mV	17.13 ft	200.00 ml/min
11/5/2024 8:59 AM	05:00	6.87 pH	19.54 °C	677.59 µS/cm	0.17 mg/L	4.38 NTU	189.9 mV	17.15 ft	200.00 ml/min
11/5/2024 9:04 AM	10:00	6.88 pH	19.54 °C	677.84 µS/cm	0.14 mg/L	3.53 NTU	183.0 mV	17.15 ft	200.00 ml/min
11/5/2024 9:09 AM	15:00	6.89 pH	19.54 °C	679.17 µS/cm	0.11 mg/L	3.39 NTU	153.0 mV	17.16 ft	200.00 ml/min
11/5/2024 9:14 AM	20:00	6.89 pH	19.50 °C	679.78 µS/cm	0.10 mg/L	2.64 NTU	142.6 mV	17.16 ft	200.00 ml/min
11/5/2024 9:19 AM	25:00	6.90 pH	19.50 °C	678.73 µS/cm	0.09 mg/L	2.04 NTU	133.8 mV	17.16 ft	200.00 ml/min
11/5/2024 9:24 AM	30:00	6.90 pH	19.54 °C	677.87 µS/cm	0.09 mg/L	1.92 NTU	126.1 mV	17.16 ft	200.00 ml/min

Samples

Sample ID:	Description:
HAM-PT-10	Grab.

Low-Flow Test Report:

Test Date / Time: 11/5/2024 8:50:42 AM
Project: Plant Hammond
Operator Name: Tristan Halterman

Location Name: PT-11 **Well Diameter: 2 in** **Casing Type: PVC** **Screen Length: 10 ft** **Top of Screen: 16.9 ft** **Total Depth: 26.9 ft** **Initial Depth to Water: 13.64 ft**	**Pump Type: Peristaltic** **Tubing Type: Polyethylene** **Pump Intake From TOC: 21.9 ft** **Estimated Total Volume Pumped: 8 liter** **Flow Cell Volume: 90 ml** **Final Flow Rate: 200 ml/min** **Final Draw Down: 0 ft**	**Instrument Used: Aqua TROLL 400** **Serial Number: 980712**

Test Notes:
Five Bottles: Appendix III and IV + Major Ions.

Weather Conditions:
Cloudy, 65 degrees F.

Low-Flow Readings:

Date Time	Elapsed Time	pH	Temperature	Specific Conductivity	RDO Concentration	Turbidity	ORP	Depth to Water	Flow
		+/- 0.1	+/- 0.5	+/- 5 %	+/- 0.2	+/- 5	+/- 10	+/- 0.3	
11/5/2024 8:50 AM	00:00	6.85 pH	19.76 °C	752.24 µS/cm	0.43 mg/L	6.81 NTU	92.8 mV	13.64 ft	200.00 ml/min
11/5/2024 8:55 AM	05:00	6.83 pH	19.77 °C	741.50 µS/cm	0.22 mg/L	3.22 NTU	95.7 mV	13.64 ft	200.00 ml/min
11/5/2024 9:00 AM	10:00	6.82 pH	19.81 °C	741.37 µS/cm	0.18 mg/L	2.13 NTU	66.1 mV	13.64 ft	200.00 ml/min
11/5/2024 9:05 AM	15:00	6.80 pH	19.80 °C	736.71 µS/cm	0.17 mg/L	2.84 NTU	84.7 mV	13.64 ft	200.00 ml/min
11/5/2024 9:10 AM	20:00	6.80 pH	19.79 °C	736.79 µS/cm	0.16 mg/L	2.12 NTU	61.9 mV	13.64 ft	200.00 ml/min
11/5/2024 9:15 AM	25:00	6.80 pH	19.81 °C	734.49 µS/cm	0.15 mg/L	2.13 NTU	80.9 mV	13.64 ft	200.00 ml/min
11/5/2024 9:20 AM	30:00	6.80 pH	19.82 °C	735.89 µS/cm	0.14 mg/L	1.79 NTU	59.9 mV	13.64 ft	200.00 ml/min

Samples

Sample ID:	Description:
HAM-PT-11	Grab.

Low-Flow Test Report:

Test Date / Time: 11/5/2024 11:04:40 AM
Project: Plant Hammond
Operator Name: Zain Webb

Location Name: PT-12 **Well Diameter: 2 in** **Casing Type: PVC** **Screen Length: 10 ft** **Top of Screen: 17.3 ft** **Total Depth: 27.3 ft** **Initial Depth to Water: 13.52 ft**	**Pump Type: Peristaltic** **Tubing Type: Polyethylene** **Pump Intake From TOC: 22.3 ft** **Estimated Total Volume Pumped: 8 liter** **Flow Cell Volume: 90 ml** **Final Flow Rate: 200 ml/min** **Final Draw Down: 0.04 ft**	**Instrument Used: Aqua TROLL 400** **Serial Number: 989630**

Test Notes:
Five Bottles: Appendix III and IV + Major Ions.

Weather Conditions:
Cloudy, 80 degrees F.

Low-Flow Readings:

Date Time	Elapsed Time	pH	Temperature	Specific Conductivity	RDO Concentration	Turbidity	ORP	Depth to Water	Flow
		+/- 0.1	+/- 0.5	+/- 5 %	+/- 0.2	+/- 5	+/- 10	+/- 0.3	
11/5/2024 11:04 AM	00:00	6.81 pH	20.46 °C	776.88 µS/cm	0.20 mg/L	4.77 NTU	114.2 mV	13.52 ft	200.00 ml/min
11/5/2024 11:09 AM	05:00	6.78 pH	20.45 °C	743.67 µS/cm	0.15 mg/L	6.26 NTU	129.2 mV	13.55 ft	200.00 ml/min
11/5/2024 11:14 AM	10:00	6.76 pH	20.39 °C	740.39 µS/cm	0.13 mg/L	6.73 NTU	100.9 mV	13.55 ft	200.00 ml/min
11/5/2024 11:19 AM	15:00	6.73 pH	20.30 °C	734.20 µS/cm	0.11 mg/L	5.82 NTU	96.7 mV	13.56 ft	200.00 ml/min
11/5/2024 11:24 AM	20:00	6.68 pH	20.25 °C	731.23 µS/cm	0.10 mg/L	6.14 NTU	122.9 mV	13.56 ft	200.00 ml/min
11/5/2024 11:29 AM	25:00	6.64 pH	20.23 °C	728.18 µS/cm	0.10 mg/L	5.77 NTU	97.7 mV	13.56 ft	200.00 ml/min
11/5/2024 11:34 AM	30:00	6.63 pH	20.21 °C	723.90 µS/cm	0.09 mg/L	5.18 NTU	94.9 mV	13.56 ft	200.00 ml/min
11/5/2024 11:39 AM	35:00	6.61 pH	20.15 °C	717.50 µS/cm	0.08 mg/L	3.23 NTU	94.3 mV	13.56 ft	200.00 ml/min

Samples

Sample ID:	Description:
HAM-PT-12	Grab.

Low-Flow Test Report:

Test Date / Time: 11/4/2024 9:45:32 AM
Project: Plant Hammond
Operator Name: Tristan Halterman

Location Name: PT-13 **Well Diameter: 2 in** **Casing Type: PVC** **Screen Length: 10 ft** **Top of Screen: 35.3 ft** **Total Depth: 45.3 ft** **Initial Depth to Water: 26.52 ft**	**Pump Type: Bladder** **Tubing Type: Polyethylene** **Pump Intake From TOC: 40.3 ft** **Estimated Total Volume Pumped: 17 liter** **Flow Cell Volume: 90 ml** **Final Flow Rate: 200 ml/min** **Final Draw Down: 0.06 ft**	**Instrument Used: Aqua TROLL 400** **Serial Number: 980712**

Test Notes:
Five Bottles: Appendix III and IV + Major Ions.

Weather Conditions:
Cloudy, 60 degrees F.

Low-Flow Readings:

Date Time	Elapsed Time	pH	Temperature	Specific Conductivity	RDO Concentration	Turbidity	ORP	Depth to Water	Flow
		+/- 0.1	+/- 0.5	+/- 5 %	+/- 0.2	+/- 5	+/- 10	+/- 0.3	
11/4/2024 9:45 AM	00:00	6.64 pH	19.79 °C	727.16 µS/cm	2.02 mg/L	++++	-46.1 mV	26.59 ft	200.00 ml/min
11/4/2024 9:50 AM	05:00	6.65 pH	19.84 °C	725.57 µS/cm	2.59 mg/L	88.80 NTU	-43.4 mV	26.59 ft	200.00 ml/min
11/4/2024 9:55 AM	10:00	6.66 pH	19.76 °C	726.54 µS/cm	2.85 mg/L	56.60 NTU	-55.1 mV	26.59 ft	200.00 ml/min
11/4/2024 10:00 AM	15:00	6.66 pH	19.76 °C	739.19 µS/cm	3.08 mg/L	39.80 NTU	-55.9 mV	26.59 ft	200.00 ml/min
11/4/2024 10:05 AM	20:00	6.67 pH	19.79 °C	738.28 µS/cm	3.25 mg/L	31.20 NTU	-45.5 mV	26.59 ft	200.00 ml/min
11/4/2024 10:10 AM	25:00	6.68 pH	19.78 °C	738.09 µS/cm	3.29 mg/L	25.40 NTU	-56.6 mV	26.59 ft	200.00 ml/min
11/4/2024 10:15 AM	30:00	6.68 pH	19.80 °C	736.41 µS/cm	3.28 mg/L	19.60 NTU	-46.6 mV	26.59 ft	200.00 ml/min
11/4/2024 10:20 AM	35:00	6.68 pH	19.69 °C	762.30 µS/cm	7.92 mg/L	18.80 NTU	-57.4 mV	26.58 ft	200.00 ml/min
11/4/2024 10:25 AM	40:00	6.69 pH	19.76 °C	754.05 µS/cm	6.73 mg/L	15.80 NTU	-49.0 mV	26.58 ft	200.00 ml/min
11/4/2024 10:30 AM	45:00	6.69 pH	19.77 °C	755.05 µS/cm	6.48 mg/L	11.20 NTU	-49.8 mV	26.58 ft	200.00 ml/min
11/4/2024 10:35 AM	50:00	6.69 pH	19.85 °C	760.04 µS/cm	5.99 mg/L	8.16 NTU	-50.9 mV	26.58 ft	200.00 ml/min
11/4/2024 10:40 AM	55:00	6.69 pH	19.85 °C	758.31 µS/cm	6.88 mg/L	6.56 NTU	-60.2 mV	26.58 ft	200.00 ml/min
11/4/2024 10:45 AM	01:00:00	6.70 pH	19.85 °C	761.70 µS/cm	3.62 mg/L	6.29 NTU	-52.3 mV	26.58 ft	200.00 ml/min

11/4/2024 10:50 AM	01:05:00	6.69 pH	19.82 °C	761.12 µS/cm	3.41 mg/L	6.09 NTU	-52.8 mV	26.58 ft	200.00 ml/min
11/4/2024 10:55 AM	01:10:00	6.70 pH	19.77 °C	761.38 µS/cm	3.41 mg/L	5.34 NTU	-53.4 mV	26.58 ft	200.00 ml/min
11/4/2024 11:00 AM	01:15:00	6.70 pH	19.85 °C	759.92 µS/cm	3.41 mg/L	4.66 NTU	-54.1 mV	26.58 ft	200.00 ml/min

Samples

Sample ID:	Description:
HAM-PT-13	Grab

Low-Flow Test Report:

Test Date / Time: 11/4/2024 1:35:28 PM
Project: Plant Hammond
Operator Name: Zain Webb

Location Name: PT-14 **Well Diameter: 2 in** **Casing Type: PVC** **Screen Length: 10 ft** **Top of Screen: 35.3 ft** **Total Depth: 45.3 ft** **Initial Depth to Water: 26.51 ft**	**Pump Type: Bladder** **Tubing Type: Polyethylene** **Pump Intake From TOC: 40.3 ft** **Estimated Total Volume Pumped: 11.25 liter** **Flow Cell Volume: 90 ml** **Final Flow Rate: 150 ml/min** **Final Draw Down: 0.03 ft**	**Instrument Used: Aqua TROLL 400** **Serial Number: 989630**

Test Notes:
Five Bottles: Appendix III and IV + Major Ions.

Weather Conditions:
Cloudy, 70 degrees F.

Low-Flow Readings:

Date Time	Elapsed Time	pH	Temperature	Specific Conductivity	RDO Concentration	Turbidity	ORP	Depth to Water	Flow
		+/- 0.1	+/- 0.5	+/- 5 %	+/- 0.2	+/- 5	+/- 10	+/- 0.3	
11/4/2024 1:35 PM	00:00	6.71 pH	21.32 °C	758.16 µS/cm	3.01 mg/L	18.60 NTU	-93.1 mV	26.51 ft	150.00 ml/min
11/4/2024 1:40 PM	05:00	6.87 pH	19.59 °C	770.56 µS/cm	1.09 mg/L	14.10 NTU	-109.6 mV	26.54 ft	150.00 ml/min
11/4/2024 1:45 PM	10:00	6.88 pH	19.43 °C	771.51 µS/cm	0.72 mg/L	9.09 NTU	-109.9 mV	26.54 ft	150.00 ml/min
11/4/2024 1:50 PM	15:00	6.89 pH	19.38 °C	770.96 µS/cm	0.75 mg/L	7.58 NTU	-109.7 mV	26.54 ft	150.00 ml/min
11/4/2024 1:55 PM	20:00	6.88 pH	19.35 °C	770.74 µS/cm	0.89 mg/L	5.85 NTU	-94.4 mV	26.54 ft	150.00 ml/min
11/4/2024 2:00 PM	25:00	6.89 pH	19.32 °C	782.68 µS/cm	0.58 mg/L	4.99 NTU	-108.8 mV	26.54 ft	150.00 ml/min
11/4/2024 2:05 PM	30:00	6.89 pH	19.30 °C	770.33 µS/cm	0.47 mg/L	3.72 NTU	-109.3 mV	26.54 ft	150.00 ml/min
11/4/2024 2:10 PM	35:00	6.89 pH	19.28 °C	770.65 µS/cm	0.36 mg/L	3.46 NTU	-110.9 mV	26.54 ft	150.00 ml/min
11/4/2024 2:15 PM	40:00	6.89 pH	19.23 °C	770.52 µS/cm	0.39 mg/L	2.85 NTU	-110.3 mV	26.54 ft	150.00 ml/min
11/4/2024 2:20 PM	45:00	6.89 pH	19.23 °C	770.47 µS/cm	0.43 mg/L	2.67 NTU	-96.4 mV	26.54 ft	150.00 ml/min
11/4/2024 2:25 PM	50:00	6.90 pH	19.21 °C	770.55 µS/cm	0.21 mg/L	2.28 NTU	-113.5 mV	26.54 ft	150.00 ml/min
11/4/2024 2:30 PM	55:00	6.90 pH	19.18 °C	770.34 µS/cm	0.22 mg/L	1.57 NTU	-113.8 mV	26.54 ft	150.00 ml/min
11/4/2024 2:35 PM	01:00:00	6.90 pH	19.18 °C	770.71 µS/cm	0.40 mg/L	1.79 NTU	-111.8 mV	26.54 ft	150.00 ml/min

11/4/2024 2:40 PM	01:05:00	6.90 pH	19.19 °C	770.46 µS/cm	0.34 mg/L	1.42 NTU	-112.5 mV	26.54 ft	150.00 ml/min
11/4/2024 2:45 PM	01:10:00	6.90 pH	19.23 °C	769.88 µS/cm	0.33 mg/L	1.12 NTU	-100.0 mV	26.54 ft	150.00 ml/min

Samples

Sample ID:	Description:
HAM-PT-14	Grab.

Low-Flow Test Report:

Test Date / Time: 11/4/2024 1:26:33 PM
Project: Plant Hammond
Operator Name: Tristan Halterman

Location Name: PT-15 **Well Diameter: 2 in** **Casing Type: PVC** **Screen Length: 10 ft** **Top of Screen: 35.3 ft** **Total Depth: 45.3 ft** **Initial Depth to Water: 26.43 ft**	**Pump Type: Bladder** **Tubing Type: Polyethylene** **Pump Intake From TOC: 40.3 ft** **Estimated Total Volume Pumped: 8 liter** **Flow Cell Volume: 90 ml** **Final Flow Rate: 200 ml/min** **Final Draw Down: 0.04 ft**	**Instrument Used: Aqua TROLL 400** **Serial Number: 980712**

Test Notes:
Five Bottles: Appendix III and IV + Major Ions.

Weather Conditions:
Cloudy, 70 degrees F.

Low-Flow Readings:

Date Time	Elapsed Time	pH	Temperature	Specific Conductivity	RDO Concentration	Turbidity	ORP	Depth to Water	Flow
		+/- 0.1	+/- 0.5	+/- 5 %	+/- 0.2	+/- 5	+/- 10	+/- 0.3	
11/4/2024 1:26 PM	00:00	6.77 pH	20.38 °C	719.48 µS/cm	0.52 mg/L	5.17 NTU	-29.3 mV	26.47 ft	200.00 ml/min
11/4/2024 1:31 PM	05:00	6.71 pH	19.85 °C	726.89 µS/cm	0.34 mg/L	2.97 NTU	-33.4 mV	26.47 ft	200.00 ml/min
11/4/2024 1:36 PM	10:00	6.70 pH	19.74 °C	727.71 µS/cm	0.27 mg/L	1.34 NTU	-32.5 mV	26.47 ft	200.00 ml/min
11/4/2024 1:41 PM	15:00	6.69 pH	19.72 °C	726.47 µS/cm	0.22 mg/L	0.78 NTU	-27.8 mV	26.47 ft	200.00 ml/min
11/4/2024 1:46 PM	20:00	6.70 pH	19.72 °C	726.01 µS/cm	0.21 mg/L	0.60 NTU	-31.9 mV	26.47 ft	200.00 ml/min
11/4/2024 1:51 PM	25:00	6.70 pH	19.69 °C	725.42 µS/cm	0.16 mg/L	0.50 NTU	-27.1 mV	26.47 ft	200.00 ml/min
11/4/2024 1:56 PM	30:00	6.70 pH	19.69 °C	724.15 µS/cm	0.16 mg/L	0.21 NTU	-26.7 mV	26.47 ft	200.00 ml/min

Samples

Sample ID:	Description:
HAM-PT-15	Grabs.

CALIBRATION REPORTS

Site Name: Hammond AP-1

Field Instrumentation Calibration Form

Date: 11/4/24

Calibrated By: TH

Field Conditions: Cloudy 60°F

Instrument	Manufactuer/ Model	Serial Number
Water Quality Meter	Aqua troll 400	980712
Turbidity Meter	Lamotte 2020T	SN F596-3019

Calibration Standard Information				
Parameter	Standard	Lot #	Date of Expiration	Brand
Specific Conductance (µS/cm)	4,490	24010943	05/25	↓
pH (SU)	4.00	"	"	
pH (SU)	7.00	24008587	06/25	AIR
pH (SU)	10.00	24004996	06/25	
D.O. (%)	N/A			
ORP (mV)	228.0	24011792	06/25	↓

Calibration					
Time Start 0850		Time Finish 0913			
Parameter	Standard	Calibration Value	Calibration Solution Temperature (°C)	Acceptance Criteria	Reference
Specific Conductance (µS/cm)	4,490	—	—	± 10% of standard	EPA 2023
pH (SU)	4.00	—	—	± 0.1	GWMP
pH (SU)	7.00	—	—	± 0.1	GWMP
pH (SU)	10.00	—	—	± 0.1	GWMP
D.O. (%)	N/A	100	17.71	± 10%	NA
ORP (mV)	228.0	+228	17.80	± 10	EPA 2023

	Standard	Calibration Value	Acceptance Criteria	Reference
Turbidity (NTU)	0	0	± 10% of standard	EPA 2023
	1	1.10		
	10	9.96		
	—	—		

Calibration Check					
Time Start —		Time Finish —			
Parameter	Standard	Calibration Value	Calibration Solution Temperature (°C)	Acceptance Criteria	Reference
Specific Conductance (µS/cm)	4,490	4490	18.54	± 10% of standard	EPA 2023
pH (SU)	4.00	4.00	18.45	± 0.1	GWMP
pH (SU)	7.00	7.00	17.91	± 0.1	GWMP
pH (SU)	10.00	10.00	17.82	± 0.1	GWMP

	Standard	Calibration Value	Acceptance Criteria	Reference
Turbidity (NTU)	—	—	± 10% of standard	EPA 2023
	—	—		
	—	—		
	—	—		

Notes:

Site Name: Plant Hammond

Field Instrumentation Calibration Form

Date: 11-4-24

Calibrated By: Zain Webb

Field Conditions: Cloudy, 70°F

Instrument	Manufactuer/ Model	Serial Number
Water Quality Meter	AquaTroll 400	989630
Turbidity Meter	LaMotte 2020+	4121-2623

Calibration Standard Information				
Parameter	Standard	Lot #	Date of Expiration	Brand
Specific Conductance (µS/cm)	4,490	24010943	05/2025	AIR
pH (SU)	4.00	24010943	05/2025	AIR
pH (SU)	7.00	24008587	06/2025	AIR
pH (SU)	10.00	24004996	06/2025	AIR
D.O. (%)	N/A	—	—	—
ORP (mV)	228.0	24011792	06/2025	AIR

Calibration					
Time Start 0927		Time Finish 0951			
Parameter	Standard	Calibration Value	Calibration Solution Temperature (°C)	Acceptance Criteria	Reference
Specific Conductance (µS/cm)	4,490	4490	18.92	± 10% of standard	EPA 2023
pH (SU)	4.00	4.00	18.98	± 0.1	GWMP
pH (SU)	7.00	7.00	19.01	± 0.1	GWMP
pH (SU)	10.00	10.00	18.96	± 0.1	GWMP
D.O. (%)	N/A	100%	19.50	± 10%	NA
ORP (mV)	228.0	228.0	18.94	± 10	EPA 2023

	Standard	Calibration Value	Acceptance Criteria	Reference
Turbidity (NTU)	0	0	± 10% of standard	EPA 2023
	1	1.00		
	10	10.00		
	—	—		

Calibration Check					
Time Start —		Time Finish —			
Parameter	Standard	Calibration Value	Calibration Solution Temperature (°C)	Acceptance Criteria	Reference
Specific Conductance (µS/cm)	4,490	—	—	± 10% of standard	EPA 2023
pH (SU)	4.00	—	—	± 0.1	GWMP
pH (SU)	7.00	—	—	± 0.1	GWMP
pH (SU)	10.00	—	—	± 0.1	GWMP

	Standard	Calibration Value	Acceptance Criteria	Reference
Turbidity (NTU)	—	—	± 10% of standard	EPA 2023
	—	—		
	—	—		
	—	—		

Notes:

Site Name: Hammond

Calibrated By: TH

Field Instrumentation Calibration Form

Date: 11/5/24

Field Conditions: 63°F, cloudy

Instrument	Manufactuer/ Model	Serial Number
Water Quality Meter	AquaTroll 400	980712
Turbidity Meter	LaMotte 2020e	1596-3019

Calibration Standard Information				
Parameter	Standard	Lot #	Date of Expiration	Brand
Specific Conductance (µS/cm)	4,490	24010943	05/2025	ATP
pH (SU)	4.00	24010943	05/2025	
pH (SU)	7.00	24008587	06/2025	
pH (SU)	10.00	24004996	06/2025	
D.O. (%)	N/A	—	—	
ORP (mV)	228.0	24011792	06/2025	

Calibration					
Time Start 0735		Time Finish			
Parameter	Standard	Calibration Value	Calibration Solution Temperature (°C)	Acceptance Criteria	Reference
Specific Conductance (µS/cm)	4,490	4490	18.69	± 10% of standard	EPA 2023
pH (SU)	4.00	4.00	18.65	± 0.1	GWMP
pH (SU)	7.00	7.00	18.60	± 0.1	GWMP
pH (SU)	10.00	10.00	18.52	± 0.1	GWMP
D.O. (%)	N/A	100	18.60	± 10%	NA
ORP (mV)	228.0	228	18.52	± 10	EPA 2023

	Standard	Calibration Value	Acceptance Criteria	Reference
Turbidity (NTU)	0	0	± 10% of standard	EPA 2023
	1	1.00		
	10	10		
	—	—		

Calibration Check					
Time Start —		Time Finish —			
Parameter	Standard	Calibration Value	Calibration Solution Temperature (°C)	Acceptance Criteria	Reference
Specific Conductance (µS/cm)	4,490	—	—	± 10% of standard	EPA 2023
pH (SU)	4.00	—	—	± 0.1	GWMP
pH (SU)	7.00	—	—	± 0.1	GWMP
pH (SU)	10.00	—	—	± 0.1	GWMP

	Standard	Calibration Value	Acceptance Criteria	Reference
Turbidity (NTU)	—	—	± 10% of standard	EPA 2023
	—	—		
	—	—		
	—	—		

Notes:

Site Name: Plant Hammond

Field Instrumentation Calibration Form

Date: 11-5-24

Calibrated By: Zain W.

Field Conditions: Cloudy, 80°F

Instrument	Manufactuer/ Model	Serial Number
Water Quality Meter	AquaTroll 400	989630
Turbidity Meter	LaMotte 2020t	4121-2623

Calibration Standard Information				
Parameter	Standard	Lot #	Date of Expiration	Brand
Specific Conductance (µS/cm)	4,490	24010943	05/2025	AIR
pH (SU)	4.00	24010943	05/2025	AIR
pH (SU)	7.00	24008587	06/2025	AIR
pH (SU)	10.00	24004996	06/2025	AIR
D.O. (%)	N/A	—	—	—
ORP (mV)	228.0	24011792	06/2025	AIR

Calibration					
Time Start 0735		Time Finish 0759			
Parameter	Standard	Calibration Value	Calibration Solution Temperature (°C)	Acceptance Criteria	Reference
Specific Conductance (µS/cm)	4,490	4490	19.63	± 10% of standard	EPA 2023
pH (SU)	4.00	4.00	19.75	± 0.1	GWMP
pH (SU)	7.00	7.00	20.12	± 0.1	GWMP
pH (SU)	10.00	10.00	20.43	± 0.1	GWMP
D.O. (%)	N/A	100%	20.65	± 10%	NA
ORP (mV)	228.0	228.0	20.62	± 10	EPA 2023

	Standard	Calibration Value	Acceptance Criteria	Reference
Turbidity (NTU)	0	0	± 10% of standard	EPA 2023
	1	1		
	10	10		
	—	—		

Calibration Check					
Time Start —		Time Finish —			
Parameter	Standard	Calibration Value	Calibration Solution Temperature (°C)	Acceptance Criteria	Reference
Specific Conductance (µS/cm)	4,490	—	—	± 10% of standard	EPA 2023
pH (SU)	4.00	—	—	± 0.1	GWMP
pH (SU)	7.00	—	—	± 0.1	GWMP
pH (SU)	10.00	—	—	± 0.1	GWMP

	Standard	Calibration Value	Acceptance Criteria	Reference
Turbidity (NTU)	—	—	± 10% of standard	EPA 2023
	—	—		
	—	—		
	—	—		

Notes:

December 2024

LABORATORY ANALYTICAL RESULTS

Pace Analytical Services, LLC
9800 Kincey Ave. Suite 100
Huntersville, NC 28078
(704)875-9092

December 18, 2024

Kristen Jurinko
Southern Company
241 Ralph McGill Blvd NE
Bin 10160
Atlanta, GA 30308

RE: Project: Hammond AP-1
Pace Project No.: 92767477

Dear Kristen Jurinko:

Enclosed are the analytical results for sample(s) received by the laboratory on December 05, 2024. The results relate only to the samples included in this report. Results reported herein conform to the applicable TNI/NELAC Standards and the laboratory's Quality Manual, where applicable, unless otherwise noted in the body of the report.

The test results provided in this final report were generated by each of the following laboratories within the Pace Network:

- Pace Analytical Services - Asheville
- Pace Analytical Services - Peachtree Corners, GA

If you have any questions concerning this report, please feel free to contact me.

Sincerely,

Bonnie Vang

Bonnie Vang
bonnie.vang@pacelabs.com
704-977-0968
Project Manager

Enclosures

cc: Kip Gray, Geosyntec
Christine Hug, Geosyntec Consultants, Inc.
Thomas Kessler, Geosyntec Consultants
Whitney Law, Geosyntec Consultants
Laura Midkiff, Southern Company
Caroline Nelson, Geosyntec Consultants, Inc
Jamie Newsome, Geosyntec Consultants
Zain Webb, Geosyntec Consultants

This report shall not be reproduced, except in full,
without the written consent of Pace Analytical Services, LLC.

Pace Analytical Services, LLC
9800 Kincey Ave. Suite 100
Huntersville, NC 28078
(704)875-9092

CERTIFICATIONS

Project:	Hammond AP-1
Pace Project No.:	92767477

Pace Analytical Services Asheville

2225 Riverside Drive, Asheville, NC 28804
Florida/NELAP Certification #: E87648
North Carolina Drinking Water Certification #: 37712
North Carolina Wastewater Certification #: 40
South Carolina Laboratory ID: 99030
South Carolina Certification #: 99030001
Virginia/VELAP Certification #: 460222

Pace Analytical Services Peachtree Corners

110 Technology Pkwy, Peachtree Corners, GA 30092
Florida DOH Certification #: E87315
Georgia DW Inorganics Certification #: 812
North Carolina Certification #: 381
South Carolina Certification #: 98011001
Virginia Certification #: 460204

This report shall not be reproduced, except in full,
without the written consent of Pace Analytical Services, LLC.

Pace Analytical Services, LLC
9800 Kincey Ave. Suite 100
Huntersville, NC 28078
(704)875-9092

SAMPLE SUMMARY

Project: Hammond AP-1
Pace Project No.: 92767477

Lab ID	Sample ID	Matrix	Date Collected	Date Received
92767477001	**HAM-PT-07**	Water	12/02/24 15:01	12/05/24 11:35
92767477002	**HAM-PT-08**	Water	12/02/24 12:18	12/05/24 11:35
92767477003	**HAM-PT-09**	Water	12/03/24 13:20	12/05/24 11:35
92767477004	**HAM-PT-10**	Water	12/03/24 11:57	12/05/24 11:35
92767477005	**HAM-PT-11**	Water	12/03/24 14:37	12/05/24 11:35
92767477006	**HAM-PT-12**	Water	12/03/24 13:57	12/05/24 11:35
92767477007	**HAM-PT-13**	Water	12/02/24 13:17	12/05/24 11:35
92767477008	**HAM-PT-14**	Water	12/02/24 14:35	12/05/24 11:35
92767477009	**HAM-PT-15**	Water	12/02/24 16:25	12/05/24 11:35
92767477010	**HAM-AP1-EB-01**	Water	12/03/24 15:50	12/05/24 11:35
92767477011	**HAM-AP1-FB-01**	Water	12/03/24 15:45	12/05/24 11:35
92767477012	**HAM-AP1-FD-01**	Water	12/03/24 00:00	12/05/24 11:35

This report shall not be reproduced, except in full,
without the written consent of Pace Analytical Services, LLC.

Pace Analytical Services, LLC
9800 Kincey Ave. Suite 100
Huntersville, NC 28078
(704)875-9092

SAMPLE ANALYTE COUNT

Project: Hammond AP-1
Pace Project No.: 92767477

Lab ID	Sample ID	Method	Analysts	Analytes Reported
92767477001	**HAM-PT-07**	EPA 6010D	MJS2	6
		EPA 6020B	CW1, MT1	13
		EPA 7470A	VB	1
		SM 2540C-2015	DL1	1
		SM 2320B-2011	YEG	3
		SM 4500-S2D-2011	JP1	1
		EPA 300.0 Rev 2.1 1993	CDC	3
92767477002	**HAM-PT-08**	EPA 6010D	MJS2	6
		EPA 6020B	CW1, MT1	13
		EPA 7470A	VB	1
		SM 2540C-2015	DL1	1
		SM 2320B-2011	YEG	3
		SM 4500-S2D-2011	JP1	1
		EPA 300.0 Rev 2.1 1993	CDC	3
92767477003	**HAM-PT-09**	EPA 6010D	MJS2	6
		EPA 6020B	CW1, MT1	13
		EPA 7470A	VB	1
		SM 2540C-2015	DL1	1
		SM 2320B-2011	YEG	3
		SM 4500-S2D-2011	JP1	1
		EPA 300.0 Rev 2.1 1993	CDC	3
92767477004	**HAM-PT-10**	EPA 6010D	MJS2	6
		EPA 6020B	CW1, MT1	13
		EPA 7470A	VB	1
		SM 2540C-2015	DL1	1
		SM 2320B-2011	YEG	3
		SM 4500-S2D-2011	JP1	1
		EPA 300.0 Rev 2.1 1993	CDC	3
92767477005	**HAM-PT-11**	EPA 6010D	MJS2	6
		EPA 6020B	CW1, MT1	13
		EPA 7470A	VB	1
		SM 2540C-2015	DL1	1
		SM 2320B-2011	YEG	3
		SM 4500-S2D-2011	JP1	1
		EPA 300.0 Rev 2.1 1993	CDC	3
92767477006	**HAM-PT-12**	EPA 6010D	MJS2	6
		EPA 6020B	CW1, MT1	13

This report shall not be reproduced, except in full,
without the written consent of Pace Analytical Services, LLC.

Pace Analytical Services, LLC
9800 Kincey Ave. Suite 100
Huntersville, NC 28078
(704)875-9092

SAMPLE ANALYTE COUNT

Project: Hammond AP-1
Pace Project No.: 92767477

Lab ID	Sample ID	Method	Analysts	Analytes Reported
		EPA 7470A	VB	1
		SM 2540C-2015	DL1	1
		SM 2320B-2011	YEG	3
		SM 4500-S2D-2011	JP1	1
		EPA 300.0 Rev 2.1 1993	CDC	3
92767477007	**HAM-PT-13**	EPA 6010D	MJS2	6
		EPA 6020B	CW1, MT1	13
		EPA 7470A	VB	1
		SM 2540C-2015	DL1	1
		SM 2320B-2011	YEG	3
		SM 4500-S2D-2011	JP1	1
		EPA 300.0 Rev 2.1 1993	CDC	3
92767477008	**HAM-PT-14**	EPA 6010D	MJS2	6
		EPA 6020B	CW1, MT1	13
		EPA 7470A	VB	1
		SM 2540C-2015	DL1	1
		SM 2320B-2011	YEG	3
		SM 4500-S2D-2011	JP1	1
		EPA 300.0 Rev 2.1 1993	JCM	3
92767477009	**HAM-PT-15**	EPA 6010D	MJS2	6
		EPA 6020B	CW1, MT1	13
		EPA 7470A	VB	1
		SM 2540C-2015	DL1	1
		SM 2320B-2011	YEG	3
		SM 4500-S2D-2011	JP1	1
		EPA 300.0 Rev 2.1 1993	JCM	3
92767477010	**HAM-AP1-EB-01**	EPA 6010D	MJS2	6
		EPA 6020B	CW1, MT1	13
		EPA 7470A	VB	1
		SM 2540C-2015	DL1	1
		SM 2320B-2011	YEG	3
		SM 4500-S2D-2011	JP1	1
		EPA 300.0 Rev 2.1 1993	JCM	3
92767477011	**HAM-AP1-FB-01**	EPA 6010D	MJS2	6
		EPA 6020B	CW1	13
		EPA 7470A	VB	1
		SM 2540C-2015	DL1	1

This report shall not be reproduced, except in full,
without the written consent of Pace Analytical Services, LLC.

Pace Analytical Services, LLC
9800 Kincey Ave. Suite 100
Huntersville, NC 28078
(704)875-9092

SAMPLE ANALYTE COUNT

Project: Hammond AP-1
Pace Project No.: 92767477

Lab ID	Sample ID	Method	Analysts	Analytes Reported
		SM 2320B-2011	YEG	3
		SM 4500-S2D-2011	JP1	1
		EPA 300.0 Rev 2.1 1993	JCM	3
92767477012	**HAM-AP1-FD-01**	EPA 6010D	MJS2	6
		EPA 6020B	CW1, MT1	13
		EPA 7470A	VB	1
		SM 2540C-2015	DL1	1
		SM 2320B-2011	YEG	3
		SM 4500-S2D-2011	JP1	1
		EPA 300.0 Rev 2.1 1993	JCM	3

PASI-A = Pace Analytical Services - Asheville
PASI-GA = Pace Analytical Services - Peachtree Corners, GA

This report shall not be reproduced, except in full,
without the written consent of Pace Analytical Services, LLC.

Pace Analytical Services, LLC
9800 Kincey Ave. Suite 100
Huntersville, NC 28078
(704)875-9092

SUMMARY OF DETECTION

Project: Hammond AP-1
Pace Project No.: 92767477

Lab Sample ID Method	Client Sample ID Parameters	Result	Units	Report Limit	Analyzed	Qualifiers
92767477001	**HAM-PT-07**					
EPA 6010D	Iron	7.7	mg/L	0.040	12/06/24 03:47	
EPA 6010D	Manganese	3.4	mg/L	0.040	12/06/24 03:47	
EPA 6010D	Potassium	6.0	mg/L	0.50	12/06/24 03:47	
EPA 6010D	Sodium	8.5	mg/L	1.0	12/06/24 03:47	
EPA 6010D	Calcium	129	mg/L	1.0	12/06/24 03:47	M1
EPA 6010D	Magnesium	17.7	mg/L	0.050	12/06/24 03:47	
EPA 6020B	Arsenic	0.15	mg/L	0.0050	12/09/24 20:19	
EPA 6020B	Barium	0.047	mg/L	0.0050	12/09/24 20:19	
EPA 6020B	Beryllium	0.000071J	mg/L	0.00050	12/09/24 20:19	
EPA 6020B	Boron	0.72	mg/L	0.050	12/10/24 16:43	
EPA 6020B	Cadmium	0.00012J	mg/L	0.00050	12/09/24 20:19	
EPA 6020B	Chromium	0.00032J	mg/L	0.0050	12/09/24 20:19	
EPA 6020B	Cobalt	0.048	mg/L	0.0050	12/09/24 20:19	
EPA 6020B	Lithium	0.050	mg/L	0.030	12/09/24 20:19	
EPA 6020B	Molybdenum	0.011	mg/L	0.010	12/09/24 20:19	
EPA 6020B	Selenium	0.00097J	mg/L	0.0050	12/09/24 20:19	
EPA 6020B	Thallium	0.00024J	mg/L	0.0010	12/09/24 20:19	
SM 2540C-2015	Total Dissolved Solids	528	mg/L	25.0	12/06/24 12:08	
SM 2320B-2011	Alkalinity,Bicarbonate (CaCO3)	150	mg/L	5.0	12/09/24 17:32	
SM 2320B-2011	Alkalinity, Total as CaCO3	150	mg/L	5.0	12/09/24 17:32	
EPA 300.0 Rev 2.1 1993	Chloride	16.5	mg/L	1.0	12/06/24 12:07	
EPA 300.0 Rev 2.1 1993	Fluoride	0.35	mg/L	0.10	12/06/24 12:07	
EPA 300.0 Rev 2.1 1993	Sulfate	192	mg/L	4.0	12/06/24 18:02	
92767477002	**HAM-PT-08**					
EPA 6010D	Iron	0.32	mg/L	0.040	12/06/24 04:07	
EPA 6010D	Manganese	1.5	mg/L	0.040	12/06/24 04:07	
EPA 6010D	Potassium	6.0	mg/L	0.50	12/06/24 04:07	
EPA 6010D	Sodium	7.4	mg/L	1.0	12/06/24 04:07	
EPA 6010D	Calcium	111	mg/L	1.0	12/06/24 04:07	
EPA 6010D	Magnesium	14.3	mg/L	0.050	12/06/24 04:07	
EPA 6020B	Arsenic	0.010	mg/L	0.0050	12/09/24 20:31	
EPA 6020B	Barium	0.052	mg/L	0.0050	12/09/24 20:31	
EPA 6020B	Beryllium	0.000070J	mg/L	0.00050	12/09/24 20:31	
EPA 6020B	Boron	0.85	mg/L	0.050	12/10/24 16:47	
EPA 6020B	Chromium	0.00040J	mg/L	0.0050	12/09/24 20:31	
EPA 6020B	Cobalt	0.048	mg/L	0.0050	12/09/24 20:31	
EPA 6020B	Lithium	0.020J	mg/L	0.030	12/09/24 20:31	
EPA 6020B	Molybdenum	0.0068J	mg/L	0.010	12/09/24 20:31	
EPA 6020B	Selenium	0.0012J	mg/L	0.0050	12/09/24 20:31	
SM 2540C-2015	Total Dissolved Solids	451	mg/L	25.0	12/06/24 12:08	
SM 2320B-2011	Alkalinity,Bicarbonate (CaCO3)	84.2	mg/L	5.0	12/09/24 17:50	
SM 2320B-2011	Alkalinity, Total as CaCO3	84.2	mg/L	5.0	12/09/24 17:50	
EPA 300.0 Rev 2.1 1993	Chloride	17.5	mg/L	1.0	12/06/24 12:22	
EPA 300.0 Rev 2.1 1993	Fluoride	0.14	mg/L	0.10	12/06/24 12:22	
EPA 300.0 Rev 2.1 1993	Sulfate	187	mg/L	4.0	12/06/24 18:17	

This report shall not be reproduced, except in full,
without the written consent of Pace Analytical Services, LLC.

Pace Analytical Services, LLC
9800 Kincey Ave. Suite 100
Huntersville, NC 28078
(704)875-9092

SUMMARY OF DETECTION

Project: Hammond AP-1
Pace Project No.: 92767477

Lab Sample ID Method	Client Sample ID Parameters	Result	Units	Report Limit	Analyzed	Qualifiers
92767477003	**HAM-PT-09**					
EPA 6010D	Iron	0.049	mg/L	0.040	12/06/24 04:12	
EPA 6010D	Manganese	0.37	mg/L	0.040	12/06/24 04:12	
EPA 6010D	Potassium	6.9	mg/L	0.50	12/06/24 04:12	
EPA 6010D	Sodium	10.1	mg/L	1.0	12/06/24 04:12	
EPA 6010D	Calcium	116	mg/L	1.0	12/06/24 04:12	
EPA 6010D	Magnesium	23.1	mg/L	0.050	12/06/24 04:12	
EPA 6020B	Arsenic	0.0020J	mg/L	0.0050	12/09/24 20:35	
EPA 6020B	Barium	0.066	mg/L	0.0050	12/09/24 20:35	
EPA 6020B	Beryllium	0.000030J	mg/L	0.00050	12/09/24 20:35	
EPA 6020B	Boron	1.6	mg/L	0.050	12/10/24 16:51	
EPA 6020B	Cadmium	0.00024J	mg/L	0.00050	12/09/24 20:35	
EPA 6020B	Chromium	0.00037J	mg/L	0.0050	12/09/24 20:35	
EPA 6020B	Cobalt	0.0028J	mg/L	0.0050	12/09/24 20:35	
EPA 6020B	Lithium	0.0025J	mg/L	0.030	12/09/24 20:35	
EPA 6020B	Molybdenum	0.25	mg/L	0.010	12/09/24 20:35	
EPA 6020B	Selenium	0.00096J	mg/L	0.0050	12/09/24 20:35	
SM 2540C-2015	Total Dissolved Solids	521	mg/L	25.0	12/09/24 11:55	
SM 2320B-2011	Alkalinity,Bicarbonate (CaCO3)	121	mg/L	5.0	12/09/24 19:21	
SM 2320B-2011	Alkalinity, Total as CaCO3	121	mg/L	5.0	12/09/24 19:21	
EPA 300.0 Rev 2.1 1993	Chloride	48.3	mg/L	1.0	12/06/24 12:37	
EPA 300.0 Rev 2.1 1993	Fluoride	0.40	mg/L	0.10	12/06/24 12:37	
EPA 300.0 Rev 2.1 1993	Sulfate	157	mg/L	3.0	12/06/24 18:31	
92767477004	**HAM-PT-10**					
EPA 6010D	Manganese	0.37	mg/L	0.040	12/06/24 04:27	
EPA 6010D	Potassium	7.1	mg/L	0.50	12/06/24 04:27	
EPA 6010D	Sodium	8.8	mg/L	1.0	12/06/24 04:27	
EPA 6010D	Calcium	114	mg/L	1.0	12/06/24 04:27	
EPA 6010D	Magnesium	13.8	mg/L	0.050	12/06/24 04:27	
EPA 6020B	Barium	0.047	mg/L	0.0050	12/09/24 20:39	
EPA 6020B	Boron	1.7	mg/L	0.050	12/10/24 16:55	
EPA 6020B	Cadmium	0.00015J	mg/L	0.00050	12/09/24 20:39	
EPA 6020B	Chromium	0.00025J	mg/L	0.0050	12/09/24 20:39	
EPA 6020B	Cobalt	0.0015J	mg/L	0.0050	12/09/24 20:39	
EPA 6020B	Lithium	0.0010J	mg/L	0.030	12/09/24 20:39	
EPA 6020B	Molybdenum	0.18	mg/L	0.010	12/09/24 20:39	
EPA 6020B	Selenium	0.00095J	mg/L	0.0050	12/09/24 20:39	
SM 2540C-2015	Total Dissolved Solids	470	mg/L	25.0	12/09/24 11:55	
SM 2320B-2011	Alkalinity,Bicarbonate (CaCO3)	118	mg/L	5.0	12/09/24 19:29	
SM 2320B-2011	Alkalinity, Total as CaCO3	118	mg/L	5.0	12/09/24 19:29	
EPA 300.0 Rev 2.1 1993	Chloride	46.1	mg/L	1.0	12/06/24 12:52	
EPA 300.0 Rev 2.1 1993	Fluoride	0.27	mg/L	0.10	12/06/24 12:52	
EPA 300.0 Rev 2.1 1993	Sulfate	130	mg/L	3.0	12/06/24 18:46	
92767477005	**HAM-PT-11**					
EPA 6010D	Iron	0.17	mg/L	0.040	12/06/24 04:32	
EPA 6010D	Manganese	0.45	mg/L	0.040	12/06/24 04:32	
EPA 6010D	Potassium	7.2	mg/L	0.50	12/06/24 04:32	

This report shall not be reproduced, except in full,
without the written consent of Pace Analytical Services, LLC.

Pace Analytical Services, LLC
9800 Kincey Ave. Suite 100
Huntersville, NC 28078
(704)875-9092

SUMMARY OF DETECTION

Project: Hammond AP-1
Pace Project No.: 92767477

Lab Sample ID Method	Client Sample ID Parameters	Result	Units	Report Limit	Analyzed	Qualifiers
92767477005	**HAM-PT-11**					
EPA 6010D	Sodium	9.5	mg/L	1.0	12/06/24 04:32	
EPA 6010D	Calcium	120	mg/L	1.0	12/06/24 04:32	
EPA 6010D	Magnesium	16.9	mg/L	0.050	12/06/24 04:32	
EPA 6020B	Barium	0.067	mg/L	0.0050	12/09/24 20:43	
EPA 6020B	Boron	1.6	mg/L	0.050	12/10/24 16:59	
EPA 6020B	Cadmium	0.00015J	mg/L	0.00050	12/09/24 20:43	
EPA 6020B	Chromium	0.00045J	mg/L	0.0050	12/09/24 20:43	
EPA 6020B	Cobalt	0.0044J	mg/L	0.0050	12/09/24 20:43	
EPA 6020B	Lithium	0.0027J	mg/L	0.030	12/09/24 20:43	
EPA 6020B	Molybdenum	0.12	mg/L	0.010	12/09/24 20:43	
EPA 6020B	Selenium	0.00092J	mg/L	0.0050	12/09/24 20:43	
SM 2540C-2015	Total Dissolved Solids	486	mg/L	25.0	12/09/24 11:55	
SM 2320B-2011	Alkalinity,Bicarbonate (CaCO3)	122	mg/L	5.0	12/09/24 19:38	
SM 2320B-2011	Alkalinity, Total as CaCO3	122	mg/L	5.0	12/09/24 19:38	
EPA 300.0 Rev 2.1 1993	Chloride	44.0	mg/L	1.0	12/06/24 13:07	
EPA 300.0 Rev 2.1 1993	Fluoride	0.31	mg/L	0.10	12/06/24 13:07	
EPA 300.0 Rev 2.1 1993	Sulfate	139	mg/L	3.0	12/06/24 19:01	
92767477006	**HAM-PT-12**					
EPA 6010D	Iron	0.33	mg/L	0.040	12/06/24 04:37	
EPA 6010D	Manganese	0.86	mg/L	0.040	12/06/24 04:37	
EPA 6010D	Potassium	6.1	mg/L	0.50	12/06/24 04:37	
EPA 6010D	Sodium	10.9	mg/L	1.0	12/06/24 04:37	
EPA 6010D	Calcium	105	mg/L	1.0	12/06/24 04:37	
EPA 6010D	Magnesium	28.7	mg/L	0.050	12/06/24 04:37	
EPA 6020B	Arsenic	0.0027J	mg/L	0.0050	12/09/24 20:47	
EPA 6020B	Barium	0.062	mg/L	0.0050	12/09/24 20:47	
EPA 6020B	Beryllium	0.000057J	mg/L	0.00050	12/09/24 20:47	
EPA 6020B	Boron	1.6	mg/L	0.050	12/10/24 17:03	
EPA 6020B	Cadmium	0.00028J	mg/L	0.00050	12/09/24 20:47	
EPA 6020B	Chromium	0.00067J	mg/L	0.0050	12/09/24 20:47	
EPA 6020B	Cobalt	0.0035J	mg/L	0.0050	12/09/24 20:47	
EPA 6020B	Lead	0.000093J	mg/L	0.0010	12/09/24 20:47	
EPA 6020B	Lithium	0.0023J	mg/L	0.030	12/09/24 20:47	
EPA 6020B	Molybdenum	0.16	mg/L	0.010	12/09/24 20:47	
SM 2540C-2015	Total Dissolved Solids	526	mg/L	25.0	12/09/24 11:55	
SM 2320B-2011	Alkalinity,Bicarbonate (CaCO3)	116	mg/L	5.0	12/09/24 19:47	
SM 2320B-2011	Alkalinity, Total as CaCO3	116	mg/L	5.0	12/09/24 19:47	
EPA 300.0 Rev 2.1 1993	Chloride	44.2	mg/L	1.0	12/06/24 13:22	
EPA 300.0 Rev 2.1 1993	Fluoride	0.30	mg/L	0.10	12/06/24 13:22	
EPA 300.0 Rev 2.1 1993	Sulfate	179	mg/L	4.0	12/06/24 19:15	
92767477007	**HAM-PT-13**					
EPA 6010D	Iron	9.5	mg/L	0.040	12/06/24 04:41	
EPA 6010D	Manganese	3.0	mg/L	0.040	12/06/24 04:41	
EPA 6010D	Potassium	6.1	mg/L	0.50	12/06/24 04:41	
EPA 6010D	Sodium	10.1	mg/L	1.0	12/06/24 04:41	
EPA 6010D	Calcium	129	mg/L	1.0	12/06/24 04:41	

This report shall not be reproduced, except in full,
without the written consent of Pace Analytical Services, LLC.

Pace Analytical Services, LLC
9800 Kincey Ave. Suite 100
Huntersville, NC 28078
(704)875-9092

SUMMARY OF DETECTION

Project: Hammond AP-1
Pace Project No.: 92767477

Lab Sample ID Method	Client Sample ID Parameters	Result	Units	Report Limit	Analyzed	Qualifiers
92767477007	**HAM-PT-13**					
EPA 6010D	Magnesium	17.8	mg/L	0.050	12/06/24 04:41	
EPA 6020B	Arsenic	0.19	mg/L	0.0050	12/09/24 20:51	
EPA 6020B	Barium	0.047	mg/L	0.0050	12/09/24 20:51	
EPA 6020B	Beryllium	0.000082J	mg/L	0.00050	12/09/24 20:51	
EPA 6020B	Boron	0.70	mg/L	0.050	12/10/24 17:36	
EPA 6020B	Cadmium	0.000054J	mg/L	0.00050	12/09/24 20:51	
EPA 6020B	Chromium	0.00039J	mg/L	0.0050	12/09/24 20:51	
EPA 6020B	Cobalt	0.023	mg/L	0.0050	12/09/24 20:51	
EPA 6020B	Lead	0.00011J	mg/L	0.0010	12/09/24 20:51	
EPA 6020B	Lithium	0.058	mg/L	0.030	12/09/24 20:51	
EPA 6020B	Molybdenum	0.0085J	mg/L	0.010	12/09/24 20:51	
EPA 6020B	Selenium	0.0011J	mg/L	0.0050	12/09/24 20:51	
EPA 6020B	Thallium	0.00023J	mg/L	0.0010	12/09/24 20:51	
SM 2540C-2015	Total Dissolved Solids	528	mg/L	25.0	12/06/24 12:08	
SM 2320B-2011	Alkalinity,Bicarbonate (CaCO3)	145	mg/L	5.0	12/09/24 17:58	
SM 2320B-2011	Alkalinity, Total as CaCO3	145	mg/L	5.0	12/09/24 17:58	
EPA 300.0 Rev 2.1 1993	Chloride	18.6	mg/L	1.0	12/06/24 13:37	
EPA 300.0 Rev 2.1 1993	Fluoride	0.37	mg/L	0.10	12/06/24 13:37	
EPA 300.0 Rev 2.1 1993	Sulfate	200	mg/L	4.0	12/06/24 19:30	
92767477008	**HAM-PT-14**					
EPA 6010D	Iron	14.2	mg/L	0.040	12/06/24 16:54	
EPA 6010D	Manganese	2.9	mg/L	0.040	12/06/24 16:54	
EPA 6010D	Potassium	6.1	mg/L	0.50	12/06/24 16:54	
EPA 6010D	Sodium	8.0	mg/L	1.0	12/06/24 16:54	
EPA 6010D	Calcium	137	mg/L	1.0	12/06/24 16:54	
EPA 6010D	Magnesium	18.9	mg/L	0.050	12/06/24 16:54	
EPA 6020B	Arsenic	0.27	mg/L	0.0050	12/09/24 20:55	
EPA 6020B	Barium	0.043	mg/L	0.0050	12/09/24 20:55	
EPA 6020B	Beryllium	0.000056J	mg/L	0.00050	12/09/24 20:55	
EPA 6020B	Boron	0.74	mg/L	0.050	12/10/24 17:40	
EPA 6020B	Chromium	0.00036J	mg/L	0.0050	12/09/24 20:55	
EPA 6020B	Cobalt	0.024	mg/L	0.0050	12/09/24 20:55	
EPA 6020B	Lead	0.00015J	mg/L	0.0010	12/09/24 20:55	
EPA 6020B	Lithium	0.054	mg/L	0.030	12/09/24 20:55	
EPA 6020B	Molybdenum	0.016	mg/L	0.010	12/09/24 20:55	
EPA 6020B	Selenium	0.0010J	mg/L	0.0050	12/09/24 20:55	
SM 2540C-2015	Total Dissolved Solids	560	mg/L	25.0	12/06/24 12:09	
SM 2320B-2011	Alkalinity,Bicarbonate (CaCO3)	149	mg/L	5.0	12/09/24 18:08	
SM 2320B-2011	Alkalinity, Total as CaCO3	149	mg/L	5.0	12/09/24 18:08	
EPA 300.0 Rev 2.1 1993	Chloride	17.8	mg/L	1.0	12/06/24 19:26	
EPA 300.0 Rev 2.1 1993	Fluoride	0.31	mg/L	0.10	12/06/24 19:26	
EPA 300.0 Rev 2.1 1993	Sulfate	184	mg/L	5.0	12/06/24 20:44	
92767477009	**HAM-PT-15**					
EPA 6010D	Iron	0.38	mg/L	0.040	12/06/24 04:51	
EPA 6010D	Manganese	2.4	mg/L	0.040	12/06/24 04:51	
EPA 6010D	Potassium	6.1	mg/L	0.50	12/06/24 04:51	

This report shall not be reproduced, except in full,
without the written consent of Pace Analytical Services, LLC.

Pace Analytical Services, LLC
9800 Kincey Ave. Suite 100
Huntersville, NC 28078
(704)875-9092

SUMMARY OF DETECTION

Project: Hammond AP-1
Pace Project No.: 92767477

Lab Sample ID Method	Client Sample ID Parameters	Result	Units	Report Limit	Analyzed	Qualifiers
92767477009	**HAM-PT-15**					
EPA 6010D	Sodium	9.3	mg/L	1.0	12/06/24 04:51	
EPA 6010D	Calcium	129	mg/L	1.0	12/06/24 04:51	
EPA 6010D	Magnesium	14.6	mg/L	0.050	12/06/24 04:51	
EPA 6020B	Antimony	0.00063J	mg/L	0.0030	12/09/24 20:59	
EPA 6020B	Arsenic	0.024	mg/L	0.0050	12/09/24 20:59	
EPA 6020B	Barium	0.051	mg/L	0.0050	12/09/24 20:59	
EPA 6020B	Beryllium	0.000062J	mg/L	0.00050	12/09/24 20:59	
EPA 6020B	Boron	0.86	mg/L	0.050	12/10/24 17:44	
EPA 6020B	Cadmium	0.00025J	mg/L	0.00050	12/09/24 20:59	
EPA 6020B	Chromium	0.00026J	mg/L	0.0050	12/09/24 20:59	
EPA 6020B	Cobalt	0.025	mg/L	0.0050	12/09/24 20:59	
EPA 6020B	Lithium	0.041	mg/L	0.030	12/09/24 20:59	
EPA 6020B	Molybdenum	0.015	mg/L	0.010	12/09/24 20:59	
EPA 6020B	Selenium	0.0017J	mg/L	0.0050	12/09/24 20:59	
EPA 6020B	Thallium	0.00044J	mg/L	0.0010	12/09/24 20:59	
SM 2540C-2015	Total Dissolved Solids	497	mg/L	25.0	12/06/24 12:09	
SM 2320B-2011	Alkalinity,Bicarbonate (CaCO3)	141	mg/L	5.0	12/09/24 18:18	
SM 2320B-2011	Alkalinity, Total as CaCO3	141	mg/L	5.0	12/09/24 18:18	
EPA 300.0 Rev 2.1 1993	Chloride	17.4	mg/L	1.0	12/06/24 19:42	
EPA 300.0 Rev 2.1 1993	Fluoride	0.37	mg/L	0.10	12/06/24 19:42	
EPA 300.0 Rev 2.1 1993	Sulfate	175	mg/L	4.0	12/06/24 21:31	
92767477010	**HAM-AP1-EB-01**					
EPA 6010D	Iron	0.037J	mg/L	0.040	12/06/24 05:01	
EPA 6010D	Sodium	1.1	mg/L	1.0	12/06/24 05:01	
EPA 6010D	Calcium	0.62J	mg/L	1.0	12/06/24 05:01	
EPA 6010D	Magnesium	0.14	mg/L	0.050	12/06/24 05:01	
EPA 6020B	Barium	0.0037J	mg/L	0.0050	12/10/24 16:14	
EPA 6020B	Chromium	0.00078J	mg/L	0.0050	12/09/24 21:07	
EPA 6020B	Lead	0.00047J	mg/L	0.0010	12/09/24 21:07	
SM 2540C-2015	Total Dissolved Solids	40.0	mg/L	25.0	12/09/24 11:56	
92767477011	**HAM-AP1-FB-01**					
EPA 6010D	Calcium	0.18J	mg/L	1.0	12/06/24 05:06	
EPA 6010D	Magnesium	0.027J	mg/L	0.050	12/06/24 05:06	
EPA 6020B	Barium	0.00084J	mg/L	0.0050	12/09/24 21:19	
EPA 6020B	Boron	0.018J	mg/L	0.050	12/09/24 21:19	
EPA 6020B	Chromium	0.00033J	mg/L	0.0050	12/09/24 21:19	
EPA 6020B	Lead	0.00010J	mg/L	0.0010	12/09/24 21:19	
92767477012	**HAM-AP1-FD-01**					
EPA 6010D	Iron	0.029J	mg/L	0.040	12/06/24 05:11	
EPA 6010D	Manganese	0.37	mg/L	0.040	12/06/24 05:11	
EPA 6010D	Potassium	7.1	mg/L	0.50	12/06/24 05:11	
EPA 6010D	Sodium	8.9	mg/L	1.0	12/06/24 05:11	
EPA 6010D	Calcium	113	mg/L	1.0	12/06/24 05:11	
EPA 6010D	Magnesium	13.8	mg/L	0.050	12/06/24 05:11	
EPA 6020B	Barium	0.047	mg/L	0.0050	12/09/24 21:23	
EPA 6020B	Boron	1.8	mg/L	0.25	12/11/24 13:45	

This report shall not be reproduced, except in full,
without the written consent of Pace Analytical Services, LLC.

Pace Analytical Services, LLC
9800 Kincey Ave. Suite 100
Huntersville, NC 28078
(704)875-9092

SUMMARY OF DETECTION

Project: Hammond AP-1
Pace Project No.: 92767477

Lab Sample ID Method	Client Sample ID Parameters	Result	Units	Report Limit	Analyzed	Qualifiers
92767477012	**HAM-AP1-FD-01**					
EPA 6020B	Cadmium	0.00013J	mg/L	0.00050	12/09/24 21:23	
EPA 6020B	Chromium	0.00030J	mg/L	0.0050	12/09/24 21:23	
EPA 6020B	Cobalt	0.0015J	mg/L	0.0050	12/09/24 21:23	
EPA 6020B	Lithium	0.0010J	mg/L	0.030	12/09/24 21:23	
EPA 6020B	Molybdenum	0.17	mg/L	0.010	12/09/24 21:23	
EPA 6020B	Selenium	0.0012J	mg/L	0.0050	12/09/24 21:23	
SM 2540C-2015	Total Dissolved Solids	468	mg/L	25.0	12/09/24 11:57	
SM 2320B-2011	Alkalinity,Bicarbonate (CaCO3)	121	mg/L	5.0	12/09/24 20:13	
SM 2320B-2011	Alkalinity, Total as CaCO3	121	mg/L	5.0	12/09/24 20:13	
EPA 300.0 Rev 2.1 1993	Chloride	46.0	mg/L	1.0	12/07/24 18:43	
EPA 300.0 Rev 2.1 1993	Fluoride	0.29	mg/L	0.10	12/07/24 18:43	
EPA 300.0 Rev 2.1 1993	Sulfate	132	mg/L	3.0	12/08/24 04:55	

This report shall not be reproduced, except in full,
without the written consent of Pace Analytical Services, LLC.

Pace Analytical Services, LLC
9800 Kincey Ave. Suite 100
Huntersville, NC 28078
(704)875-9092

ANALYTICAL RESULTS

Project: Hammond AP-1
Pace Project No.: 92767477

Sample: HAM-PT-07 **Lab ID: 92767477001** Collected: 12/02/24 15:01 Received: 12/05/24 11:35 Matrix: Water

Parameters	Results	Units	Report Limit	MDL	DF	Prepared	Analyzed	CAS No.	Qual
6010D ATL ICP	Analytical Method: EPA 6010D Preparation Method: EPA 3010A								
	Pace Analytical Services - Peachtree Corners, GA								
Iron	**7.7**	mg/L	0.040	0.025	1	12/05/24 17:27	12/06/24 03:47	7439-89-6	
Manganese	**3.4**	mg/L	0.040	0.011	1	12/05/24 17:27	12/06/24 03:47	7439-96-5	
Potassium	**6.0**	mg/L	0.50	0.15	1	12/05/24 17:27	12/06/24 03:47	7440-09-7	
Sodium	**8.5**	mg/L	1.0	0.58	1	12/05/24 17:27	12/06/24 03:47	7440-23-5	
Calcium	**129**	mg/L	1.0	0.12	1	12/05/24 17:27	12/06/24 03:47	7440-70-2	M1
Magnesium	**17.7**	mg/L	0.050	0.012	1	12/05/24 17:27	12/06/24 03:47	7439-95-4	
6020 MET ICPMS	Analytical Method: EPA 6020B Preparation Method: EPA 3005A								
	Pace Analytical Services - Peachtree Corners, GA								
Antimony	ND	mg/L	0.0030	0.00038	1	12/05/24 17:00	12/09/24 20:19	7440-36-0	
Arsenic	**0.15**	mg/L	0.0050	0.0016	1	12/05/24 17:00	12/09/24 20:19	7440-38-2	
Barium	**0.047**	mg/L	0.0050	0.00019	1	12/05/24 17:00	12/09/24 20:19	7440-39-3	
Beryllium	**0.000071J**	mg/L	0.00050	0.000026	1	12/05/24 17:00	12/09/24 20:19	7440-41-7	
Boron	**0.72**	mg/L	0.050	0.014	1	12/05/24 17:00	12/10/24 16:43	7440-42-8	
Cadmium	**0.00012J**	mg/L	0.00050	0.000041	1	12/05/24 17:00	12/09/24 20:19	7440-43-9	
Chromium	**0.00032J**	mg/L	0.0050	0.00015	1	12/05/24 17:00	12/09/24 20:19	7440-47-3	
Cobalt	**0.048**	mg/L	0.0050	0.000098	1	12/05/24 17:00	12/09/24 20:19	7440-48-4	
Lead	ND	mg/L	0.0010	0.000076	1	12/05/24 17:00	12/09/24 20:19	7439-92-1	
Lithium	**0.050**	mg/L	0.030	0.00028	1	12/05/24 17:00	12/09/24 20:19	7439-93-2	
Molybdenum	**0.011**	mg/L	0.010	0.00035	1	12/05/24 17:00	12/09/24 20:19	7439-98-7	
Selenium	**0.00097J**	mg/L	0.0050	0.00092	1	12/05/24 17:00	12/09/24 20:19	7782-49-2	
Thallium	**0.00024J**	mg/L	0.0010	0.00020	1	12/05/24 17:00	12/09/24 20:19	7440-28-0	
7470 Mercury	Analytical Method: EPA 7470A Preparation Method: EPA 7470A								
	Pace Analytical Services - Peachtree Corners, GA								
Mercury	ND	mg/L	0.00020	0.00013	1	12/12/24 16:00	12/13/24 09:31	7439-97-6	
2540C Total Dissolved Solids	Analytical Method: SM 2540C-2015								
	Pace Analytical Services - Peachtree Corners, GA								
Total Dissolved Solids	**528**	mg/L	25.0	25.0	1		12/06/24 12:08		
2320B Alkalinity	Analytical Method: SM 2320B-2011								
	Pace Analytical Services - Asheville								
Alkalinity,Bicarbonate (CaCO3)	**150**	mg/L	5.0	5.0	1		12/09/24 17:32		
Alkalinity,Carbonate (CaCO3)	ND	mg/L	5.0	5.0	1		12/09/24 17:32		
Alkalinity, Total as CaCO3	**150**	mg/L	5.0	5.0	1		12/09/24 17:32		
4500S2D Sulfide Water	Analytical Method: SM 4500-S2D-2011								
	Pace Analytical Services - Asheville								
Sulfide	ND	mg/L	0.10	0.022	1		12/07/24 03:54	18496-25-8	
300.0 IC Anions 28 Days	Analytical Method: EPA 300.0 Rev 2.1 1993								
	Pace Analytical Services - Asheville								
Chloride	**16.5**	mg/L	1.0	0.60	1		12/06/24 12:07	16887-00-6	

This report shall not be reproduced, except in full,
without the written consent of Pace Analytical Services, LLC.

Pace Analytical Services, LLC
9800 Kincey Ave. Suite 100
Huntersville, NC 28078
(704)875-9092

ANALYTICAL RESULTS

Project: Hammond AP-1
Pace Project No.: 92767477

Sample: HAM-PT-07 **Lab ID: 92767477001** Collected: 12/02/24 15:01 Received: 12/05/24 11:35 Matrix: Water

Parameters	Results	Units	Report Limit	MDL	DF	Prepared	Analyzed	CAS No.	Qual
300.0 IC Anions 28 Days	Analytical Method: EPA 300.0 Rev 2.1 1993 Pace Analytical Services - Asheville								
Fluoride	**0.35**	mg/L	0.10	0.050	1		12/06/24 12:07	16984-48-8	
Sulfate	**192**	mg/L	4.0	2.0	4		12/06/24 18:02	14808-79-8	

This report shall not be reproduced, except in full,
without the written consent of Pace Analytical Services, LLC.

Pace Analytical Services, LLC
9800 Kincey Ave. Suite 100
Huntersville, NC 28078
(704)875-9092

ANALYTICAL RESULTS

Project: Hammond AP-1
Pace Project No.: 92767477

Sample: HAM-PT-08 **Lab ID: 92767477002** Collected: 12/02/24 12:18 Received: 12/05/24 11:35 Matrix: Water

Parameters	Results	Units	Report Limit	MDL	DF	Prepared	Analyzed	CAS No.	Qual
6010D ATL ICP	Analytical Method: EPA 6010D Preparation Method: EPA 3010A								
	Pace Analytical Services - Peachtree Corners, GA								
Iron	**0.32**	mg/L	0.040	0.025	1	12/05/24 17:27	12/06/24 04:07	7439-89-6	
Manganese	**1.5**	mg/L	0.040	0.011	1	12/05/24 17:27	12/06/24 04:07	7439-96-5	
Potassium	**6.0**	mg/L	0.50	0.15	1	12/05/24 17:27	12/06/24 04:07	7440-09-7	
Sodium	**7.4**	mg/L	1.0	0.58	1	12/05/24 17:27	12/06/24 04:07	7440-23-5	
Calcium	**111**	mg/L	1.0	0.12	1	12/05/24 17:27	12/06/24 04:07	7440-70-2	
Magnesium	**14.3**	mg/L	0.050	0.012	1	12/05/24 17:27	12/06/24 04:07	7439-95-4	
6020 MET ICPMS	Analytical Method: EPA 6020B Preparation Method: EPA 3005A								
	Pace Analytical Services - Peachtree Corners, GA								
Antimony	ND	mg/L	0.0030	0.00038	1	12/05/24 17:00	12/09/24 20:31	7440-36-0	
Arsenic	**0.010**	mg/L	0.0050	0.0016	1	12/05/24 17:00	12/09/24 20:31	7440-38-2	
Barium	**0.052**	mg/L	0.0050	0.00019	1	12/05/24 17:00	12/09/24 20:31	7440-39-3	
Beryllium	**0.000070J**	mg/L	0.00050	0.000026	1	12/05/24 17:00	12/09/24 20:31	7440-41-7	
Boron	**0.85**	mg/L	0.050	0.014	1	12/05/24 17:00	12/10/24 16:47	7440-42-8	
Cadmium	ND	mg/L	0.00050	0.000041	1	12/05/24 17:00	12/09/24 20:31	7440-43-9	
Chromium	**0.00040J**	mg/L	0.0050	0.00015	1	12/05/24 17:00	12/09/24 20:31	7440-47-3	
Cobalt	**0.048**	mg/L	0.0050	0.000098	1	12/05/24 17:00	12/09/24 20:31	7440-48-4	
Lead	ND	mg/L	0.0010	0.000076	1	12/05/24 17:00	12/09/24 20:31	7439-92-1	
Lithium	**0.020J**	mg/L	0.030	0.00028	1	12/05/24 17:00	12/09/24 20:31	7439-93-2	
Molybdenum	**0.0068J**	mg/L	0.010	0.00035	1	12/05/24 17:00	12/09/24 20:31	7439-98-7	
Selenium	**0.0012J**	mg/L	0.0050	0.00092	1	12/05/24 17:00	12/09/24 20:31	7782-49-2	
Thallium	ND	mg/L	0.0010	0.00020	1	12/05/24 17:00	12/09/24 20:31	7440-28-0	
7470 Mercury	Analytical Method: EPA 7470A Preparation Method: EPA 7470A								
	Pace Analytical Services - Peachtree Corners, GA								
Mercury	ND	mg/L	0.00020	0.00013	1	12/12/24 16:00	12/13/24 09:33	7439-97-6	
2540C Total Dissolved Solids	Analytical Method: SM 2540C-2015								
	Pace Analytical Services - Peachtree Corners, GA								
Total Dissolved Solids	**451**	mg/L	25.0	25.0	1		12/06/24 12:08		
2320B Alkalinity	Analytical Method: SM 2320B-2011								
	Pace Analytical Services - Asheville								
Alkalinity,Bicarbonate (CaCO3)	**84.2**	mg/L	5.0	5.0	1		12/09/24 17:50		
Alkalinity,Carbonate (CaCO3)	ND	mg/L	5.0	5.0	1		12/09/24 17:50		
Alkalinity, Total as CaCO3	**84.2**	mg/L	5.0	5.0	1		12/09/24 17:50		
4500S2D Sulfide Water	Analytical Method: SM 4500-S2D-2011								
	Pace Analytical Services - Asheville								
Sulfide	ND	mg/L	0.10	0.022	1		12/07/24 03:56	18496-25-8	
300.0 IC Anions 28 Days	Analytical Method: EPA 300.0 Rev 2.1 1993								
	Pace Analytical Services - Asheville								
Chloride	**17.5**	mg/L	1.0	0.60	1		12/06/24 12:22	16887-00-6	

This report shall not be reproduced, except in full,
without the written consent of Pace Analytical Services, LLC.

Pace Analytical Services, LLC
9800 Kincey Ave. Suite 100
Huntersville, NC 28078
(704)875-9092

ANALYTICAL RESULTS

Project: Hammond AP-1
Pace Project No.: 92767477

Sample: HAM-PT-08 **Lab ID: 92767477002** Collected: 12/02/24 12:18 Received: 12/05/24 11:35 Matrix: Water

Parameters	Results	Units	Report Limit	MDL	DF	Prepared	Analyzed	CAS No.	Qual
300.0 IC Anions 28 Days	Analytical Method: EPA 300.0 Rev 2.1 1993 Pace Analytical Services - Asheville								
Fluoride	**0.14**	mg/L	0.10	0.050	1		12/06/24 12:22	16984-48-8	
Sulfate	**187**	mg/L	4.0	2.0	4		12/06/24 18:17	14808-79-8	

REPORT OF LABORATORY ANALYSIS

This report shall not be reproduced, except in full,
without the written consent of Pace Analytical Services, LLC.

Pace Analytical Services, LLC
9800 Kincey Ave. Suite 100
Huntersville, NC 28078
(704)875-9092

ANALYTICAL RESULTS

Project: Hammond AP-1
Pace Project No.: 92767477

Sample: HAM-PT-09 **Lab ID: 92767477003** Collected: 12/03/24 13:20 Received: 12/05/24 11:35 Matrix: Water

Parameters	Results	Units	Report Limit	MDL	DF	Prepared	Analyzed	CAS No.	Qual
6010D ATL ICP	Analytical Method: EPA 6010D Preparation Method: EPA 3010A Pace Analytical Services - Peachtree Corners, GA								
Iron	**0.049**	mg/L	0.040	0.025	1	12/05/24 17:27	12/06/24 04:12	7439-89-6	
Manganese	**0.37**	mg/L	0.040	0.011	1	12/05/24 17:27	12/06/24 04:12	7439-96-5	
Potassium	**6.9**	mg/L	0.50	0.15	1	12/05/24 17:27	12/06/24 04:12	7440-09-7	
Sodium	**10.1**	mg/L	1.0	0.58	1	12/05/24 17:27	12/06/24 04:12	7440-23-5	
Calcium	**116**	mg/L	1.0	0.12	1	12/05/24 17:27	12/06/24 04:12	7440-70-2	
Magnesium	**23.1**	mg/L	0.050	0.012	1	12/05/24 17:27	12/06/24 04:12	7439-95-4	
6020 MET ICPMS	Analytical Method: EPA 6020B Preparation Method: EPA 3005A Pace Analytical Services - Peachtree Corners, GA								
Antimony	ND	mg/L	0.0030	0.00038	1	12/05/24 17:00	12/09/24 20:35	7440-36-0	
Arsenic	**0.0020J**	mg/L	0.0050	0.0016	1	12/05/24 17:00	12/09/24 20:35	7440-38-2	
Barium	**0.066**	mg/L	0.0050	0.00019	1	12/05/24 17:00	12/09/24 20:35	7440-39-3	
Beryllium	**0.000030J**	mg/L	0.00050	0.000026	1	12/05/24 17:00	12/09/24 20:35	7440-41-7	
Boron	**1.6**	mg/L	0.050	0.014	1	12/05/24 17:00	12/10/24 16:51	7440-42-8	
Cadmium	**0.00024J**	mg/L	0.00050	0.000041	1	12/05/24 17:00	12/09/24 20:35	7440-43-9	
Chromium	**0.00037J**	mg/L	0.0050	0.00015	1	12/05/24 17:00	12/09/24 20:35	7440-47-3	
Cobalt	**0.0028J**	mg/L	0.0050	0.000098	1	12/05/24 17:00	12/09/24 20:35	7440-48-4	
Lead	ND	mg/L	0.0010	0.000076	1	12/05/24 17:00	12/09/24 20:35	7439-92-1	
Lithium	**0.0025J**	mg/L	0.030	0.00028	1	12/05/24 17:00	12/09/24 20:35	7439-93-2	
Molybdenum	**0.25**	mg/L	0.010	0.00035	1	12/05/24 17:00	12/09/24 20:35	7439-98-7	
Selenium	**0.00096J**	mg/L	0.0050	0.00092	1	12/05/24 17:00	12/09/24 20:35	7782-49-2	
Thallium	ND	mg/L	0.0010	0.00020	1	12/05/24 17:00	12/09/24 20:35	7440-28-0	
7470 Mercury	Analytical Method: EPA 7470A Preparation Method: EPA 7470A Pace Analytical Services - Peachtree Corners, GA								
Mercury	ND	mg/L	0.00020	0.00013	1	12/12/24 16:00	12/13/24 09:43	7439-97-6	
2540C Total Dissolved Solids	Analytical Method: SM 2540C-2015 Pace Analytical Services - Peachtree Corners, GA								
Total Dissolved Solids	**521**	mg/L	25.0	25.0	1		12/09/24 11:55		
2320B Alkalinity	Analytical Method: SM 2320B-2011 Pace Analytical Services - Asheville								
Alkalinity,Bicarbonate (CaCO3)	**121**	mg/L	5.0	5.0	1		12/09/24 19:21		
Alkalinity,Carbonate (CaCO3)	ND	mg/L	5.0	5.0	1		12/09/24 19:21		
Alkalinity, Total as CaCO3	**121**	mg/L	5.0	5.0	1		12/09/24 19:21		
4500S2D Sulfide Water	Analytical Method: SM 4500-S2D-2011 Pace Analytical Services - Asheville								
Sulfide	ND	mg/L	0.10	0.022	1		12/07/24 04:00	18496-25-8	
300.0 IC Anions 28 Days	Analytical Method: EPA 300.0 Rev 2.1 1993 Pace Analytical Services - Asheville								
Chloride	**48.3**	mg/L	1.0	0.60	1		12/06/24 12:37	16887-00-6	

This report shall not be reproduced, except in full,
without the written consent of Pace Analytical Services, LLC.

Pace Analytical Services, LLC
9800 Kincey Ave. Suite 100
Huntersville, NC 28078
(704)875-9092

ANALYTICAL RESULTS

Project: Hammond AP-1
Pace Project No.: 92767477

Sample: HAM-PT-09 **Lab ID: 92767477003** Collected: 12/03/24 13:20 Received: 12/05/24 11:35 Matrix: Water

Parameters	Results	Units	Report Limit	MDL	DF	Prepared	Analyzed	CAS No.	Qual
300.0 IC Anions 28 Days	Analytical Method: EPA 300.0 Rev 2.1 1993 Pace Analytical Services - Asheville								
Fluoride	**0.40**	mg/L	0.10	0.050	1		12/06/24 12:37	16984-48-8	
Sulfate	**157**	mg/L	3.0	1.5	3		12/06/24 18:31	14808-79-8	

This report shall not be reproduced, except in full,
without the written consent of Pace Analytical Services, LLC.

Pace Analytical Services, LLC
9800 Kincey Ave. Suite 100
Huntersville, NC 28078
(704)875-9092

ANALYTICAL RESULTS

Project: Hammond AP-1
Pace Project No.: 92767477

Sample: HAM-PT-10 **Lab ID: 92767477004** Collected: 12/03/24 11:57 Received: 12/05/24 11:35 Matrix: Water

Parameters	Results	Units	Report Limit	MDL	DF	Prepared	Analyzed	CAS No.	Qual
6010D ATL ICP	Analytical Method: EPA 6010D Preparation Method: EPA 3010A								
	Pace Analytical Services - Peachtree Corners, GA								
Iron	ND	mg/L	0.040	0.025	1	12/05/24 17:27	12/06/24 04:27	7439-89-6	
Manganese	**0.37**	mg/L	0.040	0.011	1	12/05/24 17:27	12/06/24 04:27	7439-96-5	
Potassium	**7.1**	mg/L	0.50	0.15	1	12/05/24 17:27	12/06/24 04:27	7440-09-7	
Sodium	**8.8**	mg/L	1.0	0.58	1	12/05/24 17:27	12/06/24 04:27	7440-23-5	
Calcium	**114**	mg/L	1.0	0.12	1	12/05/24 17:27	12/06/24 04:27	7440-70-2	
Magnesium	**13.8**	mg/L	0.050	0.012	1	12/05/24 17:27	12/06/24 04:27	7439-95-4	
6020 MET ICPMS	Analytical Method: EPA 6020B Preparation Method: EPA 3005A								
	Pace Analytical Services - Peachtree Corners, GA								
Antimony	ND	mg/L	0.0030	0.00038	1	12/05/24 17:00	12/09/24 20:39	7440-36-0	
Arsenic	ND	mg/L	0.0050	0.0016	1	12/05/24 17:00	12/09/24 20:39	7440-38-2	
Barium	**0.047**	mg/L	0.0050	0.00019	1	12/05/24 17:00	12/09/24 20:39	7440-39-3	
Beryllium	ND	mg/L	0.00050	0.000026	1	12/05/24 17:00	12/09/24 20:39	7440-41-7	
Boron	**1.7**	mg/L	0.050	0.014	1	12/05/24 17:00	12/10/24 16:55	7440-42-8	
Cadmium	**0.00015J**	mg/L	0.00050	0.000041	1	12/05/24 17:00	12/09/24 20:39	7440-43-9	
Chromium	**0.00025J**	mg/L	0.0050	0.00015	1	12/05/24 17:00	12/09/24 20:39	7440-47-3	
Cobalt	**0.0015J**	mg/L	0.0050	0.000098	1	12/05/24 17:00	12/09/24 20:39	7440-48-4	
Lead	ND	mg/L	0.0010	0.000076	1	12/05/24 17:00	12/09/24 20:39	7439-92-1	
Lithium	**0.0010J**	mg/L	0.030	0.00028	1	12/05/24 17:00	12/09/24 20:39	7439-93-2	
Molybdenum	**0.18**	mg/L	0.010	0.00035	1	12/05/24 17:00	12/09/24 20:39	7439-98-7	
Selenium	**0.00095J**	mg/L	0.0050	0.00092	1	12/05/24 17:00	12/09/24 20:39	7782-49-2	
Thallium	ND	mg/L	0.0010	0.00020	1	12/05/24 17:00	12/09/24 20:39	7440-28-0	
7470 Mercury	Analytical Method: EPA 7470A Preparation Method: EPA 7470A								
	Pace Analytical Services - Peachtree Corners, GA								
Mercury	ND	mg/L	0.00020	0.00013	1	12/12/24 16:00	12/13/24 09:46	7439-97-6	
2540C Total Dissolved Solids	Analytical Method: SM 2540C-2015								
	Pace Analytical Services - Peachtree Corners, GA								
Total Dissolved Solids	**470**	mg/L	25.0	25.0	1		12/09/24 11:55		
2320B Alkalinity	Analytical Method: SM 2320B-2011								
	Pace Analytical Services - Asheville								
Alkalinity,Bicarbonate (CaCO3)	**118**	mg/L	5.0	5.0	1		12/09/24 19:29		
Alkalinity,Carbonate (CaCO3)	ND	mg/L	5.0	5.0	1		12/09/24 19:29		
Alkalinity, Total as CaCO3	**118**	mg/L	5.0	5.0	1		12/09/24 19:29		
4500S2D Sulfide Water	Analytical Method: SM 4500-S2D-2011								
	Pace Analytical Services - Asheville								
Sulfide	ND	mg/L	0.10	0.022	1		12/07/24 04:01	18496-25-8	
300.0 IC Anions 28 Days	Analytical Method: EPA 300.0 Rev 2.1 1993								
	Pace Analytical Services - Asheville								
Chloride	**46.1**	mg/L	1.0	0.60	1		12/06/24 12:52	16887-00-6	

This report shall not be reproduced, except in full,
without the written consent of Pace Analytical Services, LLC.

Pace Analytical Services, LLC
9800 Kincey Ave. Suite 100
Huntersville, NC 28078
(704)875-9092

ANALYTICAL RESULTS

Project: Hammond AP-1
Pace Project No.: 92767477

Sample: HAM-PT-10 **Lab ID: 92767477004** Collected: 12/03/24 11:57 Received: 12/05/24 11:35 Matrix: Water

Parameters	Results	Units	Report Limit	MDL	DF	Prepared	Analyzed	CAS No.	Qual
300.0 IC Anions 28 Days	Analytical Method: EPA 300.0 Rev 2.1 1993 Pace Analytical Services - Asheville								
Fluoride	**0.27**	mg/L	0.10	0.050	1		12/06/24 12:52	16984-48-8	
Sulfate	**130**	mg/L	3.0	1.5	3		12/06/24 18:46	14808-79-8	

This report shall not be reproduced, except in full,
without the written consent of Pace Analytical Services, LLC.

Pace Analytical Services, LLC
9800 Kincey Ave. Suite 100
Huntersville, NC 28078
(704)875-9092

ANALYTICAL RESULTS

Project: Hammond AP-1
Pace Project No.: 92767477

Sample: HAM-PT-11 **Lab ID: 92767477005** Collected: 12/03/24 14:37 Received: 12/05/24 11:35 Matrix: Water

Parameters	Results	Units	Report Limit	MDL	DF	Prepared	Analyzed	CAS No.	Qual
6010D ATL ICP	Analytical Method: EPA 6010D Preparation Method: EPA 3010A								
	Pace Analytical Services - Peachtree Corners, GA								
Iron	**0.17**	mg/L	0.040	0.025	1	12/05/24 17:27	12/06/24 04:32	7439-89-6	
Manganese	**0.45**	mg/L	0.040	0.011	1	12/05/24 17:27	12/06/24 04:32	7439-96-5	
Potassium	**7.2**	mg/L	0.50	0.15	1	12/05/24 17:27	12/06/24 04:32	7440-09-7	
Sodium	**9.5**	mg/L	1.0	0.58	1	12/05/24 17:27	12/06/24 04:32	7440-23-5	
Calcium	**120**	mg/L	1.0	0.12	1	12/05/24 17:27	12/06/24 04:32	7440-70-2	
Magnesium	**16.9**	mg/L	0.050	0.012	1	12/05/24 17:27	12/06/24 04:32	7439-95-4	
6020 MET ICPMS	Analytical Method: EPA 6020B Preparation Method: EPA 3005A								
	Pace Analytical Services - Peachtree Corners, GA								
Antimony	ND	mg/L	0.0030	0.00038	1	12/05/24 17:00	12/09/24 20:43	7440-36-0	
Arsenic	ND	mg/L	0.0050	0.0016	1	12/05/24 17:00	12/09/24 20:43	7440-38-2	
Barium	**0.067**	mg/L	0.0050	0.00019	1	12/05/24 17:00	12/09/24 20:43	7440-39-3	
Beryllium	ND	mg/L	0.00050	0.000026	1	12/05/24 17:00	12/09/24 20:43	7440-41-7	
Boron	**1.6**	mg/L	0.050	0.014	1	12/05/24 17:00	12/10/24 16:59	7440-42-8	
Cadmium	**0.00015J**	mg/L	0.00050	0.000041	1	12/05/24 17:00	12/09/24 20:43	7440-43-9	
Chromium	**0.00045J**	mg/L	0.0050	0.00015	1	12/05/24 17:00	12/09/24 20:43	7440-47-3	
Cobalt	**0.0044J**	mg/L	0.0050	0.000098	1	12/05/24 17:00	12/09/24 20:43	7440-48-4	
Lead	ND	mg/L	0.0010	0.000076	1	12/05/24 17:00	12/09/24 20:43	7439-92-1	
Lithium	**0.0027J**	mg/L	0.030	0.00028	1	12/05/24 17:00	12/09/24 20:43	7439-93-2	
Molybdenum	**0.12**	mg/L	0.010	0.00035	1	12/05/24 17:00	12/09/24 20:43	7439-98-7	
Selenium	**0.00092J**	mg/L	0.0050	0.00092	1	12/05/24 17:00	12/09/24 20:43	7782-49-2	
Thallium	ND	mg/L	0.0010	0.00020	1	12/05/24 17:00	12/09/24 20:43	7440-28-0	
7470 Mercury	Analytical Method: EPA 7470A Preparation Method: EPA 7470A								
	Pace Analytical Services - Peachtree Corners, GA								
Mercury	ND	mg/L	0.00020	0.00013	1	12/12/24 16:00	12/13/24 09:53	7439-97-6	
2540C Total Dissolved Solids	Analytical Method: SM 2540C-2015								
	Pace Analytical Services - Peachtree Corners, GA								
Total Dissolved Solids	**486**	mg/L	25.0	25.0	1		12/09/24 11:55		
2320B Alkalinity	Analytical Method: SM 2320B-2011								
	Pace Analytical Services - Asheville								
Alkalinity,Bicarbonate (CaCO3)	**122**	mg/L	5.0	5.0	1		12/09/24 19:38		
Alkalinity,Carbonate (CaCO3)	ND	mg/L	5.0	5.0	1		12/09/24 19:38		
Alkalinity, Total as CaCO3	**122**	mg/L	5.0	5.0	1		12/09/24 19:38		
4500S2D Sulfide Water	Analytical Method: SM 4500-S2D-2011								
	Pace Analytical Services - Asheville								
Sulfide	ND	mg/L	0.10	0.022	1		12/07/24 04:01	18496-25-8	
300.0 IC Anions 28 Days	Analytical Method: EPA 300.0 Rev 2.1 1993								
	Pace Analytical Services - Asheville								
Chloride	**44.0**	mg/L	1.0	0.60	1		12/06/24 13:07	16887-00-6	

This report shall not be reproduced, except in full,
without the written consent of Pace Analytical Services, LLC.

Pace Analytical Services, LLC
9800 Kincey Ave. Suite 100
Huntersville, NC 28078
(704)875-9092

ANALYTICAL RESULTS

Project: Hammond AP-1
Pace Project No.: 92767477

Sample: HAM-PT-11 **Lab ID: 92767477005** Collected: 12/03/24 14:37 Received: 12/05/24 11:35 Matrix: Water

Parameters	Results	Units	Report Limit	MDL	DF	Prepared	Analyzed	CAS No.	Qual
300.0 IC Anions 28 Days	Analytical Method: EPA 300.0 Rev 2.1 1993 Pace Analytical Services - Asheville								
Fluoride	**0.31**	mg/L	0.10	0.050	1		12/06/24 13:07	16984-48-8	
Sulfate	**139**	mg/L	3.0	1.5	3		12/06/24 19:01	14808-79-8	

This report shall not be reproduced, except in full,
without the written consent of Pace Analytical Services, LLC.

Pace Analytical Services, LLC
9800 Kincey Ave. Suite 100
Huntersville, NC 28078
(704)875-9092

ANALYTICAL RESULTS

Project: Hammond AP-1
Pace Project No.: 92767477

Sample: HAM-PT-12 **Lab ID: 92767477006** Collected: 12/03/24 13:57 Received: 12/05/24 11:35 Matrix: Water

Parameters	Results	Units	Report Limit	MDL	DF	Prepared	Analyzed	CAS No.	Qual
6010D ATL ICP	Analytical Method: EPA 6010D Preparation Method: EPA 3010A								
	Pace Analytical Services - Peachtree Corners, GA								
Iron	**0.33**	mg/L	0.040	0.025	1	12/05/24 17:27	12/06/24 04:37	7439-89-6	
Manganese	**0.86**	mg/L	0.040	0.011	1	12/05/24 17:27	12/06/24 04:37	7439-96-5	
Potassium	**6.1**	mg/L	0.50	0.15	1	12/05/24 17:27	12/06/24 04:37	7440-09-7	
Sodium	**10.9**	mg/L	1.0	0.58	1	12/05/24 17:27	12/06/24 04:37	7440-23-5	
Calcium	**105**	mg/L	1.0	0.12	1	12/05/24 17:27	12/06/24 04:37	7440-70-2	
Magnesium	**28.7**	mg/L	0.050	0.012	1	12/05/24 17:27	12/06/24 04:37	7439-95-4	
6020 MET ICPMS	Analytical Method: EPA 6020B Preparation Method: EPA 3005A								
	Pace Analytical Services - Peachtree Corners, GA								
Antimony	ND	mg/L	0.0030	0.00038	1	12/05/24 17:00	12/09/24 20:47	7440-36-0	
Arsenic	**0.0027J**	mg/L	0.0050	0.0016	1	12/05/24 17:00	12/09/24 20:47	7440-38-2	
Barium	**0.062**	mg/L	0.0050	0.00019	1	12/05/24 17:00	12/09/24 20:47	7440-39-3	
Beryllium	**0.000057J**	mg/L	0.00050	0.000026	1	12/05/24 17:00	12/09/24 20:47	7440-41-7	
Boron	**1.6**	mg/L	0.050	0.014	1	12/05/24 17:00	12/10/24 17:03	7440-42-8	
Cadmium	**0.00028J**	mg/L	0.00050	0.000041	1	12/05/24 17:00	12/09/24 20:47	7440-43-9	
Chromium	**0.00067J**	mg/L	0.0050	0.00015	1	12/05/24 17:00	12/09/24 20:47	7440-47-3	
Cobalt	**0.0035J**	mg/L	0.0050	0.000098	1	12/05/24 17:00	12/09/24 20:47	7440-48-4	
Lead	**0.000093J**	mg/L	0.0010	0.000076	1	12/05/24 17:00	12/09/24 20:47	7439-92-1	
Lithium	**0.0023J**	mg/L	0.030	0.00028	1	12/05/24 17:00	12/09/24 20:47	7439-93-2	
Molybdenum	**0.16**	mg/L	0.010	0.00035	1	12/05/24 17:00	12/09/24 20:47	7439-98-7	
Selenium	ND	mg/L	0.0050	0.00092	1	12/05/24 17:00	12/09/24 20:47	7782-49-2	
Thallium	ND	mg/L	0.0010	0.00020	1	12/05/24 17:00	12/09/24 20:47	7440-28-0	
7470 Mercury	Analytical Method: EPA 7470A Preparation Method: EPA 7470A								
	Pace Analytical Services - Peachtree Corners, GA								
Mercury	ND	mg/L	0.00020	0.00013	1	12/12/24 16:00	12/13/24 09:56	7439-97-6	
2540C Total Dissolved Solids	Analytical Method: SM 2540C-2015								
	Pace Analytical Services - Peachtree Corners, GA								
Total Dissolved Solids	**526**	mg/L	25.0	25.0	1		12/09/24 11:55		
2320B Alkalinity	Analytical Method: SM 2320B-2011								
	Pace Analytical Services - Asheville								
Alkalinity,Bicarbonate (CaCO3)	**116**	mg/L	5.0	5.0	1		12/09/24 19:47		
Alkalinity,Carbonate (CaCO3)	ND	mg/L	5.0	5.0	1		12/09/24 19:47		
Alkalinity, Total as CaCO3	**116**	mg/L	5.0	5.0	1		12/09/24 19:47		
4500S2D Sulfide Water	Analytical Method: SM 4500-S2D-2011								
	Pace Analytical Services - Asheville								
Sulfide	ND	mg/L	0.10	0.022	1		12/07/24 04:02	18496-25-8	
300.0 IC Anions 28 Days	Analytical Method: EPA 300.0 Rev 2.1 1993								
	Pace Analytical Services - Asheville								
Chloride	**44.2**	mg/L	1.0	0.60	1		12/06/24 13:22	16887-00-6	

This report shall not be reproduced, except in full,
without the written consent of Pace Analytical Services, LLC.

Pace Analytical Services, LLC
9800 Kincey Ave. Suite 100
Huntersville, NC 28078
(704)875-9092

ANALYTICAL RESULTS

Project: Hammond AP-1
Pace Project No.: 92767477

Sample: HAM-PT-12 **Lab ID: 92767477006** Collected: 12/03/24 13:57 Received: 12/05/24 11:35 Matrix: Water

Parameters	Results	Units	Report Limit	MDL	DF	Prepared	Analyzed	CAS No.	Qual
300.0 IC Anions 28 Days	Analytical Method: EPA 300.0 Rev 2.1 1993 Pace Analytical Services - Asheville								
Fluoride	**0.30**	mg/L	0.10	0.050	1		12/06/24 13:22	16984-48-8	
Sulfate	**179**	mg/L	4.0	2.0	4		12/06/24 19:15	14808-79-8	

This report shall not be reproduced, except in full,
without the written consent of Pace Analytical Services, LLC.

Pace Analytical Services, LLC
9800 Kincey Ave. Suite 100
Huntersville, NC 28078
(704)875-9092

ANALYTICAL RESULTS

Project: Hammond AP-1
Pace Project No.: 92767477

Sample: HAM-PT-13 **Lab ID: 92767477007** Collected: 12/02/24 13:17 Received: 12/05/24 11:35 Matrix: Water

Parameters	Results	Units	Report Limit	MDL	DF	Prepared	Analyzed	CAS No.	Qual
6010D ATL ICP	Analytical Method: EPA 6010D Preparation Method: EPA 3010A								
	Pace Analytical Services - Peachtree Corners, GA								
Iron	**9.5**	mg/L	0.040	0.025	1	12/05/24 17:27	12/06/24 04:41	7439-89-6	
Manganese	**3.0**	mg/L	0.040	0.011	1	12/05/24 17:27	12/06/24 04:41	7439-96-5	
Potassium	**6.1**	mg/L	0.50	0.15	1	12/05/24 17:27	12/06/24 04:41	7440-09-7	
Sodium	**10.1**	mg/L	1.0	0.58	1	12/05/24 17:27	12/06/24 04:41	7440-23-5	
Calcium	**129**	mg/L	1.0	0.12	1	12/05/24 17:27	12/06/24 04:41	7440-70-2	
Magnesium	**17.8**	mg/L	0.050	0.012	1	12/05/24 17:27	12/06/24 04:41	7439-95-4	
6020 MET ICPMS	Analytical Method: EPA 6020B Preparation Method: EPA 3005A								
	Pace Analytical Services - Peachtree Corners, GA								
Antimony	ND	mg/L	0.0030	0.00038	1	12/05/24 17:00	12/09/24 20:51	7440-36-0	
Arsenic	**0.19**	mg/L	0.0050	0.0016	1	12/05/24 17:00	12/09/24 20:51	7440-38-2	
Barium	**0.047**	mg/L	0.0050	0.00019	1	12/05/24 17:00	12/09/24 20:51	7440-39-3	
Beryllium	**0.000082J**	mg/L	0.00050	0.000026	1	12/05/24 17:00	12/09/24 20:51	7440-41-7	
Boron	**0.70**	mg/L	0.050	0.014	1	12/05/24 17:00	12/10/24 17:36	7440-42-8	
Cadmium	**0.000054J**	mg/L	0.00050	0.000041	1	12/05/24 17:00	12/09/24 20:51	7440-43-9	
Chromium	**0.00039J**	mg/L	0.0050	0.00015	1	12/05/24 17:00	12/09/24 20:51	7440-47-3	
Cobalt	**0.023**	mg/L	0.0050	0.000098	1	12/05/24 17:00	12/09/24 20:51	7440-48-4	
Lead	**0.00011J**	mg/L	0.0010	0.000076	1	12/05/24 17:00	12/09/24 20:51	7439-92-1	
Lithium	**0.058**	mg/L	0.030	0.00028	1	12/05/24 17:00	12/09/24 20:51	7439-93-2	
Molybdenum	**0.0085J**	mg/L	0.010	0.00035	1	12/05/24 17:00	12/09/24 20:51	7439-98-7	
Selenium	**0.0011J**	mg/L	0.0050	0.00092	1	12/05/24 17:00	12/09/24 20:51	7782-49-2	
Thallium	**0.00023J**	mg/L	0.0010	0.00020	1	12/05/24 17:00	12/09/24 20:51	7440-28-0	
7470 Mercury	Analytical Method: EPA 7470A Preparation Method: EPA 7470A								
	Pace Analytical Services - Peachtree Corners, GA								
Mercury	ND	mg/L	0.00020	0.00013	1	12/12/24 16:00	12/13/24 09:58	7439-97-6	
2540C Total Dissolved Solids	Analytical Method: SM 2540C-2015								
	Pace Analytical Services - Peachtree Corners, GA								
Total Dissolved Solids	**528**	mg/L	25.0	25.0	1		12/06/24 12:08		
2320B Alkalinity	Analytical Method: SM 2320B-2011								
	Pace Analytical Services - Asheville								
Alkalinity,Bicarbonate (CaCO3)	**145**	mg/L	5.0	5.0	1		12/09/24 17:58		
Alkalinity,Carbonate (CaCO3)	ND	mg/L	5.0	5.0	1		12/09/24 17:58		
Alkalinity, Total as CaCO3	**145**	mg/L	5.0	5.0	1		12/09/24 17:58		
4500S2D Sulfide Water	Analytical Method: SM 4500-S2D-2011								
	Pace Analytical Services - Asheville								
Sulfide	ND	mg/L	0.10	0.022	1		12/07/24 03:56	18496-25-8	
300.0 IC Anions 28 Days	Analytical Method: EPA 300.0 Rev 2.1 1993								
	Pace Analytical Services - Asheville								
Chloride	**18.6**	mg/L	1.0	0.60	1		12/06/24 13:37	16887-00-6	

This report shall not be reproduced, except in full,
without the written consent of Pace Analytical Services, LLC.

Pace Analytical Services, LLC
9800 Kincey Ave. Suite 100
Huntersville, NC 28078
(704)875-9092

ANALYTICAL RESULTS

Project: Hammond AP-1
Pace Project No.: 92767477

Sample: HAM-PT-13 **Lab ID: 92767477007** Collected: 12/02/24 13:17 Received: 12/05/24 11:35 Matrix: Water

Parameters	Results	Units	Report Limit	MDL	DF	Prepared	Analyzed	CAS No.	Qual
300.0 IC Anions 28 Days	Analytical Method: EPA 300.0 Rev 2.1 1993 Pace Analytical Services - Asheville								
Fluoride	**0.37**	mg/L	0.10	0.050	1		12/06/24 13:37	16984-48-8	
Sulfate	**200**	mg/L	4.0	2.0	4		12/06/24 19:30	14808-79-8	

This report shall not be reproduced, except in full,
without the written consent of Pace Analytical Services, LLC.

Pace Analytical Services, LLC
9800 Kincey Ave. Suite 100
Huntersville, NC 28078
(704)875-9092

ANALYTICAL RESULTS

Project: Hammond AP-1
Pace Project No.: 92767477

Sample: HAM-PT-14 **Lab ID: 92767477008** Collected: 12/02/24 14:35 Received: 12/05/24 11:35 Matrix: Water

Parameters	Results	Units	Report Limit	MDL	DF	Prepared	Analyzed	CAS No.	Qual
6010D ATL ICP	Analytical Method: EPA 6010D Preparation Method: EPA 3010A								
	Pace Analytical Services - Peachtree Corners, GA								
Iron	**14.2**	mg/L	0.040	0.025	1	12/05/24 17:27	12/06/24 16:54	7439-89-6	
Manganese	**2.9**	mg/L	0.040	0.011	1	12/05/24 17:27	12/06/24 16:54	7439-96-5	
Potassium	**6.1**	mg/L	0.50	0.15	1	12/05/24 17:27	12/06/24 16:54	7440-09-7	
Sodium	**8.0**	mg/L	1.0	0.58	1	12/05/24 17:27	12/06/24 16:54	7440-23-5	
Calcium	**137**	mg/L	1.0	0.12	1	12/05/24 17:27	12/06/24 16:54	7440-70-2	
Magnesium	**18.9**	mg/L	0.050	0.012	1	12/05/24 17:27	12/06/24 16:54	7439-95-4	
6020 MET ICPMS	Analytical Method: EPA 6020B Preparation Method: EPA 3005A								
	Pace Analytical Services - Peachtree Corners, GA								
Antimony	ND	mg/L	0.0030	0.00038	1	12/05/24 17:00	12/09/24 20:55	7440-36-0	
Arsenic	**0.27**	mg/L	0.0050	0.0016	1	12/05/24 17:00	12/09/24 20:55	7440-38-2	
Barium	**0.043**	mg/L	0.0050	0.00019	1	12/05/24 17:00	12/09/24 20:55	7440-39-3	
Beryllium	**0.000056J**	mg/L	0.00050	0.000026	1	12/05/24 17:00	12/09/24 20:55	7440-41-7	
Boron	**0.74**	mg/L	0.050	0.014	1	12/05/24 17:00	12/10/24 17:40	7440-42-8	
Cadmium	ND	mg/L	0.00050	0.000041	1	12/05/24 17:00	12/09/24 20:55	7440-43-9	
Chromium	**0.00036J**	mg/L	0.0050	0.00015	1	12/05/24 17:00	12/09/24 20:55	7440-47-3	
Cobalt	**0.024**	mg/L	0.0050	0.000098	1	12/05/24 17:00	12/09/24 20:55	7440-48-4	
Lead	**0.00015J**	mg/L	0.0010	0.000076	1	12/05/24 17:00	12/09/24 20:55	7439-92-1	
Lithium	**0.054**	mg/L	0.030	0.00028	1	12/05/24 17:00	12/09/24 20:55	7439-93-2	
Molybdenum	**0.016**	mg/L	0.010	0.00035	1	12/05/24 17:00	12/09/24 20:55	7439-98-7	
Selenium	**0.0010J**	mg/L	0.0050	0.00092	1	12/05/24 17:00	12/09/24 20:55	7782-49-2	
Thallium	ND	mg/L	0.0010	0.00020	1	12/05/24 17:00	12/09/24 20:55	7440-28-0	
7470 Mercury	Analytical Method: EPA 7470A Preparation Method: EPA 7470A								
	Pace Analytical Services - Peachtree Corners, GA								
Mercury	ND	mg/L	0.00020	0.00013	1	12/12/24 16:00	12/13/24 10:01	7439-97-6	
2540C Total Dissolved Solids	Analytical Method: SM 2540C-2015								
	Pace Analytical Services - Peachtree Corners, GA								
Total Dissolved Solids	**560**	mg/L	25.0	25.0	1		12/06/24 12:09		
2320B Alkalinity	Analytical Method: SM 2320B-2011								
	Pace Analytical Services - Asheville								
Alkalinity,Bicarbonate (CaCO3)	**149**	mg/L	5.0	5.0	1		12/09/24 18:08		
Alkalinity,Carbonate (CaCO3)	ND	mg/L	5.0	5.0	1		12/09/24 18:08		
Alkalinity, Total as CaCO3	**149**	mg/L	5.0	5.0	1		12/09/24 18:08		
4500S2D Sulfide Water	Analytical Method: SM 4500-S2D-2011								
	Pace Analytical Services - Asheville								
Sulfide	ND	mg/L	0.10	0.022	1		12/07/24 03:56	18496-25-8	
300.0 IC Anions 28 Days	Analytical Method: EPA 300.0 Rev 2.1 1993								
	Pace Analytical Services - Asheville								
Chloride	**17.8**	mg/L	1.0	0.60	1		12/06/24 19:26	16887-00-6	

This report shall not be reproduced, except in full,
without the written consent of Pace Analytical Services, LLC.

Pace Analytical Services, LLC
9800 Kincey Ave. Suite 100
Huntersville, NC 28078
(704)875-9092

ANALYTICAL RESULTS

Project: Hammond AP-1
Pace Project No.: 92767477

Sample: HAM-PT-14 **Lab ID: 92767477008** Collected: 12/02/24 14:35 Received: 12/05/24 11:35 Matrix: Water

Parameters	Results	Units	Report Limit	MDL	DF	Prepared	Analyzed	CAS No.	Qual
300.0 IC Anions 28 Days	Analytical Method: EPA 300.0 Rev 2.1 1993 Pace Analytical Services - Asheville								
Fluoride	**0.31**	mg/L	0.10	0.050	1		12/06/24 19:26	16984-48-8	
Sulfate	**184**	mg/L	5.0	2.5	5		12/06/24 20:44	14808-79-8	

This report shall not be reproduced, except in full,
without the written consent of Pace Analytical Services, LLC.

Pace Analytical Services, LLC
9800 Kincey Ave. Suite 100
Huntersville, NC 28078
(704)875-9092

ANALYTICAL RESULTS

Project: Hammond AP-1
Pace Project No.: 92767477

Sample: HAM-PT-15 **Lab ID: 92767477009** Collected: 12/02/24 16:25 Received: 12/05/24 11:35 Matrix: Water

Parameters	Results	Units	Report Limit	MDL	DF	Prepared	Analyzed	CAS No.	Qual
6010D ATL ICP	Analytical Method: EPA 6010D Preparation Method: EPA 3010A								
	Pace Analytical Services - Peachtree Corners, GA								
Iron	**0.38**	mg/L	0.040	0.025	1	12/05/24 17:27	12/06/24 04:51	7439-89-6	
Manganese	**2.4**	mg/L	0.040	0.011	1	12/05/24 17:27	12/06/24 04:51	7439-96-5	
Potassium	**6.1**	mg/L	0.50	0.15	1	12/05/24 17:27	12/06/24 04:51	7440-09-7	
Sodium	**9.3**	mg/L	1.0	0.58	1	12/05/24 17:27	12/06/24 04:51	7440-23-5	
Calcium	**129**	mg/L	1.0	0.12	1	12/05/24 17:27	12/06/24 04:51	7440-70-2	
Magnesium	**14.6**	mg/L	0.050	0.012	1	12/05/24 17:27	12/06/24 04:51	7439-95-4	
6020 MET ICPMS	Analytical Method: EPA 6020B Preparation Method: EPA 3005A								
	Pace Analytical Services - Peachtree Corners, GA								
Antimony	**0.00063J**	mg/L	0.0030	0.00038	1	12/05/24 17:00	12/09/24 20:59	7440-36-0	
Arsenic	**0.024**	mg/L	0.0050	0.0016	1	12/05/24 17:00	12/09/24 20:59	7440-38-2	
Barium	**0.051**	mg/L	0.0050	0.00019	1	12/05/24 17:00	12/09/24 20:59	7440-39-3	
Beryllium	**0.000062J**	mg/L	0.00050	0.000026	1	12/05/24 17:00	12/09/24 20:59	7440-41-7	
Boron	**0.86**	mg/L	0.050	0.014	1	12/05/24 17:00	12/10/24 17:44	7440-42-8	
Cadmium	**0.00025J**	mg/L	0.00050	0.000041	1	12/05/24 17:00	12/09/24 20:59	7440-43-9	
Chromium	**0.00026J**	mg/L	0.0050	0.00015	1	12/05/24 17:00	12/09/24 20:59	7440-47-3	
Cobalt	**0.025**	mg/L	0.0050	0.000098	1	12/05/24 17:00	12/09/24 20:59	7440-48-4	
Lead	ND	mg/L	0.0010	0.000076	1	12/05/24 17:00	12/09/24 20:59	7439-92-1	
Lithium	**0.041**	mg/L	0.030	0.00028	1	12/05/24 17:00	12/09/24 20:59	7439-93-2	
Molybdenum	**0.015**	mg/L	0.010	0.00035	1	12/05/24 17:00	12/09/24 20:59	7439-98-7	
Selenium	**0.0017J**	mg/L	0.0050	0.00092	1	12/05/24 17:00	12/09/24 20:59	7782-49-2	
Thallium	**0.00044J**	mg/L	0.0010	0.00020	1	12/05/24 17:00	12/09/24 20:59	7440-28-0	
7470 Mercury	Analytical Method: EPA 7470A Preparation Method: EPA 7470A								
	Pace Analytical Services - Peachtree Corners, GA								
Mercury	ND	mg/L	0.00020	0.00013	1	12/12/24 16:00	12/13/24 10:04	7439-97-6	
2540C Total Dissolved Solids	Analytical Method: SM 2540C-2015								
	Pace Analytical Services - Peachtree Corners, GA								
Total Dissolved Solids	**497**	mg/L	25.0	25.0	1		12/06/24 12:09		
2320B Alkalinity	Analytical Method: SM 2320B-2011								
	Pace Analytical Services - Asheville								
Alkalinity,Bicarbonate (CaCO3)	**141**	mg/L	5.0	5.0	1		12/09/24 18:18		
Alkalinity,Carbonate (CaCO3)	ND	mg/L	5.0	5.0	1		12/09/24 18:18		
Alkalinity, Total as CaCO3	**141**	mg/L	5.0	5.0	1		12/09/24 18:18		
4500S2D Sulfide Water	Analytical Method: SM 4500-S2D-2011								
	Pace Analytical Services - Asheville								
Sulfide	ND	mg/L	0.10	0.022	1		12/07/24 03:57	18496-25-8	
300.0 IC Anions 28 Days	Analytical Method: EPA 300.0 Rev 2.1 1993								
	Pace Analytical Services - Asheville								
Chloride	**17.4**	mg/L	1.0	0.60	1		12/06/24 19:42	16887-00-6	

REPORT OF LABORATORY ANALYSIS

This report shall not be reproduced, except in full,
without the written consent of Pace Analytical Services, LLC.

Pace Analytical Services, LLC
9800 Kincey Ave. Suite 100
Huntersville, NC 28078
(704)875-9092

ANALYTICAL RESULTS

Project: Hammond AP-1
Pace Project No.: 92767477

Sample: HAM-PT-15 **Lab ID: 92767477009** Collected: 12/02/24 16:25 Received: 12/05/24 11:35 Matrix: Water

Parameters	Results	Units	Report Limit	MDL	DF	Prepared	Analyzed	CAS No.	Qual
300.0 IC Anions 28 Days	Analytical Method: EPA 300.0 Rev 2.1 1993 Pace Analytical Services - Asheville								
Fluoride	**0.37**	mg/L	0.10	0.050	1		12/06/24 19:42	16984-48-8	
Sulfate	**175**	mg/L	4.0	2.0	4		12/06/24 21:31	14808-79-8	

This report shall not be reproduced, except in full,
without the written consent of Pace Analytical Services, LLC.

Pace Analytical Services, LLC
9800 Kincey Ave. Suite 100
Huntersville, NC 28078
(704)875-9092

ANALYTICAL RESULTS

Project: Hammond AP-1
Pace Project No.: 92767477

Sample: HAM-AP1-EB-01 **Lab ID: 92767477010** Collected: 12/03/24 15:50 Received: 12/05/24 11:35 Matrix: Water

Parameters	Results	Units	Report Limit	MDL	DF	Prepared	Analyzed	CAS No.	Qual
6010D ATL ICP	Analytical Method: EPA 6010D Preparation Method: EPA 3010A								
	Pace Analytical Services - Peachtree Corners, GA								
Iron	**0.037J**	mg/L	0.040	0.025	1	12/05/24 17:27	12/06/24 05:01	7439-89-6	
Manganese	ND	mg/L	0.040	0.011	1	12/05/24 17:27	12/06/24 05:01	7439-96-5	
Potassium	ND	mg/L	0.50	0.15	1	12/05/24 17:27	12/06/24 05:01	7440-09-7	
Sodium	**1.1**	mg/L	1.0	0.58	1	12/05/24 17:27	12/06/24 05:01	7440-23-5	
Calcium	**0.62J**	mg/L	1.0	0.12	1	12/05/24 17:27	12/06/24 05:01	7440-70-2	
Magnesium	**0.14**	mg/L	0.050	0.012	1	12/05/24 17:27	12/06/24 05:01	7439-95-4	
6020 MET ICPMS	Analytical Method: EPA 6020B Preparation Method: EPA 3005A								
	Pace Analytical Services - Peachtree Corners, GA								
Antimony	ND	mg/L	0.0030	0.00038	1	12/05/24 17:00	12/09/24 21:07	7440-36-0	
Arsenic	ND	mg/L	0.0050	0.0016	1	12/05/24 17:00	12/09/24 21:07	7440-38-2	
Barium	**0.0037J**	mg/L	0.0050	0.00019	1	12/05/24 17:00	12/10/24 16:14	7440-39-3	
Beryllium	ND	mg/L	0.00050	0.000026	1	12/05/24 17:00	12/09/24 21:07	7440-41-7	
Boron	ND	mg/L	0.050	0.014	1	12/05/24 17:00	12/10/24 16:14	7440-42-8	
Cadmium	ND	mg/L	0.00050	0.000041	1	12/05/24 17:00	12/09/24 21:07	7440-43-9	
Chromium	**0.00078J**	mg/L	0.0050	0.00015	1	12/05/24 17:00	12/09/24 21:07	7440-47-3	
Cobalt	ND	mg/L	0.0050	0.000098	1	12/05/24 17:00	12/09/24 21:07	7440-48-4	
Lead	**0.00047J**	mg/L	0.0010	0.000076	1	12/05/24 17:00	12/09/24 21:07	7439-92-1	
Lithium	ND	mg/L	0.030	0.00028	1	12/05/24 17:00	12/09/24 21:07	7439-93-2	
Molybdenum	ND	mg/L	0.010	0.00035	1	12/05/24 17:00	12/09/24 21:07	7439-98-7	
Selenium	ND	mg/L	0.0050	0.00092	1	12/05/24 17:00	12/09/24 21:07	7782-49-2	
Thallium	ND	mg/L	0.0010	0.00020	1	12/05/24 17:00	12/09/24 21:07	7440-28-0	
7470 Mercury	Analytical Method: EPA 7470A Preparation Method: EPA 7470A								
	Pace Analytical Services - Peachtree Corners, GA								
Mercury	ND	mg/L	0.00020	0.00013	1	12/12/24 16:00	12/13/24 10:06	7439-97-6	
2540C Total Dissolved Solids	Analytical Method: SM 2540C-2015								
	Pace Analytical Services - Peachtree Corners, GA								
Total Dissolved Solids	**40.0**	mg/L	25.0	25.0	1		12/09/24 11:56		
2320B Alkalinity	Analytical Method: SM 2320B-2011								
	Pace Analytical Services - Asheville								
Alkalinity,Bicarbonate (CaCO3)	ND	mg/L	5.0	5.0	1		12/09/24 19:55		
Alkalinity,Carbonate (CaCO3)	ND	mg/L	5.0	5.0	1		12/09/24 19:55		
Alkalinity, Total as CaCO3	ND	mg/L	5.0	5.0	1		12/09/24 19:55		
4500S2D Sulfide Water	Analytical Method: SM 4500-S2D-2011								
	Pace Analytical Services - Asheville								
Sulfide	ND	mg/L	0.10	0.022	1		12/07/24 04:03	18496-25-8	
300.0 IC Anions 28 Days	Analytical Method: EPA 300.0 Rev 2.1 1993								
	Pace Analytical Services - Asheville								
Chloride	ND	mg/L	1.0	0.60	1		12/06/24 12:34	16887-00-6	

This report shall not be reproduced, except in full,
without the written consent of Pace Analytical Services, LLC.

Pace Analytical Services, LLC
9800 Kincey Ave. Suite 100
Huntersville, NC 28078
(704)875-9092

ANALYTICAL RESULTS

Project: Hammond AP-1
Pace Project No.: 92767477

Sample: HAM-AP1-EB-01 **Lab ID: 92767477010** Collected: 12/03/24 15:50 Received: 12/05/24 11:35 Matrix: Water

Parameters	Results	Units	Report Limit	MDL	DF	Prepared	Analyzed	CAS No.	Qual
300.0 IC Anions 28 Days	Analytical Method: EPA 300.0 Rev 2.1 1993 Pace Analytical Services - Asheville								
Fluoride	ND	mg/L	0.10	0.050	1		12/06/24 12:34	16984-48-8	
Sulfate	ND	mg/L	1.0	0.50	1		12/06/24 12:34	14808-79-8	

This report shall not be reproduced, except in full,
without the written consent of Pace Analytical Services, LLC.

Pace Analytical Services, LLC
9800 Kincey Ave. Suite 100
Huntersville, NC 28078
(704)875-9092

ANALYTICAL RESULTS

Project: Hammond AP-1
Pace Project No.: 92767477

Sample: HAM-AP1-FB-01 **Lab ID: 92767477011** Collected: 12/03/24 15:45 Received: 12/05/24 11:35 Matrix: Water

Parameters	Results	Units	Report Limit	MDL	DF	Prepared	Analyzed	CAS No.	Qual
6010D ATL ICP	Analytical Method: EPA 6010D Preparation Method: EPA 3010A								
	Pace Analytical Services - Peachtree Corners, GA								
Iron	ND	mg/L	0.040	0.025	1	12/05/24 17:27	12/06/24 05:06	7439-89-6	
Manganese	ND	mg/L	0.040	0.011	1	12/05/24 17:27	12/06/24 05:06	7439-96-5	
Potassium	ND	mg/L	0.50	0.15	1	12/05/24 17:27	12/06/24 05:06	7440-09-7	
Sodium	ND	mg/L	1.0	0.58	1	12/05/24 17:27	12/06/24 05:06	7440-23-5	
Calcium	**0.18J**	mg/L	1.0	0.12	1	12/05/24 17:27	12/06/24 05:06	7440-70-2	
Magnesium	**0.027J**	mg/L	0.050	0.012	1	12/05/24 17:27	12/06/24 05:06	7439-95-4	
6020 MET ICPMS	Analytical Method: EPA 6020B Preparation Method: EPA 3005A								
	Pace Analytical Services - Peachtree Corners, GA								
Antimony	ND	mg/L	0.0030	0.00038	1	12/05/24 17:00	12/09/24 21:19	7440-36-0	
Arsenic	ND	mg/L	0.0050	0.0016	1	12/05/24 17:00	12/09/24 21:19	7440-38-2	
Barium	**0.00084J**	mg/L	0.0050	0.00019	1	12/05/24 17:00	12/09/24 21:19	7440-39-3	
Beryllium	ND	mg/L	0.00050	0.000026	1	12/05/24 17:00	12/09/24 21:19	7440-41-7	
Boron	**0.018J**	mg/L	0.050	0.014	1	12/05/24 17:00	12/09/24 21:19	7440-42-8	
Cadmium	ND	mg/L	0.00050	0.000041	1	12/05/24 17:00	12/09/24 21:19	7440-43-9	
Chromium	**0.00033J**	mg/L	0.0050	0.00015	1	12/05/24 17:00	12/09/24 21:19	7440-47-3	
Cobalt	ND	mg/L	0.0050	0.000098	1	12/05/24 17:00	12/09/24 21:19	7440-48-4	
Lead	**0.00010J**	mg/L	0.0010	0.000076	1	12/05/24 17:00	12/09/24 21:19	7439-92-1	
Lithium	ND	mg/L	0.030	0.00028	1	12/05/24 17:00	12/09/24 21:19	7439-93-2	
Molybdenum	ND	mg/L	0.010	0.00035	1	12/05/24 17:00	12/09/24 21:19	7439-98-7	
Selenium	ND	mg/L	0.0050	0.00092	1	12/05/24 17:00	12/09/24 21:19	7782-49-2	
Thallium	ND	mg/L	0.0010	0.00020	1	12/05/24 17:00	12/09/24 21:19	7440-28-0	
7470 Mercury	Analytical Method: EPA 7470A Preparation Method: EPA 7470A								
	Pace Analytical Services - Peachtree Corners, GA								
Mercury	ND	mg/L	0.00020	0.00013	1	12/12/24 16:00	12/13/24 10:09	7439-97-6	
2540C Total Dissolved Solids	Analytical Method: SM 2540C-2015								
	Pace Analytical Services - Peachtree Corners, GA								
Total Dissolved Solids	ND	mg/L	25.0	25.0	1		12/09/24 11:56		
2320B Alkalinity	Analytical Method: SM 2320B-2011								
	Pace Analytical Services - Asheville								
Alkalinity,Bicarbonate (CaCO3)	ND	mg/L	5.0	5.0	1		12/09/24 20:00		
Alkalinity,Carbonate (CaCO3)	ND	mg/L	5.0	5.0	1		12/09/24 20:00		
Alkalinity, Total as CaCO3	ND	mg/L	5.0	5.0	1		12/09/24 20:00		
4500S2D Sulfide Water	Analytical Method: SM 4500-S2D-2011								
	Pace Analytical Services - Asheville								
Sulfide	ND	mg/L	0.10	0.022	1		12/07/24 04:03	18496-25-8	
300.0 IC Anions 28 Days	Analytical Method: EPA 300.0 Rev 2.1 1993								
	Pace Analytical Services - Asheville								
Chloride	ND	mg/L	1.0	0.60	1		12/06/24 12:50	16887-00-6	

This report shall not be reproduced, except in full,
without the written consent of Pace Analytical Services, LLC.

Pace Analytical Services, LLC
9800 Kincey Ave. Suite 100
Huntersville, NC 28078
(704)875-9092

ANALYTICAL RESULTS

Project: Hammond AP-1
Pace Project No.: 92767477

Sample: HAM-AP1-FB-01 **Lab ID: 92767477011** Collected: 12/03/24 15:45 Received: 12/05/24 11:35 Matrix: Water

Parameters	Results	Units	Report Limit	MDL	DF	Prepared	Analyzed	CAS No.	Qual
300.0 IC Anions 28 Days	Analytical Method: EPA 300.0 Rev 2.1 1993 Pace Analytical Services - Asheville								
Fluoride	ND	mg/L	0.10	0.050	1		12/06/24 12:50	16984-48-8	
Sulfate	ND	mg/L	1.0	0.50	1		12/06/24 12:50	14808-79-8	

This report shall not be reproduced, except in full,
without the written consent of Pace Analytical Services, LLC.

Pace Analytical Services, LLC
9800 Kincey Ave. Suite 100
Huntersville, NC 28078
(704)875-9092

ANALYTICAL RESULTS

Project: Hammond AP-1
Pace Project No.: 92767477

Sample: HAM-AP1-FD-01 **Lab ID: 92767477012** Collected: 12/03/24 00:00 Received: 12/05/24 11:35 Matrix: Water

Parameters	Results	Units	Report Limit	MDL	DF	Prepared	Analyzed	CAS No.	Qual
6010D ATL ICP	Analytical Method: EPA 6010D Preparation Method: EPA 3010A								
	Pace Analytical Services - Peachtree Corners, GA								
Iron	**0.029J**	mg/L	0.040	0.025	1	12/05/24 17:27	12/06/24 05:11	7439-89-6	
Manganese	**0.37**	mg/L	0.040	0.011	1	12/05/24 17:27	12/06/24 05:11	7439-96-5	
Potassium	**7.1**	mg/L	0.50	0.15	1	12/05/24 17:27	12/06/24 05:11	7440-09-7	
Sodium	**8.9**	mg/L	1.0	0.58	1	12/05/24 17:27	12/06/24 05:11	7440-23-5	
Calcium	**113**	mg/L	1.0	0.12	1	12/05/24 17:27	12/06/24 05:11	7440-70-2	
Magnesium	**13.8**	mg/L	0.050	0.012	1	12/05/24 17:27	12/06/24 05:11	7439-95-4	
6020 MET ICPMS	Analytical Method: EPA 6020B Preparation Method: EPA 3005A								
	Pace Analytical Services - Peachtree Corners, GA								
Antimony	ND	mg/L	0.0030	0.00038	1	12/05/24 17:00	12/09/24 21:23	7440-36-0	
Arsenic	ND	mg/L	0.0050	0.0016	1	12/05/24 17:00	12/09/24 21:23	7440-38-2	
Barium	**0.047**	mg/L	0.0050	0.00019	1	12/05/24 17:00	12/09/24 21:23	7440-39-3	
Beryllium	ND	mg/L	0.00050	0.000026	1	12/05/24 17:00	12/09/24 21:23	7440-41-7	
Boron	**1.8**	mg/L	0.25	0.069	5	12/05/24 17:00	12/11/24 13:45	7440-42-8	
Cadmium	**0.00013J**	mg/L	0.00050	0.000041	1	12/05/24 17:00	12/09/24 21:23	7440-43-9	
Chromium	**0.00030J**	mg/L	0.0050	0.00015	1	12/05/24 17:00	12/09/24 21:23	7440-47-3	
Cobalt	**0.0015J**	mg/L	0.0050	0.000098	1	12/05/24 17:00	12/09/24 21:23	7440-48-4	
Lead	ND	mg/L	0.0010	0.000076	1	12/05/24 17:00	12/09/24 21:23	7439-92-1	
Lithium	**0.0010J**	mg/L	0.030	0.00028	1	12/05/24 17:00	12/09/24 21:23	7439-93-2	
Molybdenum	**0.17**	mg/L	0.010	0.00035	1	12/05/24 17:00	12/09/24 21:23	7439-98-7	
Selenium	**0.0012J**	mg/L	0.0050	0.00092	1	12/05/24 17:00	12/09/24 21:23	7782-49-2	
Thallium	ND	mg/L	0.0010	0.00020	1	12/05/24 17:00	12/09/24 21:23	7440-28-0	
7470 Mercury	Analytical Method: EPA 7470A Preparation Method: EPA 7470A								
	Pace Analytical Services - Peachtree Corners, GA								
Mercury	ND	mg/L	0.00020	0.00013	1	12/12/24 16:00	12/13/24 10:11	7439-97-6	
2540C Total Dissolved Solids	Analytical Method: SM 2540C-2015								
	Pace Analytical Services - Peachtree Corners, GA								
Total Dissolved Solids	**468**	mg/L	25.0	25.0	1		12/09/24 11:57		
2320B Alkalinity	Analytical Method: SM 2320B-2011								
	Pace Analytical Services - Asheville								
Alkalinity,Bicarbonate (CaCO3)	**121**	mg/L	5.0	5.0	1		12/09/24 20:13		
Alkalinity,Carbonate (CaCO3)	ND	mg/L	5.0	5.0	1		12/09/24 20:13		
Alkalinity, Total as CaCO3	**121**	mg/L	5.0	5.0	1		12/09/24 20:13		
4500S2D Sulfide Water	Analytical Method: SM 4500-S2D-2011								
	Pace Analytical Services - Asheville								
Sulfide	ND	mg/L	0.10	0.022	1		12/07/24 04:04	18496-25-8	
300.0 IC Anions 28 Days	Analytical Method: EPA 300.0 Rev 2.1 1993								
	Pace Analytical Services - Asheville								
Chloride	**46.0**	mg/L	1.0	0.60	1		12/07/24 18:43	16887-00-6	

This report shall not be reproduced, except in full,
without the written consent of Pace Analytical Services, LLC.

Pace Analytical Services, LLC
9800 Kincey Ave. Suite 100
Huntersville, NC 28078
(704)875-9092

ANALYTICAL RESULTS

Project: Hammond AP-1
Pace Project No.: 92767477

Sample: HAM-AP1-FD-01 **Lab ID: 92767477012** Collected: 12/03/24 00:00 Received: 12/05/24 11:35 Matrix: Water

Parameters	Results	Units	Report Limit	MDL	DF	Prepared	Analyzed	CAS No.	Qual
300.0 IC Anions 28 Days	Analytical Method: EPA 300.0 Rev 2.1 1993 Pace Analytical Services - Asheville								
Fluoride	**0.29**	mg/L	0.10	0.050	1		12/07/24 18:43	16984-48-8	
Sulfate	**132**	mg/L	3.0	1.5	3		12/08/24 04:55	14808-79-8	

This report shall not be reproduced, except in full,
without the written consent of Pace Analytical Services, LLC.

Pace Analytical Services, LLC
9800 Kincey Ave. Suite 100
Huntersville, NC 28078
(704)875-9092

QUALITY CONTROL DATA

Project: Hammond AP-1
Pace Project No.: 92767477

QC Batch: 900606
QC Batch Method: EPA 3010A
Analysis Method: EPA 6010D
Analysis Description: 6010D ATL
Laboratory: Pace Analytical Services - Peachtree Corners, GA
Associated Lab Samples: 92767477001, 92767477002, 92767477003, 92767477004, 92767477005, 92767477006, 92767477007, 92767477008, 92767477009, 92767477010, 92767477011, 92767477012

METHOD BLANK: 4635885
Matrix: Water
Associated Lab Samples: 92767477001, 92767477002, 92767477003, 92767477004, 92767477005, 92767477006, 92767477007, 92767477008, 92767477009, 92767477010, 92767477011, 92767477012

Parameter	Units	Blank Result	Reporting Limit	MDL	Analyzed	Qualifiers
Calcium	mg/L	ND	1.0	0.12	12/06/24 03:38	
Iron	mg/L	ND	0.040	0.025	12/06/24 03:38	
Magnesium	mg/L	ND	0.050	0.012	12/06/24 03:38	
Manganese	mg/L	ND	0.040	0.011	12/06/24 03:38	
Potassium	mg/L	ND	0.50	0.15	12/06/24 03:38	
Sodium	mg/L	ND	1.0	0.58	12/06/24 03:38	

LABORATORY CONTROL SAMPLE: 4635886

Parameter	Units	Spike Conc.	LCS Result	LCS % Rec	% Rec Limits	Qualifiers
Calcium	mg/L	1	1.1	107	80-120	
Iron	mg/L	1	1.1	107	80-120	
Magnesium	mg/L	1	1.1	106	80-120	
Manganese	mg/L	1	1.1	107	80-120	
Potassium	mg/L	1	1.1	111	80-120	
Sodium	mg/L	1	1.1	110	80-120	

MATRIX SPIKE & MATRIX SPIKE DUPLICATE: 4635887 4635888

Parameter	Units	92767477001 Result	MS Spike Conc.	MSD Spike Conc.	MS Result	MSD Result	MS % Rec	MSD % Rec	% Rec Limits	RPD	Max RPD	Qual
Calcium	mg/L	129	1	1	130	128	47	-83	75-125	1	20	M1
Iron	mg/L	7.7	1	1	8.6	8.7	98	99	75-125	0	20	
Magnesium	mg/L	17.7	1	1	18.8	18.5	111	87	75-125	1	20	
Manganese	mg/L	3.4	1	1	4.3	4.3	90	90	75-125	0	20	
Potassium	mg/L	6.0	1	1	7.1	7.1	114	112	75-125	0	20	
Sodium	mg/L	8.5	1	1	9.6	9.5	112	104	75-125	1	20	

Results presented on this page are in the units indicated by the "Units" column except where an alternate unit is presented to the right of the result.

This report shall not be reproduced, except in full,
without the written consent of Pace Analytical Services, LLC.

Pace Analytical Services, LLC
9800 Kincey Ave. Suite 100
Huntersville, NC 28078
(704)875-9092

QUALITY CONTROL DATA

Project: Hammond AP-1
Pace Project No.: 92767477

QC Batch: 900605
QC Batch Method: EPA 3005A
Analysis Method: EPA 6020B
Analysis Description: 6020 MET
Laboratory: Pace Analytical Services - Peachtree Corners, GA
Associated Lab Samples: 92767477001, 92767477002, 92767477003, 92767477004, 92767477005, 92767477006, 92767477007, 92767477008, 92767477009, 92767477010, 92767477011, 92767477012

METHOD BLANK: 4635874 Matrix: Water
Associated Lab Samples: 92767477001, 92767477002, 92767477003, 92767477004, 92767477005, 92767477006, 92767477007, 92767477008, 92767477009, 92767477010, 92767477011, 92767477012

Parameter	Units	Blank Result	Reporting Limit	MDL	Analyzed	Qualifiers
Antimony	mg/L	ND	0.0030	0.00038	12/10/24 15:58	
Arsenic	mg/L	ND	0.0050	0.0016	12/10/24 15:58	
Barium	mg/L	ND	0.0050	0.00019	12/10/24 15:58	
Beryllium	mg/L	ND	0.00050	0.000026	12/10/24 15:58	
Boron	mg/L	ND	0.050	0.014	12/10/24 15:58	
Cadmium	mg/L	ND	0.00050	0.000041	12/10/24 15:58	
Chromium	mg/L	ND	0.0050	0.00015	12/10/24 15:58	
Cobalt	mg/L	ND	0.0050	0.000098	12/10/24 15:58	
Lead	mg/L	ND	0.0010	0.000076	12/10/24 15:58	
Lithium	mg/L	ND	0.030	0.00028	12/10/24 15:58	
Molybdenum	mg/L	ND	0.010	0.00035	12/10/24 15:58	
Selenium	mg/L	ND	0.0050	0.00092	12/10/24 15:58	
Thallium	mg/L	ND	0.0010	0.00020	12/10/24 15:58	

LABORATORY CONTROL SAMPLE: 4635875

Parameter	Units	Spike Conc.	LCS Result	LCS % Rec	% Rec Limits	Qualifiers
Antimony	mg/L	0.1	0.10	101	80-120	
Arsenic	mg/L	0.1	0.10	100	80-120	
Barium	mg/L	0.1	0.10	102	80-120	
Beryllium	mg/L	0.1	0.10	102	80-120	
Boron	mg/L	1	1.1	110	80-120	
Cadmium	mg/L	0.1	0.099	99	80-120	
Chromium	mg/L	0.1	0.10	104	80-120	
Cobalt	mg/L	0.1	0.10	104	80-120	
Lead	mg/L	0.1	0.10	103	80-120	
Lithium	mg/L	0.1	0.10	103	80-120	
Molybdenum	mg/L	0.1	0.10	104	80-120	
Selenium	mg/L	0.1	0.099	99	80-120	
Thallium	mg/L	0.1	0.10	104	80-120	

MATRIX SPIKE & MATRIX SPIKE DUPLICATE: 4635876 4635877

Parameter	Units	92766149001 Result	MS Spike Conc.	MSD Spike Conc.	MS Result	MSD Result	MS % Rec	MSD % Rec	% Rec Limits	RPD	Max RPD	Qual
Antimony	mg/L	0.00092J	0.1	0.1	0.097	0.098	96	97	75-125	1	20	

Results presented on this page are in the units indicated by the "Units" column except where an alternate unit is presented to the right of the result.

REPORT OF LABORATORY ANALYSIS

This report shall not be reproduced, except in full,
without the written consent of Pace Analytical Services, LLC.

Pace Analytical Services, LLC
9800 Kincey Ave. Suite 100
Huntersville, NC 28078
(704)875-9092

QUALITY CONTROL DATA

Project: Hammond AP-1
Pace Project No.: 92767477

MATRIX SPIKE & MATRIX SPIKE DUPLICATE: 4635876 4635877

Parameter	Units	92766149001 Result	MS Spike Conc.	MSD Spike Conc.	MS Result	MSD Result	MS % Rec	MSD % Rec	% Rec Limits	RPD	Max RPD	Qual
Arsenic	mg/L	0.0045J	0.1	0.1	0.11	0.11	106	106	75-125	0	20	
Barium	mg/L	0.019	0.1	0.1	0.12	0.12	105	106	75-125	0	20	
Beryllium	mg/L	0.0037	0.1	0.1	0.097	0.099	94	95	75-125	2	20	
Boron	mg/L	23.8	1	1	24.3	23.6	51	-17	75-125	3	20	M1
Cadmium	mg/L	0.015	0.1	0.1	0.11	0.11	96	97	75-125	1	20	
Chromium	mg/L	0.00041J	0.1	0.1	0.11	0.11	109	109	75-125	0	20	
Cobalt	mg/L	0.0075	0.1	0.1	0.11	0.12	107	109	75-125	1	20	
Lead	mg/L	0.00033J	0.1	0.1	0.088	0.090	88	90	75-125	2	20	
Lithium	mg/L	0.0032J	0.1	0.1	0.10	0.11	101	102	75-125	1	20	
Molybdenum	mg/L	ND	0.1	0.1	0.10	0.11	104	106	75-125	1	20	
Selenium	mg/L	0.0022J	0.1	0.1	0.11	0.11	106	108	75-125	1	20	
Thallium	mg/L	ND	0.1	0.1	0.091	0.093	91	93	75-125	2	20	

Results presented on this page are in the units indicated by the "Units" column except where an alternate unit is presented to the right of the result.

This report shall not be reproduced, except in full,
without the written consent of Pace Analytical Services, LLC.

Pace Analytical Services, LLC
9800 Kincey Ave. Suite 100
Huntersville, NC 28078
(704)875-9092

QUALITY CONTROL DATA

Project: Hammond AP-1
Pace Project No.: 92767477

QC Batch: 902280
QC Batch Method: EPA 7470A
Analysis Method: EPA 7470A
Analysis Description: 7470 Mercury
Laboratory: Pace Analytical Services - Peachtree Corners, GA
Associated Lab Samples: 92767477001, 92767477002, 92767477003, 92767477004, 92767477005, 92767477006, 92767477007, 92767477008, 92767477009, 92767477010, 92767477011, 92767477012

METHOD BLANK: 4643843
Matrix: Water
Associated Lab Samples: 92767477001, 92767477002, 92767477003, 92767477004, 92767477005, 92767477006, 92767477007, 92767477008, 92767477009, 92767477010, 92767477011, 92767477012

Parameter	Units	Blank Result	Reporting Limit	MDL	Analyzed	Qualifiers
Mercury	mg/L	ND	0.00020	0.00013	12/13/24 09:25	

LABORATORY CONTROL SAMPLE: 4643844

Parameter	Units	Spike Conc.	LCS Result	LCS % Rec	% Rec Limits	Qualifiers
Mercury	mg/L	0.0025	0.0022	89	80-120	

MATRIX SPIKE & MATRIX SPIKE DUPLICATE: 4643845 4643846

Parameter	Units	92767477002 Result	MS Spike Conc.	MSD Spike Conc.	MS Result	MSD Result	MS % Rec	MSD % Rec	% Rec Limits	RPD	Max RPD	Qual
Mercury	mg/L	ND	0.0025	0.0025	0.0022	0.0021	86	83	75-125	4	20	

Results presented on this page are in the units indicated by the "Units" column except where an alternate unit is presented to the right of the result.

This report shall not be reproduced, except in full,
without the written consent of Pace Analytical Services, LLC.

Pace Analytical Services, LLC
9800 Kincey Ave. Suite 100
Huntersville, NC 28078
(704)875-9092

QUALITY CONTROL DATA

Project: Hammond AP-1
Pace Project No.: 92767477

QC Batch: 900794
QC Batch Method: SM 2540C-2015
Analysis Method: SM 2540C-2015
Analysis Description: 2540C Total Dissolved Solids
Laboratory: Pace Analytical Services - Peachtree Corners, GA
Associated Lab Samples: 92767477001, 92767477002, 92767477007, 92767477008, 92767477009

METHOD BLANK: 4636624
Matrix: Water
Associated Lab Samples: 92767477001, 92767477002, 92767477007, 92767477008, 92767477009

Parameter	Units	Blank Result	Reporting Limit	MDL	Analyzed	Qualifiers
Total Dissolved Solids	mg/L	ND	25.0	25.0	12/06/24 12:02	

LABORATORY CONTROL SAMPLE: 4636625

Parameter	Units	Spike Conc.	LCS Result	LCS % Rec	% Rec Limits	Qualifiers
Total Dissolved Solids	mg/L	400	403	101	80-120	

SAMPLE DUPLICATE: 4636626

Parameter	Units	92767533001 Result	Dup Result	RPD	Max RPD	Qualifiers
Total Dissolved Solids	mg/L	1150	1220	6	10	

SAMPLE DUPLICATE: 4636627

Parameter	Units	92767550007 Result	Dup Result	RPD	Max RPD	Qualifiers
Total Dissolved Solids	mg/L	2760	2720	2	10	

Results presented on this page are in the units indicated by the "Units" column except where an alternate unit is presented to the right of the result.

This report shall not be reproduced, except in full,
without the written consent of Pace Analytical Services, LLC.

Pace Analytical Services, LLC
9800 Kincey Ave. Suite 100
Huntersville, NC 28078
(704)875-9092

QUALITY CONTROL DATA

Project: Hammond AP-1
Pace Project No.: 92767477

QC Batch: 901268
QC Batch Method: SM 2540C-2015
Analysis Method: SM 2540C-2015
Analysis Description: 2540C Total Dissolved Solids
Laboratory: Pace Analytical Services - Peachtree Corners, GA
Associated Lab Samples: 92767477003, 92767477004, 92767477005, 92767477006, 92767477010, 92767477011, 92767477012

METHOD BLANK: 4638882
Matrix: Water
Associated Lab Samples: 92767477003, 92767477004, 92767477005, 92767477006, 92767477010, 92767477011, 92767477012

Parameter	Units	Blank Result	Reporting Limit	MDL	Analyzed	Qualifiers
Total Dissolved Solids	mg/L	ND	25.0	25.0	12/09/24 11:52	

LABORATORY CONTROL SAMPLE: 4638883

Parameter	Units	Spike Conc.	LCS Result	LCS % Rec	% Rec Limits	Qualifiers
Total Dissolved Solids	mg/L	400	405	101	80-120	

SAMPLE DUPLICATE: 4638884

Parameter	Units	92766727005 Result	Dup Result	RPD	Max RPD	Qualifiers
Total Dissolved Solids	mg/L	87.0	82.0	6	10	

SAMPLE DUPLICATE: 4638885

Parameter	Units	92767477011 Result	Dup Result	RPD	Max RPD	Qualifiers
Total Dissolved Solids	mg/L	ND	ND		10	

Results presented on this page are in the units indicated by the "Units" column except where an alternate unit is presented to the right of the result.

This report shall not be reproduced, except in full,
without the written consent of Pace Analytical Services, LLC.

Pace Analytical Services, LLC
9800 Kincey Ave. Suite 100
Huntersville, NC 28078
(704)875-9092

QUALITY CONTROL DATA

Project: Hammond AP-1
Pace Project No.: 92767477

QC Batch: 901259
QC Batch Method: SM 2320B-2011
Analysis Method: SM 2320B-2011
Analysis Description: 2320B Alkalinity
Laboratory: Pace Analytical Services - Asheville
Associated Lab Samples: 92767477001, 92767477002, 92767477007, 92767477008, 92767477009

METHOD BLANK: 4638849 Matrix: Water
Associated Lab Samples: 92767477001, 92767477002, 92767477007, 92767477008, 92767477009

Parameter	Units	Blank Result	Reporting Limit	MDL	Analyzed	Qualifiers
Alkalinity, Total as CaCO3	mg/L	ND	5.0	5.0	12/09/24 15:34	
Alkalinity,Bicarbonate (CaCO3)	mg/L	ND	5.0	5.0	12/09/24 15:34	
Alkalinity,Carbonate (CaCO3)	mg/L	ND	5.0	5.0	12/09/24 15:34	

LABORATORY CONTROL SAMPLE: 4638850

Parameter	Units	Spike Conc.	LCS Result	LCS % Rec	% Rec Limits	Qualifiers
Alkalinity, Total as CaCO3	mg/L	50	51.7	103	80-120	

LABORATORY CONTROL SAMPLE: 4638851

Parameter	Units	Spike Conc.	LCS Result	LCS % Rec	% Rec Limits	Qualifiers
Alkalinity, Total as CaCO3	mg/L	50	52.3	105	80-120	

MATRIX SPIKE & MATRIX SPIKE DUPLICATE: 4638852 4638853

Parameter	Units	92766964006 Result	MS Spike Conc.	MSD Spike Conc.	MS Result	MSD Result	MS % Rec	MSD % Rec	% Rec Limits	RPD	Max RPD	Qual
Alkalinity, Total as CaCO3	mg/L	22.7	50	50	72.0	71.5	99	98	80-120	1	25	

MATRIX SPIKE & MATRIX SPIKE DUPLICATE: 4638854 4638855

Parameter	Units	92766964008 Result	MS Spike Conc.	MSD Spike Conc.	MS Result	MSD Result	MS % Rec	MSD % Rec	% Rec Limits	RPD	Max RPD	Qual
Alkalinity, Total as CaCO3	mg/L	25.1	50	50	74.0	75.3	98	100	80-120	2	25	

Results presented on this page are in the units indicated by the "Units" column except where an alternate unit is presented to the right of the result.

This report shall not be reproduced, except in full,
without the written consent of Pace Analytical Services, LLC.

Pace Analytical Services, LLC
9800 Kincey Ave. Suite 100
Huntersville, NC 28078
(704)875-9092

QUALITY CONTROL DATA

Project: Hammond AP-1
Pace Project No.: 92767477

QC Batch: 901260
QC Batch Method: SM 2320B-2011
Analysis Method: SM 2320B-2011
Analysis Description: 2320B Alkalinity
Laboratory: Pace Analytical Services - Asheville
Associated Lab Samples: 92767477003, 92767477004, 92767477005, 92767477006, 92767477010, 92767477011, 92767477012

METHOD BLANK: 4638858 Matrix: Water
Associated Lab Samples: 92767477003, 92767477004, 92767477005, 92767477006, 92767477010, 92767477011, 92767477012

Parameter	Units	Blank Result	Reporting Limit	MDL	Analyzed	Qualifiers
Alkalinity, Total as CaCO3	mg/L	ND	5.0	5.0	12/09/24 19:00	
Alkalinity,Bicarbonate (CaCO3)	mg/L	ND	5.0	5.0	12/09/24 19:00	
Alkalinity,Carbonate (CaCO3)	mg/L	ND	5.0	5.0	12/09/24 19:00	

LABORATORY CONTROL SAMPLE: 4638859

Parameter	Units	Spike Conc.	LCS Result	LCS % Rec	% Rec Limits	Qualifiers
Alkalinity, Total as CaCO3	mg/L	50	51.8	104	80-120	

LABORATORY CONTROL SAMPLE: 4638860

Parameter	Units	Spike Conc.	LCS Result	LCS % Rec	% Rec Limits	Qualifiers
Alkalinity, Total as CaCO3	mg/L	50	52.1	104	80-120	

MATRIX SPIKE & MATRIX SPIKE DUPLICATE: 4638861 4638862

Parameter	Units	92767661014 Result	MS Spike Conc.	MSD Spike Conc.	MS Result	MSD Result	MS % Rec	MSD % Rec	% Rec Limits	RPD	Max RPD	Qual
Alkalinity, Total as CaCO3	mg/L	42.9	50	50	92.7	91.6	100	97	80-120	1	25	

MATRIX SPIKE & MATRIX SPIKE DUPLICATE: 4638863 4638864

Parameter	Units	92767674002 Result	MS Spike Conc.	MSD Spike Conc.	MS Result	MSD Result	MS % Rec	MSD % Rec	% Rec Limits	RPD	Max RPD	Qual
Alkalinity, Total as CaCO3	mg/L	85.9	50	50	132	134	93	97	80-120	1	25	

Results presented on this page are in the units indicated by the "Units" column except where an alternate unit is presented to the right of the result.

This report shall not be reproduced, except in full,
without the written consent of Pace Analytical Services, LLC.

Pace Analytical Services, LLC
9800 Kincey Ave. Suite 100
Huntersville, NC 28078
(704)875-9092

QUALITY CONTROL DATA

Project: Hammond AP-1
Pace Project No.: 92767477

QC Batch: 900997
QC Batch Method: SM 4500-S2D-2011
Analysis Method: SM 4500-S2D-2011
Analysis Description: 4500S2D Sulfide Water
Laboratory: Pace Analytical Services - Asheville
Associated Lab Samples: 92767477001, 92767477002, 92767477007, 92767477008, 92767477009

METHOD BLANK: 4638176
Matrix: Water
Associated Lab Samples: 92767477001, 92767477002, 92767477007, 92767477008, 92767477009

Parameter	Units	Blank Result	Reporting Limit	MDL	Analyzed	Qualifiers
Sulfide	mg/L	ND	0.10	0.022	12/07/24 03:46	

LABORATORY CONTROL SAMPLE: 4638177

Parameter	Units	Spike Conc.	LCS Result	LCS % Rec	% Rec Limits	Qualifiers
Sulfide	mg/L	0.5	0.51	103	80-120	

MATRIX SPIKE & MATRIX SPIKE DUPLICATE: 4638178 4638179

Parameter	Units	92767533001 Result	MS Spike Conc.	MSD Spike Conc.	MS Result	MSD Result	MS % Rec	MSD % Rec	% Rec Limits	RPD	Max RPD	Qual
Sulfide	mg/L	ND	0.5	0.5	0.49	0.50	95	97	80-120	2	10	

MATRIX SPIKE & MATRIX SPIKE DUPLICATE: 4638180 4638181

Parameter	Units	92767550007 Result	MS Spike Conc.	MSD Spike Conc.	MS Result	MSD Result	MS % Rec	MSD % Rec	% Rec Limits	RPD	Max RPD	Qual
Sulfide	mg/L	ND	0.5	0.5	0.44	0.47	86	92	80-120	7	10	

Results presented on this page are in the units indicated by the "Units" column except where an alternate unit is presented to the right of the result.

This report shall not be reproduced, except in full,
without the written consent of Pace Analytical Services, LLC.

Pace Analytical Services, LLC
9800 Kincey Ave. Suite 100
Huntersville, NC 28078
(704)875-9092

QUALITY CONTROL DATA

Project: Hammond AP-1
Pace Project No.: 92767477

QC Batch: 900998
QC Batch Method: SM 4500-S2D-2011
Analysis Method: SM 4500-S2D-2011
Analysis Description: 4500S2D Sulfide Water
Laboratory: Pace Analytical Services - Asheville
Associated Lab Samples: 92767477003, 92767477004, 92767477005, 92767477006, 92767477010, 92767477011, 92767477012

METHOD BLANK: 4638182
Matrix: Water
Associated Lab Samples: 92767477003, 92767477004, 92767477005, 92767477006, 92767477010, 92767477011, 92767477012

Parameter	Units	Blank Result	Reporting Limit	MDL	Analyzed	Qualifiers
Sulfide	mg/L	ND	0.10	0.022	12/07/24 03:59	

LABORATORY CONTROL SAMPLE: 4638183

Parameter	Units	Spike Conc.	LCS Result	LCS % Rec	% Rec Limits	Qualifiers
Sulfide	mg/L	0.5	0.51	102	80-120	

MATRIX SPIKE & MATRIX SPIKE DUPLICATE: 4638184 4638185

Parameter	Units	92767477003 Result	MS Spike Conc.	MSD Spike Conc.	MS Result	MSD Result	MS % Rec	MSD % Rec	% Rec Limits	RPD	Max RPD	Qual
Sulfide	mg/L	ND	0.5	0.5	0.52	0.52	101	102	80-120	1	10	

MATRIX SPIKE & MATRIX SPIKE DUPLICATE: 4638186 4638187

Parameter	Units	92767830002 Result	MS Spike Conc.	MSD Spike Conc.	MS Result	MSD Result	MS % Rec	MSD % Rec	% Rec Limits	RPD	Max RPD	Qual
Sulfide	mg/L	ND	0.5	0.5	0.51	0.51	99	101	80-120	1	10	

Results presented on this page are in the units indicated by the "Units" column except where an alternate unit is presented to the right of the result.

This report shall not be reproduced, except in full,
without the written consent of Pace Analytical Services, LLC.

Pace Analytical Services, LLC
9800 Kincey Ave. Suite 100
Huntersville, NC 28078
(704)875-9092

QUALITY CONTROL DATA

Project: Hammond AP-1
Pace Project No.: 92767477

QC Batch: 900636
QC Batch Method: EPA 300.0 Rev 2.1 1993
Analysis Method: EPA 300.0 Rev 2.1 1993
Analysis Description: 300.0 IC Anions
Laboratory: Pace Analytical Services - Asheville
Associated Lab Samples: 92767477001, 92767477002, 92767477003, 92767477004, 92767477005, 92767477006, 92767477007

METHOD BLANK: 4636162 Matrix: Water
Associated Lab Samples: 92767477001, 92767477002, 92767477003, 92767477004, 92767477005, 92767477006, 92767477007

Parameter	Units	Blank Result	Reporting Limit	MDL	Analyzed	Qualifiers
Chloride	mg/L	ND	1.0	0.60	12/05/24 22:24	
Fluoride	mg/L	ND	0.10	0.050	12/05/24 22:24	
Sulfate	mg/L	ND	1.0	0.50	12/05/24 22:24	

LABORATORY CONTROL SAMPLE: 4636163

Parameter	Units	Spike Conc.	LCS Result	LCS % Rec	% Rec Limits	Qualifiers
Chloride	mg/L	50	50.1	100	90-110	
Fluoride	mg/L	2.5	2.5	101	90-110	
Sulfate	mg/L	50	51.1	102	90-110	

MATRIX SPIKE & MATRIX SPIKE DUPLICATE: 4636164 4636165

Parameter	Units	92767407009 Result	MS Spike Conc.	MSD Spike Conc.	MS Result	MSD Result	MS % Rec	MSD % Rec	% Rec Limits	RPD	Max RPD	Qual
Chloride	mg/L	8.0	50	50	59.6	63.5	103	111	90-110	6	10	M1
Fluoride	mg/L	0.074J	2.5	2.5	2.5	2.7	99	106	90-110	7	10	
Sulfate	mg/L	9.9	50	50	61.8	66.0	104	112	90-110	7	10	M1

MATRIX SPIKE & MATRIX SPIKE DUPLICATE: 4636166 4636167

Parameter	Units	92767407011 Result	MS Spike Conc.	MSD Spike Conc.	MS Result	MSD Result	MS % Rec	MSD % Rec	% Rec Limits	RPD	Max RPD	Qual
Chloride	mg/L	23.9	50	50	76.1	78.1	104	108	90-110	3	10	
Fluoride	mg/L	0.11	2.5	2.5	2.5	2.6	96	100	90-110	4	10	
Sulfate	mg/L	6.2	50	50	59.2	61.2	106	110	90-110	3	10	

Results presented on this page are in the units indicated by the "Units" column except where an alternate unit is presented to the right of the result.

This report shall not be reproduced, except in full,
without the written consent of Pace Analytical Services, LLC.

Pace Analytical Services, LLC
9800 Kincey Ave. Suite 100
Huntersville, NC 28078
(704)875-9092

QUALITY CONTROL DATA

Project: Hammond AP-1
Pace Project No.: 92767477

QC Batch: 900731
QC Batch Method: EPA 300.0 Rev 2.1 1993
Analysis Method: EPA 300.0 Rev 2.1 1993
Analysis Description: 300.0 IC Anions
Laboratory: Pace Analytical Services - Asheville
Associated Lab Samples: 92767477008, 92767477009, 92767477010, 92767477011

METHOD BLANK: 4636419 Matrix: Water
Associated Lab Samples: 92767477008, 92767477009, 92767477010, 92767477011

Parameter	Units	Blank Result	Reporting Limit	MDL	Analyzed	Qualifiers
Chloride	mg/L	ND	1.0	0.60	12/06/24 12:03	
Fluoride	mg/L	ND	0.10	0.050	12/06/24 12:03	
Sulfate	mg/L	ND	1.0	0.50	12/06/24 12:03	

LABORATORY CONTROL SAMPLE: 4636420

Parameter	Units	Spike Conc.	LCS Result	LCS % Rec	% Rec Limits	Qualifiers
Chloride	mg/L	50	50.5	101	90-110	
Fluoride	mg/L	2.5	2.5	98	90-110	
Sulfate	mg/L	50	50.2	100	90-110	

MATRIX SPIKE & MATRIX SPIKE DUPLICATE: 4636421 4636422

Parameter	Units	92767505005 Result	MS Spike Conc.	MSD Spike Conc.	MS Result	MSD Result	MS % Rec	MSD % Rec	% Rec Limits	RPD	Max RPD	Qual
Chloride	mg/L	7.8	50	50	58.2	59.5	101	103	90-110	2	10	
Fluoride	mg/L	0.092J	2.5	2.5	2.6	2.6	99	101	90-110	3	10	
Sulfate	mg/L	5.0	50	50	55.3	56.5	100	103	90-110	2	10	

MATRIX SPIKE & MATRIX SPIKE DUPLICATE: 4636423 4636424

Parameter	Units	92767477011 Result	MS Spike Conc.	MSD Spike Conc.	MS Result	MSD Result	MS % Rec	MSD % Rec	% Rec Limits	RPD	Max RPD	Qual
Chloride	mg/L	ND	50	50	50.5	51.1	101	102	90-110	1	10	
Fluoride	mg/L	ND	2.5	2.5	2.4	2.5	98	99	90-110	1	10	
Sulfate	mg/L	ND	50	50	49.7	50.3	99	101	90-110	1	10	

Results presented on this page are in the units indicated by the "Units" column except where an alternate unit is presented to the right of the result.

REPORT OF LABORATORY ANALYSIS

This report shall not be reproduced, except in full,
without the written consent of Pace Analytical Services, LLC.

Pace Analytical Services, LLC
9800 Kincey Ave. Suite 100
Huntersville, NC 28078
(704)875-9092

QUALITY CONTROL DATA

Project: Hammond AP-1
Pace Project No.: 92767477

QC Batch: 901028
QC Batch Method: EPA 300.0 Rev 2.1 1993
Analysis Method: EPA 300.0 Rev 2.1 1993
Analysis Description: 300.0 IC Anions
Laboratory: Pace Analytical Services - Asheville
Associated Lab Samples: 92767477012

METHOD BLANK: 4638247 Matrix: Water
Associated Lab Samples: 92767477012

Parameter	Units	Blank Result	Reporting Limit	MDL	Analyzed	Qualifiers
Chloride	mg/L	ND	1.0	0.60	12/07/24 13:29	
Fluoride	mg/L	ND	0.10	0.050	12/07/24 13:29	
Sulfate	mg/L	ND	1.0	0.50	12/07/24 13:29	

LABORATORY CONTROL SAMPLE: 4638248

Parameter	Units	Spike Conc.	LCS Result	LCS % Rec	% Rec Limits	Qualifiers
Chloride	mg/L	50	49.6	99	90-110	
Fluoride	mg/L	2.5	2.5	101	90-110	
Sulfate	mg/L	50	50.4	101	90-110	

MATRIX SPIKE & MATRIX SPIKE DUPLICATE: 4638249 4638250

Parameter	Units	92767805006 Result	MS Spike Conc.	MSD Spike Conc.	MS Result	MSD Result	MS % Rec	MSD % Rec	% Rec Limits	RPD	Max RPD	Qual
Chloride	mg/L	6.2	50	50	52.9	53.6	93	95	90-110	1	10	
Fluoride	mg/L	0.075J	2.5	2.5	2.5	2.5	97	98	90-110	2	10	
Sulfate	mg/L	2.7	50	50	50.1	50.8	95	96	90-110	1	10	

MATRIX SPIKE & MATRIX SPIKE DUPLICATE: 4638251 4638252

Parameter	Units	92767661002 Result	MS Spike Conc.	MSD Spike Conc.	MS Result	MSD Result	MS % Rec	MSD % Rec	% Rec Limits	RPD	Max RPD	Qual
Chloride	mg/L	5.1	50	50	52.0	52.3	94	94	90-110	1	10	
Fluoride	mg/L	0.21	2.5	2.5	2.7	2.6	100	96	90-110	4	10	
Sulfate	mg/L	293	50	50	336	333	85	80	90-110	1	10	M1

Results presented on this page are in the units indicated by the "Units" column except where an alternate unit is presented to the right of the result.

This report shall not be reproduced, except in full,
without the written consent of Pace Analytical Services, LLC.

Pace Analytical Services, LLC
9800 Kincey Ave. Suite 100
Huntersville, NC 28078
(704)875-9092

QUALIFIERS

Project: Hammond AP-1
Pace Project No.: 92767477

DEFINITIONS

DF - Dilution Factor, if reported, represents the factor applied to the reported data due to dilution of the sample aliquot.

ND - Not Detected at or above adjusted reporting limit.

TNTC - Too Numerous To Count

J - Estimated concentration above the adjusted method detection limit and below the adjusted reporting limit.

MDL - Adjusted Method Detection Limit.

PQL - Practical Quantitation Limit.

RL - Reporting Limit - The lowest concentration value that meets project requirements for quantitative data with known precision and bias for a specific analyte in a specific matrix.

S - Surrogate

1,2-Diphenylhydrazine decomposes to and cannot be separated from Azobenzene using Method 8270. The result for each analyte is a combined concentration.

Consistent with EPA guidelines, unrounded data are displayed and have been used to calculate % recovery and RPD values.

LCS(D) - Laboratory Control Sample (Duplicate)

MS(D) - Matrix Spike (Duplicate)

DUP - Sample Duplicate

RPD - Relative Percent Difference

NC - Not Calculable.

SG - Silica Gel - Clean-Up

U - Indicates the compound was analyzed for, but not detected.

Acid preservation may not be appropriate for 2 Chloroethylvinyl ether.

A separate vial preserved to a pH of 4-5 is recommended in SW846 Chapter 4 for the analysis of Acrolein and Acrylonitrile by EPA Method 8260.

N-Nitrosodiphenylamine decomposes and cannot be separated from Diphenylamine using Method 8270. The result reported for each analyte is a combined concentration.

Reported results are not rounded until the final step prior to reporting. Therefore, calculated parameters that are typically reported as "Total" may vary slightly from the sum of the reported component parameters.

Pace Analytical is TNI accredited. Contact your Pace PM for the current list of accredited analytes.

TNI - The NELAC Institute.

ANALYTE QUALIFIERS

M1 Matrix spike recovery exceeded QC limits. Batch accepted based on laboratory control sample (LCS) recovery.

This report shall not be reproduced, except in full,
without the written consent of Pace Analytical Services, LLC.

Pace Analytical Services, LLC
9800 Kincey Ave. Suite 100
Huntersville, NC 28078
(704)875-9092

QUALITY CONTROL DATA CROSS REFERENCE TABLE

Project: Hammond AP-1
Pace Project No.: 92767477

Lab ID	Sample ID	QC Batch Method	QC Batch	Analytical Method	Analytical Batch
92767477001	**HAM-PT-07**	EPA 3010A	900606	EPA 6010D	900663
92767477002	**HAM-PT-08**	EPA 3010A	900606	EPA 6010D	900663
92767477003	**HAM-PT-09**	EPA 3010A	900606	EPA 6010D	900663
92767477004	**HAM-PT-10**	EPA 3010A	900606	EPA 6010D	900663
92767477005	**HAM-PT-11**	EPA 3010A	900606	EPA 6010D	900663
92767477006	**HAM-PT-12**	EPA 3010A	900606	EPA 6010D	900663
92767477007	**HAM-PT-13**	EPA 3010A	900606	EPA 6010D	900663
92767477008	**HAM-PT-14**	EPA 3010A	900606	EPA 6010D	900663
92767477009	**HAM-PT-15**	EPA 3010A	900606	EPA 6010D	900663
92767477010	**HAM-AP1-EB-01**	EPA 3010A	900606	EPA 6010D	900663
92767477011	**HAM-AP1-FB-01**	EPA 3010A	900606	EPA 6010D	900663
92767477012	**HAM-AP1-FD-01**	EPA 3010A	900606	EPA 6010D	900663
92767477001	**HAM-PT-07**	EPA 3005A	900605	EPA 6020B	900671
92767477002	**HAM-PT-08**	EPA 3005A	900605	EPA 6020B	900671
92767477003	**HAM-PT-09**	EPA 3005A	900605	EPA 6020B	900671
92767477004	**HAM-PT-10**	EPA 3005A	900605	EPA 6020B	900671
92767477005	**HAM-PT-11**	EPA 3005A	900605	EPA 6020B	900671
92767477006	**HAM-PT-12**	EPA 3005A	900605	EPA 6020B	900671
92767477007	**HAM-PT-13**	EPA 3005A	900605	EPA 6020B	900671
92767477008	**HAM-PT-14**	EPA 3005A	900605	EPA 6020B	900671
92767477009	**HAM-PT-15**	EPA 3005A	900605	EPA 6020B	900671
92767477010	**HAM-AP1-EB-01**	EPA 3005A	900605	EPA 6020B	900671
92767477011	**HAM-AP1-FB-01**	EPA 3005A	900605	EPA 6020B	900671
92767477012	**HAM-AP1-FD-01**	EPA 3005A	900605	EPA 6020B	900671
92767477001	**HAM-PT-07**	EPA 7470A	902280	EPA 7470A	902462
92767477002	**HAM-PT-08**	EPA 7470A	902280	EPA 7470A	902462
92767477003	**HAM-PT-09**	EPA 7470A	902280	EPA 7470A	902462
92767477004	**HAM-PT-10**	EPA 7470A	902280	EPA 7470A	902462
92767477005	**HAM-PT-11**	EPA 7470A	902280	EPA 7470A	902462
92767477006	**HAM-PT-12**	EPA 7470A	902280	EPA 7470A	902462
92767477007	**HAM-PT-13**	EPA 7470A	902280	EPA 7470A	902462
92767477008	**HAM-PT-14**	EPA 7470A	902280	EPA 7470A	902462
92767477009	**HAM-PT-15**	EPA 7470A	902280	EPA 7470A	902462
92767477010	**HAM-AP1-EB-01**	EPA 7470A	902280	EPA 7470A	902462
92767477011	**HAM-AP1-FB-01**	EPA 7470A	902280	EPA 7470A	902462
92767477012	**HAM-AP1-FD-01**	EPA 7470A	902280	EPA 7470A	902462
92767477001	**HAM-PT-07**	SM 2540C-2015	900794		
92767477002	**HAM-PT-08**	SM 2540C-2015	900794		
92767477003	**HAM-PT-09**	SM 2540C-2015	901268		
92767477004	**HAM-PT-10**	SM 2540C-2015	901268		
92767477005	**HAM-PT-11**	SM 2540C-2015	901268		
92767477006	**HAM-PT-12**	SM 2540C-2015	901268		
92767477007	**HAM-PT-13**	SM 2540C-2015	900794		
92767477008	**HAM-PT-14**	SM 2540C-2015	900794		
92767477009	**HAM-PT-15**	SM 2540C-2015	900794		
92767477010	**HAM-AP1-EB-01**	SM 2540C-2015	901268		

This report shall not be reproduced, except in full,
without the written consent of Pace Analytical Services, LLC.

Pace Analytical Services, LLC
9800 Kincey Ave. Suite 100
Huntersville, NC 28078
(704)875-9092

QUALITY CONTROL DATA CROSS REFERENCE TABLE

Project: Hammond AP-1
Pace Project No.: 92767477

Lab ID	Sample ID	QC Batch Method	QC Batch	Analytical Method	Analytical Batch
92767477011	**HAM-AP1-FB-01**	SM 2540C-2015	901268		
92767477012	**HAM-AP1-FD-01**	SM 2540C-2015	901268		
92767477001	**HAM-PT-07**	SM 2320B-2011	901259		
92767477002	**HAM-PT-08**	SM 2320B-2011	901259		
92767477003	**HAM-PT-09**	SM 2320B-2011	901260		
92767477004	**HAM-PT-10**	SM 2320B-2011	901260		
92767477005	**HAM-PT-11**	SM 2320B-2011	901260		
92767477006	**HAM-PT-12**	SM 2320B-2011	901260		
92767477007	**HAM-PT-13**	SM 2320B-2011	901259		
92767477008	**HAM-PT-14**	SM 2320B-2011	901259		
92767477009	**HAM-PT-15**	SM 2320B-2011	901259		
92767477010	**HAM-AP1-EB-01**	SM 2320B-2011	901260		
92767477011	**HAM-AP1-FB-01**	SM 2320B-2011	901260		
92767477012	**HAM-AP1-FD-01**	SM 2320B-2011	901260		
92767477001	**HAM-PT-07**	SM 4500-S2D-2011	900997		
92767477002	**HAM-PT-08**	SM 4500-S2D-2011	900997		
92767477003	**HAM-PT-09**	SM 4500-S2D-2011	900998		
92767477004	**HAM-PT-10**	SM 4500-S2D-2011	900998		
92767477005	**HAM-PT-11**	SM 4500-S2D-2011	900998		
92767477006	**HAM-PT-12**	SM 4500-S2D-2011	900998		
92767477007	**HAM-PT-13**	SM 4500-S2D-2011	900997		
92767477008	**HAM-PT-14**	SM 4500-S2D-2011	900997		
92767477009	**HAM-PT-15**	SM 4500-S2D-2011	900997		
92767477010	**HAM-AP1-EB-01**	SM 4500-S2D-2011	900998		
92767477011	**HAM-AP1-FB-01**	SM 4500-S2D-2011	900998		
92767477012	**HAM-AP1-FD-01**	SM 4500-S2D-2011	900998		
92767477001	**HAM-PT-07**	EPA 300.0 Rev 2.1 1993	900636		
92767477002	**HAM-PT-08**	EPA 300.0 Rev 2.1 1993	900636		
92767477003	**HAM-PT-09**	EPA 300.0 Rev 2.1 1993	900636		
92767477004	**HAM-PT-10**	EPA 300.0 Rev 2.1 1993	900636		
92767477005	**HAM-PT-11**	EPA 300.0 Rev 2.1 1993	900636		
92767477006	**HAM-PT-12**	EPA 300.0 Rev 2.1 1993	900636		
92767477007	**HAM-PT-13**	EPA 300.0 Rev 2.1 1993	900636		
92767477008	**HAM-PT-14**	EPA 300.0 Rev 2.1 1993	900731		
92767477009	**HAM-PT-15**	EPA 300.0 Rev 2.1 1993	900731		
92767477010	**HAM-AP1-EB-01**	EPA 300.0 Rev 2.1 1993	900731		
92767477011	**HAM-AP1-FB-01**	EPA 300.0 Rev 2.1 1993	900731		
92767477012	**HAM-AP1-FD-01**	EPA 300.0 Rev 2.1 1993	901028		

This report shall not be reproduced, except in full,
without the written consent of Pace Analytical Services, LLC.

Pace Analytical Services	DC#_Title: ENV-FRM-HUN1-0083 v05_Sample Condition Upon Receipt
	Effective Date: 05/24/2024

Laboratory receiving samples:
Asheville ☐ Eden ☐ Greenwood ☐ Huntersville ☐ Raleigh ☐ Me

WO# : 92767477
92767477

Sample Condition Upon Receipt

Client Name: G A Power

Project #:

Courier: ☐ Fed Ex ☐ UPS ☐ USPS ☐ Client ☐ Commercial ☑ Pace ☐ Other:____

Custody Seal Present? ☐ Yes ☑ No **Seals Intact?** ☐ Yes ☐ No ☑ N/A

Date/Initials Person Examining Contents: 12/5/24 IDH

Packing Material: ☐ Bubble Wrap ☐ Bubble Bags ☑ None ☐ Other

Biological Tissue Frozen? ☐ Yes ☐ No ☑ N/A

Thermometer: ☑ IR Gun ID: 230 **Type of Ice:** ☑ Wet ☐ Blue ☐ None

Cooler Temp: 3.1 **Correction Factor:** Add/Subtract (°C) 0.0

Temp should be above freezing to 6°C
☐ Samples out of temp criteria. Samples on ice, cooling process has begun

Cooler Temp Corrected (°C): 3.1

USDA Regulated Soil (☐ N/A, water sample)
Did samples originate in a quarantine zone within the United States: CA, NY, or SC (check maps)? ☐ Yes ☐ No

Did samples originate from a foreign source (internationally, including Hawaii and Puerto Rico)? ☐ Yes ☐ No

				Comments/Discrepancy:
Chain of Custody Present?	☑ Yes	☐ No	☐ N/A	1.
Samples Arrived within Hold Time?	☑ Yes	☐ No	☐ N/A	2.
Short Hold Time Analysis (<72 hr.)?	☐ Yes	☑ No	☐ N/A	3.
Rush Turn Around Time Requested?	☐ Yes	☑ No	☐ N/A	4.
Sufficient Volume?	☑ Yes	☐ No	☐ N/A	5.
Correct Containers Used?	☑ Yes	☐ No	☐ N/A	6.
-Pace Containers Used?	☑ Yes	☐ No	☐ N/A	
Containers Intact?	☑ Yes	☐ No	☐ N/A	7.
Dissolved analysis: Samples Field Filtered?	☐ Yes	☐ No	☑ N/A	8.
Sample Labels Match COC?	☑ Yes	☐ No	☐ N/A	9.
-Includes Date/Time/ID/Analysis Matrix: 12/5/24 W				
Headspace in VOA Vials (>5-6mm)?	☐ Yes	☐ No	☑ N/A	10.
Trip Blank Present?	☐ Yes	☐ No	☑ N/A	11.
Trip Blank Custody Seals Present?	☐ Yes	☐ No	☑ N/A	

COMMENTS/SAMPLE DISCREPANCY

Field Data Required? ☐ Yes ☐ No

Lot ID of split containers:

CLIENT NOTIFICATION/RESOLUTION

Person contacted: _____ Date/Time: _____

Project Manager SCURF Review: _____ **Date:** _____

Project Manager SRF Review: _____ **Date:** _____

Pace ANALYTICAL SERVICES

DC#_Title: ENV-FRM-HUN1-0083 v05_Sample Condition Upon Receipt

Effective Date: 05/24/2024

WO#: 92767477

PM: BV **Due Date: 12/19/24**

CLIENT: 92- GP-HAM

*Check mark top half of box if pH and/or dechlorination is verified and within the acceptance range for preservation samples.

Exceptions: VOA, Coliform, TOC, Oil and Grease, DRO/8015 (water) DOC, LLHg

**Bottom half of box is to list number of bottles

***Check all unpreserved Nitrates for chlorine

Project #

Laboratory Receiving Location: Asheville ☐ Eden ☐ Greenwood ☐ Huntersville ☐ Raleigh ☐ Mechanicsville ☐ Atlanta ☐ Kernersville ☐

Client_____ Profile/EZ (Circle one)_____ Notes_____

Item#	BP4U-125 mL Plastic Unpreserved (N/A) (Cl-)	BP3U-250 mL Plastic Unpreserved (N/A)	BP2U-500 mL Plastic Unpreserved (N/A)	BP1U-1 liter Plastic Unpreserved (N/A)		BP4S-125 mL Plastic H2SO4 (pH < 2) (Cl-)	BP3N-250 mL plastic HNO3 (pH < 2)	BP4Z-125 mL Plastic ZN Acetate & NaOH (>9)	BP4B-125 mL Plastic NaOH (pH > 12) (Cl-)	WGFU-Wide-mouthed Glass Jar Unpreserved	AG1U-1 liter Amber Unpreserved (N/A) (Cl-)	AG1H-1 liter Amber HCl (pH < 2)	AG3U-250 mL Amber Unpreserved (N/A) (Cl-)	AG1S-1 liter Amber H2SO4 (pH < 2)	AG3S-250 mL Amber H2SO4 (pH < 2)	DG94-40 mL Amber NH4Cl (N/A)(Cl-)	DG9H-40 mL VOA HCl (N/A)	VG9T-40 mL VOA Na2S2O3 (N/A)	VG9U-40 mL VOA Unpreserved (N/A)	DG9V-40 mL VOA H3PO4 (N/A)	KP7U-50 mL Plastic Unpreserved (N/A)	V/GK (3 vials per kit)-VPH/Gas kit (N/A)	SP5T-125 mL Sterile Plastic (N/A – lab)	SP2T-250 mL Sterile Plastic (N/A – lab)		BP3R-250 mL Plastic (NH2)2SO4 (9.3-9.7)	AG0U-100 mL Amber Unpreserved (N/A) (Cl-)	VSGU-20 mL Scintillation vials (N/A)	DG9U-40 mL Amber Unpreserved vials (N/A)
CC																													
1		2	1				1	1																					
2		2	1				1	1																					
3		2	1				1	1																					
4		2	1																										
5		2	1				1	1																					
6		2	1				1	1																					
7		2	1				1	1																					
8		2	1				1	1																					
9		2	1				1	1																					
10		2	1				1	1																					
11		2	1				1	1																					
12		2	1				1	1																					

pH Adjustment Log for Preserved Samples

Sample ID	Type of Preservative	pH upon receipt	Date preservation adjusted	Time preservation adjusted	Amount of Preservative added	Lot #

Note: Whenever there is a discrepancy affecting North Carolina compliance samples, a copy of this form will be sent to the North Carolina DENR Certification Office (i.e. Out of hold, incorrect preservative, out of temp, incorrect containers.

Pace Analytical
www.pacelabs.com

CHAIN-OF-CUSTODY / Analytical Request Document

The Chain-of-Custody is a LEGAL DOCUMENT. All relevant fields must be completed accurately.

Page: of

Section A Required Client Information:

Company	GA Power
Address:	Atlanta, GA
Email To	SCS Contacts
Phone:	Fax:
Requested Due Date/TAT:	10 Day

Section B Required Project Information:

Report To:	SCS Contacts
Copy To:	Geosyntec Contacts
Purchase Order No.:	GPC82474-0001
Project Name:	Hammond AP-1
Project Number:	

Section C Invoice Information:

Attention:	Southern Co.
Company Name:	
Address:	
Pace Quote Reference:	
Pace Project Manager:	Bonnie Vang
Pace Profile #:	16483

REGULATORY AGENCY

☐ NPDES ☐ GROUND WATER ☐ DRINKING WATER
☐ UST ☐ RCRA ☑ OTHER CCR

Site Location STATE: GA

Section D Required Client Information

SAMPLE ID (A-Z, 0-9 / ,-) Sample IDs MUST BE UNIQUE

Valid Matrix Codes

MATRIX	CODE
DRINKING WATER	DW
WATER	WT
WASTE WATER	WW
PRODUCT	P
SOIL/SOLID	SL
OIL	OL
WIPE	WP
AIR	AR
OTHER	OT
TISSUE	TS

Requested Analysis Filtered (Y/N)

ITEM #	SAMPLE ID	MATRIX CODE (see valid codes to left)	SAMPLE TYPE (G=GRAB C=COMP)	COLLECTED COMPOSITE DATE	COLLECTED COMPOSITE TIME	COLLECTED COMPOSITE DATE	COLLECTED COMPOSITE TIME	SAMPLE TEMP AT COLLECTION	# OF CONTAINERS	Unpreserved	H_2SO_4	HNO_3	HCl	NaOH	$Na_2S_2O_3$	Methanol	Other	Analysis Test Y/N	Chloride, Fluoride, Sulfate	Full App. III and IV metals	Major Ions (Profile 10839-2)	TDS	Residual Chlorine (Y/N)	Pace Project No./ Lab I.D. 92767477
1	HAM-PT-07	WG	G	12/2/2024	1501			19	5	3		1					1		X	X	X	X	N	001
2	HAM-PT-08	WG	G	12/2/2024	1218			19	5	3		1					1		X	X	X	X	N	002
3	HAM-PT-09	WG	G	12/3/2024	1320			17	5	3		1					1		X	X	X	X	N	003
4	HAM-PT-10	WG	G	12/3/2024	1157			18	5	3		1					1		X	X	X	X	N	004
5	HAM-PT-11	WG	G	12/3/2024	1437			17	5	3		1					1		X	X	X	X	N	005
6	HAM-PT-12	WG	G	12/3/2024	1357			18	5	3		1					1		X	X	X	X	N	006
7	HAM-PT-13	WG	G	12/2/2024	1317	24		19	5	3		1					1		X	X	X	X	N	007
8	HAM-PT-14	WG	G	12/2/2024	1435			18	5	3		1					1		X	X	X	X	N	008
9	HAM-PT-15	WG	G	12/2/2024	1625			18	5	3		1					1		X	X	X	X	N	009
10	HAM-AP1-EB-01	WQ	G	12/3/2024	1550			18	5	3		1					1		X	X	X	X	N	010
11	HAM-AP1-FB-01	WQ	G	12/3/2024	1545			18	5	3		1					1		X	X	X	X	N	011
12	HAM-AP1-FD-01	WG	G	12/3/2024	0000			18	5	3		1					1		X	X	X	X	N	012

ADDITIONAL COMMENTS	RELINQUISHED BY / AFFILIATION	DATE	TIME	ACCEPTED BY / AFFILIATION	DATE	TIME	SAMPLE CONDITIONS
Task Code: HAM-CCR-CA-20241202	Zain Webb / Geosyntec	12/5/24	9:17	Ryan William / Pace	12/5/24	0917	
	Ryan William / Pace	12/5/24	1135	Charles Hamb	12/5/24	1135	

SAMPLER NAME AND SIGNATURE

PRINT Name of SAMPLER: Zain Webb / Geosyntec Consultants, Inc.

SIGNATURE of SAMPLER: Zain Webb DATE Signed (MM/DD/YY): 12/3/24

Temp in °C	Received on Ice (Y/N)	Custody Sealed Cooler (Y/N)	Samples Intact (Y/N)

*Important Note: By signing this form you are accepting Pace's NET 30 day payment terms and agreeing to late charges of 1.5% per month for any invoices not paid within 30 days.

FIELD SAMPLING REPORTS

Low-Flow Test Report:

Test Date / Time: 12/3/2024 2:39:37 PM
Project: GP-Plant Hammond
Operator Name: Zain W.

Location Name: INW-03 **Well Diameter: 2 in** **Casing Type: PVC** **Screen Length: 10 ft** **Top of Screen: 17.4 ft** **Total Depth: 27.4 ft** **Initial Depth to Water: 13.77 ft**	**Pump Type: Peristaltic** **Tubing Type: Polyethylene** **Pump Intake From TOC: 22.4 ft** **Estimated Total Volume Pumped: 5 liter** **Flow Cell Volume: 90 ml** **Final Flow Rate: 200 ml/min** **Final Draw Down: 0.1 ft**	**Instrument Used: Aqua TROLL 400** **Serial Number: 1170065**

Test Notes:
Parameters.

Weather Conditions:
Clear, 40 degrees F.

Low-Flow Readings:

Date Time	Elapsed Time	pH	Temperature	Specific Conductivity	RDO Concentration	Turbidity	ORP	Depth to Water	Flow
		+/- 0.1	+/- 0.5	+/- 5 %	+/- 0.2	+/- 5	+/- 10	+/- 0.3	
12/3/2024 2:39 PM	00:00	6.34 pH	17.86 °C	673.58 µS/cm	0.24 mg/L	14.40 NTU	28.7 mV	13.85 ft	200.00 ml/min
12/3/2024 2:44 PM	05:00	6.34 pH	17.72 °C	679.16 µS/cm	0.20 mg/L	11.30 NTU	44.4 mV	13.86 ft	200.00 ml/min
12/3/2024 2:49 PM	10:00	6.34 pH	17.86 °C	675.83 µS/cm	0.19 mg/L	8.75 NTU	44.6 mV	13.87 ft	200.00 ml/min
12/3/2024 2:54 PM	15:00	6.36 pH	18.08 °C	672.92 µS/cm	0.18 mg/L	7.73 NTU	44.3 mV	13.87 ft	200.00 ml/min

Samples

Sample ID:	Description:

Low-Flow Test Report:

Test Date / Time: 12/2/2024 3:40:26 PM
Project: GP-Plant Hammond
Operator Name: Jacob T.

Location Name: INW-04 **Well Diameter: 2 in** **Casing Type: PVC** **Screen Length: 10 ft** **Top of Screen: 35.3 ft** **Total Depth: 45.3 ft** **Initial Depth to Water: 26.81 ft**	**Pump Type: Bladder** **Tubing Type: Polyethylene** **Pump Intake From TOC: 40.3 ft** **Estimated Total Volume Pumped: 5.5 liter** **Flow Cell Volume: 90 ml** **Final Flow Rate: 200 ml/min** **Final Draw Down: 0.05 ft**	**Instrument Used: Aqua TROLL 400** **Serial Number: 1170046**

Test Notes:
Parameters.

Low-Flow Readings:

Date Time	Elapsed Time	pH	Temperature	Specific Conductivity	RDO Concentration	Turbidity	ORP	Depth to Water	Flow
		+/- 0.1	+/- 0.5	+/- 5 %	+/- 0.2	+/- 5	+/- 10	+/- 0.3	
12/2/2024 3:40 PM	00:00	6.57 pH	17.71 °C	654.65 µS/cm	0.13 mg/L	87.40 NTU	-10.4 mV	26.81 ft	200.00 ml/min
12/2/2024 3:45 PM	05:00	6.62 pH	17.77 °C	659.42 µS/cm	0.11 mg/L	72.30 NTU	-14.0 mV	26.84 ft	200.00 ml/min
12/2/2024 3:51 PM	11:02	6.64 pH	17.83 °C	668.93 µS/cm	0.11 mg/L	64.30 NTU	-17.6 mV	26.86 ft	200.00 ml/min
12/2/2024 3:52 PM	12:23	6.65 pH	17.81 °C	630.20 µS/cm	0.10 mg/L	--	-15.8 mV	26.86 ft	200.00 ml/min
12/2/2024 3:57 PM	17:23	6.65 pH	17.76 °C	672.56 µS/cm	0.09 mg/L	50.60 NTU	-25.4 mV	26.86 ft	200.00 ml/min

Samples

Sample ID:	Description:

Low-Flow Test Report:

Test Date / Time: 12/2/2024 4:20:07 PM
Project: GP-Plant Hammond
Operator Name: Jacob T.

Location Name: INW-05 **Well Diameter: 2 in** **Casing Type: PVC** **Screen Length: 10 ft** **Top of Screen: 35.3 ft** **Total Depth: 45.3 ft** **Initial Depth to Water: 26.34 ft**	**Pump Type: Bladder** **Tubing Type: Polyethylene** **Pump Intake From TOC: 40.3 ft** **Estimated Total Volume Pumped: 4 liter** **Flow Cell Volume: 90 ml** **Final Flow Rate: 200 ml/min** **Final Draw Down: 0.04 ft**	**Instrument Used: Aqua TROLL 400** **Serial Number: 1170046**

Test Notes:
Parameters.

Low-Flow Readings:

Date Time	Elapsed Time	pH	Temperature	Specific Conductivity	RDO Concentration	Turbidity	ORP	Depth to Water	Flow
		+/- 0.1	+/- 0.5	+/- 5 %	+/- 0.2	+/- 5	+/- 10	+/- 0.3	
12/2/2024 4:20 PM	00:00	7.12 pH	18.08 °C	757.06 µS/cm	0.47 mg/L	++++	-65.4 mV	26.36 ft	200.00 ml/min
12/2/2024 4:25 PM	05:00	7.13 pH	18.21 °C	754.80 µS/cm	0.35 mg/L	++++	-70.7 mV	26.36 ft	200.00 ml/min
12/2/2024 4:30 PM	10:00	7.12 pH	18.19 °C	758.30 µS/cm	0.22 mg/L	102.70 NTU	-75.3 mV	26.38 ft	200.00 ml/min
12/2/2024 4:35 PM	15:00	7.13 pH	18.26 °C	760.52 µS/cm	0.18 mg/L	65.20 NTU	-78.4 mV	26.38 ft	200.00 ml/min

Samples

Sample ID:	Description:

Created using VuSitu from In-Situ, Inc.

Low-Flow Test Report:

Test Date / Time: 12/2/2024 2:26:10 PM
Project: GP-Plant Hammond
Operator Name: Zain Webb

Location Name: PT-07 **Well Diameter: 2 in** **Casing Type: PVC** **Screen Length: 10 ft** **Top of Screen: 37.75 ft** **Total Depth: 47.75 ft** **Initial Depth to Water: 27.22 ft**	**Pump Type: Bladder** **Tubing Type: Polyethylene** **Pump Intake From TOC: 42.75 ft** **Estimated Total Volume Pumped: 5.25 liter** **Flow Cell Volume: 90 ml** **Final Flow Rate: 150 ml/min** **Final Draw Down: -0.03 ft**	**Instrument Used: Aqua TROLL 400** **Serial Number: 1170065**

Test Notes:
Full App. III & IV and Major Ions. Ferrous Iron: 6.5 mg/L, Total Iron: 9.2 mg/L.

Weather Conditions:
Clear, 40 degrees F.

Low-Flow Readings:

Date Time	Elapsed Time	pH	Temperature	Specific Conductivity	RDO Concentration	Turbidity	ORP	Depth to Water	Flow
		+/- 0.1	+/- 0.5	+/- 5 %	+/- 0.2	+/- 5	+/- 10	+/- 0.3	
12/2/2024 2:26 PM	00:00	6.85 pH	18.76 °C	755.91 µS/cm	0.96 mg/L	5.18 NTU	-63.8 mV	27.22 ft	150.00 ml/min
12/2/2024 2:31 PM	05:00	6.86 pH	18.84 °C	756.73 µS/cm	0.74 mg/L	3.27 NTU	-62.7 mV	27.16 ft	150.00 ml/min
12/2/2024 2:36 PM	10:00	6.86 pH	18.79 °C	759.08 µS/cm	0.61 mg/L	3.36 NTU	-53.7 mV	27.17 ft	150.00 ml/min
12/2/2024 2:41 PM	15:00	6.86 pH	18.83 °C	761.28 µS/cm	0.53 mg/L	2.61 NTU	-55.6 mV	27.18 ft	150.00 ml/min
12/2/2024 2:46 PM	20:00	6.86 pH	18.79 °C	761.15 µS/cm	0.39 mg/L	2.48 NTU	-56.1 mV	27.18 ft	150.00 ml/min
12/2/2024 2:51 PM	25:00	6.86 pH	18.84 °C	759.49 µS/cm	0.42 mg/L	2.04 NTU	-57.0 mV	27.19 ft	150.00 ml/min
12/2/2024 2:56 PM	30:00	6.87 pH	18.82 °C	760.18 µS/cm	0.46 mg/L	1.93 NTU	-57.7 mV	27.19 ft	150.00 ml/min

Samples

Sample ID:	Description:
HAM-PT-07	Grab.

Low-Flow Test Report:

Test Date / Time: 12/2/2024 11:48:16 AM
Project: GP-Plant Hammond
Operator Name: Jacob T.

Location Name: PT-08 **Well Diameter: 2 in** **Casing Type: PVC** **Screen Length: 10 ft** **Top of Screen: 32.2 ft** **Total Depth: 42.2 ft** **Initial Depth to Water: 26.86 ft**	**Pump Type: Bladder** **Tubing Type: Polyethylene** **Pump Intake From TOC: 37.2 ft** **Estimated Total Volume Pumped: 7 liter** **Flow Cell Volume: 90 ml** **Final Flow Rate: 200 ml/min Final Draw Down: 0.06 ft**	**Instrument Used: Aqua TROLL 400** **Serial Number: 1170046**

Test Notes:
Full App. III & IV and Major Ions. Ferrous Iron: 0.2 mg/L, Total Iron: 0.4 mg/L.

Low-Flow Readings:

Date Time	Elapsed Time	pH	Temperature	Specific Conductivity	RDO Concentration	Turbidity	ORP	Depth to Water	Flow
		+/- 0.1	+/- 0.5	+/- 5 %	+/- 0.2	+/- 5	+/- 10	+/- 0.3	
12/2/2024 11:48 AM	00:00	6.39 pH	18.57 °C	547.38 µS/cm	0.32 mg/L	14.40 NTU	59.2 mV	26.58 ft	200.00 ml/min
12/2/2024 11:53 AM	05:00	6.43 pH	18.57 °C	585.92 µS/cm	0.23 mg/L	11.30 NTU	49.1 mV	26.89 ft	200.00 ml/min
12/2/2024 11:58 AM	10:00	6.47 pH	18.52 °C	602.98 µS/cm	0.19 mg/L	7.11 NTU	44.4 mV	26.92 ft	200.00 ml/min
12/2/2024 12:03 PM	15:00	6.48 pH	18.55 °C	603.27 µS/cm	0.17 mg/L	5.70 NTU	46.6 mV	26.92 ft	200.00 ml/min
12/2/2024 12:08 PM	20:00	6.49 pH	18.54 °C	613.32 µS/cm	0.15 mg/L	4.32 NTU	65.7 mV	26.92 ft	200.00 ml/min
12/2/2024 12:13 PM	25:00	6.49 pH	18.51 °C	613.76 µS/cm	0.15 mg/L	4.20 NTU	66.8 mV	26.92 ft	200.00 ml/min
12/2/2024 12:18 PM	30:00	6.49 pH	18.52 °C	607.25 µS/cm	0.13 mg/L	2.30 NTU	48.5 mV	26.92 ft	200.00 ml/min

Samples

Sample ID:	Description:
HAM-PT-08	Grab.

Created using VuSitu from In-Situ, Inc.

Low-Flow Test Report:

Test Date / Time: 12/3/2024 12:50:27 PM
Project: GP-Plant Hammond
Operator Name: Jacob T.

Location Name: PT-09 **Well Diameter: 2 in** **Casing Type: PVC** **Screen Length: 10 ft** **Top of Screen: 20.47 ft** **Total Depth: 30.47 ft** **Initial Depth to Water: 17.09 ft**	**Pump Type: Peristaltic** **Tubing Type: Polyethylene** **Pump Intake From TOC: 25.47 ft** **Estimated Total Volume Pumped: 24 liter** **Flow Cell Volume: 90 ml** **Final Flow Rate: 200 ml/min** **Final Draw Down: 0 ft**	**Instrument Used: Aqua TROLL 400** **Serial Number: 1080307**

Test Notes:
Full App. III & IV and Major Ions. Ferrous Iron: 0 mg/L, Total Iron: 0 mg/L.

Low-Flow Readings:

Date Time	Elapsed Time	pH	Temperature	Specific Conductivity	RDO Concentration	Turbidity	ORP	Depth to Water	Flow
		+/- 0.1	+/- 0.5	+/- 5 %	+/- 0.2	+/- 5	+/- 10	+/- 0.3	
12/3/2024 12:50 PM	00:00	7.12 pH	17.92 °C	760.91 µS/cm	0.73 mg/L	5.47 NTU	89.7 mV	17.09 ft	200.00 ml/min
12/3/2024 12:55 PM	05:00	7.09 pH	17.82 °C	738.10 µS/cm	0.80 mg/L	2.46 NTU	79.3 mV	17.09 ft	200.00 ml/min
12/3/2024 1:00 PM	10:00	7.10 pH	17.72 °C	750.06 µS/cm	0.77 mg/L	2.02 NTU	51.5 mV	17.09 ft	200.00 ml/min
12/3/2024 1:05 PM	15:00	7.09 pH	17.81 °C	744.90 µS/cm	0.78 mg/L	1.81 NTU	46.2 mV	17.09 ft	200.00 ml/min
12/3/2024 1:10 PM	20:00	7.10 pH	17.38 °C	740.10 µS/cm	0.76 mg/L	1.12 NTU	42.8 mV	17.09 ft	200.00 ml/min
12/3/2024 1:15 PM	25:00	7.08 pH	17.40 °C	742.19 µS/cm	0.71 mg/L	1.15 NTU	41.1 mV	17.09 ft	200.00 ml/min
12/3/2024 1:20 PM	30:00	7.09 pH	17.31 °C	730.13 µS/cm	0.69 mg/L	1.41 NTU	40.0 mV	17.09 ft	200.00 ml/min

Samples

Sample ID:	Description:
HAM-PT-09	Grab.

Created using VuSitu from In-Situ, Inc.

Low-Flow Test Report:

Test Date / Time: 12/3/2024 11:21:47 AM
Project: GP-Plant Hammond
Operator Name: Zain Webb

Location Name: PT-10 **Well Diameter: 2 in** **Casing Type: PVC** **Screen Length: 10 ft** **Top of Screen: 20.45 ft** **Total Depth: 30.45 ft** **Initial Depth to Water: 17.19 ft**	**Pump Type: Peristaltic** **Tubing Type: Polyethylene** **Pump Intake From TOC: 25.45 ft** **Estimated Total Volume Pumped: 7 liter** **Flow Cell Volume: 90 ml** **Final Flow Rate: 200 ml/min** **Final Draw Down: 0.06 ft**	**Instrument Used: Aqua TROLL 400** **Serial Number: 1170065**

Test Notes:
Full App. III & IV and Major Ions. Ferrous Iron: 0 mg/L, Total Iron: 0 mg/L.

Weather Conditions:
Clear, 40 degrees F.

Low-Flow Readings:

Date Time	Elapsed Time	pH	Temperature	Specific Conductivity	RDO Concentration	Turbidity	ORP	Depth to Water	Flow
		+/- 0.1	+/- 0.5	+/- 5 %	+/- 0.2	+/- 5	+/- 10	+/- 0.3	
12/3/2024 11:21 AM	00:00	6.61 pH	17.58 °C	668.58 µS/cm	0.28 mg/L	3.68 NTU	38.6 mV	17.19 ft	200.00 ml/min
12/3/2024 11:26 AM	05:00	6.71 pH	17.85 °C	680.97 µS/cm	0.20 mg/L	2.84 NTU	50.2 mV	17.25 ft	200.00 ml/min
12/3/2024 11:31 AM	10:00	6.76 pH	18.17 °C	688.26 µS/cm	0.18 mg/L	1.69 NTU	51.1 mV	17.25 ft	200.00 ml/min
12/3/2024 11:36 AM	15:00	6.78 pH	18.04 °C	685.04 µS/cm	0.16 mg/L	1.35 NTU	53.2 mV	17.25 ft	200.00 ml/min
12/3/2024 11:41 AM	20:00	6.80 pH	17.99 °C	682.95 µS/cm	0.16 mg/L	1.12 NTU	54.5 mV	17.25 ft	200.00 ml/min
12/3/2024 11:46 AM	25:00	6.82 pH	18.16 °C	681.20 µS/cm	0.15 mg/L	1.03 NTU	55.1 mV	17.25 ft	200.00 ml/min
12/3/2024 11:51 AM	30:00	6.83 pH	18.32 °C	678.04 µS/cm	0.15 mg/L	0.94 NTU	57.0 mV	17.25 ft	200.00 ml/min

Samples

Sample ID:	Description:
HAM-PT-10	Grab.
HAM-AP1-FD-01	Grab.

Low-Flow Test Report:

Test Date / Time: 12/3/2024 2:05:37 PM
Project: GP-Plant Hammond
Operator Name: Jacob T.

Location Name: PT-11 **Well Diameter: 2 in** **Casing Type: PVC** **Screen Length: 10 ft** **Top of Screen: 16.9 ft** **Total Depth: 26.9 ft** **Initial Depth to Water: 13.71 ft**	**Pump Type: Peristaltic** **Tubing Type: Polyethylene** **Pump Intake From TOC: 21.9 ft** **Estimated Total Volume Pumped: 7.2 liter** **Flow Cell Volume: 90 ml** **Final Flow Rate: 200 ml/min** **Final Draw Down: 0 ft**	**Instrument Used: Aqua TROLL 400** **Serial Number: 1080307**

Test Notes:
Full App. III & IV and Major Ions.

Weather Conditions:
Clear, 40 degrees F.

Low-Flow Readings:

Date Time	Elapsed Time	pH	Temperature	Specific Conductivity	RDO Concentration	Turbidity	ORP	Depth to Water	Flow
		+/- 0.1	+/- 0.5	+/- 5 %	+/- 0.2	+/- 5	+/- 10	+/- 0.3	
12/3/2024 2:05 PM	00:00	6.94 pH	16.67 °C	686.68 µS/cm	0.39 mg/L	1.72 NTU	92.2 mV	13.71 ft	200.00 ml/min
12/3/2024 2:07 PM	01:38	6.95 pH	17.24 °C	691.29 µS/cm	0.22 mg/L	--	72.1 mV	13.71 ft	200.00 ml/min
12/3/2024 2:12 PM	06:38	7.00 pH	17.54 °C	678.26 µS/cm	0.12 mg/L	0.82 NTU	59.7 mV	13.71 ft	200.00 ml/min
12/3/2024 2:17 PM	11:38	7.03 pH	17.57 °C	691.42 µS/cm	0.11 mg/L	0.64 NTU	38.8 mV	13.71 ft	200.00 ml/min
12/3/2024 2:22 PM	16:38	7.05 pH	17.71 °C	691.94 µS/cm	0.10 mg/L	0.92 NTU	45.3 mV	13.71 ft	200.00 ml/min
12/3/2024 2:27 PM	21:38	7.07 pH	17.45 °C	696.87 µS/cm	0.11 mg/L	0.85 NTU	32.7 mV	13.71 ft	200.00 ml/min
12/3/2024 2:32 PM	26:38	7.07 pH	17.17 °C	706.29 µS/cm	0.11 mg/L	0.89 NTU	30.5 mV	13.71 ft	200.00 ml/min
12/3/2024 2:37 PM	31:38	7.08 pH	17.00 °C	710.00 µS/cm	0.11 mg/L	0.70 NTU	28.9 mV	13.71 ft	200.00 ml/min

Samples

Sample ID:	Description:
HAM-PT-11	Grab.

Low-Flow Test Report:

Test Date / Time: 12/3/2024 1:22:08 PM
Project: GP-Plant Hammond
Operator Name: Zain Webb

Location Name: PT-12 **Well Diameter: 2 in** **Casing Type: PVC** **Screen Length: 10 ft** **Top of Screen: 17.3 ft** **Total Depth: 27.3 ft** **Initial Depth to Water: 13.6 ft**	**Pump Type: Peristaltic** **Tubing Type: Polyethylene** **Pump Intake From TOC: 22.3 ft** **Estimated Total Volume Pumped: 7 liter** **Flow Cell Volume: 90 ml** **Final Flow Rate: 200 ml/min** **Final Draw Down: 0 ft**	**Instrument Used: Aqua TROLL 400** **Serial Number: 1170065**

Test Notes:
Full App. III & IV and Major Ions. Ferrous Iron: 0 mg/L, Total Iron: 0 mg/L.

Weather Conditions:
Clear, 40 degrees F.

Low-Flow Readings:

Date Time	Elapsed Time	pH	Temperature	Specific Conductivity	RDO Concentration	Turbidity	ORP	Depth to Water	Flow
		+/- 0.1	+/- 0.5	+/- 5 %	+/- 0.2	+/- 5	+/- 10	+/- 0.3	
12/3/2024 1:22 PM	00:00	6.63 pH	17.81 °C	747.86 µS/cm	0.21 mg/L	6.84 NTU	44.5 mV	13.60 ft	200.00 ml/min
12/3/2024 1:27 PM	05:00	6.63 pH	17.82 °C	749.89 µS/cm	0.20 mg/L	5.12 NTU	77.0 mV	13.60 ft	200.00 ml/min
12/3/2024 1:32 PM	10:00	6.66 pH	17.90 °C	752.37 µS/cm	0.19 mg/L	4.00 NTU	74.2 mV	13.60 ft	200.00 ml/min
12/3/2024 1:37 PM	15:00	6.67 pH	17.49 °C	748.62 µS/cm	0.19 mg/L	4.53 NTU	73.1 mV	13.60 ft	200.00 ml/min
12/3/2024 1:42 PM	20:00	6.64 pH	17.50 °C	742.47 µS/cm	0.18 mg/L	4.30 NTU	70.9 mV	13.60 ft	200.00 ml/min
12/3/2024 1:47 PM	25:00	6.65 pH	17.48 °C	742.14 µS/cm	0.18 mg/L	3.64 NTU	69.2 mV	13.60 ft	200.00 ml/min
12/3/2024 1:52 PM	30:00	6.65 pH	17.50 °C	741.65 µS/cm	0.18 mg/L	3.47 NTU	68.7 mV	13.60 ft	200.00 ml/min

Samples

Sample ID:	Description:
HAM-PT-12	Grab.

Low-Flow Test Report:

Test Date / Time: 12/2/2024 11:42:31 AM
Project: GP-Plant Hammond
Operator Name: Zain Webb

Location Name: PT-13 **Well Diameter: 2 in** **Casing Type: PVC** **Screen Length: 10 ft** **Top of Screen: 35.3 ft** **Total Depth: 45.3 ft** **Initial Depth to Water: 26.58 ft**	**Pump Type: Bladder** **Tubing Type: Polyethylene** **Pump Intake From TOC: 40.3 ft** **Estimated Total Volume Pumped: 14.25 liter** **Flow Cell Volume: 90 ml** **Final Flow Rate: 150 ml/min** **Final Draw Down: 0 ft**	**Instrument Used: Aqua TROLL 400** **Serial Number: 1170065**

Test Notes:
Full App. III & IV and Major Ions. Total Iron: 4.0 mg/L.

Weather Conditions:
Clear, 40 degrees F.

Low-Flow Readings:

Date Time	Elapsed Time	pH	Temperature	Specific Conductivity	RDO Concentration	Turbidity	ORP	Depth to Water	Flow
		+/- 0.1	+/- 0.5	+/- 5 %	+/- 0.2	+/- 5	+/- 10	+/- 0.3	
12/2/2024 11:42 AM	00:00	6.76 pH	17.86 °C	747.43 µS/cm	3.07 mg/L	52.90 NTU	-48.1 mV	26.58 ft	150.00 ml/min
12/2/2024 11:47 AM	05:00	6.81 pH	18.21 °C	778.89 µS/cm	3.12 mg/L	40.20 NTU	-52.2 mV	26.57 ft	150.00 ml/min
12/2/2024 11:52 AM	10:00	6.82 pH	18.27 °C	779.03 µS/cm	2.80 mg/L	36.70 NTU	-54.2 mV	26.58 ft	150.00 ml/min
12/2/2024 11:57 AM	15:00	6.82 pH	18.33 °C	762.71 µS/cm	2.52 mg/L	21.40 NTU	-54.8 mV	26.58 ft	150.00 ml/min
12/2/2024 12:02 PM	20:00	6.83 pH	18.42 °C	772.12 µS/cm	6.56 mg/L	16.60 NTU	-52.9 mV	26.58 ft	150.00 ml/min
12/2/2024 12:07 PM	25:00	6.83 pH	18.35 °C	774.53 µS/cm	4.26 mg/L	14.30 NTU	-49.3 mV	26.58 ft	150.00 ml/min
12/2/2024 12:12 PM	30:00	6.84 pH	18.26 °C	778.89 µS/cm	0.71 mg/L	13.10 NTU	-68.9 mV	26.58 ft	150.00 ml/min
12/2/2024 12:17 PM	35:00	6.83 pH	18.28 °C	779.09 µS/cm	0.61 mg/L	11.80 NTU	-55.9 mV	26.58 ft	150.00 ml/min
12/2/2024 12:22 PM	40:00	6.83 pH	18.36 °C	779.19 µS/cm	0.65 mg/L	11.00 NTU	-56.5 mV	26.58 ft	150.00 ml/min
12/2/2024 12:27 PM	45:00	6.83 pH	18.35 °C	778.82 µS/cm	0.62 mg/L	9.56 NTU	-56.7 mV	26.58 ft	150.00 ml/min
12/2/2024 12:32 PM	50:00	6.83 pH	18.36 °C	778.50 µS/cm	0.55 mg/L	8.47 NTU	-57.5 mV	26.58 ft	150.00 ml/min
12/2/2024 12:37 PM	55:00	6.83 pH	18.39 °C	773.95 µS/cm	0.50 mg/L	8.33 NTU	-57.6 mV	26.58 ft	150.00 ml/min
12/2/2024 12:42 PM	01:00:00	6.82 pH	18.43 °C	776.26 µS/cm	0.48 mg/L	7.56 NTU	-58.1 mV	26.58 ft	150.00 ml/min

12/2/2024 12:47 PM	01:05:00	6.82 pH	18.50 °C	778.94 µS/cm	0.60 mg/L	7.02 NTU	-58.3 mV	26.58 ft	150.00 ml/min
12/2/2024 12:52 PM	01:10:00	6.82 pH	18.47 °C	773.41 µS/cm	0.45 mg/L	6.24 NTU	-58.5 mV	26.58 ft	150.00 ml/min
12/2/2024 12:57 PM	01:15:00	6.82 pH	18.52 °C	774.20 µS/cm	0.41 mg/L	6.76 NTU	-59.0 mV	26.58 ft	150.00 ml/min
12/2/2024 1:02 PM	01:20:00	6.81 pH	18.51 °C	784.18 µS/cm	0.53 mg/L	5.90 NTU	-58.1 mV	26.58 ft	150.00 ml/min
12/2/2024 1:07 PM	01:25:00	6.82 pH	18.52 °C	774.29 µS/cm	0.38 mg/L	5.62 NTU	-59.1 mV	26.58 ft	150.00 ml/min
12/2/2024 1:12 PM	01:30:00	6.82 pH	18.53 °C	773.35 µS/cm	0.52 mg/L	4.74 NTU	-59.1 mV	26.58 ft	150.00 ml/min

Samples

Sample ID:	Description:
HAM-PT-13	Grab.

Low-Flow Test Report:

Test Date / Time: 12/2/2024 1:50:48 PM
Project: GP-Plant Hammond
Operator Name: Jacob T.

Location Name: PT-14 **Well Diameter: 2 in** **Casing Type: PVC** **Screen Length: 10 ft** **Top of Screen: 35.3 ft** **Total Depth: 45.3 ft** **Initial Depth to Water: 26.54 ft**	**Pump Type: Bladder** **Tubing Type: Polyethylene** **Pump Intake From TOC: 40.3 ft** **Estimated Total Volume Pumped: 10 liter** **Flow Cell Volume: 90 ml** **Final Flow Rate: 200 ml/min** **Final Draw Down: 0.05 ft**	**Instrument Used: Aqua TROLL 400** **Serial Number: 1170046**

Test Notes:
Full App. III & IV and Major Ions. Ferrous Iron: 5.2 mg/L, Total Iron: 5.6 mg/L.

Weather Conditions:
Clear, 40 degrees F.

Low-Flow Readings:

Date Time	Elapsed Time	pH	Temperature	Specific Conductivity	RDO Concentration	Turbidity	ORP	Depth to Water	Flow
		+/- 0.1	+/- 0.5	+/- 5 %	+/- 0.2	+/- 5	+/- 10	+/- 0.3	
12/2/2024 1:50 PM	00:00	7.16 pH	18.88 °C	782.39 µS/cm	0.34 mg/L	50.40 NTU	-77.5 mV	26.54 ft	200.00 ml/min
12/2/2024 1:55 PM	05:00	7.16 pH	18.90 °C	783.70 µS/cm	0.21 mg/L	42.70 NTU	-78.0 mV	26.54 ft	200.00 ml/min
12/2/2024 2:00 PM	10:00	7.17 pH	18.84 °C	782.11 µS/cm	0.17 mg/L	36.80 NTU	-104.7 mV	26.54 ft	200.00 ml/min
12/2/2024 2:05 PM	15:00	7.18 pH	18.76 °C	782.95 µS/cm	0.15 mg/L	30.10 NTU	-106.2 mV	26.54 ft	200.00 ml/min
12/2/2024 2:10 PM	20:00	7.18 pH	18.49 °C	783.57 µS/cm	0.14 mg/L	20.30 NTU	-81.4 mV	26.54 ft	200.00 ml/min
12/2/2024 2:15 PM	25:00	7.18 pH	18.26 °C	787.19 µS/cm	0.13 mg/L	17.80 NTU	-107.2 mV	26.54 ft	200.00 ml/min
12/2/2024 2:20 PM	30:00	7.18 pH	18.22 °C	787.83 µS/cm	0.12 mg/L	14.10 NTU	-81.1 mV	26.54 ft	200.00 ml/min
12/2/2024 2:25 PM	35:00	7.18 pH	18.21 °C	787.85 µS/cm	0.12 mg/L	7.48 NTU	-108.5 mV	26.54 ft	200.00 ml/min
12/2/2024 2:30 PM	40:00	7.18 pH	18.17 °C	787.77 µS/cm	0.11 mg/L	6.34 NTU	-84.0 mV	26.59 ft	200.00 ml/min
12/2/2024 2:35 PM	45:00	7.18 pH	18.13 °C	787.18 µS/cm	0.11 mg/L	4.76 NTU	-85.0 mV	26.59 ft	200.00 ml/min

Samples

Sample ID:	Description:
HAM-PT-14	Grab.

Low-Flow Test Report:

Test Date / Time: 12/2/2024 3:50:39 PM
Project: GP-Plant Hammond
Operator Name: Zain Webb

Location Name: PT-15 **Well Diameter: 2 in** **Casing Type: PVC** **Screen Length: 10 ft** **Top of Screen: 35.3 ft** **Total Depth: 45.3 ft** **Initial Depth to Water: 26.51 ft**	**Pump Type: Bladder** **Tubing Type: Polyethylene** **Pump Intake From TOC: 40.3 ft** **Estimated Total Volume Pumped: 5.25 liter** **Flow Cell Volume: 90 ml** **Final Flow Rate: 150 ml/min** **Final Draw Down: 0.01 ft**	**Instrument Used: Aqua TROLL 400** **Serial Number: 1170065**

Test Notes:
Full App. III & IV and Major Ions. Ferrous Iron: 0 mg/L, Total Iron: 0.2 mg/L.

Weather Conditions:
Clear, 40 degrees F.

Low-Flow Readings:

Date Time	Elapsed Time	pH	Temperature	Specific Conductivity	RDO Concentration	Turbidity	ORP	Depth to Water	Flow
		+/- 0.1	+/- 0.5	+/- 5 %	+/- 0.2	+/- 5	+/- 10	+/- 0.3	
12/2/2024 3:50 PM	00:00	6.98 pH	18.48 °C	654.57 µS/cm	0.52 mg/L	27.60 NTU	-78.9 mV	26.51 ft	150.00 ml/min
12/2/2024 3:55 PM	05:00	6.82 pH	18.48 °C	704.98 µS/cm	0.45 mg/L	22.30 NTU	-18.6 mV	26.51 ft	150.00 ml/min
12/2/2024 4:00 PM	10:00	6.79 pH	18.47 °C	708.66 µS/cm	0.43 mg/L	15.50 NTU	-0.9 mV	26.52 ft	150.00 ml/min
12/2/2024 4:05 PM	15:00	6.78 pH	18.45 °C	706.73 µS/cm	0.40 mg/L	8.91 NTU	5.9 mV	26.52 ft	150.00 ml/min
12/2/2024 4:10 PM	20:00	6.77 pH	18.46 °C	706.23 µS/cm	0.31 mg/L	5.37 NTU	10.0 mV	26.52 ft	150.00 ml/min
12/2/2024 4:15 PM	25:00	6.76 pH	18.39 °C	707.28 µS/cm	0.30 mg/L	4.28 NTU	12.8 mV	26.52 ft	150.00 ml/min
12/2/2024 4:20 PM	30:00	6.76 pH	18.43 °C	703.58 µS/cm	0.32 mg/L	2.70 NTU	13.9 mV	26.52 ft	150.00 ml/min

Samples

Sample ID:	Description:
HAM-PT-15	Grab.

CALIBRATION REPORTS

ZW

Field Instrumentation Calibration Form

Site Name: Plant Hammond

Date: 12-2-24

Calibrated By: Zain W.

Field Conditions: Clear, 30°F

Instrument	Manufactuer/ Model	Serial Number
Water Quality Meter	Aqua Troll 400	1170065
Turbidity Meter	La Motte 2020WI	

Calibration Standard Information				
Parameter	Standard	Lot #	Date of Expiration	Brand
Specific Conductance (µS/cm)	4,490	24012048	05/2025	AIR
pH (SU)	4.00	24010943	05/2025	AIR
pH (SU)	7.00	24008587	06/2025	AIR
pH (SU)	10.00	24004996	06/2025	AIR
D.O. (%)	N/A	—	—	—
ORP (mV)	228.0	24011792	06/2025	AIR

Calibration					
Time Start 0725		Time Finish 0751			
Parameter	Standard	Calibration Value	Calibration Solution Temperature (°C)	Acceptance Criteria	Reference
Specific Conductance (µS/cm)	4,490	4490	12.32	± 10% of standard	EPA 2023
pH (SU)	4.00	4.00	12.51	± 0.1	GWMP
pH (SU)	7.00	7.00	12.88	± 0.1	GWMP
pH (SU)	10.00	10.00	13.34	± 0.1	GWMP
D.O. (%)	N/A	100.2	13.00	± 10%	NA
ORP (mV)	228.0	228.0	13.43	± 10	EPA 2023

	Standard	Calibration Value	Acceptance Criteria	Reference
Turbidity (NTU)	0	0	± 10% of standard	EPA 2023
	1	1		
	10	10		
	—	—		

Calibration Check					
Time Start		Time Finish			
Parameter	Standard	Calibration Value	Calibration Solution Temperature (°C)	Acceptance Criteria	Reference
Specific Conductance (µS/cm)	4,490			± 10% of standard	EPA 2023
pH (SU)	4.00			± 0.1	GWMP
pH (SU)	7.00			± 0.1	GWMP
pH (SU)	10.00			± 0.1	GWMP

	Standard	Calibration Value	Acceptance Criteria	Reference
Turbidity (NTU)			± 10% of standard	EPA 2023

Notes:

Site Name: Plant Hammond

Field Instrumentation Calibration Form

Date: 12/02/2024

Calibrated By: Jacob Tracy

Field Conditions: Sunny, Clear

Instrument	Manufactuer/ Model	Serial Number
Water Quality Meter	In-situ	1170046
Turbidity Meter	Lamotte	

Calibration Standard Information				
Parameter	Standard	Lot #	Date of Expiration	Brand
Specific Conductance (µS/cm)	4,490	24010943	05/2025	AIR
pH (SU)	4.00	24010943	05/2025	
pH (SU)	7.00	24008587	06/2025	
pH (SU)	10.00	24004996	06/2025	
D.O. (%)	N/A	—		
ORP (mV)	228.0	24011792	06/2025	

Calibration					
Time Start 11:00		Time Finish 11:30			
Parameter	Standard	Calibration Value	Calibration Solution Temperature (°C)	Acceptance Criteria	Reference
Specific Conductance (µS/cm)	4,490	4490	6.69	± 10% of standard	EPA 2023
pH (SU)	4.00	4.00	6.73	± 0.1	GWMP
pH (SU)	7.00	7.00	7.84	± 0.1	GWMP
pH (SU)	10.00	10.00	8.38	± 0.1	GWMP
D.O. (%)	N/A	100	8.76	± 10%	NA
ORP (mV)	228.0	228.0	8.37	± 10	EPA 2023

	Standard	Calibration Value	Acceptance Criteria	Reference
Turbidity (NTU)	0	0	± 10% of standard	EPA 2023
	1	1.03		
	10	10.2		

Calibration Check					
Time Start		Time Finish			
Parameter	Standard	Calibration Value	Calibration Solution Temperature (°C)	Acceptance Criteria	Reference
Specific Conductance (µS/cm)	4,490			± 10% of standard	EPA 2023
pH (SU)	4.00			± 0.1	GWMP
pH (SU)	7.00			± 0.1	GWMP
pH (SU)	10.00			± 0.1	GWMP

	Standard	Calibration Value	Acceptance Criteria	Reference
Turbidity (NTU)			± 10% of standard	EPA 2023

Notes:

Site Name: Plant Hammond

Field Instrumentation Calibration Form

Date: 12/03/24

Calibrated By: Jacob Irvy

Field Conditions: Sunny, Clear

Instrument	Manufactuer/ Model	Serial Number
Water Quality Meter	In-Situ	~~[illegible]~~ 1080307
Turbidity Meter	Lamotte	

AIR brought replacement sensor ✓

Calibration Standard Information				
Parameter	Standard	Lot #	Date of Expiration	Brand
Specific Conductance (µS/cm)	4,490	24010943	05/2025	AIR
pH (SU)	4.00	24010943	05/2025	
pH (SU)	7.00	24005587	06/2025	
pH (SU)	10.00	24004996	06/2025	
D.O. (%)	N/A			
ORP (mV)	228.0	24011792	06/2025	

Calibration					
Time Start ~~[illegible]~~ 11:45		Time Finish 12:20			
Parameter	Standard	Calibration Value	Calibration Solution Temperature (°C)	Acceptance Criteria	Reference
Specific Conductance (µS/cm)	4,490	4490	8.73	± 10% of standard	EPA 2023
pH (SU)	4.00	4.07	8.75	± 0.1	GWMP
pH (SU)	7.00	7.0	9.42	± 0.1	GWMP
pH (SU)	10.00	11.7	10.08	± 0.1	GWMP
D.O. (%)	N/A	100	12.22	± 10%	NA
ORP (mV)	228.0	228	10.42	± 10	EPA 2023

	Standard	Calibration Value	Acceptance Criteria	Reference
Turbidity (NTU)	0	0.02	± 10% of standard	EPA 2023
	1	1.02		
	10	10.8		

Calibration Check					
Time Start		Time Finish			
Parameter	Standard	Calibration Value	Calibration Solution Temperature (°C)	Acceptance Criteria	Reference
Specific Conductance (µS/cm)	4,490			± 10% of standard	EPA 2023
pH (SU)	4.00			± 0.1	GWMP
pH (SU)	7.00			± 0.1	GWMP
pH (SU)	10.00			± 0.1	GWMP

	Standard	Calibration Value	Acceptance Criteria	Reference
Turbidity (NTU)			± 10% of standard	EPA 2023

Notes:

Site Name: Plant Hammond

Calibrated By: Zain W.

Field Instrumentation Calibration Form

Date: 12/3/24

Field Conditions: Clear, 30°F

Instrument	Manufactuer/ Model	Serial Number
Water Quality Meter	AquaTroll 600	1170065
Turbidity Meter	La Motte 2020we	

Calibration Standard Information				
Parameter	Standard	Lot #	Date of Expiration	Brand
Specific Conductance (µS/cm)	4,490	24010943	05/2025	AIR
pH (SU)	4.00	24010943	05/2025	AIR
pH (SU)	7.00	24008587	06/2025	AIR
pH (SU)	10.00	24004796	06/2025	AIR
D.O. (%)	N/A	—	—	—
ORP (mV)	228.0	24011792	06/2025	AIR

Calibration					
Time Start 0702		Time Finish 0723			
Parameter	Standard	Calibration Value	Calibration Solution Temperature (°C)	Acceptance Criteria	Reference
Specific Conductance (µS/cm)	4,490	4490	6.69	± 10% of standard	EPA 2023
pH (SU)	4.00	4.00	6.73	± 0.1	GWMP
pH (SU)	7.00	7.00	7.84	± 0.1	GWMP
pH (SU)	10.00	10.00	8.38	± 0.1	GWMP
D.O. (%)	N/A	100%	8.76	± 10%	NA
ORP (mV)	228.0	228.0	8.57	± 10	EPA 2023

	Standard	Calibration Value	Acceptance Criteria	Reference
Turbidity (NTU)	0	0	± 10% of standard	EPA 2023
	1	1		
	10	10		
	—	—		

Calibration Check					
Time Start		Time Finish			
Parameter	Standard	Calibration Value	Calibration Solution Temperature (°C)	Acceptance Criteria	Reference
Specific Conductance (µS/cm)	4,490			± 10% of standard	EPA 2023
pH (SU)	4.00			± 0.1	GWMP
pH (SU)	7.00			± 0.1	GWMP
pH (SU)	10.00			± 0.1	GWMP

	Standard	Calibration Value	Acceptance Criteria	Reference
Turbidity (NTU)			± 10% of standard	EPA 2023

Notes:

TIME SERIES GRAPHS

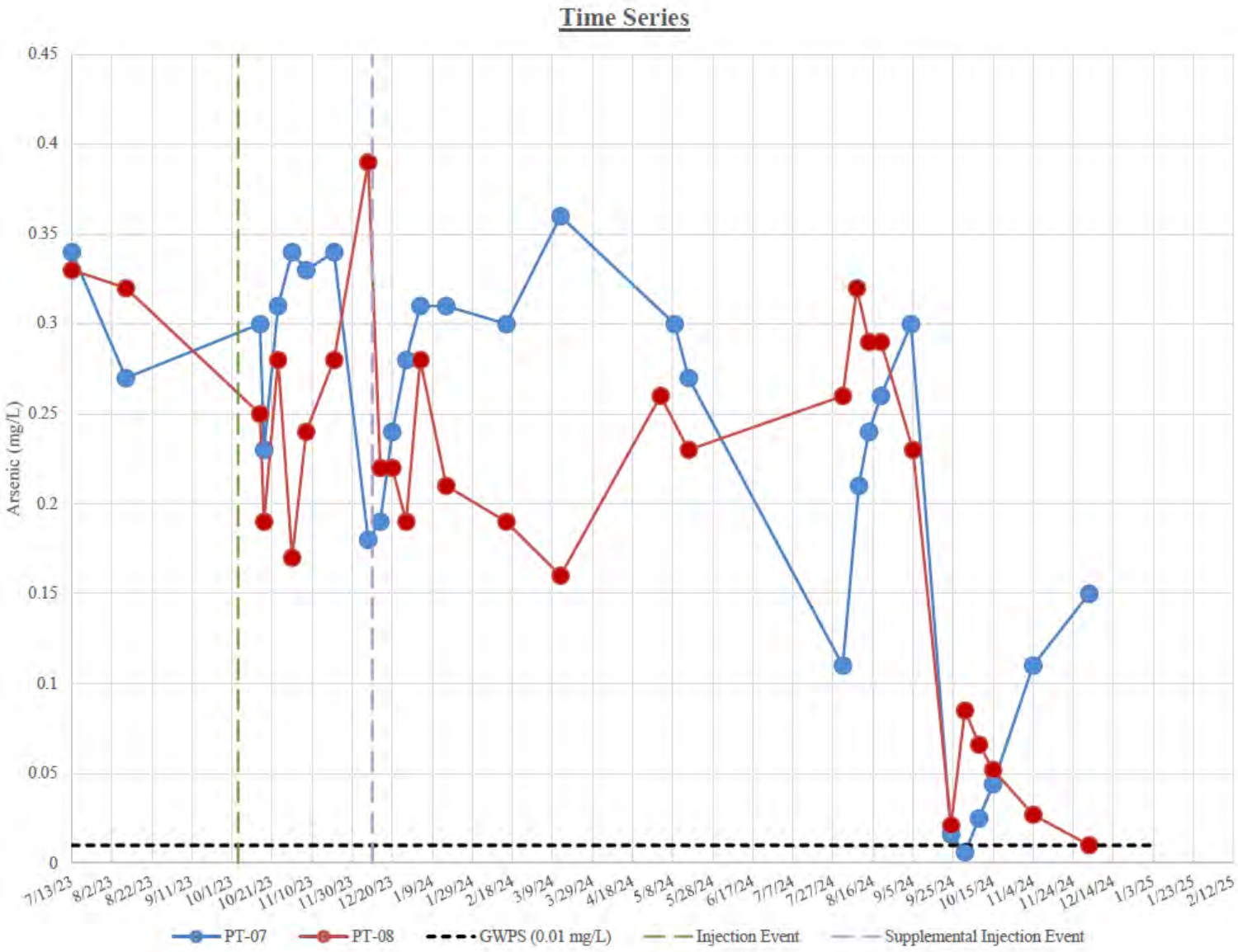

Notes:
1. mg/L = milligrams per liter
2. GWPS = Groundwater Protection Standard

TIME SERIES – HGWC-13 PILOT STUDY AREA

GEORGIA POWER COMPANY
PLANT HAMMOND AP-1
ROME, FLOYD COUNTY, GEORGIA

Prepared For: Georgia Power

Prepared By: Geosyntec consultants

KENNESAW, GA

JANUARY 2025

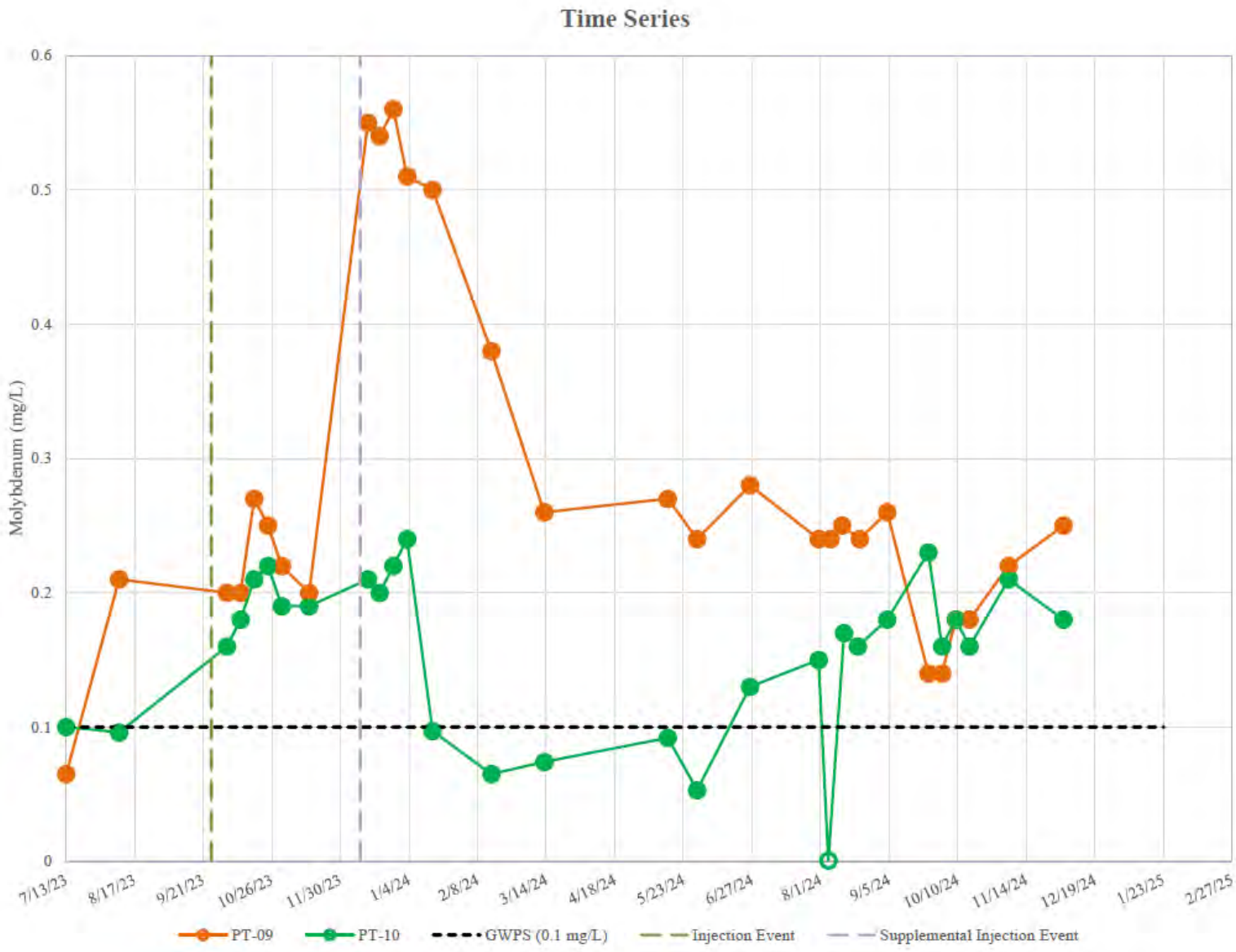

Notes:

1. mg/L = milligrams per liter
2. GWPS = Groundwater Protection Standard

TIME SERIES – HGWC-8 PILOT STUDY AREA

GEORGIA POWER COMPANY
PLANT HAMMOND AP-1
ROME, FLOYD COUNTY, GEORGIA

Prepared For: Georgia Power

Prepared By: Geosyntec consultants

KENNESAW, GA

JANUARY 2025

SUMMARY OF INJECTION VOLUMES

Table E-1
Summary of Daily Injection Volumes
Plant Hammond AP-1, Floyd County, Georgia

Date	Daily Injection Volume (gal)	
	HGWC-8 (East Area)	HGWC-13 (Southwest Area)
9/25/2023*	500	--
9/26/2023*	1,500	--
9/27/2023%	2,200	--
9/28/2023%	2,250	--
9/29/2023%	2,350	--
9/30/2023%	2,000	--
10/1/2023%	2,250	--
10/2/2023%	2,300	--
10/3/2023%	250	--
10/4/2023*	--	238
10/9/2023*	--	580
10/10/2023%	--	1,050
10/11/2023%	--	1,575
10/12/2023%	--	1,975
10/13/2023%	--	1,400
10/14/2023%	--	1,625
10/15/2023+	735	--
10/16/2023+	1,540	--
10/16/2023^	275	--
10/16/2023%	850	--
10/17/2023%	585	--
12/4/2023%	--	16
12/5/2023+	--	1,050
12/6/2022+	--	350
12/6/2023*	--	25
12/7/2023+	--	700
12/8/2023+	--	350
12/8/2023*	--	120
12/9/2023%	200	--
12/10/2023%	1,150	--
12/11/2023%	640	--
12/12/2023+	185	--
12/12/2023%	825	--
12/13/2023+	2,565	--
TOTAL:	**25,150**	**11,054**

Notes:

-- = indicates no injections occurred on this date

+ = injection consisted of magnesium oxide (MgO)

% = injection consisted of ferrous sulfate ($FeSO_4$)

* = injection consisted of potable water

^ = injection consisted of MgO and $FeSO_4$

gal = gallons

APPENDIX F

Potable Well Survey Report

Plant Hammond
5963 Alabama Hwy
Rome, GA 30165

Inquiry Number: 07806518.1r
October 29, 2024

The EDR GeoCheck® Report

6 Armstrong Road, 4th floor
Shelton, CT 06484
Toll Free: 800.352.0050
www.edrnet.com

TABLE OF CONTENTS

SECTION **PAGE**

GEOCHECK ADDENDUM

Physical Setting Source Addendum **A-1**

Physical Setting Source Summary **A-2**

Physical Setting Source Map **A-8**

Physical Setting Source Map Findings **A-9**

Physical Setting Source Records Searched **PSGR-1**

Thank you for your business.
Please contact EDR at 1-800-352-0050
with any questions or comments.

Disclaimer - Copyright and Trademark Notice

This Report contains certain information obtained from a variety of public and other sources reasonably available to Environmental Data Resources, LLC. It cannot be concluded from this Report that coverage information for the target and surrounding properties does not exist from other sources. This Report is provided on an "AS IS", "AS AVAILABLE" basis. **NO WARRANTY EXPRESS OR IMPLIED IS MADE WHATSOEVER IN CONNECTION WITH THIS REPORT. ENVIRONMENTAL DATA RESOURCES, LLC AND ITS SUBSIDIARIES, AFFILIATES AND THIRD PARTY SUPPLIERS DISCLAIM ALL WARRANTIES, OF ANY KIND OR NATURE, EXPRESS OR IMPLIED, ARISING OUT OF OR RELATED TO THIS REPORT OR ANY OF THE DATA AND INFORMATION PROVIDED IN THIS REPORT, INCLUDING WITHOUT LIMITATION, ANY WARRANTIES REGARDING ACCURACY, QUALITY, CORRECTNESS, COMPLETENESS, COMPREHENSIVENESS, SUITABILITY, MERCHANTABILITY, FITNESS FOR A PARTICULAR PURPOSE, TITLE, NON-INFRINGEMENT, MISAPPROPRIATION, OR OTHERWISE. ALL RISK IS ASSUMED BY THE USER. IN NO EVENT SHALL ENVIRONMENTAL DATA RESOURCES, LLC OR ITS SUBSIDIARIES, AFFILIATES OR THIRD PARTY SUPPLIERS BE LIABLE TO ANYONE FOR ANY DIRECT, INCIDENTAL, INDIRECT, SPECIAL, CONSEQUENTIAL OR OTHER DAMAGES OF ANY TYPE OR KIND (INCLUDING BUT NOT LIMITED TO LOSS OF PROFITS, LOSS OF USE, OR LOSS OF DATA) INFORMATION PROVIDED IN THIS REPORT.** Any analyses, estimates, ratings, environmental risk levels, or risk codes provided in this Report are provided for illustrative purposes only, and are not intended to provide, nor should they be interpreted as providing any facts regarding, or prediction or forecast of, any environmental risk for any property. Only an assessment performed by a qualified environmental professional can provide findings, opinions or conclusions regarding the environmental risk or conditions in, on or at any property.

Copyright 2024 by Environmental Data Resources, LLC. All rights reserved. Reproduction in any media or format, in whole or in part, of any report or map of Environmental Data Resources, LLC, or its affiliates, is prohibited without prior written permission.

EDR and its logos (including Sanborn and Sanborn Map) are trademarks of Environmental Data Resources, LLC or its affiliates. All other trademarks used herein are the property of their respective owners.

GEOCHECK® - PHYSICAL SETTING SOURCE REPORT

TARGET PROPERTY ADDRESS

PLANT HAMMOND
5963 ALABAMA HWY
ROME, GA 30165

TARGET PROPERTY COORDINATES

Latitude (North):	34.252258 - 34˚ 15' 8.13''
Longitude (West):	85.346763 - 85˚ 20' 48.35''
Universal Tranverse Mercator:	Zone 16
UTM X (Meters):	652231.3
UTM Y (Meters):	3791167.5
Elevation:	588 ft. above sea level

USGS TOPOGRAPHIC MAP

Target Property Map:	34085-C3 ROCK MOUNTAIN, GA
Version Date:	1985
South Map:	34085-B3 LIVINGSTON, GA
Version Date:	1982

EDR's GeoCheck Physical Setting Source Addendum is provided to assist the environmental professional in forming an opinion about the impact of potential contaminant migration.

Assessment of the impact of contaminant migration generally has two principle investigative components:

1. Groundwater flow direction, and
2. Groundwater flow velocity.

Groundwater flow direction may be impacted by surface topography, hydrology, hydrogeology, characteristics of the soil, and nearby wells. Groundwater flow velocity is generally impacted by the nature of the geologic strata.

GEOCHECK® - PHYSICAL SETTING SOURCE SUMMARY

GROUNDWATER FLOW DIRECTION INFORMATION

Groundwater flow direction for a particular site is best determined by a qualified environmental professional using site-specific well data. If such data is not reasonably ascertainable, it may be necessary to rely on other sources of information, such as surface topographic information, hydrologic information, hydrogeologic data collected on nearby properties, and regional groundwater flow information (from deep aquifers).

TOPOGRAPHIC INFORMATION

Surface topography may be indicative of the direction of surficial groundwater flow. This information can be used to assist the environmental professional in forming an opinion about the impact of nearby contaminated properties or, should contamination exist on the target property, what downgradient sites might be impacted.

TARGET PROPERTY TOPOGRAPHY

General Topographic Gradient: General South

SURROUNDING TOPOGRAPHY: ELEVATION PROFILES

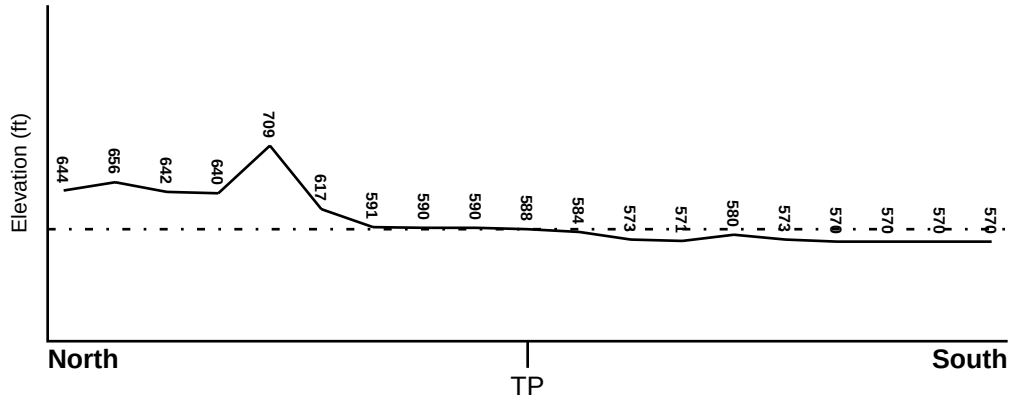

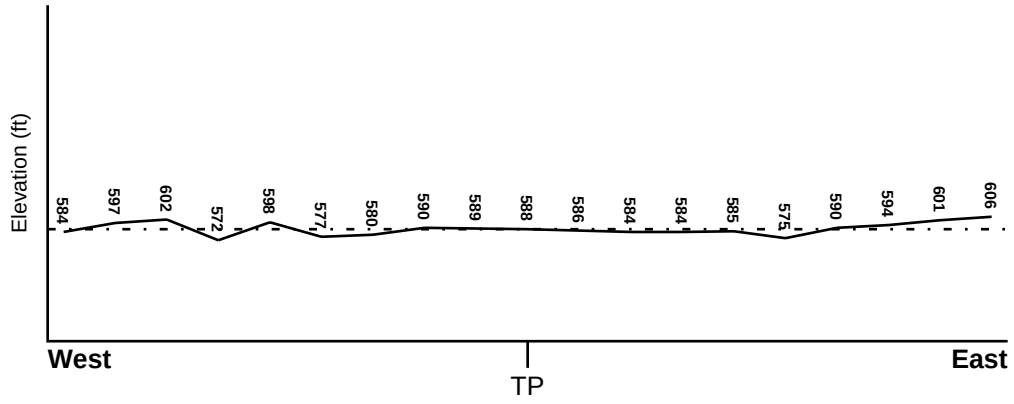

Target Property Elevation: 588 ft.

0 1/2 1 Miles

Source: Topography has been determined from the USGS 7.5' Digital Elevation Model and should be evaluated on a relative (not an absolute) basis. Relative elevation information between sites of close proximity should be field verified.

GEOCHECK® - PHYSICAL SETTING SOURCE SUMMARY

HYDROLOGIC INFORMATION

Surface water can act as a hydrologic barrier to groundwater flow. Such hydrologic information can be used to assist the environmental professional in forming an opinion about the impact of nearby contaminated properties or, should contamination exist on the target property, what downgradient sites might be impacted.

Refer to the Physical Setting Source Map following this summary for hydrologic information (major waterways and bodies of water).

FEMA FLOOD ZONE

Flood Plain Panel at Target Property	FEMA Source Type
13115C0163E	FEMA FIRM Flood data

Additional Panels in search area:	FEMA Source Type
13115C0164E	FEMA FIRM Flood data
13115C0252E	FEMA FIRM Flood data
13115C0251E	FEMA FIRM Flood data

NATIONAL WETLAND INVENTORY

NWI Quad at Target Property	NWI Electronic Data Coverage
ROCK MOUNTAIN	YES - refer to the Overview Map and Detail Map

HYDROGEOLOGIC INFORMATION

Hydrogeologic information obtained by installation of wells on a specific site can often be an indicator of groundwater flow direction in the immediate area. Such hydrogeologic information can be used to assist the environmental professional in forming an opinion about the impact of nearby contaminated properties or, should contamination exist on the target property, what downgradient sites might be impacted.

AQUIFLOW®

Search Radius: 1.000 Mile.

EDR has developed the AQUIFLOW Information System to provide data on the general direction of groundwater flow at specific points. EDR has reviewed reports submitted by environmental professionals to regulatory authorities at select sites and has extracted the date of the report, groundwater flow direction as determined hydrogeologically, and the depth to water table.

MAP ID	LOCATION FROM TP	GENERAL DIRECTION GROUNDWATER FLOW
Not Reported		

GEOCHECK® - PHYSICAL SETTING SOURCE SUMMARY

GROUNDWATER FLOW VELOCITY INFORMATION

Groundwater flow velocity information for a particular site is best determined by a qualified environmental professional using site specific geologic and soil strata data. If such data are not reasonably ascertainable, it may be necessary to rely on other sources of information, including geologic age identification, rock stratigraphic unit and soil characteristics data collected on nearby properties and regional soil information. In general, contaminant plumes move more quickly through sandy-gravelly types of soils than silty-clayey types of soils.

GEOLOGIC INFORMATION IN GENERAL AREA OF TARGET PROPERTY

Geologic information can be used by the environmental professional in forming an opinion about the relative speed at which contaminant migration may be occurring.

ROCK STRATIGRAPHIC UNIT

Era:	Paleozoic
System:	Cambrian
Series:	Cambrian
Code:	C *(decoded above as Era, System & Series)*

GEOLOGIC AGE IDENTIFICATION

Category: Stratified Sequence

Geologic Age and Rock Stratigraphic Unit Source: P.G. Schruben, R.E. Arndt and W.J. Bawiec, Geology of the Conterminous U.S. at 1:2,500,000 Scale - a digital representation of the 1974 P.B. King and H.M. Beikman Map, USGS Digital Data Series DDS - 11 (1994).

DOMINANT SOIL COMPOSITION IN GENERAL AREA OF TARGET PROPERTY

The U.S. Department of Agriculture's (USDA) Soil Conservation Service (SCS) leads the National Cooperative Soil Survey (NCSS) and is responsible for collecting, storing, maintaining and distributing soil survey information for privately owned lands in the United States. A soil map in a soil survey is a representation of soil patterns in a landscape. Soil maps for STATSGO are compiled by generalizing more detailed (SSURGO) soil survey maps. The following information is based on Soil Conservation Service STATSGO data.

Soil Component Name:	ETOWAH
Soil Surface Texture:	loam
Hydrologic Group:	Class B - Moderate infiltration rates. Deep and moderately deep, moderately well and well drained soils with moderately coarse textures.
Soil Drainage Class:	Well drained. Soils have intermediate water holding capacity. Depth to water table is more than 6 feet.

Hydric Status: Soil does not meet the requirements for a hydric soil.

Corrosion Potential - Uncoated Steel:	LOW
Depth to Bedrock Min:	> 60 inches
Depth to Bedrock Max:	> 60 inches

GEOCHECK® - PHYSICAL SETTING SOURCE SUMMARY

Soil Layer Information							
	Boundary			Classification			
Layer	Upper	Lower	Soil Texture Class	AASHTO Group	Unified Soil	Permeability Rate (in/hr)	Soil Reaction (pH)
1	0 inches	7 inches	loam	Silt-Clay Materials (more than 35 pct. passing No. 200), Silty Soils.	FINE-GRAINED SOILS, Silts and Clays (liquid limit less than 50%), silt.	Max: 2.00 Min: 0.60	Max: 5.50 Min: 4.50
2	7 inches	38 inches	silty clay loam	Silt-Clay Materials (more than 35 pct. passing No. 200), Clayey Soils.	FINE-GRAINED SOILS, Silts and Clays (liquid limit less than 50%), Lean Clay	Max: 2.00 Min: 0.60	Max: 5.50 Min: 4.50
3	38 inches	70 inches	silty clay loam	Silt-Clay Materials (more than 35 pct. passing No. 200), Clayey Soils.	FINE-GRAINED SOILS, Silts and Clays (liquid limit less than 50%), Lean Clay	Max: 2.00 Min: 0.60	Max: 5.50 Min: 4.50

OTHER SOIL TYPES IN AREA

Based on Soil Conservation Service STATSGO data, the following additional subordinant soil types may appear within the general area of target property.

Soil Surface Textures: silt loam
clay loam

Surficial Soil Types: silt loam
clay loam

Shallow Soil Types: sandy clay loam
clay loam
silty clay loam
silty clay

Deeper Soil Types: clay loam
stratified
clay
cherty - clay loam
weathered bedrock
loam

LOCAL / REGIONAL WATER AGENCY RECORDS

EDR Local/Regional Water Agency records provide water well information to assist the environmental professional in assessing sources that may impact ground water flow direction, and in forming an opinion about the impact of contaminant migration on nearby drinking water wells.

GEOCHECK® - PHYSICAL SETTING SOURCE SUMMARY

WELL SEARCH DISTANCE INFORMATION

DATABASE	SEARCH DISTANCE (miles)
Federal USGS	2.000
Federal FRDS PWS	2.000
State Database	2.000

FEDERAL USGS WELL INFORMATION

MAP ID	WELL ID	LOCATION FROM TP
A1	USGS40000266955	1/8 - 1/4 Mile NW
B3	USGS40000266956	1/8 - 1/4 Mile NNE
D7	USGS40000266962	1/4 - 1/2 Mile North
B9	USGS40000266957	1/4 - 1/2 Mile NE
D12	USGS40000266965	1/4 - 1/2 Mile NNW
E13	USGS40000266972	1/4 - 1/2 Mile North
E16	USGS40000266968	1/2 - 1 Mile NNE
F18	USGS40000266981	1/2 - 1 Mile North
G21	USGS40000266978	1 - 2 Miles NE
H22	USGS40000266969	1 - 2 Miles ENE
H25	USGS40000266975	1 - 2 Miles ENE
I27	USGS40000266890	1 - 2 Miles South
J29	USGS40000266958	1 - 2 Miles East
K31	USGS40000266908	1 - 2 Miles SE
L33	USGS40000266966	1 - 2 Miles ENE

FEDERAL FRDS PUBLIC WATER SUPPLY SYSTEM INFORMATION

MAP ID	WELL ID	LOCATION FROM TP
No PWS System Found		

Note: PWS System location is not always the same as well location.

STATE DATABASE WELL INFORMATION

MAP ID	WELL ID	LOCATION FROM TP
A2	0000004171	1/8 - 1/4 Mile NW
B4	0000004172	1/8 - 1/4 Mile NNE
C5	0000004168	1/4 - 1/2 Mile WNW
C6	0000004169	1/4 - 1/2 Mile WNW
D8	0000004175	1/4 - 1/2 Mile North
B10	0000004173	1/4 - 1/2 Mile NE
D11	0000004177	1/4 - 1/2 Mile NNW
E14	0000004181	1/4 - 1/2 Mile North
E15	0000004179	1/2 - 1 Mile NNE
17	0000004170	1/2 - 1 Mile West
F19	0000004188	1/2 - 1 Mile North

GEOCHECK® - PHYSICAL SETTING SOURCE SUMMARY

STATE DATABASE WELL INFORMATION

MAP ID	WELL ID	LOCATION FROM TP
G20	0000004185	1 - 2 Miles NE
H23	0000004180	1 - 2 Miles ENE
H24	0000004183	1 - 2 Miles ENE
I26	0000004144	1 - 2 Miles South
J28	0000004174	1 - 2 Miles East
K30	0000004151	1 - 2 Miles SE
L32	0000004178	1 - 2 Miles ENE

PHYSICAL SETTING SOURCE MAP - 07806518.1r

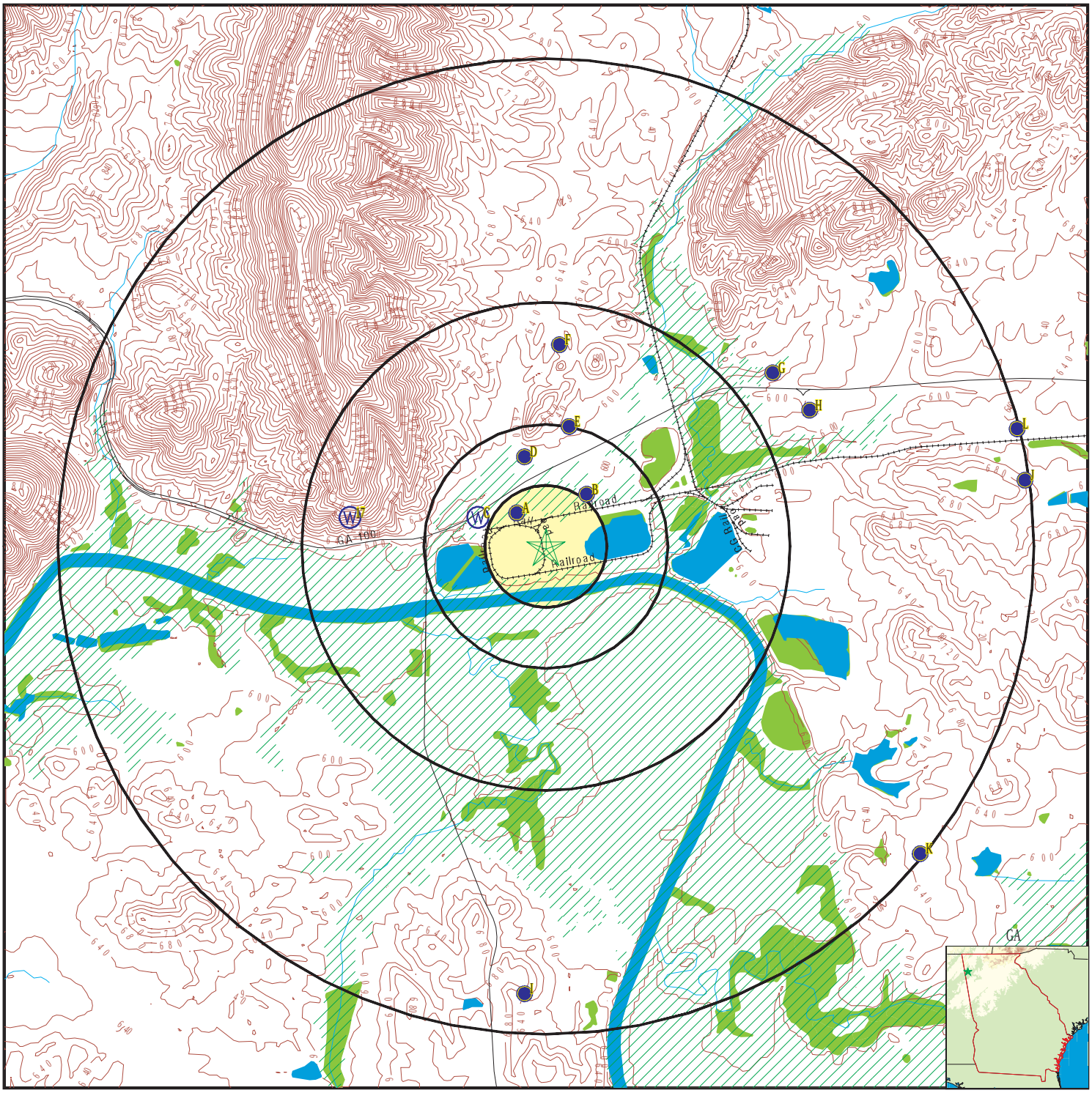

County Boundary
Major Roads
Contour Lines
Earthquake epicenter, Richter 5 or greater
Water Wells
Public Water Supply Wells
Cluster of Multiple Icons

Groundwater Flow Direction
Indeterminate Groundwater Flow at Location
Groundwater Flow Varies at Location
100-year flood zone
500-year flood zone
National Wetland Inventory
Wildlife Areas

SITE NAME:	Plant Hammond	CLIENT:	Geosyntec Consultants
ADDRESS:	5963 Alabama Hwy Rome GA 30165	CONTACT:	Tristan Halterman
		INQUIRY #:	07806518.1r
LAT/LONG:	34.252258 / 85.346763	DATE:	October 29, 2024 1:27 pm

Copyright © 2024 EDR, Inc. © 2015 TomTom Rel. 2015.

Map ID Direction Distance Elevation	Database	EDR ID Number
A1 **NW** **1/8 - 1/4 Mile** **Higher**	**FED USGS**	**USGS40000266955**

Organization ID:	USGS-GA	Organization Name:	USGS Georgia Water Science Center
Monitor Location:	03JJ41	Type:	Well
Description:	GA POWER, PLANT HAMMOND	HUC:	03150105
Drainage Area:	Not Reported	Drainage Area Units:	Not Reported
Contrib Drainage Area:	Not Reported	Contrib Drainage Area Unts:	Not Reported
Aquifer:	Valley and Ridge aquifers	Formation Type:	Conasauga Formation
Aquifer Type:	Not Reported	Construction Date:	19511101
Well Depth:	411	Well Depth Units:	ft
Well Hole Depth:	411	Well Hole Depth Units:	ft

A2 **NW** **1/8 - 1/4 Mile** **Higher**	**GA WELLS**	**0000004171**

County code:	115	Well num:	03JJ41
Remarks:	GA POWER, PLANT HAMMOND	Lat:	341515
Lon:	0852056	Latlon datum:	NAD27
Alt:	586.00	Alt datum:	NGVD29
Depth:	411	Depth to casing:	44.5
Casing dia:	12.	Casing matl:	Not Reported
Depth to top:	44.5	Depth to bot:	411.
Opening type:	X	Constr date:	19551101
Discharge:	69.60	Prim use:	N
Aquifer code:	371CNSG	Edr id:	0000004171

B3 **NNE** **1/8 - 1/4 Mile** **Higher**	**FED USGS**	**USGS40000266956**

Organization ID:	USGS-GA	Organization Name:	USGS Georgia Water Science Center
Monitor Location:	03JJ35	Type:	Well
Description:	GA. POWER CO. WELL NO.3	HUC:	03150105
Drainage Area:	Not Reported	Drainage Area Units:	Not Reported
Contrib Drainage Area:	Not Reported	Contrib Drainage Area Unts:	Not Reported
Aquifer:	Valley and Ridge aquifers	Formation Type:	Conasauga Formation
Aquifer Type:	Not Reported	Construction Date:	195111
Well Depth:	405	Well Depth Units:	ft
Well Hole Depth:	Not Reported	Well Hole Depth Units:	Not Reported

---

B4 **NNE** **1/8 - 1/4 Mile** **Higher**	**GA WELLS**	**0000004172**

County code:	115	Well num:	03JJ35
Remarks:	GA. POWER CO. WELL NO.3	Lat:	341518
Lon:	0852041	Latlon datum:	NAD27
Alt:	590.0	Alt datum:	NGVD29

Depth:	405.0	Depth to casing:	22.0
Casing dia:	12.0	Casing matl:	Not Reported
Depth to top:	22.0	Depth to bot:	405.0
Opening type:	X	Constr date:	195111
Discharge:	Not Reported	Prim use:	Not Reported
Aquifer code:	371CNSG	Edr id:	0000004172

C5
WNW
1/4 - 1/2 Mile
Higher

GA WELLS **0000004168**

County code:	115	Well num:	03JJS2
Remarks:	JOE EARLY	Lat:	341514
Lon:	0852106	Latlon datum:	NAD27
Alt:	590	Alt datum:	NGVD29
Depth:	Not Reported	Depth to casing:	Not Reported
Casing dia:	Not Reported	Casing matl:	Not Reported
Depth to top:	Not Reported	Depth to bot:	Not Reported
Opening type:	Not Reported	Constr date:	Not Reported
Discharge:	208.3	Prim use:	Not Reported
Aquifer code:	Not Reported	Edr id:	0000004168

C6
WNW
1/4 - 1/2 Mile
Higher

GA WELLS **0000004169**

County code:	115	Well num:	03JJS2
Remarks:	JOE EARLY	Lat:	341514
Lon:	0852106	Latlon datum:	NAD27
Alt:	590	Alt datum:	NGVD29
Depth:	Not Reported	Depth to casing:	Not Reported
Casing dia:	Not Reported	Casing matl:	Not Reported
Depth to top:	Not Reported	Depth to bot:	Not Reported
Opening type:	Not Reported	Constr date:	Not Reported
Discharge:	208.3	Prim use:	Not Reported
Aquifer code:	Not Reported	Edr id:	0000004169

D7
North
1/4 - 1/2 Mile
Higher

FED USGS **USGS40000266962**

Organization ID:	USGS-GA	Organization Name:	USGS Georgia Water Science Center
Monitor Location:	03JJ31	Type:	Well
Description:	RUTH BRIDGES	HUC:	03150105
Drainage Area:	Not Reported	Drainage Area Units:	Not Reported
Contrib Drainage Area:	Not Reported	Contrib Drainage Area Unts:	Not Reported
Aquifer:	Valley and Ridge aquifers	Formation Type:	Floyd Shale
Aquifer Type:	Not Reported	Construction Date:	1949
Well Depth:	96	Well Depth Units:	ft
Well Hole Depth:	Not Reported	Well Hole Depth Units:	Not Reported

Ground water levels,Number of Measurements:	1	Level reading date:	1961-11-07
Feet below surface:	20	Feet to sea level:	Not Reported
Note:	Not Reported		

Map ID Direction Distance Elevation	Database	EDR ID Number
D8 **North** **1/4 - 1/2 Mile** **Higher**	**GA WELLS**	**0000004175**

County code:	115	Well num:	03JJ31
Remarks:	RUTH BRIDGES	Lat:	341524
Lon:	0852052	Latlon datum:	NAD27
Alt:	590	Alt datum:	NGVD29
Depth:	96	Depth to casing:	20
Casing dia:	6	Casing matl:	Not Reported
Depth to top:	20	Depth to bot:	96
Opening type:	X	Constr date:	1949
Discharge:	10	Prim use:	H
Aquifer code:	331FLYD	Edr id:	0000004175

B9 **NE** **1/4 - 1/2 Mile** **Higher**	**FED USGS**	**USGS40000266957**

Organization ID:	USGS-GA	Organization Name:	USGS Georgia Water Science Center
Monitor Location:	03JJ40	Type:	Well
Description:	GA POWER CO, HAMMOND PLNT	HUC:	03150105
Drainage Area:	Not Reported	Drainage Area Units:	Not Reported
Contrib Drainage Area:	Not Reported	Contrib Drainage Area Unts:	Not Reported
Aquifer:	Valley and Ridge aquifers	Formation Type:	Conasauga Formation
Aquifer Type:	Not Reported	Construction Date:	195111
Well Depth:	405	Well Depth Units:	ft
Well Hole Depth:	Not Reported	Well Hole Depth Units:	Not Reported

Ground water levels,Number of Measurements:	1	Level reading date:	1951-11
Feet below surface:	15	Feet to sea level:	Not Reported
Note:	Not Reported		

B10 **NE** **1/4 - 1/2 Mile** **Higher**	**GA WELLS**	**0000004173**

County code:	115	Well num:	03JJ40
Remarks:	GA POWER CO, HAMMOND PLNT	Lat:	341520
Lon:	0852035	Latlon datum:	NAD27
Alt:	590	Alt datum:	NGVD29
Depth:	405	Depth to casing:	Not Reported
Casing dia:	Not Reported	Casing matl:	Not Reported
Depth to top:	Not Reported	Depth to bot:	Not Reported
Opening type:	Not Reported	Constr date:	195111
Discharge:	40.	Prim use:	N
Aquifer code:	371CNSG	Edr id:	0000004173

Map ID Direction Distance Elevation	Database	EDR ID Number
D11 **NNW** **1/4 - 1/2 Mile** **Higher**	**GA WELLS**	**0000004177**

County code:	115	Well num:	03JJ14
Remarks:	MRS. ARTHUR L. LLOYD	Lat:	341530
Lon:	0852056	Latlon datum:	NAD27
Alt:	595	Alt datum:	NGVD29
Depth:	87	Depth to casing:	21
Casing dia:	6	Casing matl:	Not Reported
Depth to top:	21	Depth to bot:	87
Opening type:	X	Constr date:	1948
Discharge:	16.7	Prim use:	H
Aquifer code:	371CNSG	Edr id:	0000004177

D12 **NNW** **1/4 - 1/2 Mile** **Higher**	**FED USGS**	**USGS40000266965**	

Organization ID:	USGS-GA	Organization Name:	USGS Georgia Water Science Center
Monitor Location:	03JJ14	Type:	Well
Description:	MRS. ARTHUR L. LLOYD	HUC:	03150105
Drainage Area:	Not Reported	Drainage Area Units:	Not Reported
Contrib Drainage Area:	Not Reported	Contrib Drainage Area Unts:	Not Reported
Aquifer:	Valley and Ridge aquifers	Formation Type:	Conasauga Formation
Aquifer Type:	Not Reported	Construction Date:	1948
Well Depth:	87	Well Depth Units:	ft
Well Hole Depth:	Not Reported	Well Hole Depth Units:	Not Reported

Ground water levels,Number of Measurements:	1	Level reading date:	1948
Feet below surface:	4	Feet to sea level:	Not Reported
Note:	Not Reported		

E13 **North** **1/4 - 1/2 Mile** **Higher**	**FED USGS**	**USGS40000266972**	

Organization ID:	USGS-GA	Organization Name:	USGS Georgia Water Science Center
Monitor Location:	03JJ13	Type:	Well
Description:	ARTHUR W. LLOYD	HUC:	03150105
Drainage Area:	Not Reported	Drainage Area Units:	Not Reported
Contrib Drainage Area:	Not Reported	Contrib Drainage Area Unts:	Not Reported
Aquifer:	Valley and Ridge aquifers	Formation Type:	Floyd Shale
Aquifer Type:	Not Reported	Construction Date:	1955
Well Depth:	72	Well Depth Units:	ft
Well Hole Depth:	Not Reported	Well Hole Depth Units:	Not Reported

Ground water levels,Number of Measurements:	1	Level reading date:	1955
Feet below surface:	15.0	Feet to sea level:	Not Reported
Note:	Not Reported		

Map ID Direction Distance Elevation	Database	EDR ID Number
E14 **North** **1/4 - 1/2 Mile** **Higher**	**GA WELLS**	**0000004181**

County code:	115	Well num:	03JJ13
Remarks:	ARTHUR W. LLOYD	Lat:	341533
Lon:	0852047	Latlon datum:	NAD27
Alt:	625	Alt datum:	NGVD29
Depth:	72	Depth to casing:	28
Casing dia:	6	Casing matl:	Not Reported
Depth to top:	28	Depth to bot:	72
Opening type:	X	Constr date:	1955
Discharge:	15	Prim use:	H
Aquifer code:	331FLYD	Edr id:	0000004181

E15 **NNE** **1/2 - 1 Mile** **Higher**	**GA WELLS**	**0000004179**

County code:	115	Well num:	03JJ12
Remarks:	DEWEY H. WORTHY JR.	Lat:	341534
Lon:	0852038	Latlon datum:	NAD27
Alt:	600	Alt datum:	NGVD29
Depth:	60	Depth to casing:	55
Casing dia:	6	Casing matl:	Not Reported
Depth to top:	55	Depth to bot:	60
Opening type:	X	Constr date:	196106
Discharge:	10	Prim use:	H
Aquifer code:	331FLYD	Edr id:	0000004179

E16 **NNE** **1/2 - 1 Mile** **Higher**	**FED USGS**	**USGS40000266968**

Organization ID:	USGS-GA	Organization Name:	USGS Georgia Water Science Center
Monitor Location:	03JJ12	Type:	Well
Description:	DEWEY H. WORTHY JR.	HUC:	03150105
Drainage Area:	Not Reported	Drainage Area Units:	Not Reported
Contrib Drainage Area:	Not Reported	Contrib Drainage Area Unts:	Not Reported
Aquifer:	Valley and Ridge aquifers	Formation Type:	Floyd Shale
Aquifer Type:	Not Reported	Construction Date:	196106
Well Depth:	60	Well Depth Units:	ft
Well Hole Depth:	Not Reported	Well Hole Depth Units:	Not Reported

Ground water levels,Number of Measurements:	1	Level reading date:	1961-11-07
Feet below surface:	15.35	Feet to sea level:	Not Reported
Note:	Not Reported		

Map ID Direction Distance Elevation	Database	EDR ID Number
17 **West** **1/2 - 1 Mile** **Higher**	**GA WELLS**	**0000004170**

County code:	115	Well num:	03JJ47
Remarks:	A.A. LOONEY	Lat:	341514
Lon:	0852139	Latlon datum:	NAD27
Alt:	800	Alt datum:	NGVD29
Depth:	Not Reported	Depth to casing:	Not Reported
Casing dia:	Not Reported	Casing matl:	Not Reported
Depth to top:	Not Reported	Depth to bot:	Not Reported
Opening type:	Not Reported	Constr date:	Not Reported
Discharge:	Not Reported	Prim use:	Not Reported
Aquifer code:	Not Reported	Edr id:	0000004170

F18 **North** **1/2 - 1 Mile** **Higher**	**FED USGS**	**USGS40000266981**

Organization ID:	USGS-GA	Organization Name:	USGS Georgia Water Science Center
Monitor Location:	03JJ15	Type:	Well
Description:	ROME CRAFT	HUC:	03150105
Drainage Area:	Not Reported	Drainage Area Units:	Not Reported
Contrib Drainage Area:	Not Reported	Contrib Drainage Area Unts:	Not Reported
Aquifer:	Valley and Ridge aquifers	Formation Type:	Floyd Shale
Aquifer Type:	Not Reported	Construction Date:	1958
Well Depth:	205	Well Depth Units:	ft
Well Hole Depth:	Not Reported	Well Hole Depth Units:	Not Reported

Ground water levels,Number of Measurements:	1	Level reading date:	1958
Feet below surface:	40.0	Feet to sea level:	Not Reported
Note:	Not Reported		

F19 **North** **1/2 - 1 Mile** **Higher**	**GA WELLS**	**0000004188**

County code:	115	Well num:	03JJ15
Remarks:	ROME CRAFT	Lat:	341551
Lon:	0852045	Latlon datum:	NAD27
Alt:	640	Alt datum:	NGVD29
Depth:	205	Depth to casing:	179
Casing dia:	6	Casing matl:	Not Reported
Depth to top:	179	Depth to bot:	205
Opening type:	X	Constr date:	1958
Discharge:	6.5	Prim use:	C
Aquifer code:	331FLYD	Edr id:	0000004188

Map ID Direction Distance Elevation	Database	EDR ID Number
G20 **NE** **1 - 2 Miles** **Lower**	**GA WELLS**	**0000004185**

County code:	115	Well num:	03JJ16
Remarks:	C.W. AKRIDGE	Lat:	341545
Lon:	0851950	Latlon datum:	NAD27
Alt:	590	Alt datum:	NGVD29
Depth:	89	Depth to casing:	7
Casing dia:	6	Casing matl:	Not Reported
Depth to top:	7	Depth to bot:	89
Opening type:	X	Constr date:	1941
Discharge:	5	Prim use:	H
Aquifer code:	331FLYD	Edr id:	0000004185

G21 **NE** **1 - 2 Miles** **Lower**	**FED USGS**	**USGS40000266978**

Organization ID:	USGS-GA	Organization Name:	USGS Georgia Water Science Center
Monitor Location:	03JJ16	Type:	Well
Description:	C.W. AKRIDGE	HUC:	03150105
Drainage Area:	Not Reported	Drainage Area Units:	Not Reported
Contrib Drainage Area:	Not Reported	Contrib Drainage Area Unts:	Not Reported
Aquifer:	Valley and Ridge aquifers	Formation Type:	Floyd Shale
Aquifer Type:	Not Reported	Construction Date:	1941
Well Depth:	89	Well Depth Units:	ft
Well Hole Depth:	Not Reported	Well Hole Depth Units:	Not Reported

---

H22 **ENE** **1 - 2 Miles** **Higher**	**FED USGS**	**USGS40000266969**

Organization ID:	USGS-GA	Organization Name:	USGS Georgia Water Science Center
Monitor Location:	03JJ17	Type:	Well
Description:	C.W. AKRIDGE	HUC:	03150105
Drainage Area:	Not Reported	Drainage Area Units:	Not Reported
Contrib Drainage Area:	Not Reported	Contrib Drainage Area Unts:	Not Reported
Aquifer:	Valley and Ridge aquifers	Formation Type:	Floyd Shale
Aquifer Type:	Not Reported	Construction Date:	1945
Well Depth:	157	Well Depth Units:	ft
Well Hole Depth:	Not Reported	Well Hole Depth Units:	Not Reported

---

H23 **ENE** **1 - 2 Miles** **Higher**	**GA WELLS**	**0000004180**

County code:	115	Well num:	03JJ17
Remarks:	C.W. AKRIDGE	Lat:	341535
Lon:	0851942	Latlon datum:	NAD27
Alt:	605	Alt datum:	NGVD29

Depth:	157	Depth to casing:	Not Reported
Casing dia:	6.0	Casing matl:	Not Reported
Depth to top:	Not Reported	Depth to bot:	Not Reported
Opening type:	Not Reported	Constr date:	1945
Discharge:	5	Prim use:	H
Aquifer code:	331FLYD	Edr id:	0000004180

H24
ENE
1 - 2 Miles
Higher

GA WELLS **0000004183**

County code:	115	Well num:	03JJ18
Remarks:	C.H. JOHNSON	Lat:	341539
Lon:	0851939	Latlon datum:	NAD27
Alt:	600	Alt datum:	NGVD29
Depth:	96	Depth to casing:	35
Casing dia:	6	Casing matl:	Not Reported
Depth to top:	35	Depth to bot:	96
Opening type:	X	Constr date:	1959
Discharge:	Not Reported	Prim use:	H
Aquifer code:	331FLYD	Edr id:	0000004183

H25
ENE
1 - 2 Miles
Higher

FED USGS **USGS40000266975**

Organization ID:	USGS-GA	Organization Name:	USGS Georgia Water Science Center
Monitor Location:	03JJ18	Type:	Well
Description:	C.H. JOHNSON	HUC:	03150105
Drainage Area:	Not Reported	Drainage Area Units:	Not Reported
Contrib Drainage Area:	Not Reported	Contrib Drainage Area Unts:	Not Reported
Aquifer:	Valley and Ridge aquifers	Formation Type:	Floyd Shale
Aquifer Type:	Not Reported	Construction Date:	1959
Well Depth:	96	Well Depth Units:	ft
Well Hole Depth:	Not Reported	Well Hole Depth Units:	Not Reported

Ground water levels,Number of Measurements:	1	Level reading date:	1961-11-07
Feet below surface:	33.28	Feet to sea level:	Not Reported
Note:	Not Reported		

I26
South
1 - 2 Miles
Higher

GA WELLS **0000004144**

County code:	115	Well num:	03HH27
Remarks:	SIDNEY EVANS	Lat:	341332
Lon:	0852054	Latlon datum:	NAD27
Alt:	660.0	Alt datum:	NGVD29
Depth:	129.0	Depth to casing:	50.0
Casing dia:	6.0	Casing matl:	Not Reported
Depth to top:	50.0	Depth to bot:	129.0
Opening type:	X	Constr date:	1956
Discharge:	9.0	Prim use:	H
Aquifer code:	371CNSG	Edr id:	0000004144

Map ID Direction Distance Elevation	Database	EDR ID Number
I27 **South** **1 - 2 Miles** **Higher**	**FED USGS**	**USGS40000266890**

Organization ID:	USGS-GA	Organization Name:	USGS Georgia Water Science Center
Monitor Location:	03HH27	Type:	Well
Description:	SIDNEY EVANS	HUC:	03150105
Drainage Area:	Not Reported	Drainage Area Units:	Not Reported
Contrib Drainage Area:	Not Reported	Contrib Drainage Area Unts:	Not Reported
Aquifer:	Valley and Ridge aquifers	Formation Type:	Conasauga Formation
Aquifer Type:	Not Reported	Construction Date:	1956
Well Depth:	129	Well Depth Units:	ft
Well Hole Depth:	Not Reported	Well Hole Depth Units:	Not Reported

---

J28 **East** **1 - 2 Miles** **Higher**	**GA WELLS**	**0000004174**

County code:	115	Well num:	03JJ20
Remarks:	JACK AKRIDGE	Lat:	341522
Lon:	0851845	Latlon datum:	NAD27
Alt:	670	Alt datum:	NGVD29
Depth:	65	Depth to casing:	Not Reported
Casing dia:	Not Reported	Casing matl:	Not Reported
Depth to top:	Not Reported	Depth to bot:	Not Reported
Opening type:	Not Reported	Constr date:	1955
Discharge:	11.7	Prim use:	H
Aquifer code:	371CNSG	Edr id:	0000004174

J29 **East** **1 - 2 Miles** **Higher**	**FED USGS**	**USGS40000266958**

Organization ID:	USGS-GA	Organization Name:	USGS Georgia Water Science Center
Monitor Location:	03JJ20	Type:	Well
Description:	JACK AKRIDGE	HUC:	03150105
Drainage Area:	Not Reported	Drainage Area Units:	Not Reported
Contrib Drainage Area:	Not Reported	Contrib Drainage Area Unts:	Not Reported
Aquifer:	Valley and Ridge aquifers	Formation Type:	Conasauga Formation
Aquifer Type:	Not Reported	Construction Date:	1955
Well Depth:	65	Well Depth Units:	ft
Well Hole Depth:	Not Reported	Well Hole Depth Units:	Not Reported

---

K30 **SE** **1 - 2 Miles** **Higher**	**GA WELLS**	**0000004151**

County code:	115	Well num:	03HH03
Remarks:	L.L. PUCKETT	Lat:	341402
Lon:	0851912	Latlon datum:	NAD27
Alt:	650.0	Alt datum:	NGVD29

Depth:	125.0	Depth to casing:	31.0
Casing dia:	6.0	Casing matl:	Not Reported
Depth to top:	31.0	Depth to bot:	125.0
Opening type:	X	Constr date:	1960
Discharge:	4.5	Prim use:	H
Aquifer code:	371CNSG	Edr id:	0000004151

K31
SE
1 - 2 Miles
Higher

FED USGS **USGS40000266908**

Organization ID:	USGS-GA	Organization Name:	USGS Georgia Water Science Center
Monitor Location:	03HH03	Type:	Well
Description:	L.L. PUCKETT	HUC:	03150105
Drainage Area:	Not Reported	Drainage Area Units:	Not Reported
Contrib Drainage Area:	Not Reported	Contrib Drainage Area Unts:	Not Reported
Aquifer:	Valley and Ridge aquifers	Formation Type:	Conasauga Formation
Aquifer Type:	Not Reported	Construction Date:	1960
Well Depth:	125	Well Depth Units:	ft
Well Hole Depth:	125	Well Hole Depth Units:	ft

Ground water levels,Number of Measurements:	1	Level reading date:	1960
Feet below surface:	27.0	Feet to sea level:	Not Reported
Note:	Not Reported		

L32
ENE
1 - 2 Miles
Higher

GA WELLS **0000004178**

County code:	115	Well num:	03JJ19
Remarks:	C.W. AKRIDGE	Lat:	341533
Lon:	0851847	Latlon datum:	NAD27
Alt:	635	Alt datum:	NGVD29
Depth:	359	Depth to casing:	Not Reported
Casing dia:	Not Reported	Casing matl:	Not Reported
Depth to top:	Not Reported	Depth to bot:	Not Reported
Opening type:	Not Reported	Constr date:	1945
Discharge:	Not Reported	Prim use:	H
Aquifer code:	331FLYD	Edr id:	0000004178

L33
ENE
1 - 2 Miles
Higher

FED USGS **USGS40000266966**

Organization ID:	USGS-GA	Organization Name:	USGS Georgia Water Science Center
Monitor Location:	03JJ19	Type:	Well
Description:	C.W. AKRIDGE	HUC:	03150105
Drainage Area:	Not Reported	Drainage Area Units:	Not Reported
Contrib Drainage Area:	Not Reported	Contrib Drainage Area Unts:	Not Reported
Aquifer:	Valley and Ridge aquifers	Formation Type:	Floyd Shale
Aquifer Type:	Not Reported	Construction Date:	1945
Well Depth:	359	Well Depth Units:	ft
Well Hole Depth:	Not Reported	Well Hole Depth Units:	Not Reported

Ground water levels,Number of Measurements:		1	Level reading date:	1946-10-22
Feet below surface:	29.2		Feet to sea level:	Not Reported
Note:	Not Reported			

GEOCHECK® - PHYSICAL SETTING SOURCE MAP FINDINGS
RADON

AREA RADON INFORMATION

Federal EPA Radon Zone for FLOYD County: 2

Note: Zone 1 indoor average level > 4 pCi/L.
: Zone 2 indoor average level >= 2 pCi/L and <= 4 pCi/L.
: Zone 3 indoor average level < 2 pCi/L.

Federal Area Radon Information for FLOYD COUNTY, GA

Number of sites tested: 14

Area	Average Activity	% <4 pCi/L	% 4-20 pCi/L	% >20 pCi/L
Living Area - 1st Floor	1.586 pCi/L	93%	7%	0%
Living Area - 2nd Floor	Not Reported	Not Reported	Not Reported	Not Reported
Basement	1.767 pCi/L	100%	0%	0%

PHYSICAL SETTING SOURCE RECORDS SEARCHED

TOPOGRAPHIC INFORMATION

USGS 7.5' Digital Elevation Model (DEM)
Source: United States Geologic Survey
EDR acquired the USGS 7.5' Digital Elevation Model in 2002 and updated it in 2006. The 7.5 minute DEM corresponds to the USGS 1:24,000- and 1:25,000-scale topographic quadrangle maps. The DEM provides elevation data with consistent elevation units and projection.

HYDROLOGIC INFORMATION

Flood Zone Data: This data was obtained from the Federal Emergency Management Agency (FEMA). It depicts 100-year and 500-year flood zones as defined by FEMA. It includes the National Flood Hazard Layer (NFHL) which incorporates Flood Insurance Rate Map (FIRM) data and Q3 data from FEMA in areas not covered by NFHL.
Source: FEMA
Telephone: 877-336-2627
Date of Government Version: 2003, 2015

NWI: National Wetlands Inventory. This data, available in select counties across the country, was obtained by EDR in 2002, 2005, 2010 and 2015 from the U.S. Fish and Wildlife Service.

State Wetlands Data: Wetlands Inventory
Source: Georgia GIS Clearinghouse
Telephone: 706-542-1581

HYDROGEOLOGIC INFORMATION

AQUIFLOW[R] Information System
Source: EDR proprietary database of groundwater flow information
EDR has developed the AQUIFLOW Information System (AIS) to provide data on the general direction of groundwater flow at specific points. EDR has reviewed reports submitted to regulatory authorities at select sites and has extracted the date of the report, hydrogeologically determined groundwater flow direction and depth to water table information.

GEOLOGIC INFORMATION

Geologic Age and Rock Stratigraphic Unit
Source: P.G. Schruben, R.E. Arndt and W.J. Bawiec, Geology of the Conterminous U.S. at 1:2,500,000 Scale - A digital representation of the 1974 P.B. King and H.M. Beikman Map, USGS Digital Data Series DDS - 11 (1994).

STATSGO: State Soil Geographic Database
Source: Department of Agriculture, Natural Resources Conservation Service (NRCS)
The U.S. Department of Agriculture's (USDA) Natural Resources Conservation Service (NRCS) leads the national Conservation Soil Survey (NCSS) and is responsible for collecting, storing, maintaining and distributing soil survey information for privately owned lands in the United States. A soil map in a soil survey is a representation of soil patterns in a landscape. Soil maps for STATSGO are compiled by generalizing more detailed (SSURGO) soil survey maps.

SSURGO: Soil Survey Geographic Database
Source: Department of Agriculture, Natural Resources Conservation Service (NRCS)
Telephone: 800-672-5559
SSURGO is the most detailed level of mapping done by the Natural Resources Conservation Service, mapping scales generally range from 1:12,000 to 1:63,360. Field mapping methods using national standards are used to construct the soil maps in the Soil Survey Geographic (SSURGO) database. SSURGO digitizing duplicates the original soil survey maps. This level of mapping is designed for use by landowners, townships and county natural resource planning and management.

PHYSICAL SETTING SOURCE RECORDS SEARCHED

LOCAL / REGIONAL WATER AGENCY RECORDS

FEDERAL WATER WELLS

PWS: Public Water Systems
Source: EPA/Office of Drinking Water
Telephone: 202-564-3750
Public Water System data from the Federal Reporting Data System. A PWS is any water system which provides water to at least 25 people for at least 60 days annually. PWSs provide water from wells, rivers and other sources.

PWS ENF: Public Water Systems Violation and Enforcement Data
Source: EPA/Office of Drinking Water
Telephone: 202-564-3750
Violation and Enforcement data for Public Water Systems from the Safe Drinking Water Information System (SDWIS) after August 1995. Prior to August 1995, the data came from the Federal Reporting Data System (FRDS).

USGS Water Wells: USGS National Water Inventory System (NWIS)
This database contains descriptive information on sites where the USGS collects or has collected data on surface water and/or groundwater. The groundwater data includes information on wells, springs, and other sources of groundwater.

OTHER STATE DATABASE INFORMATION

A listing of Private Water Well locations
Georgia Department of Public Health
Telephone: (404) 657-2700
A listing of Private Water Well locations

Georgia Public Supply Wells
Source: Georgia Department of Community Affairs
Telephone: 404-894-0127

USGS Georgia Water Wells
Source: USGS, Georgia District Office
Telephone: 770-903-9100

DNR Managed Lands
Source: Department of Natural Resources
Telephone: 706-557-3032
This dataset provides 1:24,000-scale data depicting boundaries of land parcels making up the public lands managed by the Georgia Department of Natural Resources (GDNR). It includes polygon representations of State Parks, State Historic Parks, State Conservation Parks, State Historic Sites, Wildlife Management Areas, Public Fishing Areas, Fish Hatcheries, Natural Areas and other specially-designated areas. The data were collected and located by the Georgia Department of Natural Resources. Boundaries were digitized from survey plats or other information.

RADON

Area Radon Information
Source: USGS
Telephone: 703-356-4020
The National Radon Database has been developed by the U.S. Environmental Protection Agency (USEPA) and is a compilation of the EPA/State Residential Radon Survey and the National Residential Radon Survey. The study covers the years 1986 - 1992. Where necessary data has been supplemented by information collected at private sources such as universities and research institutions.

EPA Radon Zones
Source: EPA
Telephone: 703-356-4020
Sections 307 & 309 of IRAA directed EPA to list and identify areas of U.S. with the potential for elevated indoor radon levels.

PHYSICAL SETTING SOURCE RECORDS SEARCHED

OTHER

Airport Landing Facilities: Private and public use landing facilities
Source: Federal Aviation Administration, 800-457-6656

Epicenters: World earthquake epicenters, Richter 5 or greater
Source: Department of Commerce, National Oceanic and Atmospheric Administration

Earthquake Fault Lines: The fault lines displayed on EDR's Topographic map are digitized quaternary faultlines, prepared in 1975 by the United State Geological Survey

STREET AND ADDRESS INFORMATION

© 2015 TomTom North America, Inc. All rights reserved. This material is proprietary and the subject of copyright protection and other intellectual property rights owned by or licensed to Tele Atlas North America, Inc. The use of this material is subject to the terms of a license agreement. You will be held liable for any unauthorized copying or disclosure of this material.